# Deutsches Gewässerkundliches Jahrbuch

## Weser- und Emsgebiet

# 2000

1.11.1999 - 31.12.2000

Herausgeber

**Niedersächsisches Landesamt für Ökologie**

**Hildesheim 2004**

In Zusammenarbeit mit der Wasser- und Schiffahrtsverwaltung des Bundes und den gewässerkundlichen Dienststellen der Länder Hessen, Nordrhein-Westfalen, Thüringen, Sachsen-Anhalt und dem Deutschen Wetterdienst

## Inhaltsverzeichnis:

Seite


**Vorwort** ..... 3

**Alphabetisches Verzeichnis der Pegel** im Weser- und Emsgebiet ..... 4-6

**Abkürzungen und Zeichen** ..... 7-9

**Wesergebiet** ..... 11-218

**Hydrographisches Verzeichnis der Pegel** im Wesergebiet ..... 13-16

**Gewässerkundliche Beschreibung des Abflussjahres** für das Wesergebiet ..... 17-35
Text ..... 17-19
Graphische Darstellungen ..... 20-35

**Tabellenteil für das Wesergebiet** ..... 36-218

Wasserstände:
Tageswerte, Hauptwerte, Dauerzahlen und Extremwerte ..... 36-63

Tidewasserstände:
Tageswerte, Hauptwerte, Dauerzahlen und Extremwerte ..... 64-90

Abflüsse und Abflussspenden:
Tageswerte, Hauptwerte, Dauerzahlen und Extremwerte ..... 91-212

Grundwasserstände:
Stammdaten ..... 213

Quellschüttungen:
Stammdaten und Hauptwerte ..... 214

Schwebstoffe:
Hauptwerte ..... 215-218

**Emsgebiet** ..... 219-286

**Hydrographisches Verzeichnis der Pegel** im Emsgebiet ..... 221

**Gewässerkundliche Beschreibung des Abflussjahres** für das Emsgebiet ..... 222-234
Text ..... 222-223
Graphische Darstellungen ..... 224-234

**Tabellenteil für das Emsgebiet** ..... 235-286

Wasserstände:
Tageswerte, Hauptwerte, Dauerzahlen und Extremwerte ..... 235-286

Tidewasserstände:
Tageswerte, Hauptwerte, Dauerzahlen und Extremwerte ..... 241-255

Abflüsse und Abflussspenden:
Tageswerte, Hauptwerte, Dauerzahlen und Extremwerte ..... 256-284

Grundwasserstände:
Stammdaten ..... 285

Schwebstoffe:
Hauptwerte ..... 286

Änderungen, Korrekturen und Nachträge ..... 287


**Anhang**


**Übersichtskarte** für das Weser- und Emsgebiet

# Vorwort

Das Deutsche Gewässerkundliche Jahrbuch (DGJ) wird jahresweise in 10 Teilbänden veröffentlicht. Es enthält hydrologische Kenngrößen ausgewählter Messstellen als Grundlage für die wasserwirtschaftliche Praxis und Forschung.

Der vorliegende Teilband umfasst die Stromgebiete von Weser und Ems.

Die Unterlagen zur Erstellung dieses Teilbandes wurden von den Gewässerkundlichen Dienststellen der Bundesländer Hessen, Niedersachsen, Nordrhein-Westfalen, Sachsen-Anhalt und Thüringen sowie von der Bundesanstalt für Gewässerkunde und dem Deutschen Wetterdienst erarbeitet.

Aufgrund der Neukonzeption des Niedersächsischen Pegelmessnetzes kommt es in diesem Band zu einer veränderten Pegelauswahl. Es wurden einige Pegel ausgetauscht. Eine Auflistung der ausgetauschten Pegel ist auf S. 288 dargestellt.

Die Richtlinien für die Aufstellung der Gewässerkundlichen Jahrbücher wurden 1995 von der LAWA veröffentlicht. Alle Tabellen und Grafiken werden mit bundesweit einheitlichen EDV-Programmen erstellt. Der Berichtszeitraum bezieht sich über das sonst übliche Abflussjahr hinaus auf 14 Monate.

Mit diesem Jahrbuch werden Gebietsniederschläge veröffentlicht, die vom Deutschen Wetterdienst nach dem Sammelgebietsverfahren auf der Grundlage des Bezugszeitraumes 1961 bis 1990 für die gesamte Bundesrepublik Deutschland errechnet wurden.

Die veröffentlichten Daten entsprechen dem Stand des Wissens bei Redaktionsschluss. In Einzelfällen können Korrekturen aufgrund neuerer Erkenntnisse erforderlich werden; diese werden über Korrekturhinweise mit dem jeweils neusten Jahrbuch veröffentlicht. Über Änderungen seit der letzten Ausgabe des Jahrbuches geben die zuständigen Gewässerkundlichen Dienststellen Auskunft.

Mein besonderer Dank gilt allen Mitarbeitern und Dienststellen, die durch die Bearbeitung und Bereitstellung der Unterlagen die Herausgabe dieses Teilbandes des Deutschen Gewässerkundlichen Jahrbuches unterstützt haben.

Hildesheim, im Juni 2004

Niedersächsisches Landesamt für Ökologie

Striegnitz

# Alphabetisches Verzeichnis der Pegel

| Meßstelle | | Gewässer oder Grundwasserlandschaft | Land | Daten verfügbar bei | | Daten veröffentlicht auf Seite | | | | | |
|---|---|---|---|---|---|---|---|---|---|---|---|
| Nummer | Name | | | | | W | Q | S | Ly | WGw | Qu |
| 1 | 2 | 3 | 4 | 5 | 6 | 7 | 8 | 9 | 10 | 11 | 12 |
| 42780500 | **Adelshausen** | Pfieffe | HE | HLUG Wiesbaden | RPU Kassel | | 136 | | | | |
| 42800502 | **Affoldern** | Eder | NI | WSD Mitte | WSA Hann.-Münden | | 140 | | | | |
| 3211000000300 | **Ahlen** | Werse | NW | LUA Essen | StUA Münster | | 264 | | | | |
| 4639000000100 | **Ahmsen** | Werre | NW | LUA Essen | StUA Minden | | 162 | | | | |
| 3259000000100 | **Albersloh** | Werse | NW | LUA Essen | StUA Münster | | 265 | | | | |
| 4854112 | **Aligse** | Burgdorfer Aue | NI | NLÖ Hildesheim | NLWK-BSt. Hildesheim | | 184 | | | | |
| 41900104 | **Allendorf** | Werra | HE | WSD Mitte | WSA Hann.-Münden | 47 | 107 | | | | |
| 440004 | **Alleringersleben** | Aller | ST | LAU Halle | StAU Magdeburg | | 170 | | | | |
| 42880458 | **Alsfeld** | Schwalm | HE | HLUG Wiesbaden | RPU Kassel | | 144 | | | | |
| 4821103 | **Altenau O** | Oker | NI | NLÖ Hildesheim | Harzwasserwerke | | 176 | | | | |
| 3267000000100 | **Amelsbüren** | Emmerbach | NW | LUA Essen | StUA Münster | | 266 | | | | |
| 3723105 | **Apeldorn** | Nordradde | NI | NLÖ Hildesheim | NLWK-BSt. Meppen | | 279 | | | | |
| 447000 | **Arenshausen** | Leine | TH | TLU Jena | SUA Sondershausen | | 187 | | | | |
| 4281334000100 | **Aue** | Preisdorf | NW | LUA Essen | StUA Siegen | | 142 | | | | |
| 3672106 | **Augustenfeld** | Südradde | NI | NLÖ Hildesheim | NLWK-BSt. Cloppenburg | | 277 | | | | |
| 42810204 | **Auhammer** | Eder | HE | HLUG Wiesbaden | RPU Kassel | | 138 | | | | |
| 26184561 | **Axstedt** | Bederkesaer-Zevener Geest | NI | NLÖ Hildesheim | NLWK-BSt. Stade | | | | | 32 | |
| 42710050 | **Bad Hersfeld 1** | Fulda | HE | HLUG Wiesbaden | RPU Bad Hersfeld | | 126 | | | | |
| 42430156 | **Bad Salzschlirf** | Altefeld | HE | HLUG Wiesbaden | RPU Bad Hersfeld | | 133 | | | | |
| 3926104 | **Bagband** | Bagbander Tief | NI | NLÖ Hildesheim | NLWK-BSt. Aurich | | 282 | | | | |
| 4882173 | **Berka Rhume** | Rhume | NI | NLÖ Hildesheim | NLWK-BSt. Göttingen | | 193 | | | | |
| 4745000000100 | **Bierde** | Gehle | NW | LUA Essen | StUA Minden | | 166 | | | | |
| 41850054 | **Bischhausen** | Wehre | HE | HLUG Wiesbaden | RPU Bad Hersfeld | | 121 | | | | |
| 45300200 | **Bodenwerder** | Weser | NI | WSD Mitte | WSA Hann.-Münden | 39 | 94 | 216 | | | |
| 4961112 | **Bohmte** | Hunte | NI | NLÖ Hildesheim | NLWK-BSt. Cloppenburg | | 208 | | | | |
| 49700200 | **Brake** | Weser | NI | WSD Nordwest | WSA Bremen | 73 | | | | | |
| 3633101 | **Bramsche** | Hase | NI | NLÖ Hildesheim | NLWK-BSt. Cloppenburg | | 272 | | | | |
| 44430055 | **Braunsen** | Twiste | HE | HLUG Wiesbaden | RPU Kassel | | 152 | | | | |
| 4442700000100 | **Bredelar** | Hoppecke | NW | LUA Essen | StUA Lippstadt | | 151 | | | | |
| 49100509 | **Bremen, Gr. Weserbrücke** | Weser | HB | WSD Nordwest | WSA Bremen | 64 | | | | | |
| 49900108 | **Bremerhaven, Alter LT** | Weser | HB | WSD Nordwest | WSA Bremerhaven | 76 | | | | | |
| 4819102 | **Brenneckenbrück** | Aller | NI | NLÖ Hildesheim | NLWK-BSt. Braunschweig | 53 | 172 | | | | |
| 444210 | **Bühne-Hoppenstedt** | Ilse | ST | LAU Halle | StAU Magdeburg | | 180 | | | | |
| 33225991 | **Büren I** | Rehburger Stadium | NI | NLÖ Hildesheim | NLWK-BSt. Hildesheim | | | | | 33 | |
| 3655101 | **Bunnen** | Hase | NI | NLÖ Hildesheim | NLWK-BSt. Cloppenburg | | 273 | | | | |
| 48300105 | **Celle** | Aller | NI | WSD Mitte | WSD Mitte | 54 | 173 | | | | |
| 4965116 | **Colnrade OP** | Hunte | NI | NLÖ Hildesheim | NLWK-BSt. Brake | | 210 | | | | |
| 35500407 | **Dalum** | Ems | NI | WSD West | WSA Meppen | 238 | 261 | | | | |
| 47900209 | **Dörverden** | Weser | NI | WSD Mitte | WSA Verden | 44 | 98 | | | | |
| 4976103 | **Dorfhagen** | Drepte | NI | NLÖ Hildesheim | NLWK-BSt. Stade | | 212 | | | | |
| 420120 | **Vacha** | Werra | TH | TLU Jena | SUA Suhl | | 103 | | | | |
| 426000 | **Dorndorf 2** | Felda | TH | TLU Jena | SUA Suhl | | 115 | | | | |
| 420011 | **Ebenhards** | Werra | TH | TLU Jena | SUA Suhl | | 101 | | | | |
| 44480552 | **Ehringen** | Erpe | HE | HLUG Wiesbaden | RPU Kassel | | 154 | | | | |
| 3171000000100 | **Einen** | Ems | NW | LUA Essen | StUA Münster | 235 | 258 | | | | |
| 429600 | **Eisenach-Nessemühle** | Nesse | TH | TLU Jena | SUA Suhl | | 120 | | | | |
| 429010 | **Eisenach-Petersberg** | Hörsel | TH | TLU Jena | SUA Suhl | | 119 | | | | |
| 420001 | **Eisfeld, Bahnbrücke** | Werra | TH | TLU Jena | SUA Suhl | | 100 | | | | |
| 422000 | **Ellingshausen** | Hasel | TH | TLU Jena | SUA Suhl | | 111 | | | | |
| 39700102 | **Emden, Neue Seeschleuse** | Ems | NI | WSD Nordwest | WSA Emden | 250 | | | | | |
| 30114082 | **Esterwegen II** | Vechte-Ems-Niederung | NI | NLÖ Hildesheim | NLWK-BSt. Meppen | | | | | 233 | |
| 49500201 | **Farge** | Weser | HB | WSD Nordwest | WSA Bremen | 70 | | | | | |
| 4995105 | **Fedderwardersiel** | Weser | NI | NLÖ Hildesheim | NLWK-BSt. Brake | 82 | | | | | |
| 4869108 | **Feuerschützenbostel** | Oertze | NI | NLÖ Hildesheim | NLWK-BSt. Verden | | 185 | | | | |
| 4761500000100 | **Fiestel** | Große Aue | NW | LUA Essen | StUA Minden | | 167 | | | | |
| 420190 | **Frankenroda** | Werra | TH | TLU Jena | SUA Suhl | | 105 | | | | |
| 42870057 | **Fritzlar** | Eder | HE | HLUG Wiesbaden | RPU Kassel | | 141 | | | | |
| 488501 | **Fuldaquelle Gersfeld** | Rhön | HE | HLUG Wiesbaden | RPU Bad Hersfeld | | | | | | 214 |
| 4885116 | **Gandersheim** | Gande | NI | NLÖ Hildesheim | NLWK-BSt. Göttingen | | 199 | | | | |
| 420170 | **Gerstungen** | Werra | TH | TLU Jena | SUA Suhl | | 104 | | | | |
| 384509 | **Glockenbrunnen Calden** | Diemelplatte | HE | HLUG Wiesbaden | RPU Kassel | | | | | | 214 |
| 4881142 | **Göttingen** | Leine | NI | NLÖ Hildesheim | NLWK-BSt. Göttingen | | 188 | | | | |
| 42700202 | **Grebenau** | Fulda | HE | WSD Mitte | WSA Hann.-Münden | 50 | 128 | | | | |
| 4885118 | **Greene** | Leine | NI | NLÖ Hildesheim | NLWK-BSt. Göttingen | 58 | 189 | | | | |

# Alphabetisches Verzeichnis der Pegel

| Meßstelle | | Gewässer oder Grundwasserlandschaft | Land | Daten verfügbar bei | | Daten veröffentlicht auf Seite | | | | | |
|---|---|---|---|---|---|---|---|---|---|---|---|
| Nummer | Name | | | | | W | Q | S | Ly | WGw | Qu |
| 1 | 2 | 3 | 4 | 5 | 6 | 7 | 8 | 9 | 10 | 11 | 12 |
| 33300101 | **Greven** | Ems | NW | WSD West | WSA Rheine | 236 | 259 | | | | |
| 39284451 | **Groß Mahner** | Kluftgrundwasserleiter | NI | NLÖ Hildesheim | NLWK-BSt. Braunschweig | | | | | 34 | |
| 4829102 | **Groß Schwülper** | Oker | NI | NLÖ Hildesheim | NLWK-BSt. Braunschweig | 57 | 178 | | | | |
| 41450056 | **Günthers** | Ulster | HE | HLUG Wiesbaden | RPU Bad Hersfeld | | 116 | | | | |
| 42900100 | **Guntershausen** | Fulda | HE | WSD Mitte | WSA Hann.-Münden | 51 | 129 | | | | |
| 45700207 | **Hameln-Wehrbergen** | Weser | NI | WSD Mitte | WSA Hann.-Münden | 40 | | | | | |
| 38224041 | **Hamelquelle** | Kluftgrundwasserleiter | NI | NLÖ Hildesheim | NLWK-BSt. Hildesheim | | | | | | 214 |
| 43100109 | **Hann.-Münden** | Weser | NI | WSD Mitte | WSA Hann.-Münden | 36 | 91 | | | | |
| 42906106 | **Hann.-Münden.F.** | Werra | NI | WSD Mitte | WSA Hann.-Münden | | | 215 | | | |
| 41906100 | **Hann.-Münden.W.** | Fulda | NI | WSD Mitte | WSA Hann.-Münden | | | 215 | | | |
| 4828140 | **Harxbüttel** | Schunter | NI | NLÖ Hildesheim | NLWK-BSt. Braunschweig | | 181 | | | | |
| 4821122 | **Harzburg** | Radau | NI | NLÖ Hildesheim | Harzwasserwerke | | 179 | | | | |
| 4882168 | **Hattorf** | Sieber | NI | NLÖ Hildesheim | NLWK-BSt. Göttingen | | 196 | | | | |
| 42883558 | **Hebel** | Efze | HE | HLUG Wiesbaden | RPU Kassel | | 146 | | | | |
| 4767109 | **Heide OP** | Große Aue | NI | NLÖ Hildesheim | NLWK-BSt. Sulingen | 52 | 168 | | | | |
| 4886168 | **Heinde** | Innerste | NI | NLÖ Hildesheim | NLWK-BSt. Hildesheim | | 201 | | | | |
| 41700105 | **Heldra** | Werra | HE | WSD Mitte | WSA Hann.-Münden | 46 | 106 | | | | |
| 4945108 | **Hellwege-Schleuse** | Wümme | NI | NLÖ Hildesheim | NLWK-BSt. Verden | 62 | 206 | | | | |
| 44950055 | **Helmarshausen** | Diemel | HE | HLUG Wiesbaden | RPU Kassel | | 150 | | | | |
| 44100206 | **Helminghausen** | Diemel | NW | WSD Mitte | WSA Hann.-Münden | | 148 | | | | |
| 37700300 | **Herbrum-Hafendamm** | Ems | NI | WSD West | WSA Meppen | 241 | | | | | |
| 4651000000100 | **Herford** | Werre | NW | LUA Essen | StUA Minden | | 163 | | | | |
| 42670557 | **Hermannspiegel** | Haune | HE | HLUG Wiesbaden | RPU Bad Hersfeld | | 135 | | | | |
| 48800108 | **Herrenhausen** | Leine | NI | WSD Mitte | WSA Braunschweig | 60 | 191 | 218 | | | |
| 38264751 | **Herrenquelle** | Schichtgebundener GW-Abfluß | NI | NLÖ Hildesheim | NLWK-BSt. Hildesheim | | | | | | 214 |
| 3671101 | **Herzlake** | Hase | NI | NLÖ Hildesheim | NLWK-BSt. Meppen | 240 | 274 | | | | |
| 42110304 | **Hettenhausen** | Fulda | HE | HLUG Wiesbaden | RPU Bad Hersfeld | | 124 | | | | |
| 421600 | **Hinternah** | Nahe | TH | TLU Jena | SUA Suhl | | 110 | | | | |
| 3448390000200 | **Hörstel** | Hörsteler Aa | NW | LUA Essen | StUA Münster | | 271 | | | | |
| 44840308 | **Hofgeismar** | Lempe | HE | HLUG Wiesbaden | RPU Kassel | | 155 | | | | |
| 3888104 | **Holtland BP** | Holtlander Ehe | NI | NLÖ Hildesheim | NLWK-BSt. Aurich | | 282 | | | | |
| 4928107 | **Holzkamp** | Delme | NI | NLÖ Hildesheim | NLWK-BSt. Brake | | 204 | | | | |
| 4963101 | **Hoopen OP** | Hunte | NI | NLÖ Hildesheim | NLWK-BSt. Sulingen | 63 | 209 | | | | |
| 3445900000100 | **Hopsten** | Hopstener Aa | NW | LUA Essen | StUA Münster | | 269 | | | | |
| 463502 | **Hünbornquelle Großentaft** | Rhön | HE | HLUG Wiesbaden | RPU Bad Hersfeld | | | | | | 214 |
| 49100101 | **Intschede** | Weser | NI | WSD Mitte | WSA Verden | 45 | 99 | 217 | | | |
| 42350057 | **Kämmerzell** | Fulda | HE | HLUG Wiesbaden | RPU Bad Hersfeld | | 125 | | | | |
| 45100100 | **Karlshafen** | Weser | NI | WSD Mitte | WSA Hann.-Münden | 38 | 93 | | | | |
| 410503 | **Kressenteichquelle Breitau** | Ringgau | HE | HLUG Wiesbaden | RPU Kassel | | | | | | 214 |
| 4836129 | **Lachendorf** | Lachte | NI | NLÖ Hildesheim | NLWK-BSt. Verden | | 182 | | | | |
| 33145761 | **Langwege** | Baw.,-Quak.,-K.,-Bar.-Becken | NI | NLÖ Hildesheim | NLWK-BSt. Cloppenburg | | | | | 234 | |
| 37306100 | **Lathen** | Ems | NI | WSD-West | WSA-Meppen | | | 286 | | | |
| 4941116 | **Lauenbrück B 75** | Wüemme | NI | NLÖ Hildesheim | NLWK-BSt. Verden | | 205 | | | | |
| 3895101 | **Leer** | Leda | NI | NLÖ Hildesheim | NLWK-BSt. Aurich | | 284 | | | | |
| 39100105 | **Leerort** | Ems | NI | WSD Nordwest | WSA Emden | 247 | | | | | |
| 3448310000600 | **Lehen II** | Ibbenbürener Aa | NW | LUA Essen | StUA Münster | | 270 | | | | |
| 4898107 | **Lehringen** | Lehrde | NI | NLÖ Hildesheim | NLWK-BSt. Verden | | 203 | | | | |
| 41900206 | **Letzter Heller** | Werra | NI | WSD Mitte | WSA Hann.-Münden | 48 | 108 | | | | |
| 47500200 | **Liebenau** | Weser | NI | WSD Mitte | WSA Verden | 43 | 97 | | | | |
| 4627000000200 | **Lindemannsheide** | Bega | NW | LUA Essen | StUA Minden | | 165 | | | | |
| 4670000000100 | **Löhne** | Werre | NW | LUA Essen | StUA Minden | | 164 | | | | |
| 3676106 | **Lotten** | Lotter Beeke | NI | NLÖ Hildesheim | NLWK-BSt. Meppen | | 278 | | | | |
| 42360550 | **Lütterz** | Lüder | HE | HLUG Wiesbaden | RPU Bad Hersfeld | | 131 | | | | |
| 42650050 | **Melzdorf** | Haune | HE | HLUG Wiesbaden | RPU Bad Hersfeld | | 134 | | | | |
| 48700103 | **Marklendorf** | Aller | NI | WSD Mitte | WSA Verden | 55 | 174 | 217 | | | |
| 4885150 | **Mehle** | Saale | NI | NLÖ Hildesheim | NLWK-BSt. Hildesheim | | 200 | | | | |
| 420020 | **Meiningen** | Werra | TH | TLU Jena | SUA Suhl | | 102 | | | | |
| 4872119 | **Meitze** | Wietze | NI | NLÖ Hildesheim | NLWK-BSt. Hildesheim | | 186 | | | | |
| 3169000000100 | **Milte** | Hessel | NW | LUA Essen | StUA Münster | | 263 | | | | |
| 424000 | **Mittelschmalkalden** | Schmalkalde | TH | TLU Jena | SUA Suhl | | 114 | | | | |
| 4281319000100 | **Müsse** | Eder | NW | LUA Essen | StUA Siegen | | 137 | | | | |
| 41890059 | **Niddawitzhausen** | Wehre | HE | HLUG Wiesbaden | RPU Bad Hersfeld | | 122 | | | | |
| 47906103 | **Nienburg** | Weser | NW | WSD Mitte | WSA Minden | | | 216 | | | |
| 4882198 | **Northeim** | Rhume | NI | NLÖ Hildesheim | NLWK-BSt. Göttingen | | 194 | | | | |

# Alphabetisches Verzeichnis der Pegel

| Meßstelle | | Gewässer oder Grundwasserlandschaft | Land | Daten verfügbar bei | | Daten veröffentlicht auf Seite | | | | | |
|---|---|---|---|---|---|---|---|---|---|---|---|
| Nummer | Name | | | | | W | Q | S | Ly | WGw | Qu |
| 1 | 2 | 3 | 4 | 5 | 6 | 7 | 8 | 9 | 10 | 11 | 12 |
| 3889102 | **Nortmoor** | Jümme | NI | NLÖ Hildesheim | NLWK-BSt. Aurich | 253 | 283 | | | | |
| 4966112 | **Oberlethe** | Lethe | NI | NLÖ Hildesheim | NLWK-BSt. Brake | | 211 | | | | |
| 4545104 | **Oelkassen** | Lenne | NI | NLÖ Hildesheim | NLWK-BSt. Hildesheim | | 158 | | | | |
| 4825109 | **Ohrum** | Oker | NI | NLÖ Hildesheim | NLWK-BSt. Braunschweig | | 177 | | | | |
| 49600308 | **Oldenburg-Drielake** | Hunte | NI | WSD Nordwest | WSA Bremen | 79 | | | | | |
| 4884110 | **Oldendorf** | Ilme | NI | NLÖ Hildesheim | NLWK-BSt. Göttingen | | 198 | | | | |
| 4529500000100 | **Ottbergen** | Nethe | NW | LUA Essen | StUA Bielefeld | | 156 | | | | |
| 37900100 | **Papenburg** | Ems | NI | WSD Nordwest | WSA Emden | 244 | | | | | |
| 4845103 | **Peine** | Fuhse | NI | NLÖ Hildesheim | NLWK-BSt. Braunschweig | | 183 | | | | |
| 4882161 | **Pionierbrücke** | Sieber | NI | NLÖ Hildesheim | Harzwasserwerke | | 195 | | | | |
| 4885154 | **Poppenburg** | Leine | NI | NLÖ Hildesheim | NLWK-BSt. Hildesheim | 59 | 190 | | | | |
| 47100100 | **Porta** | Weser | NW | WSD Mitte | WSA Minden | 42 | 96 | | | | |
| 421510 | **Rappelsdorf** | Schleuse | TH | TLU Jena | SUA Suhl | | 100 | | | | |
| 4281490000100 | **Raumland** | Oldeborn | NW | LUA Essen | StUA Siegen | | 143 | | | | |
| 31165531 | **Rechterfeld** | Hümm.-,Clp.-Bassumer Geest | NI | NLÖ Hildesheim | NLWK-BSt. Cloppenburg | | | | | 33 | |
| 28244571 | **Reinsehlen I** | Lüneb. Heide-Görde | NI | NLÖ Hildesheim | Hamburger Wasserwerk | | | | | 32 | |
| 48900204 | **Rethem** | Aller | NI | WSD Mitte | WSA Verden | 56 | 175 | 218 | | | |
| 3119000000200 | **Rheda** | Ems | NW | LUA Essen | StUA Bielefeld | | 257 | | | | |
| 33900200 | **Rheine-UW** | Ems | NW | WSD West | WSA Rheine | 237 | 260 | 286 | | | |
| 4882176 | **Riefensbeek** | Söse | NI | NLÖ Hildesheim | Harzwasserwerke | | 197 | | | | |
| 42700100 | **Rotenburg** | Fulda | HE | WSD Mitte | WSA Hann.-Münden | 49 | 127 | | | | |
| 42260250 | **Rothemann** | Döllbach | HE | HLUG Wiesbaden | RPU Bad Hersfeld | | 130 | | | | |
| 4526900000100 | **Rustenhof** | Aa | NW | LUA Essen | StUA Bielefeld | | 157 | | | | |
| 4568900000100 | **Schieder** | Niese | NW | LUA Essen | StUA Minden | | 160 | | | | |
| 4567000000100 | **Schieder-Nessenberg** | Emmer | NW | LUA Essen | StUA Minden | | 159 | | | | |
| 42410104 | **Schlechtenwegen** | Altefeld | HE | HLUG Wiesbaden | RPU Bad Hersfeld | | 132 | | | | |
| 42800309 | **Schmittlotheim** | Eder | HE | WSD Mitte | WSA Hann.-Münden | | 139 | | | | |
| 434027 | **Schönberg** | Fulda-Bergland mit Knüll | HE | HLUG Wiesbaden | RPU Kassel | | | | | 34 | |
| 48800301 | **Schwarmstedt** | Leine | NI | WSD Mitte | WSA Verden | 61 | 192 | | | | |
| 422300 | **Schwarza** | Schwarza | TH | TLU Jena | SUA Suhl | | 113 | | | | |
| 462528 | **Schwarzenbachquelle Grebenau** | Mittelhessische Senke | HE | HLUG Wiesbaden | RPU Marburg | | | | | | 214 |
| 3283000000100 | **Sendenhorst** | Angel | NW | LUA Essen | StUA Münster | | 267 | | | | |
| 770104058 | **Senne 205 flach** | Senne | NW | LUA Essen | StUA Bielefeld | | | | | 234 | |
| 4768111 | **Sieden** | Siede | NI | NLÖ Hildesheim | NLWK-BSt. Sullingen | | 169 | | | | |
| 4797105 | **Spieka Neufeld** | Weser | NI | NLÖ Hildesheim | NLWK-BSt. Stade | 88 | | | | | |
| 44254621 | **Springmühle Grone** | Schichtgebundener Grundwasserabfluß | NI | NLÖ Hildesheim | NLWK-BSt. Göttingen | | | | | | 214 |
| 3881105 | **Stedingsmühlen** | Soeste | NI | NLÖ Hildesheim | NLWK-BSt. Cloppenburg | | 281 | | | | |
| 4364106 | **Steimke A** | Ahle | NI | NLÖ Hildesheim | NLWK-BSt. Göttingen | | 147 | | | | |
| 3113000000100 | **Steinhorst** | Ems | NW | LUA Essen | StUA Bielefeld | | 256 | | | | |
| 422200 | **Suhl** | Lauter | TH | TLU Jena | SUA Suhl | | 112 | | | | |
| 429050 | **Teutleben** | Hörsel | TH | TLU Jena | SUA Erfurt | | 118 | | | | |
| 55290500 | **Themar** | Tafeldeckgebirge Meininger Mulde | TH | TLU Jena | SUA Suhl | | | | | 35 | |
| 4589101 | **Uchtdorf** | Exter | NI | NLÖ Hildesheim | NLWK-BSt. Hildesheim | | 161 | | | | |
| 427010 | **Unterbreizbach-Räsa** | Ulster | TH | TLU Jena | SUA Suhl | | 117 | | | | |
| 3647101 | **Uptloh** | Lager Hase | NI | NLÖ Hildesheim | NLWK-BSt. Cloppenburg | | 276 | | | | |
| 42882806 | **Uttershausen** | Schwalm | HE | HLUG Wiesbaden | RPU Kassel | | 145 | | | | |
| 49500100 | **Vegesack** | Weser | HB | WSD Nordwest | WSA Bremen | 67 | | | | | |
| 37300103 | **Versen-Wehrdurchstich** | Ems | NI | WSD West | WSA Meppen | 239 | 262 | | | | |
| 45900208 | **Vlotho** | Weser | NW | WSD Mitte | WSA Minden | 41 | 95 | | | | |
| 26124101 | **Voßbarg I** | Oldenburgisch-Ostfriesische Geest | NI | NLÖ Hildesheim | NLWK-BSt. Aurich | | | | | 234 | |
| 43900105 | **Wahmbeck** | Weser | HE | WSD Mitte | WSA Hann.-Münden | 37 | 92 | | | | |
| 3749101 | **Walchum** | Walchumer Schloot | NI | NLÖ Hildesheim | NLWK-BSt. Meppen | | 280 | | | | |
| 440010 | **Weferlingen** | Aller | ST | LAU Halle | StAU Magdeburg | | 171 | | | | |
| 4449900000100 | **Welda** | Twiste | NW | LUA Essen | StUA Bielefeld | | 153 | | | | |
| 3629101 | **Wersen** | Düte | NI | NLÖ Hildesheim | NLWK-BSt. Cloppenburg | | 275 | | | | |
| 4433000000100 | **Westheim** | Diemel | NW | LUA Essen | StUA Lippstadt | | 149 | | | | |
| 3289100000100 | **Wolbeck** | Angel | NW | LUA Essen | StUA Münster | | 268 | | | | |
| 4944120 | **Worth** | Wiedau | NI | NLÖ Hildesheim | NLWK-BSt. Verden | | 207 | | | | |
| 4995110 | **Wremer Tief** | Weser | NI | NLÖ Hildesheim | NLWK-BSt. Stade | 85 | | | | | |
| 4888139 | **Wunstorf** | Westaue | NI | NLÖ Hildesheim | NLWK-BSt. Hildesheim | | 202 | | | | |
| 41980355 | **Ziegenhagen 1** | Rautenbach | HE | HLUG Wiesbaden | RPU Bad Hersfeld | | 123 | | | | |

# Gewässerkundliche Hauptwerte

| Beschreibung | Wasserstand W cm | Tidehochwasser Thw cm | Tideniedrigwasser Tnw cm | Abfluß Q $m^3/s$ | Abflußspende q $l/(skm^2)$ | Wassertemperatur $T_W$ °C | Erläuterungen |
|---|---|---|---|---|---|---|---|
| **a) Höchster bekannter Wert [HH]** | HHW | HHThw | HHTnw | HHQ | HHq | HHTw | Bisher bekannt gewordener höchster Wert - zum Beispiel ist HHW der höchste Wasserstand, der an der betreffenden Meßstelle jemals festgestellt worden ist. Der Zeitpunkt des Auftretens ist anzugeben. |
| **b) Höchster Wert [H] gleichartiger Zeitabschnitte in der betrachteten Zeitspanne** | HW | HThw | HTnw | HQ | Hq | $HT_W$ | Im Gegensatz zu a) höchster Wert gleichartiger Zeitabschnitte einer bestimmten Zeitspanne. Wenn dieser Wert alle bisher - also auch außerhalb dieser Zeitspanne - bekannt gewordenen Werte übersteigt, ist er zugleich der HH-Wert nach a).<br>Der höchste Wert [H] erlangt seine Bedeutung in Verbindung mit der Angabe eines Zeitabschnittes und einer Zeitspanne. Der Zeitabschnitt kann ein Monat, ein Halbjahr, ein Jahr sein. Ist kein Zeitabschnitt (Monat, Halbjahr) hinzugefügt, so ist stets das volle Jahr gemeint.<br>Zum Beispiel ist HW 1971/1980 der höchst in den Jahren 1971 bis 1980 festgestellte Wasserstand, WiHW 1971/1980 der höchst in den Wintern 1971 bis 1980 beobachtete und NovHW 1971/1980 der höchste in den Novembermonaten der Jahre 1971 bis 1980 aufgetretene Wasserstand. |
| **c) Mittlerer höchster Wert [MH] gleichartiger Zeitabschnitte in der betrachteten Zeitspanne** | MHW | MHThw | MHTnw | MHQ | MHq | $MHT_W$ | Arithmetisches Mittel der höchsten Werte [H] gleichartiger Zeitabschnitte der einzelnen Jahre in der betrachteten Zeitspanne. Der mittlerer höchste Wert erlangt seine Bedeutung in Verbindung mit der Angabe der Zeit-spanne und Zeitabschnitte. Hierfür gilt das zu b) Gesagte.<br>Zum Beispiel ist MHW 1971/1980 das Mittel aus den HW-Werten der 10 Einzeljahre 1971 bis 1980, WiMHW 1971/1980 das Mittel aus den WiHW-Werten der 10 Einzeljahre 1971 bis 1980 und NovMHW 1971/1980 das Mittel der 10 Höchstwasserstände der einzelnen Novembermonate der Jahre 1971 bis 1980 |
| **d) Mittelwert [M] gleichartiger Zeitabschnitte in der betrachteten Zeitspanne** | MW | MThw | MTnw | MQ | Mq | $MT_W$ | Arithmetisches Mittel aller Tageswerte gleichartiger Zeitabschnitte der betrachteten Zeitspanne. Der Mittelwert erlangt seine Bedeutung in Verbindung mit der Angabe der Zeitspanne und des Zeitabschnitts. Hierfür gilt das zu b) gesagte.<br>Für Zeitabschnitte in einer Zeitspanne von einem Jahr wird dieser Wert als arithmetisches Mittel aus allen Tageswerten - also Summe der Tageswerte geteilt durch ihre Anzahl -, für eine mehrjährige Zeitspanne dagegen aus den betreffenden Zeitabschnitten wie Monats-, Halbjahres- oder Jahresmitteln - dies bedeutet Mittel aus Mitteln - gebildet.<br>Zum Beispiel ist MW 1976 das arithmetische Mittel der 366 Tageswerte des Jahre 1976, MW 1971/1980 das Mittel aus den 10 mittleren Jahreswasserständen in den Jahren 1971 bis 1980 und SoMW 1971/1980 das Mittel aus den 10 mittleren Sommerwasserständen in den Jahren 1971 bis 1980. Das NovMW 1971/1980 wird errechnet, indem man das Mittel aus den mittleren Wasserständen der 10 Novembermonate der Jahr 1971 bis 1980 bildet. |
| **e) Mittlerer niedrigster Wert [MN] gleichartiger Zeitabschnitte in der betrachteten Zeitspanne** | MNW | MNThw | MNTnw | MNQ | MNq | $MNT_W$ | Die Erläuterungen zu c) gelten sinngemäß, jedoch sind die mittleren niedrigsten Werte Tageswerte. |
| **f) Niedrigster Wert [N] gleichartiger Zeitabschnitte in der betrachteten Zeitspanne** | NW | NThw | NTnw | NQ | Nq | $NT_W$ | Die Erläuterungen zu b) gelten sinngemäß, jedoch sind die niedrigsten Werte Tageswerte. |
| **g) Niedrigster bekannter Wert [NN]** | NNW | NNThw | NNTnw | NNQ | NNq | $NNT_W$ | Die Erläuterungen zu a) gelten sinngemäß, jedoch ist der niedrigste bekannte Wert ein Tageswert. |
| **h) Scheitelwert, der in der betrachteten Zeitspanne von T Jahren durchschnittlich einmal erreicht oder überschritten wird** | | | | $HQ_T$ | | | Hochwasserabfluß, der aus der Zeitspanne von T aufeinanderfolgenden Jahren ermittelt wird. Die Scheitelwerte $HQ_T$ werden im allgemeinen für Jahre und Halbjahre (Winter oder Sommer) gebildet. Zur Ermittlung werden die Abflüsse von Hochwasserscheiteln berücksichtigt, die einen Mindestabstand von 7 Tagen aufweisen. Bei kürzerem zeitlichen Abstand muß dagegen der Abfluß zwischen den benachbarten Scheitelabflüssen mindestens bis auf die halbe Höhe - bezogen auf die Differenz zwischen dem kleineren Scheitelabfluß und dem MQ der betrachteten Jahresreihe - abgesunken sein. Bei kleineren Wasserläufen ist je nach Charakteristik der Abflußganglinien auch ein kürzerer Mindestabstand zulässig. Die Ermitt-lung dieser Werte wird sicherer mit wachsender Länge der zugrundege-legten Reihe. Das Kollektiv der Scheitelwerte ist aus allen hydrologisch unabhängigen Hochwasser-Ereignissen der betrachteten Zeitspanne zu bilden. Aus diesem der Größe nach geordneten Kollektiv ist die partielle Serie der n-größten Werte zu entnehmen (n=Anzahl der Beobachtungs-jahre). Der HQ1-Wert ist der kleinste Wert der partiellen Serie. Die Werte mit T>1 sind aus Verteilungsfunktionen zu ermitteln. Die Vergleichsfunktion ist anzugeben. |

**Allgemeine Begriffe**

| Zeichen | Bedeutung |
|---|---|
| TK 25 | Topographische Karte, Maßstab 1:25000 |
| NN | Normal Null |

**Hydrologische Begriffe**

| Zeichen | Bedeutung | |
|---|---|---|
| $A_{Eo}$ | oberirdisches Einzugsgebiet | in $km^2$ |
| PNP | Pegelnullpunkt | in NN + m bzw. in HN + m |
| W | Wasserstand | in cm am Pegel |
| Tnw | Tideniedrigwasserstand | in cm am Pegel |
| Thw | Tidehochwasserstand | in cm am Pegel |
| Thb | Tidehub | in m |
| Q | Abfluß | in $m^3/s$ oder l/s |
| q | Abflußspende | in l (s $km^2$) |
| $Q_{Qu}$ | Quellschüttung | in $m^3/s$ oder l/s |
| $Qu_a$ | Quellaustritt (natürlich) | |
| $Qu_f$ | Quellfassung | |
| $W_{Gw}$ | Grundwasser mit freier Oberfläche | |
| g | Grundwasser mit gespannter Oberfläche | |
| R | Beobachtungsrohr | |
| Bb | Bohrbrunnen | |
| SB | Schachtbrunnen | |
| S | Schwebstoff | |
| $C_s$ | - konzentration | in $g/m^3$ |
| | - fracht | in t |
| | - abtrag | in $t/km^2$ |
| $m_s$ | - transport | in kg/s |
| $h_N$ | Gebietsniederschlagshöhe | in mm |
| $h_A$ | Abflußhöhe | in mm |
| $T_L$ | Lufttemperatur | in °C |
| $T_W$ | Wassertemperatur | in °C |

**Kennzeichnung von Tageswerten**

| Zeichen | Bedeutung |
|---|---|
| D | Eisdecke |
| G | Grundeis |
| V | Eisversetzung, Eisstau |
| R | Randeis |
| T | Treibeis, Eisgang |
| K | Verkrautung |
| / | Entkrautung |
| ● | Neumond |
| ○ | Vollmond |
| b | Wert ist beeinflußt |
| e | Wert ist errechnet, ergänzt, geändert |
| + | Wert ist im Beobachtungszeitraum nach angegebenem Datum wiederholt aufgetreten |

**Kennzeichnung von Pegeln nach der Lage**

| Zeichen | Bedeutung |
|---|---|
| AP | Außenpegel |
| BP | Binnenpegel |
| OP | Oberpegel: Pegel im Oberwasser einer Fallstufe |
| UP | Unterpegel: Pegel im Unterwasser einer Fallstufe |

**Ergänzende Einrichtungen von Pegeln**

| Zeichen | Bedeutung |
|---|---|
| S | Schreibpegel |
| D | Schreibpegel, ergänzt durch digitale Registriersysteme |
| . s | Meßwertaufnehmer nach dem Schwimmersystem |
| . d | Meßwertaufnehmer nach dem Drucksystem |
| . u | Echolotung (mit Ultraschall) |
| .. F | Fernübertragung |
| .. A | Anrufbeantworter |
| .. 2 | Fernübertragung + Anrufbeantworter |

**Länder**

| Zeichen | Bedeutung |
|---|---|
| HE | Hessen |
| NI | Niedersachsen |
| NW | Nordrhein-Westfalen |
| ST | Sachsen-Anhalt |
| TH | Thüringen |

**Dienststellen**

| Zeichen | Bedeutung |
|---|---|
| BfG | Bundesanstalt für Gewässerkunde in Koblenz |
| WSD | Wasser- und Schiffahrtsdirektion<br>- Nordwest in Aurich<br>- West in Münster<br>- Mitte in Hannover |
| WSA | Wasser- und Schiffahrtsamt (der WSD) |
| HLUG | Hessisches Landesamt für Umwelt und Geologie |
| RPU | Regierungspräsidium Kassel, Gießen; Abteilung Staatliches Umweltamt (HE) |
| LAU | Landesamt für Umweltschutz Sachsen-Anhalt in Halle |
| StAU | Staatliches Amt für Umweltschutz (ST) |
| LWA | Landesumweltamt Nordrhein-Westfalen in Essen |
| StUA | Staatliches Umweltamt (NW) |
| NLÖ | Niedersächsisches Landesamt für Ökologie in Hildesheim |
| NLWK-BSt. | Niedersächsischer Landesbetrieb für Wasserwirtschaft und Küstenschutz Betriebsstelle (NI) |
| TLU | Thüringer Landesamt für Umwelt in Jena |
| SUA | Staatliches Umweltamt (TH) |

# Wesergebiet

# Hydrographisches Verzeichnis der Pegel

**Abflußjahr 2000**

| Meßstelle Nummer | Gewässer Gewässerteil (nachfolgende Gewässer) | Meßstelle Nummer | Ergänzende Einrichtungen | Höhe des PNP in NN+m bzw.HN+m | Oberirdisches Einzugsgebiet in km² | Lage am Gewässer in km | Gebietskennzahl | Lagekoordinaten TK 25 | Rechtswert Hochwert | Daten vorhanden seit | Daten veröffentlicht Art | Daten veröffentlicht Seite |
|---|---|---|---|---|---|---|---|---|---|---|---|---|
| 1 | 2 | 3 | 4 | 5 | 6 | 7 | 8 | 9 | | 10 | 11 | 12 |
| 43100109 | **Weser** | Hann.-Münden | Ds2 | 114.95 | 12442 | 0.7 | 4310000 | 4523 | 354464<br>569919 | 1/1/1830<br>1/1/1830 | Q<br>W | 91<br>36 |
| 43900105 | **Weser** | Wahmbeck | DsF | 98.00 | 12996 | 36.0 | 4390000 | 4323 | 353607<br>572136 | 1/1/1973<br>1/1/1973 | Q<br>W | 92<br>37 |
| 45100100 | **Weser** | Karlshafen | Ds2 | 94.05 | 14794 | 45.5 | 4511000 | 4322 | 353042<br>572386 | 11/1/1935<br>12/1/1827 | Q<br>W | 93<br>38 |
| 45300200 | **Weser** | Bodenwerder | DdF | 69.39 | 15924 | 110.7 | 4539900 | 4023 | 353550<br>576008 | 4/1/1839<br>4/1/1839 | Q<br>W | 94<br>39 |
| 45700207 | **Weser** | Hameln-Wehrbergen | Dd2 | 57.84 | 17094 | 139.7 | 4575100 | 3821 | 352110<br>577675 | 11/1/1987 | W | 40 |
| 45900208 | **Weser** | Vlotho | Ds2 | 41.66 | 17618 | 184.0 | 4599000 | 3819 | 349066<br>578254 | 7/1/1820<br>2/1/1820 | Q<br>W | 95<br>41 |
| 47100100 | **Weser** | Porta | Ds2 | 37.04 | 19162 | 198.4 | 4713000 | 3719 | 349476<br>579058 | 11/1/1935<br>10/15/1935 | Q<br>W | 96<br>42 |
| 47500200 | **Weser** | Liebenau | DdF | 20.00 | 19910 | 256.0 | 4759000 | 3420 | 350771<br>582903 | 11/1/1953<br>11/1/1953 | Q<br>W | 97<br>43 |
| 47900209 | **Weser** | Dörverden | DsF | 7.99 | 22110 | 309.0 | 4799100 | 3121 | 341427<br>585772 | 11/1/1954<br>11/1/1839 | Q<br>W | 98<br>44 |
| 49100101 | **Weser** | Intschede | Ds2 | 4.79 | 37720 | 331.3 | 4911000 | 3020 | 350850<br>587014 | 11/1/1857<br>7/1/1856 | Q<br>W | 99<br>45 |
| 49100509 | **Weser** | Bremen, Gr. Weserbrücke | Ss2 | -5.00 | 38150 | 0.0 | 4919300 | 2918 | 348691<br>588232 | 9/3/1966 | W | 64 |
| 49500100 | **Weser** | Vegesack | Ss2 | -5.00 | 41360 | 17.9 | 4953000 | 2818 | 347461<br>589311 | 4/1/1876 | W | 67 |
| 49500201 | **Weser** | Farge | Ss | -5.00 | 41530 | 26.3 | 4957000 | 2717 | 346734<br>589707 | 11/1/1900 | W | 70 |
| 49700200 | **Weser** | Brake | Ss2 | -5.00 | 44350 | 39.2 | 4975100 | 2616 | 346585<br>590947 | 11/1/1886 | W | 73 |
| 49900108 | **Weser** | Bremerhaven, Alter LT | Ss2 | -4,98 | 45600 | 66.7 | 4993190 | 2417 | 347144<br>593491 | 11/1/1976 | W | 76 |
| 4995105 | **Weser** | Fedderwardersiel | Ds2 | -5,03 | 46138 | 82.3 | 4995500 | 2416 | 345732<br>594080 | 11/1/1953 | W | 82 |
| 4995110 | **Weser** | Wermer Tief | Ss | -5,00 | 46037 | 78.4 | 4995300 | 2316 | 346669<br>594651 | 11/1/1924 | W | 85 |
| 4997105 | **Weser** | Spieka Neufeld | Ss | -5,00 | 46232 | 83.5 | 4997100 | 2217 | 347062<br>596198 | 7/1/1951 | W | 88 |
| 420001 | **Werra**<br>(Weser) | Eisfeld, Bahnbrücke | S | 427.88 | 51.2 | 283.0 | 41133 | 5531 | 442175<br>558750 | 11/1/1975 | Q | 100 |
| 420011 | **Werra**<br>(Weser) | Ebenhards | SF | 355.00 | 221 | 260.0 | 41155 | 5530 | 440623<br>559106 | 11/1/1991 | Q | 101 |
| 420020 | **Werra**<br>(Weser) | Meiningen | SF | 281.66 | 1170 | 223.0 | 41333 | 5428 | 360033<br>560524 | 11/1/1918 | Q | 102 |
| 420120 | **Werra**<br>(Weser) | Vacha | SF | 222.72 | 2246 | 164.0 | 41393 | 5126 | 357388<br>563370 | 11/1/1990 | Q | 103 |
| 420170 | **Werra**<br>(Weser) | Gerstungen | SF | 203.39 | 3039 | 137.8 | 41571 | 5026 | 357534<br>564790 | 11/1/1931 | Q | 104 |
| 420190 | **Werra**<br>(Weser) | Frankenroda | SF | 178.06 | 4214 | 90.5 | 41737 | 4927 | 358932<br>566314 | 11/1/1935 | Q | 105 |
| 41700105 | **Werra**<br>(Weser) | Heldra | Ds2 | 168.02 | 4302 | 77.3 | 4175000 | 4827 | 358389<br>566625 | 11/1/1950<br>11/1/1950 | Q<br>W | 106<br>46 |
| 41900104 | **Werra**<br>(Weser) | Allendorf | DsF | 143.52 | 5166 | 40.7 | 4193700 | 4715 | 356752<br>588288 | 11/1/1940<br>11/1/1940 | Q<br>W | 107<br>47 |
| 41900206 | **Werra**<br>(Weser) | Letzter Heller | DdF | 117.40 | 5487 | 2.3 | 4199500 | 4524 | 354940<br>569728 | 11/1/1941<br>11/1/1941 | Q<br>W | 108<br>48 |
| 421510 | **Schleuse**<br>(Werra, Weser) | Rappelsdorf | SF | 355.52 | 256 | 9.0 | 41169 | 5530 | 440964<br>559640 | 11/1/1950 | Q | 109 |
| 421600 | **Nahe**<br>Schleuse, Werra, Weser) | Hinternah | S | 408.02 | 35.3 | 5.0 | 41168 | 5430 | 441451<br>559879 | 11/1/1955 | Q | 110 |
| 422000 | **Hasel**<br>(Werra, Weser) | Ellingshausen | SF | 306.60 | 321 | 4.0 | 41290 | 5428 | 439206<br>560220 | 11/1/1935 | Q | 111 |
| 422200 | **Lauter**<br>(Hasel, Werra, Weser) | Suhl | - | 410.27 | 41.4 | 0.3 | 41229 | 5330 | 440645<br>560870 | 11/1/1955 | Q | 112 |
| 422300 | **Schwarza**<br>(Hasel, Werra, Weser) | Schwarza | S | 344.07 | 151 | 5.0 | 41289 | 5329 | 439578<br>560966 | 11/1/1955 | Q | 113 |
| 424000 | **Schmalkalde**<br>(Werra, Weser) | Mittelschmalkalden | SF | 268.58 | 153 | 3.0 | 41369 | 5228 | 359860<br>562120 | 11/1/1954 | Q | 114 |

# Hydrographisches Verzeichnis der Pegel

**Abflußjahr 2000**

| Meßstelle Nummer | Gewässer Gewässerteil (nachfolgende Gewässer) | Meßstelle Nummer | Ergänzende Einrichtungen | Höhe des PNP in NN+m bzw.HN+m | Oberirdisches Einzugsgebiet in km² | Lage am Gewässer in km | Gebietskennzahl | Lagekoordinaten TK 25 | Rechtswert Hochwert | Daten vorhanden seit | veröffentlicht Art | veröffentlicht Seite |
|---|---|---|---|---|---|---|---|---|---|---|---|---|
| 1 | 2 | 3 | 4 | 5 | 6 | 7 | 8 | 9 | | 10 | 11 | 12 |
| 426000 | **Felda** (Werra, Weser) | Dorndorf 2 | S | 234.02 | 214 | 2.0 | 41389 | 5126 | 357626 563248 | 11/1/1935 | Q | 115 |
| 41450056 | **Ulster** (Werra, Weser) | Günthers | Ss2 | 333.90 | 182 | 30.0 | 4145000 | 5326 | 357114 561387 | 11/1/1955 | Q | 116 |
| 427010 | **Ulster** (Werra, Weser) | Unterbreizbach-Räsa | SF | 233.59 | 399 | 5.0 | 41495 | 5125 | 356892 563063 | 11/1/1940 | Q | 117 |
| 429050 | **Hörsel** (Werra, Weser) | Teutleben | SF | 283.10 | 105 | 30.5 | 41639 | 5029 | 439880 564636 | 11/1/1963 | Q | 118 |
| 429010 | **Hörsel** (Werra, Weser) | Eisenach-Petersberg | SF | 216.31 | 305 | 10.6 | 41679 | 5028 | 359446 564970 | 11/1/1939 | Q | 119 |
| 429600 | **Nesse** (Hörsel, Werra, Weser) | Eisenach-Nessemühle | SF | 215.24 | 426 | 0.3 | 41689 | 5028 | 359484 565020 | 11/1/1939 | Q | 120 |
| 41850054 | **Wehre** (Werra, Weser) | Bischhausen | Ss2 | 194.32 | 149 | 13.5 | 4185000 | 4825 | 356576 566744 | 11/1/1969 | Q | 121 |
| 41890059 | **Wehre** (Werra, Weser) | Niddawitzhausen | Ss | 166.50 | 430 | 5.0 | 4189000 | 4825 | 356936 567119 | 11/1/1960 | Q | 122 |
| 41980355 | **Rautenbach** (Werra, Weser) | Ziegenhagen 1 | Ss | 191.95 | 14.3 | 3.5 | 4198000 | 4624 | 355281 569272 | 9/1/1955 | Q | 123 |
| 42110304 | **Fulda** (Weser) | Hettenhausen | Ss2 | 365.07 | 55.5 | 202.0 | 4211000 | 5524 | 355788 559074 | 11/1/1971 | Q | 124 |
| 42350057 | **Fulda** (Weser) | Kämmerzell | Ss2 | 232.08 | 561 | 172.0 | 4235000 | 5423 | 354514 560712 | 8/8/1953 | Q | 125 |
| 42710050 | **Fulda** (Weser) | Bad Hersfeld 1 | Ss2 | 193.89 | 2120 | 119.8 | 4271100 | 5124 | 355076 563675 | 11/1/1967 | Q | 126 |
| 42700100 | **Fulda** (Weser) | Rotenburg | Ds2 | 179.54 | 2523 | 95.7 | 4275130 | 4924 | 355060 565231 | 1/1/1900 11/1/1872 | Q W | 127 49 |
| 42700202 | **Fulda** (Weser) | Grebenau | DsF | 151.03 | 2975 | 55.5 | 4279700 | 4822 | 353492 567321 | 11/1/1950 11/1/1950 | Q W | 128 50 |
| 42900100 | **Fulda** (Weser) | Guntershausen | Ds2 | 140.89 | 6366 | 44.0 | 4291000 | 4722 | 353286 567698 | 11/1/1900 4/1/1894 | Q W | 129 51 |
| 42260250 | **Döllbach** (Fliede, Fulda, Weser) | Rothemann | Ss | 286.92 | 68.7 | 4.8 | 4226000 | 5524 | 355005 559245 | 11/1/1970 | Q | 130 |
| 42360550 | **Lüder** (Fulda, Weser) | Lütterz | Ss2 | 231.83 | 182 | 3.0 | 4236000 | 5423 | 354184 560594 | 11/1/1959 | Q | 131 |
| 42410104 | **Altefeld** (Schlitz, Fulda, Weser) | Schlechtenwegen | SsA | 364.71 | 29.1 | 16.0 | 4241000 | 5422 | 353034 560058 | 11/1/1971 | Q | 132 |
| 42430156 | **Altefeld** (Schlitz, Fulda, Weser) | Bad Salzschlirf | SsA | 237.79 | 135 | 0.5 | 4243000 | 5323 | 353581 560983 | 10/1/1964 | Q | 133 |
| 42650050 | **Haune** (Fulda, Weser) | Melzdorf | Ss2 | 291.62 | 107 | 47.0 | 4265000 | 5424 | 355425 560569 | 7/1/1975 | Q | 134 |
| 42670557 | **Haune** (Fulda, Weser) | Hermannspiegel | Ss2 | 209.09 | 422 | 8.2 | 4267900 | 5124 | 355179 563050 | 9/1/1958 | Q | 135 |
| 42780500 | **Pfieffe** (Fulda, Weser) | Adelshausen | Ss2 | 171.28 | 116 | 1.0 | 4278900 | 4823 | 353930 566415 | 11/1/1980 | Q | 136 |
| 4281319000100 | **Eder** (Fulda, Weser) | Müsse | SsF | 430.44 | 124 | 153.5 | 4281310 | 4915 | 344988 565744 | 11/1/1970 | Q | 137 |
| 42810204 | **Eder** (Fulda, Weser) | Auhammer | Ss2 | 298.22 | 490 | 110.0 | 4281750 | 4917 | 347368 565564 | 5/1/1959 | Q | 138 |
| 42800309 | **Eder** (Fulda, Weser) | Schmittlotheim | DsF | 245.87 | 1202 | 74.5 | 4285130 | 4819 | 349295 566897 | 11/1/1930 | Q | 139 |
| 42800502 | **Eder** (Fulda, Weser) | Affoldern | DsF | 193.19 | 1452 | 44.0 | 4285510 | 4820 | 350600 566991 | 11/1/1940 | Q | 140 |
| 42870057 | **Eder** (Fulda, Weser) | Fritzlar | Ss2 | 164.66 | 1804 | 25.5 | 4287000 | 4821 | 352075 566562 | 11/1/1965 | Q | 141 |
| 4281334000100 | **Preisdorf** (Eder, Fulda, Weser) | Aue | Ss2 | 427.73 | 8.42 | 0.5 | 4281330 | 4915 | 345220 565746 | 11/1/1975 | Q | 142 |
| 4281490000100 | **Oldeborn** (Eder, Fulda, Weser) | Raumland | Ss | 400.26 | 84.6 | 0.3 | 4281490 | 4916 | 345700 565534 | 11/1/1950 | Q | 143 |
| 42880458 | **Schwalm** (Eder, Fulda, Weser) | Alsfeld | SsA | 237.71 | 131 | 74.2 | 4288100 | 5221 | 352019 562473 | 10/19/1967 | Q | 144 |
| 42882806 | **Schwalm** (Eder, Fulda, Weser) | Uttershausen | Ss2 | 164.44 | 986 | 9.4 | 4288770 | 4921 | 352312 565965 | 5/1/1957 | Q | 145 |
| 42883558 | **Efze** (Schwalm, Eder, Fulda, Weser) | Hebel | Ss2 | 165.74 | 220 | 1.3 | 4288890 | 4922 | 352582 565980 | 11/1/1962 | Q | 146 |
| 4364106 | **Ahle** (Schwülme, Weser) | Steimke A | Ds | 141.93 | 79.9 | 3.2 | 4364700 | 4323 | 354440 572340 | 11/1/1961 | Q | 147 |

# Hydrographisches Verzeichnis der Pegel

**Abflußjahr 2000**

| Meßstelle Nummer | Gewässer Gewässerteil (nachfolgende Gewässer) | Meßstelle Nummer | Ergänzende Einrichtungen | Höhe des PNP in NN+m bzw.HN+m | Oberirdisches Einzugsgebiet in km² | Lage am Gewässer in km | Gebietskennzahl | Lagekoordinaten TK 25 | Rechtswert Hochwert | Daten vorhanden seit | veröffentlicht Art | veröffentlicht Seite |
|---|---|---|---|---|---|---|---|---|---|---|---|---|
| 1 | 2 | 3 | 4 | 5 | 6 | 7 | 8 | 9 | | 10 | 11 | 12 |
| 44100206 | **Diemel** (Weser) | Helminghausen | DsF | 336.97 | 103 | 90.0 | 4417000 | 4618 | 348133 569412 | 11/1/1940 | Q | 148 |
| 4433000000100 | **Diemel** (Weser) | Westheim | SsA | 220.41 | 363 | 65.0 | 4433000 | 4519 | 349410 570643 | 11/1/1977 | Q | 149 |
| 44950055 | **Diemel** (Weser) | Helmarshausen | Sd2 | 104.25 | 1739 | 6.5 | 4495000 | 4322 | 353128 572018 | 11/1/1955 | Q | 150 |
| 4427000000100 | **Hoppecke** (Diemel, Weser) | Bredelar | Ss2 | 295.30 | 77.4 | 0.76 | 4427000 | 4518 | 348377 579729 | 4/15/1975 | Q | 151 |
| 44430055 | **Twiste** (Diemel, Weser) | Braunsen | SsA | 213.75 | 117 | 19.8 | 4443000 | 4620 | 350270 569073 | 11/1/1976 | Q | 152 |
| 4449900000100 | **Twiste** (Diemel, Weser) | Welda | SsA | 165.32 | 433 | 4.7 | 4449900 | 4520 | 350807 570208 | 11/1/1968 | Q | 153 |
| 44480552 | **Erpe** (Twiste, Diemel, Weser) | Ehringen | Ss2 | 191.75 | 138 | 5.6 | 4448700 | 4620 | 351018 569434 | 4/1/1961 | Q | 154 |
| 44840308 | **Lempe** (Esse, Diemel, Weser) | Hofgeismar | Ss | 152.81 | 47.0 | 2.0 | 4484900 | 4422 | 352910 570724 | 11/1/1975 | Q | 155 |
| 4529500000100 | **Nethe** (Weser) | Ottbergen | Ss2 | 101.40 | 432 | 5.1 | 4529500 | 4221 | 352233 573052 | 11/1/1987 | Q | 156 |
| 4526900000100 | **Aa** (Nethe, Weser) | Rustenhof | Ss2 | 139.04 | 78.5 | 2.9 | 4526900 | 4220 | 350940 573025 | 11/1/1987 | Q | 157 |
| 4545104 | **Lenne** (Weser) | Oelkassen | Ds | 125.01 | 65.1 | 8.9 | 4545100 | 4023 | 354215 575687 | 2/1/1961 | Q | 158 |
| 4567000000100 | **Emmer** (Weser) | Schieder-Nessenberg | SsA | 118.01 | 267 | 33.4 | 456 | 4020 | 350902 575301 | 11/1/1988 | Q | 159 |
| 4568900000100 | **Niese** (Emmer, Weser) | Schieder | Ss | 119.25 | 69.3 | 0.5 | 4568900 | 4020 | 351004 575335 | 11/1/1980 | Q | 160 |
| 4589101 | **Exter** (Weser) | Uchtdorf | Ds | 70.41 | 99.3 | 4.6 | 4589000 | 3820 | 350641 577992 | 11/1/1960 | Q | 161 |
| 4639000000100 | **Werre** (Weser) | Ahmsen | Ss2 | 63.62 | 598 | 27.7 | 4639000 | 3918 | 347964 577303 | 11/1/1963 | Q | 162 |
| 4651000000100 | **Werre** (Weser) | Herford | Ss2 | 56.27 | 874 | 21.8 | 4651000 | 3818 | 347754 577780 | 11/1/1955 | Q | 163 |
| 4670000000100 | **Werre** (Weser) | Löhne | Ds2 | 47.00 | 1335 | 10.4 | 4670000 | 3818 | 348022 578486 | 11/1/1980 | Q | 164 |
| 4627000000200 | **Bega** (Werre, Weser) | Lindemannsheide | SsA | 71.30 | 314 | 4.1 | 4627900 | 3918 | 348410 576902 | 11/1/1955 | Q | 165 |
| 4745000000100 | **Gehle** (Weser) | Bierde | Ss | 35.45 | 120 | 11.2 | 4745000 | 3620 | 350292 580412 | 11/1/1973 | Q | 166 |
| 4761500000100 | **Große Aue** (Weser) | Fiestel | Ss | 43.88 | 100 | 72.0 | 4761500 | 3617 | 346997 580232 | 11/1/1977 | Q | 167 |
| 4767109 | **Große Aue** (Weser) | Heide OP | Ds | 27.18 | 1016 | 22.7 | 4767900 | 3319 | 349348 582975 | 11/1/1964 11/1/1964 | Q W | 168 52 |
| 4768111 | **Siede** (Gr.Aue, Weser) | Sieden | Ds | 32.48 | 163 | 8.4 | 4768700 | 3319 | 349484 583650 | 11/1/1978 | Q | 169 |
| 440004 | **Aller** (Weser) | Alleringersleben | Ss | 113.22 | 152 | 237.0 | 48113 | 3732 | 444092 578693 | 11/1/1970 | Q | 170 |
| 440010 | **Aller** (Weser) | Weferlingen | SsF | 84.27 | 249 | 222.5 | 48115 | 3632 | 443574 579832 | 11/1/1970 | Q | 171 |
| 4819102 | **Aller** (Weser) | Brenneckenbrück | Ds2 | 46.32 | 1638 | 154.9 | 4819300 | 3528 | 359965 581741 | 11/1/1945 11/1/1945 | Q W | 172 53 |
| 48300105 | **Aller** (Weser) | Celle | Dd2 | 31.80 | 4374 | 111.6 | 4837000 | 3326 | 357204 583270 | 11/1/1890 5/1/1889 | Q W | 173 54 |
| 48700103 | **Aller** (Weser) | Marklendorf | DdF | 23.01 | 7209 | 75.7 | 4875000 | 3324 | 354766 583906 | 11/1/1940 12/1/1917 | Q W | 174 55 |
| 48900204 | **Aller** (Weser) | Rethem | Dd2 | 14.31 | 14730 | 34.2 | 4895900 | 3222 | 352590 585078 | 11/1/1953 11/1/1953 | Q W | 175 56 |
| 4821103 | **Oker** (Aller, Weser) | Altenau O | SsF | 417.49 | 31.2 | 120.0 | 4821119 | 4128 | 359929 574342 | 11/1/1948 | Q | 176 |
| 4825109 | **Oker** (Aller, Weser) | Ohrum | Ds2 | 75.54 | 813 | 73.1 | 4825700 | 3829 | 440186 577739 | 11/1/1925 | Q | 177 |
| 4829102 | **Oker** (Aller, Weser) | Groß Schwülper | Ds2 | 55.99 | 1734 | 29.5 | 4829300 | 3628 | 359754 580300 | 11/1/1925 11/1/1925 | Q W | 178 57 |
| 4821122 | **Radau** (Oker, Aller, Weser) | Harzburg | Ss | 407.27 | 18.3 | 14.0 | 4821851 | 4129 | 440000 574746 | 11/1/1940 | Q | 179 |
| 444210 | **Ilse** (Oker, Aller, Weser) | Bühne-Hoppenstedt | SsF | 97.76 | 160 | 11.3 | 48245 | 4029 | 440755 576320 | 11/1/1929 | Q | 180 |

# Hydrographisches Verzeichnis der Pegel

**Abflußjahr 2000**

| Meßstelle Nummer | Gewässer Gewässerteil (nachfolgende Gewässer) | Meßstelle Nummer | Ergänzende Einrichtungen | Höhe des PNP in NN+m bzw.HN+m | Oberirdisches Einzugsgebiet in km² | Lage am Gewässer in km | Gebietskennzahl | Lagekoordinaten TK 25 | Rechtswert Hochwert | Daten vorhanden seit | veröffentlicht Art | veröffentlicht Seite |
|---|---|---|---|---|---|---|---|---|---|---|---|---|
| 1 | 2 | 3 | 4 | 5 | 6 | 7 | 8 | 9 | | 10 | 11 | 12 |
| 4828140 | **Schunter** (Oker, Aller, Weser) | Harxbüttel | Ds2 | 60.92 | 592 | 3.6 | 4828970 | 3628 | 360152 580138 | 11/1/1960 | Q | 181 |
| 4836129 | **Lachte** (Aller, Weser) | Lachendorf | Ss | 43.65 | 433 | 9.4 | 4836710 | 3327 | 358406 583294 | 11/1/1960 | Q | 182 |
| 4845103 | **Fuhse** (Aller, Weser) | Peine | Ds2 | 60.11 | 360 | 45.0 | 4845500 | 3627 | 358287 579973 | 11/1/1964 | Q | 183 |
| 4854112 | **Burgdorfer Aue** (Fuhse, Aller, Weser) | Aligse | Ds | 51.06 | 180 | 31.7 | 4854530 | 3525 | 366717 580845 | 4/1/1984 | Q | 184 |
| 4869108 | **Oertze** (Aller, Weser) | Feuerschützenbostel | Ds | 40.05 | 738 | 13.6 | 4869700 | 3226 | 356988 584562 | 11/1/1960 | Q | 185 |
| 4872119 | **Wietze** (Aller, Weser) | Meitze | Ds | 36.14 | 242 | 16.3 | 4872530 | 3424 | 355432 582596 | 11/1/1966 | Q | 186 |
| 447000 | **Leine** (Aller, Weser) | Arenshausen | Ss | 196.98 | 275 | 247.1 | 48813 | 4625 | 356762 569422 | 11/1/1959 | Q | 187 |
| 4881142 | **Leine** (Aller, Weser) | Göttingen | Ds2 | 140.43 | 633 | 227.0 | 4881730 | 4425 | 356368 571351 | 11/1/1958 | Q | 188 |
| 4885118 | **Leine** (Aller, Weser) | Greene | Ds2 | 94.98 | 2916 | 177.0 | 4885310 | 4125 | 356498 574810 | 11/1/1940<br>1/1/1936 | Q<br>W | 189<br>58 |
| 4885154 | **Leine** (Aller, Weser) | Poppenburg | Ds2 | 68.46 | 3463 | 130.0 | 4885710 | 3824 | 355217 577821 | 11/1/1952<br>11/1/1951 | Q<br>W | 190<br>59 |
| 48800108 | **Leine** (Aller, Weser) | Herrenhausen | Ds2 | 43.81 | 5304 | 87.1 | 4887730 | 3624 | 354608 580629 | 11/1/1940<br>1/1/1901 | Q<br>W | 191<br>60 |
| 48800301 | **Leine** (Aller, Weser) | Schwarmstedt | DdF | 21.00 | 6443 | 6.2 | 4889710 | 3323 | 354092 583912 | 11/1/1940<br>11/1/1952 | Q<br>W | 192<br>61 |
| 4882173 | **Rhume** (Leine, Aller, Weser) | Berka Rhume | Ds2 | 130.43 | 895 | 15.5 | 4882790 | 4326 | 357664 572834 | 11/1/1955 | Q | 193 |
| 4882198 | **Rhume** (Leine, Aller, Weser) | Northeim | DsF | 113.85 | 1176 | 5.1 | 4882990 | 4226 | 356913 573155 | 11/1/1993 | Q | 194 |
| 4882161 | **Sieber** (Oder, Rhume, Leine, Aller, Weser) | Pionierbrücke | Ss | 338.35 | 44.5 | 20.0 | 4882683 | 4228 | 359905 573050 | 11/1/1929 | Q | 195 |
| 4882168 | **Sieber** (Oder, Rhume, Leine, Aller, Weser) | Hattorf | Ds2 | 179.62 | 129 | 1.2 | 4882689 | 4327 | 358694 572484 | 11/1/1950 | Q | 196 |
| 4882176 | **Söse** (Rhume, Leine, Aller, Weser) | Riefensbeek | Ss | 342.82 | 24.2 | 30.0 | 4882813 | 4228 | 359488 573611 | 11/1/1931 | Q | 197 |
| 4884110 | **Ilme** (Leine, Aller, Weser) | Oldendorf | Ds | 127.83 | 149 | 12.1 | 4884300 | 4124 | 355320 574219 | 11/1/1961 | Q | 198 |
| 4885116 | **Gande** (Leine, Aller, Weser) | Gandersheim | Ds | 116.14 | 95.4 | 7.0 | 4885270 | 4126 | 356968 574872 | 11/1/1960 | Q | 199 |
| 4885150 | **Saale** (Leine, Aller, Weser) | Mehle | Ds | 81.58 | 136 | 6.3 | 4885670 | 3824 | 354788 577508 | 11/1/1961 | Q | 200 |
| 4886168 | **Innerste** (Leine, Aller, Weser) | Heinde | Dd2 | 78.88 | 897 | 26.0 | 4886710 | 3826 | 357034 577478 | 11/1/1952 | Q | 201 |
| 4888139 | **Westaue** (Leine, Aller, Weser) | Wunstorf | Ds2 | 38.55 | 558 | 5.2 | 4888700 | 3522 | 352843 581062 | 11/1/1978 | Q | 202 |
| 4898107 | **Lehrde** (Aller, Weser) | Lehringen | Ds | 23.51 | 100 | 11.0 | 4898700 | 3122 | 356813 586149 | 11/1/1954 | Q | 203 |
| 4928107 | **Delme** (Ochtum, Weser) | Holzkamp | DsA | 10.00 | 103 | 12.4 | 4928390 | 2917 | 347136 587460 | 11/1/1966 | Q | 204 |
| 4941116 | **Wüemme** (Lesum, Weser) | Lauenbrück B 75 | Ds | 25.66 | 248 | 78.4 | 4941500 | 2423 | 353566 589670 | 11/1/1968 | Q | 205 |
| 4945108 | **Wümme** (Lesum, Weser) | Hellwege-Schleuse | Ds2 | 9.60 | 908 | 44.0 | 4945330 | 2921 | 351385 588262 | 11/1/1960<br>11/1/1960 | Q<br>W | 206<br>62 |
| 4944120 | **Wiedau** (Wümme, Lesum, Weser) | Worth | Ds | 20.82 | 149 | 3.1 | 4944710 | 2922 | 352981 588459 | 11/1/1982 | Q | 207 |
| 4961112 | **Hunte** (Weser) | Bohmte | DsdA | 40.48 | 179 | 139.7 | 4961139 | 3615 | 345237 580556 | 11/1/1961 | Q | 208 |
| 4963101 | **Hunte** (Weser) | Hoopen OP | Ds | 29.95 | 772 | 104.6 | 4963100 | 3316 | 345987 583528 | 11/1/1964<br>11/1/1964 | Q<br>W | 209<br>63 |
| 4965116 | **Hunte** (Weser) | Colnrade OP | DsF | 18.99 | 1318 | 80.1 | 4965331 | 3116 | 346464 585521 | 11/1/1957 | Q | 210 |
| 49600308 | **Hunte** (Weser) | Oldenburg-Drielake | Ss | -5.01 | 2207 | 0.5 | 4969100 | 2815 | 344880 589008 | 1/1/1900 | W | 64 |
| 4966112 | **Lethe** (Osternburger Kanal, Hunte, Weser) | Oberlethe | Ds | 0.00 | 160 | 5.9 | 4966250 | 2915 | 344514 588201 | 11/1/1972 | Q | 211 |
| 4976103 | **Drepte** (Weser) | Dorfhagen | Ds | 4.20 | 40.0 | 17.1 | 4976300 | 2617 | 347700 591154 | 11/1/1980 | Q | 212 |

# Witterungsverhältnisse, oberirdische Gewässer, Grundwasser, Schwebstoffe

## Witterungsverhältnisse

Als Grundlage für die nachfolgenden Beschreibungen der Witterungsverhältnisse im Wesereinzugsgebiet dienten Klimadaten des Deutschen Wetterdienstes. Als Vergleichsreihen wurden für die Lufttemperatur und die Gebietsiederschlagshöhe die Reihen 1951/2000 herangezogen. Die Beschreibung der Witterungsverhältnisse wird durch die Einzelwerte der auf den Seiten 22 und 23 graphisch dargestellten Lufttemperaturen und Niederschlagshöhen der ausgewählten Klimastationen Kassel (untere Fulda), Clausthal-Zellerfeld (Oberharz) und Hannover-Langenhagen (untere Leine) ergänzt, deren punktuelle Information als weitgehend repräsentativ für das Gesamteinzugsgebiet angesehen werden kann.

Das **Abflussjahr** 2000 war mit einer Durchschnittstemperatur von 9,3°C um 1,2°C wärmer als die Periode 1951/2000. An den drei betrachteten Stationen lagen die Durchschnittstemperaturen zwischen 7,5°C (Clausthal-Zellerfeld) und 10,5°C (Hannover). Die Gebietsniederschlagshöhe für das Wesergebiet lag mit 822 mm um ca. 70 mm, entsprechend 9 %, über dem Vergleichswert der Reihe 1951/2000. Die Gebietsniederschlagsverteilung des Abflussjahres schwankt zwischen ca. 550 mm im Bereich der oberen Aller (etwa im Gebiet zwischen Wolfsburg und Haldensleben) und ca. 1390 mm im Bereich der oberen Oder (St. Andreasberg, Harz) und der oberen Oker (Okertalsperre). Insgesamt kann das Abflussjahr als geringfügig zu warm und zu feucht eingestuft werden.

Das **Winterhalbjahr** (November 1999 bis April 2000) lag mit einer Durchschnittstemperatur von ca. 4,1°C um ca. 1,5°C über dem Wert der mehrjährigen Reihe; es ist damit als zu warm einzustufen. Die Gebietsniederschlagshöhe lag mit 444 mm um ca. 25 % über dem mehrjährigen Vergleichswert.

Im **Sommerhalbjahr** (Mai bis Oktober 2000) lag die mittlere Temperatur mit 14,4°C um ca. 0,9°C über dem Wert der mehrjährigen Reihe. Die Gebietsniederschlagshöhe lag mit 378 mm um ca. 6 % unter dem Wert des mehrjährigen Mittels von 404 mm. Das Sommerhalbjahr war damit geringfügig wärmer und trockener als der Durchschnitt.

Der **November 1999** war etwas zu kühl und deutlich zu trocken. Die Temperatur lag mit 3,5°C um ca. 0,4°C unter dem mehrjährigen Durchschnitt. Die Gebietsniederschlagshöhe lag mit 44 mm um ca. 28 % unter dem Vergleichswert der mehrjährigen Reihe von 62 mm.

Der **Dezember 1999** war zu warm und deutlicht zu feucht. Die Gebietsniederschlagshöhe lag mit 114 mm um ca. 60 % über dem Vergleichswert der mehrjährigen Reihe. Das Monatsmittel der Temperatur lag mit 2,1°C um 1,0°C über dem mehrjährigen Mittelwert.

Der **Januar** war zu warm und die Niederschläge lagen beim Durchschnittswert der mehrjährigen Reihe. Die Gebietsniederschlagshöhe erreichte 62 mm, das entspricht 98 % des mehrjährigen Vergleichswertes. Die Durchschnittstemperatur wich mit einem Wert von 1,1°C um +1,3°C vom Mittelwert der mehrjährigen Reihe ab.

Der **Februar** war erheblich wärmer und deutlich feuchter als der mehrjährige Durchschnitt. Die Gebietsniederschlagshöhe lag mit 82 mm um ca. 75 % über dem Wert des Vergleichszeitraumes von 47 mm. Die Durchschnittstemperatur lag mit 3,4°C um 3,2°C über dem mehrjährigen Mittel.

Der **März** war bei erheblich überdurchschnittlichen Niederschlägen um ca. 1,4°C zu warm. Die monatliche Durchschnittstemperatur betrug 4,8°C. Die Niederschlagshöhe erreichte mit 105 mm fast das Doppelte des mehrjährigen Mittelwertes von 55 mm.

Der **April** war deutlich zu warm und zu trocken. Die Lufttemperatur lag mit 9,9°C um 2,7°C über dem mehrjährigen Mittelwert. Die Gebietsniederschlagshöhe lag mit 37 mm ca. 28 % unter dem Wert des Vergleichszeitraumes von 51 mm.

Der **Mai** war bei deutlich überdurchschnittlichen Temperaturen erheblich zu trocken. Mit 43 mm erreichte die Höhe des Gebietsniederschlags nur 69 % des mehrjährigen Reihenwertes. Die mittlere Temperatur von 14,4°C überschritt den mehrjährigen Vergleichswert deutlich um 2,4°C.

Der **Juni** wies überdurchschnittliche Temperaturen und deutlich zu geringe Niederschläge auf. Die Durchschnittstemperatur lag bei etwa 16,1°C und wich um +1,1°C vom mehrjährigen Mittel ab. Die Gebietsniederschlagshöhe lag mit 51 mm um etwa 33 % unter dem Durchschnitt.

Der **Juli** war deutlich zu kühl und zu feucht. Die Durchschnittstemperatur lag mit ca. 14,3°C um 2,3°C unter dem mehrjährigen Vergleichswert. Die Gebietsniederschlagshöhe überschritt mit 106 mm den Vergleichswert der mehrjährigen Reihe um etwa 40 %.

Der **August** war bei nahezu durchschnittlichen Temperaturen zu trocken. Die mittlere Temperatur lag mit 16,7°C um 0,5°C geringfügig über dem mehrjährigen Mittel. Die Gebietsniederschlagshöhe lag mit 63 mm ca. 14 % unter dem mehrjährigen Vergleichswert von 73 mm.

Der **September** war zu feucht und um 0,8°C wärmer als der Durchschnitt. Der mehrjährige Vergleichswert der Temperatur von 12,9°C wurde mit 13,7°C leicht überschritten. Der mittlere Gebietsniederschlag lag mit 68 mm ca. 15 % über dem mehrjährigen Vergleichswert von 59 mm.

Der **Oktober** war erheblich zu trocken und deutlich zu warm. Die mittlere Gebietsniederschlagshöhe erreichte mit 47 mm nur ca. 80 % des mehrjährigen Mittels von 58 mm. Das Monatsmittel der Temperatur lag mit 11,3°C um 2,5°C über dem mehrjährigen Vergleichswert.

Der **November** war erheblich zu warm und deutlich zu trocken. Die Temperatur lag mit 6,3°C um ca. 2,4°C über dem mehrjährigen Durchschnitt. Die Gebietsniederschlagshöhe lag mit 41 mm um ca. 33 % unter dem Vergleichswert der mehrjährigen Reihe von 62 mm.

Der **Dezember** war deutlich zu warm und erheblich zu trocken. Die Gebietsniederschlagshöhe lag mit 53 mm um ca. 25 % unter dem Vergleichswert der mehrjährigen Reihe. Das Monatsmittel der Temperatur lag mit 3,0°C um 1,9°C über dem mehrjährigen Mittelwert.

**Gebietsniederschlagshöhen $h_N$ in mm und in Prozent der Jahresreihe 1951-2000**

| Fluss | Pegelname | $A_{E0}$ km² | Winter mm | Winter % | Sommer mm | Sommer % | Abfluss-jahr mm | Abfluss-jahr % | Kalender-jahr mm | Kalender-jahr % |
|---|---|---|---|---|---|---|---|---|---|---|
| Weser | Hann.-Münden | 12442 | 463 | 127 | 420 | 102 | 883 | 114 | 810 | 105 |
| Weser | Intschede | 37720 | 447 | 126 | 373 | 93 | 820 | 108 | 760 | 101 |
| Weser | Bremerhaven | 45600 | 444 | 127 | 378 | 94 | 822 | 109 | 758 | 101 |
| Werra | Letzter Heller | 5487 | 489 | 138 | 414 | 101 | 903 | 119 | 819 | 108 |
| Fulda | Guntershausen | 6366 | 442 | 118 | 425 | 103 | 867 | 110 | 804 | 102 |
| Eder | Fritzlar | 1804 | 531 | 118 | 428 | 99 | 959 | 108 | 860 | 98 |
| Diemel | Helmarshausen | 1739 | 453 | 127 | 384 | 93 | 837 | 109 | 752 | 98 |
| Aller | Celle | 4374 | 377 | 121 | 315 | 84 | 692 | 101 | 657 | 96 |
| Aller | Rethem | 14730 | 416 | 125 | 333 | 85 | 749 | 103 | 706 | 98 |
| Oker | Groß Schwülper | 1734 | 407 | 123 | 329 | 84 | 736 | 102 | 706 | 98 |
| Leine | Schwarmstedt | 6443 | 454 | 129 | 348 | 86 | 802 | 106 | 756 | 100 |
| Rhume | Elvershausen | 1115 | 563 | 136 | 447 | 97 | 1010 | 116 | 961 | 110 |
| Wümme | Hellwege-Schl. | 908 | 460 | 133 | 377 | 92 | 837 | 110 | 764 | 101 |
| Hunte | Huntlosen II | 1714 | 401 | 120 | 387 | 99 | 788 | 109 | 720 | 99 |

## Oberirdische Gewässer

Die folgende Beschreibung für die größeren Gewässer im Wesereinzugsgebiet enthält allgemeine Aussagen über das Abflußgeschehen im Berichtsjahr im Vergleich zu mehrjährigen Mittelwerten. Weitere Einzelheiten können den nachfolgenden Tabellen und Abbildungen entnommen werden. Genauere bzw. regional begrenzte Betrachtungen lassen sich anhand der bei den zuständigen Dienststellen vorliegenden Datenbeständen durchführen.

### Weser

Das gesamte Wesereinzugsgebiet umfasst 46306 km², davon entfallen auf die Bundesländer

| | | |
|---|---|---|
| Niedersachsen | 26729 km² | 57,7% |
| Hessen | 8969 km² | 19,4% |
| Nordrhein-Westfalen | 4963 km² | 10,7% |
| Thüringen | 4490 km² | 9,7% |
| Sachsen-Anhalt | 710 km² | 1,5% |
| Bremen | 397 km² | 0,9% |
| Bayern | 48 km² | 0,1% |

Die Weser entsteht durch den Zusammenfluss von Werra und Fulda bei Hann.-Münden. Sie weist bereits hier mit 12441 km² etwa 1/4 ihres Gesamteinzugsgebietes auf. Nach ca. 432 km Lauflänge mündet sie bei Bremerhaven in die Nordsee.

Geographisch wird die Weser in Ober-, Mittel,- und Unterweser unterteilt.

Die Abflusswerte der Gewässer des Wesergebietes lagen trotz leicht überdurchschnittlicher Niederschläge im Bereich der langjährigen Vergleichswerte oder unterschritten diese sogar leicht. Im Winterhalbjahr lagen die Abflusswerte leicht über den mehrjährigen Vergleichswerten. Im Sommerhalbjahr lagen die Abflusswerte tw. deutlich unter den Werten der mehrjährigen Reihe.

Der mittlere Jahresabfluss MQ erreichte an den Pegeln der Ober- und Mittelweser ca. 97-103 % des Vergleichswertes der mehrjährigen Reihe. Im Winterhalbjahr lagen die Werte im Mittel ca. 12 % über den Durchschnittswerten; im Sommerhalbjahr lagen sie ca. 20 % unter den Mittelwerten.

In den Monaten Februar und März 2000 kam es zu erhöhten Abflüssen, wobei das mittlere Hochwasser (MHQ) nicht überschritten wurde. Nahezu gleichbleibend niedrige Abflüsse wurden in den Monaten Juni bis Dezember gemessen, tw. schon ab Mai, so dass kein Monat mit besonders niedrigen Abflüssen hervorzuheben ist.

**Werra**

Die Werra entspringt im südlichen Thüringer Wald und mündet nach etwa 298 km Lauflänge und einem $A_{Eo}$ von 5496 km² bei Hann.-Münden in die Weser.

Zur Beurteilung des Abflussverhaltens der Werra wird der Pegel Letzter Heller herangezogen. Der mittlere Jahresabfluss erreicht mit 50,4 m³/s nahezu den Vergleichswert der mehrjährigen Reihe (MQ) von 50,6 m³/s. Das Wintermittel wurde um ca. 13 % überschritten, wohingegen das Sommermittel um ca. 25 % deutlich unterschritten wurde. Der kleinste Abflusswert trat am 20.08.2000 auf und lag mit 16,5 m³/s noch ca.15 % über dem mittleren Niedrigwasserabfluss (MNQ) der mehrjährigen Reihe. Der höchste Jahresabfluss wurde am 19.03.2000 mit 193 m³/s gemessen und lag damit noch um ca. 25 % unter dem Wert des mittleren Hochwasserabflusses (MHQ) der mehrjährigen Reihe von 260 m³/s.

**Fulda**

Die Fulda entspringt in der Rhön und mündet nach etwa 220 km Lauflänge und einem $A_{Eo}$ von 6945 km² bei Hann.-Münden in die Weser.

Der Pegel Guntershausen mit einer Einzugsgebietsgröße von ca. 6350 km² wurde verwendet, um die Abflussverhältnisse der Fulda zu charakterisieren. Der mittlere Jahresabfluss lag um ca. 8 % unter dem Wert der mehrjährigen Reihe (MQ) von 58 m³/s, wobei das Defizit des Sommerhalbjahres (-38 %) gegenüber dem Überschuss des Winterhalbjahres (+20 %) überwog. Die höchsten Abflusswerte traten Ende Februar und im März auf, die niedrigsten von Mai bis Oktober.

**Oberweser**

Der 205 km lange Lauf der Weser von Hann.-Münden bis zur Porta Westfalica bei Minden mit einem $A_{Eo}$ von etwa 19162 km² wird als Oberweser bezeichnet.

Der Pegel Porta wird zur Charakterisierung dieses Gebietes herangezogen. Die Winterüberschüsse von +13,1 % wurden durch das Sommerdefizit von –22,8 % weitgehend ausgeglichen, so dass der mittlere Jahresabfluss von 186 m³/s den Vergleichswert der mehrjährigen Reihe (MQ) nur um 0,5 % überschritt. Der niedrigste Wert wurde am 01.11.2000 mit 77,3 m³/s gemessen und lag damit um 18,9 % über dem langjährigen mittleren Niedrigwasserabfluss (MNQ) von 65,0 m³/s. Am 10.03.2000 wurde der höchste Abfluss von 834 m³/s gemessen, der damit nur leicht unter dem langjährigen mittleren Hochwasserabfluss (MHQ) von 843 m³/s blieb.

**Aller**

Die Aller entspringt auf den Helmstedt-Alvenslebener Höhen. Mit einer Lauflänge von etwa 240 km und einem $A_{Eo}$ von 15743 km² mündet sie bei Verden in die Weser (Mittelweser). Sie nimmt in ihrem Verlauf hydrologisch sehr unterschiedliche Teileinzugsgebiete auf: die Bördengebiete und Teile der Lüneburger Heide, mit der Oker das nördliche Harzgebiet und mit der Leine den Westharz und das Harzvorlandgebiet.

Die Abflüsse am Pegel Rethem mit einer Einzugsgebietsgröße von 14482 km² wurden zur Beschreibung des Abflussgeschehens der Aller herangezogen. Der mittlere Jahresabfluss lag an diesem Pegel mit 101 m³/s um ca. 13 % unter dem mehrjährigen Reihenwert.

In den Monaten Juni bis Dezember traten die niedrigsten Abflüsse auf, die den mittleren Niedrigwasserabfluss (MNQ) der mehrjährigen Reihe, entsprechend 42,6 m³/s, in den Monaten August, Oktober und November nur geringfügig unterschritten. Der höchste Abflusswert wurde am 17.03.2000 mit 420 m³/s gemessen, der damit den MHQ der mehrjährigen Reihe von 442 m³/s um 5 % unterschritt.

**Leine**

Als hydrologisch eigenständiges Teilgebiet der Aller stellt sich das Einzugsgebiet der Leine dar. Die Leine entspringt im Eichsfeld. Nach einer Lauflänge von etwa 280 km und einem $A_{Eo}$ von 6526 km² mündet sie nördlich von Hannover in die Aller.

Am Pegel Schwarmstedt ($A_{Eo}$ 6443 km²) wird der gesamte Abfluss der Leine registriert. Der mittlere Jahresabfluss betrug 55,5 m³/s und lag damit um ca. 10 % unter dem MQ-Wert der mehrjährigen Reihe. Die niedrigsten Abflusswerte traten von Juni bis Dezember auf, wobei die niedrigsten Werte das mehrjährigen MNQ von 20,6 m³/s nur geringfügig unterschritten. Der höchste Abfluss trat mit 271 m³/s am 21.03.2000 auf blieb damit noch um ca. 5 % unter dem Wert des mehrjährigen mittleren Hochwasserabflusses (MHQ) von 287m³/s.

**Mittelweser**

Die 157 km lange Flussstrecke unterhalb der Porta Westfalica bis zur Tidengrenze bei Bremen wird Mittelweser genannt.

Der mittlere Jahresabfluss am Pegel Intschede mit einem $A_{Eo}$ von 37495 km² betrug 315 m³/s und unterschritt damit den mehrjährigen Mittelwert (MQ) von 326 m³/s um ca. 3 %. Der kleinste Abflusswert wurde am 31.08.2000 mit 126 m³/s gemessen. Er lag damit um 7 % über dem mehrjährigen mittleren Niedrigwasserabfluss (MNQ). Der höchste Abfluss wurde am 13.03.2000 mit 1.190 m³/s ermittelt, der damit um 3 % unter dem mehrjährigen mittleren Hochwasserabfluss (MHQ) lag.

**Lesum**

Die Lesum mündet unterhalb von Bremen in die Weser (Unterweser), die Einzugsgebietsgröße beträgt hier 2190 km². Sie vereinigt ca. 10 km oberhalb ihrer Mündung die Flüsse Wümme und Hamme. Da der Tideeinfluss weit in die Unterläufe dieser Flüsse hineinreicht und in diesem Bereich z. Zt. keine Abflussmengen ermittelt werden, kann eine Beurteilung des Abflussgeschehens lediglich bis zum Pegel Hellwege/Wümme erfolgen. Das Einzugsgebiet an diesem Pegel hat eine Größe von ca. 900 km² und umfasst damit ca. 40 % des Lesum-Einzugsgebietes.

Der mittlere Jahresabfluss lag mit 9,1 m³/s um 6,1 % unter dem mehrjährigen Reihenwert (MQ). Der am 22.06.2000 kleinste gemessene Abfluss betrug 2,5 m³/s und lag damit 8 % über dem mehrjährigen MNQ. Der höchste Abflusswert wurde am 10.03.2000 mit 62 m³/s gemessen und lag damit um 23 % über dem mittleren Hochwasserabfluss (MHQ) der mehrjährigen Reihe.

**Hunte**

Die Hunte entspringt im Wiehengebirge und mündet nach etwa 165 km Lauflänge mit einem $A_{Eo}$ von 2639 km² oberhalb von Brake in die Weser (Unterweser). Bis nach Oldenburg ist die Hunte tidebeeinflusst.

Das Abflussgeschehen der Hunte wird durch den Pegel Colnrade OP ($A_{Eo}$ 1318 km²) verdeutlicht. Der mittlere Jahresabfluss von 9,3 m³/s wich um –9,4 % vom mehrjährigen Mittelwert (MNQ) ab. Der höchste Abfluss-Wert wurden am 09.03.2000 mit 43,2 m³/s gemessen, der den mehrjährigen Vergleichswert von 49,2 m³/s um 12 % unterschritt. Der niedrigste Abfluss lag am 01.11.1999 mit 3,1 m³/s um 30 % über dem mehrjährigen MNQ von 2,4 m³/s

**Unterweser**

Der tidebeeinflusste Bereich der Weser, ab Bremen bis zur Mündung in die Nordsee (Stromgebietsgrenze) wird Unterweser genannt.

Das höchste Tidehochwasser wurde am 5. Februar 1999 gemessen. Es lag in Bremen um 2,23 m und in Bremerhaven um 2,65 m über dem mittleren Tidehochwasser (MThw) der Reihe 1991/2000.

## Grundwasser

Das Wesergebiet lässt sich grob in zwei Grundwasserregionen einteilen: in das Lockergesteinsgebiet des Norddeutschen Tieflandes und in die Festgesteingebiete des sich südlich anschließenden Berglandes.

Die Lockergesteinsgebiete haben im Känozoikum - hauptsächlich im Quartär - ihre heutigen Oberflächenformen erhalten, während das vielfältig gegliederte Bergland vorwiegend aus mesozoischen Formationen aufgebaut ist.

Der Vergleich des Grundwasserverhaltens zwischen den beiden Regionen ergibt, dass die Grundwasserstände im Festgesteinsgebiet auf Niederschlagsereignisse meistens schneller und stärker reagieren.

Im Wesergebiet gehören ca. 880 Messstellen zu den Landesgrundwasserdiensten (Grundmessnetze). Im niedersächsischen Teil gibt es zusätzlich noch ca. 1350 staatliche Sondermessstellen.

Darüber hinaus gibt es noch eine große Zahl Sondermessstellen Dritter (Wasserwerks-, Deponiebetreiber usw.). Viele Messstellen der Landesgrundwasserdienste sind in den 50er- und 60er-Jahren ein-

gerichtet worden. Von der ältesten niedersächsischen Messstelle liegen Beobachtungsergebnisse ab 1914 vor.

Die 7 Grundwassermessstellen aus dem Wesergebiet, deren Daten von 1981 bis 2000 auf den Seiten 32 bis 35 in Form von Ganglinien dargestellt sind, haben eine lange Beobachtungsdauer, sind repräsentativ für eine größere Grundwasserregion und ungestört von anthropogenen Einflüssen.

Die Messstellen Groß Mahner, Schönberg und Themar repräsentieren die Verhältnisse im Festgesteinsgebiet. Die Messstellen Axstedt, Reinsehlen I, Rechterfeld und Büren I liegen im Lockergestein.

Die Stammdaten der Messstellen sind auf Seite 213 aufgelistet.

Die nachfolgenden Aussagen über die Grundwassersituation 2000 im Wesergebiet können nur das Durchschnittsverhalten des Grundwassers wiedergeben. Genauere bzw. regional begrenzte Aussagen über die Veränderung von Grundwasserständen lassen sich nur aus den Daten aller Grundwassermessstellen des Landesgrundwasserdienstes und Sondermessnetze gewinnen.

Die geringen Grundwasserstände im Januar und Februar stiegen durch die überdurchschnittlichen Niederschläge im Februar und März deutlich an, so dass für die 7 Messstellen insgesamt im April das Jahresmaximum erreicht wurde. Dieser Wert liegt knapp unter dem langjährigen Monatsmittelwert für April (- 2,8 cm).

Im weiteren Verlauf des Jahres fielen die Grundwasserstände durch das Niederschlagsdefizit kontinuierlich wieder ab, so dass das Minimum für die 7 Messstellen insgesamt im Dezember erreicht wurde (- 41,3 cm unter dem langjährigen Monatsmittelwert).

Der Jahresmittelwert für die untersuchten Messstellen bleibt deutlich unter dem langjährigen Jahresmittel.

NLÖ Hildesheim

## Schwebstoffe

Im Wesergebiet bestehen zehn Schwebstoffmessstellen, fünf an der Weser, zwei an der Aller und jeweils eine an Werra, Fulda und Leine. Das vorliegende Jahrbuch enthält eine Auswahl der Schwebstoffdaten von acht Messstellen.

Die Ermittlung der Schwebstoffkonzentration erfolgte entsprechend den Richtlinien für Schwebstoffmessungen (DVWK-Regeln zur Wasserwirtschaft, Schwebstoffmessungen, H. 125/1986) aufgrund von Einpunktmessungen als Oberflächenentnahme von je 5 l-Schöpfproben und Filterung an den Mess-Stellen (gravimetrische Filtermethode).

Die Probenahme wurde durchgeführt:

- Hann.-Münden/Fulda im rechten Fulda-Arm, in Strommitte
- Hann.-Münden/Werra im linken Werra-Arm, unterhalb des Wehres
- Bodenwerder/Weser in Strommitte von der Straßenbrücke
- Nienburg/Weser in Strommitte von der Straßenbrücke
- Intschede/Weser im Turbinenauslauf des Kraftwerks Langwedel
- Marklendorf/Aller im Turbinenauslauf des Kraftwerks
- Rethem/Aller vom linken Ufer
- Herrenhausen/Leine im Unterwasser der Staustufe

Die **jährliche Schwebstofffracht** lag an den Messstellen Hann.-Münden/Fulda rd. 47 %, in Hann.-Münden/Werra um rd. 37 %, in der Weser in Bodenwerder um rd. 58 %, in Nienburg um rd. 30 %, in Intschede um rd. 18 %, in Marklendorf/Aller um rd. 36 %, in Rethem/Aller um rd. 21 %, in Herrenhausen/Leine rd. 68 % unter dem langjährigen Mittelwert.

Die höchste **monatliche Schwebstofffracht** war je Messstelle an der Weser im Mittel mit rd. 30 % an der jeweiligen Jahresschwebstofffracht beteiligt, in der Fulda mit rd. 28 %, in der Werra mit rd. 31 %, in der Aller im Mittel mit rd. 28 % und in Herrenhausen/Leine mit rd. 46 %. Die schwebstoffreichsten Monate waren der Februar und März. Die niedrigste monatliche Schwebstofffracht wurde im Oktober und November beobachtet; sie lag zwischen 0,9 und 2,2 % der entsprechenden Jahresschwebstofffracht.

Die höchste **tägliche Schwebstofffracht** wurde in Hann.-Münden/Werra mit 4755 t und in Hann.-Münden/Fulda mit 2030 t am 31. Januar und 1. Februar ermittelt, in Bodenwerder mit 8308 t am 13. März, in Nienburg mit 8397 t, in Intschede mit 8120 t jeweils am 1. Februar. In Marklendorf wurde mit 378 t am 15. März, in Rethem mit 1287 t am 1. Februar sowie in Herrenhausen mit 4686 t am 10. März die höchsten Tagesfrachten gemessen. Die niedrigste tägliche Schwebstofffracht lag an den Weser-Messstellen zwischen 46 und 114 t, an den Messstellen von Werra und Fulda bei 36 bzw. 11 t, an den Messstellen von Aller und Leine zwischen 4 und 16 t. Die Werte traten im Monat November auf.

Die mittlere **jährliche Schwebstoffkonzentration** (arithmetisches Mittel der Tageswerte) lag in Hann.-Münden/Werra mit 46 g/m$^3$ rd. 37 %, in Bodenwerder/Weser mit 23 g/m$^3$ um rd. 58 %, in Nienburg/Weser mit 29 g/m$^3$ um rd. 26 %, in Intschede/Weser mit 34 g/m$^3$ rd. 15 % in Marklendorf/Aller mit 13 g/m$^3$ um rd. 23 % und in Rethem/Aller mit 20 g/m$^3$ rd. 23 %, Hann.-Münden/Fulda mit 27 g/m$^3$ rd. 20 % und in Herrenhausen/Leine mit 26 g/m$^3$ rd. 61 % unter dem langjährigen Mittelwert.

Die größte tägliche Schwebstoffkonzentration wurde an den Weser-Messstellen mit Werten zwischen 192 und 213 g/m$^3$ in den Monaten Oktober, Januar und März beobachtet, in Hann.-Münden/Werra mit 405 g/m$^3$, in Hann.-Münden/Fulda mit 152 g/m$^3$ im Januar und Februar, in Marklendorf/Aller mit 36 g/m$^3$ im Februar, in Rethem/Aller mit 73 g/m$^3$ im Februar und in Herrenhausen/ Leine mit 298 g/m$^3$ im März beobachtet.

BfG Koblenz

# Übersichtskarte

Meßstellen, von denen Daten nachfolgend graphisch dargestellt sind

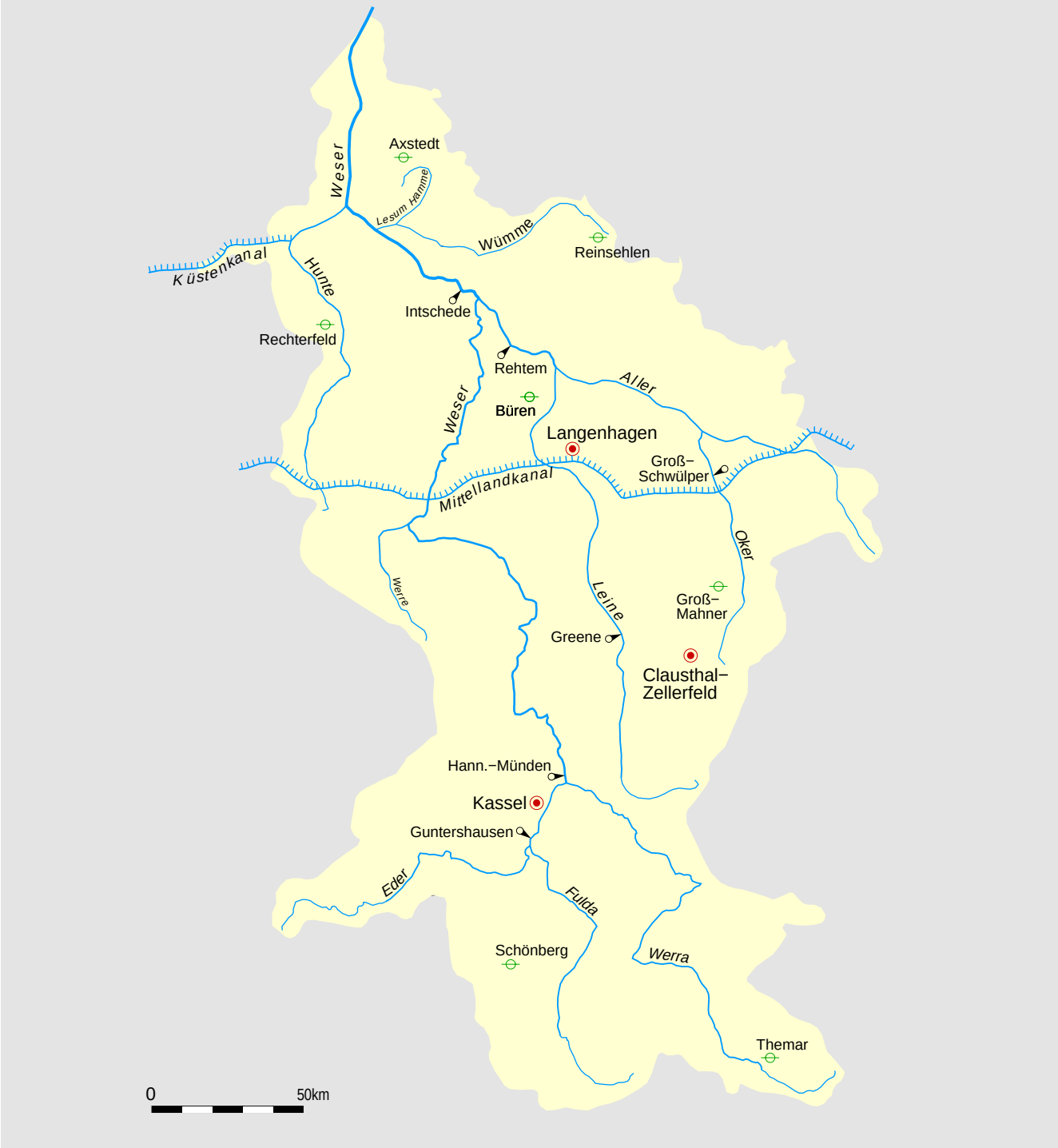


## Meteorologische Stationen

Klimahauptstationen des DWD

Kassel
Clausthal−Zellerfeld
Langenhagen

## Gewässerkundliche Meßstellen

Oberirdische Gewässer

Hann. Münden
Intschede
Guntershausen
Rethem
Groß−Schwülper
Green

Grundwasser

Schönberg
Groß−Mahner
Rechterfeld
Axstedt
Themar
Reinsehlen
Büren

# Hydrologischer Längsschnitt der Weser

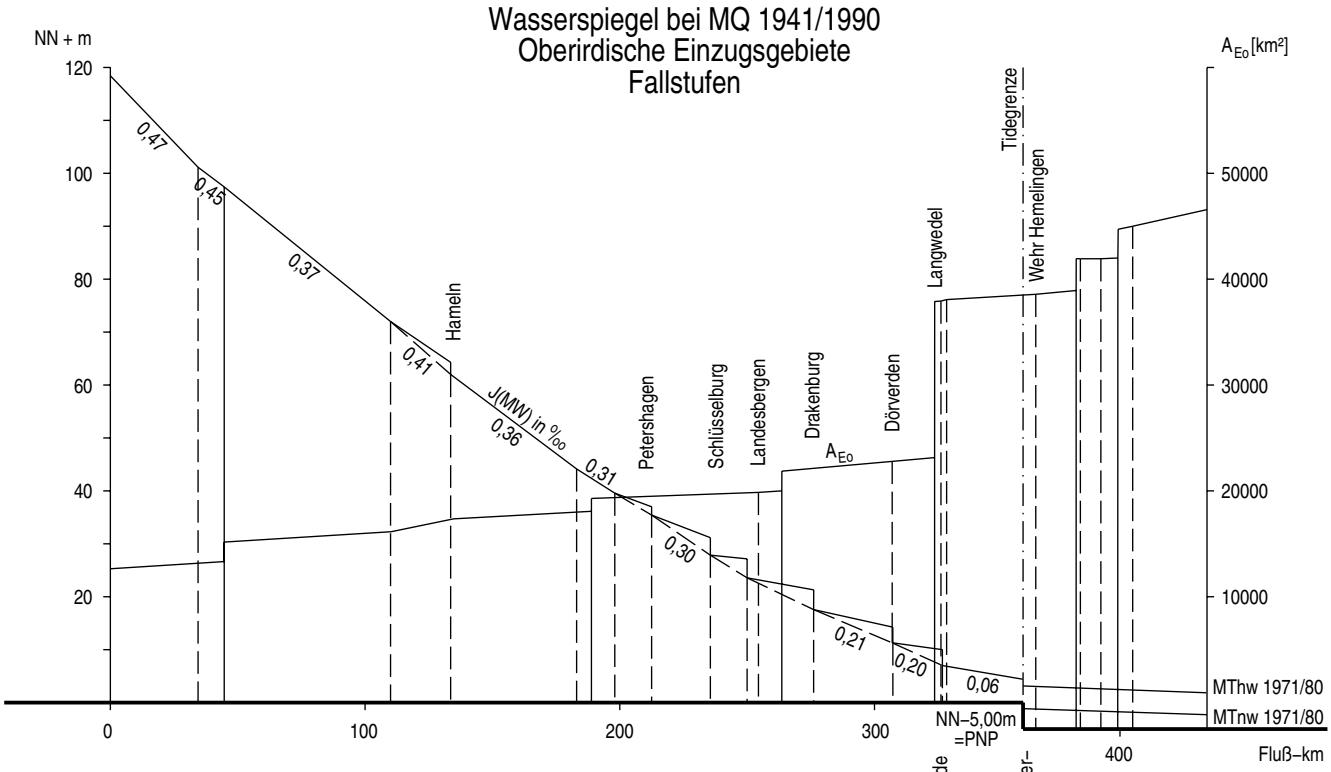


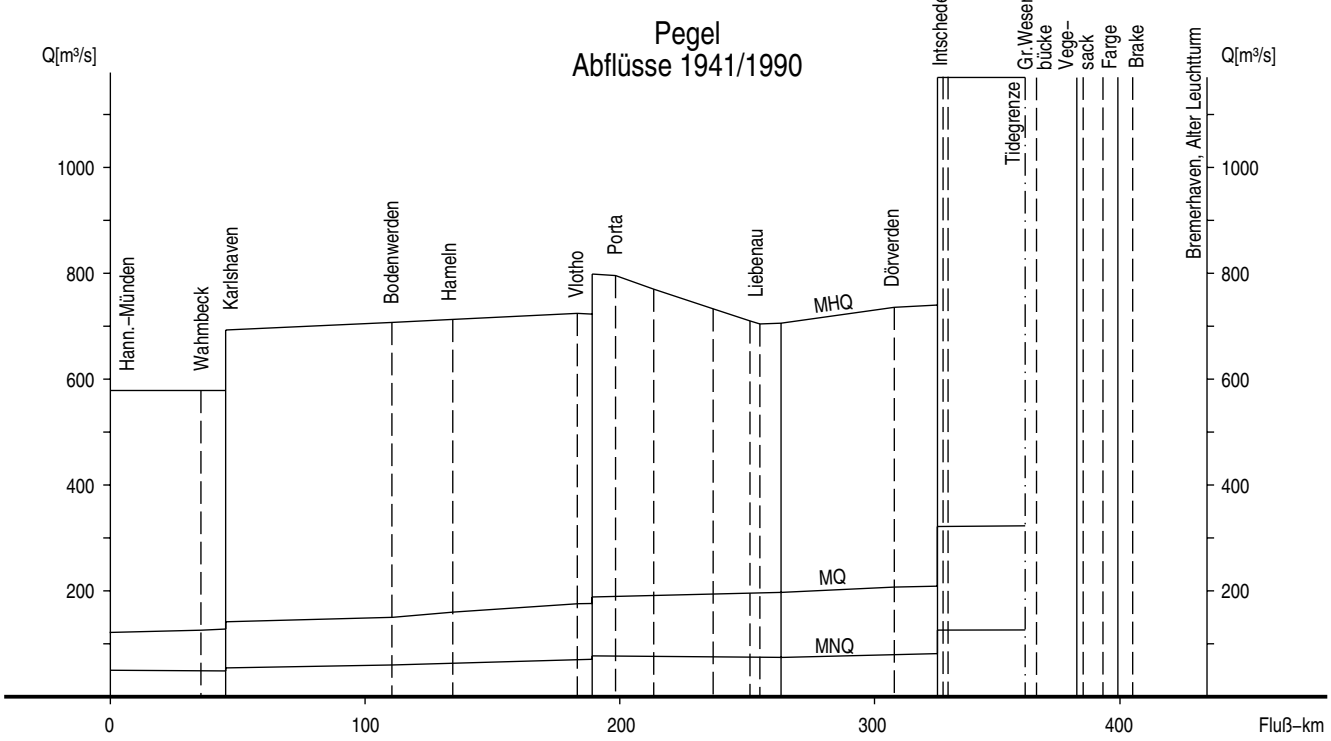


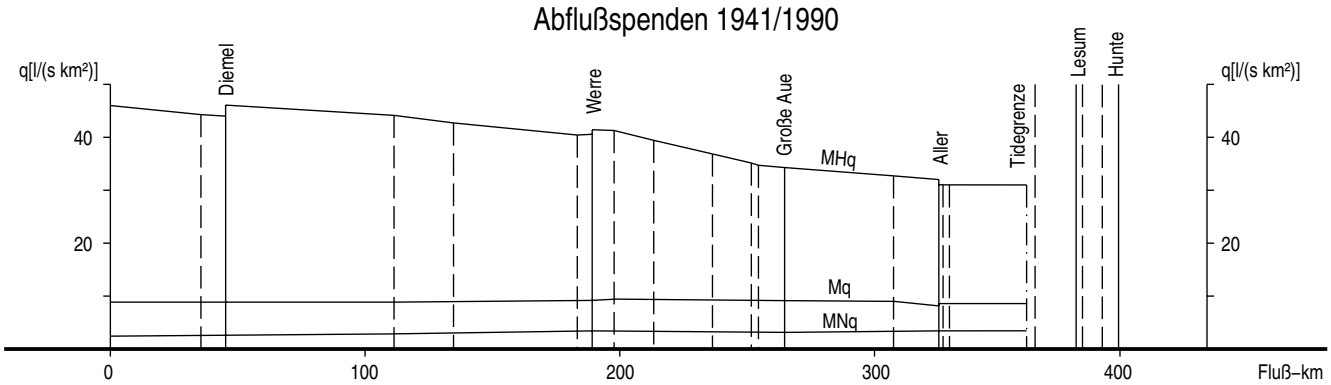

# Lufttemperaturen $T_L$ und Niederschlagshöhen $h_N$ ab 1966

Monatsmittel, Jahresmittel Jahressumme aus Monatsummen

Nach Unterlagen des DWD

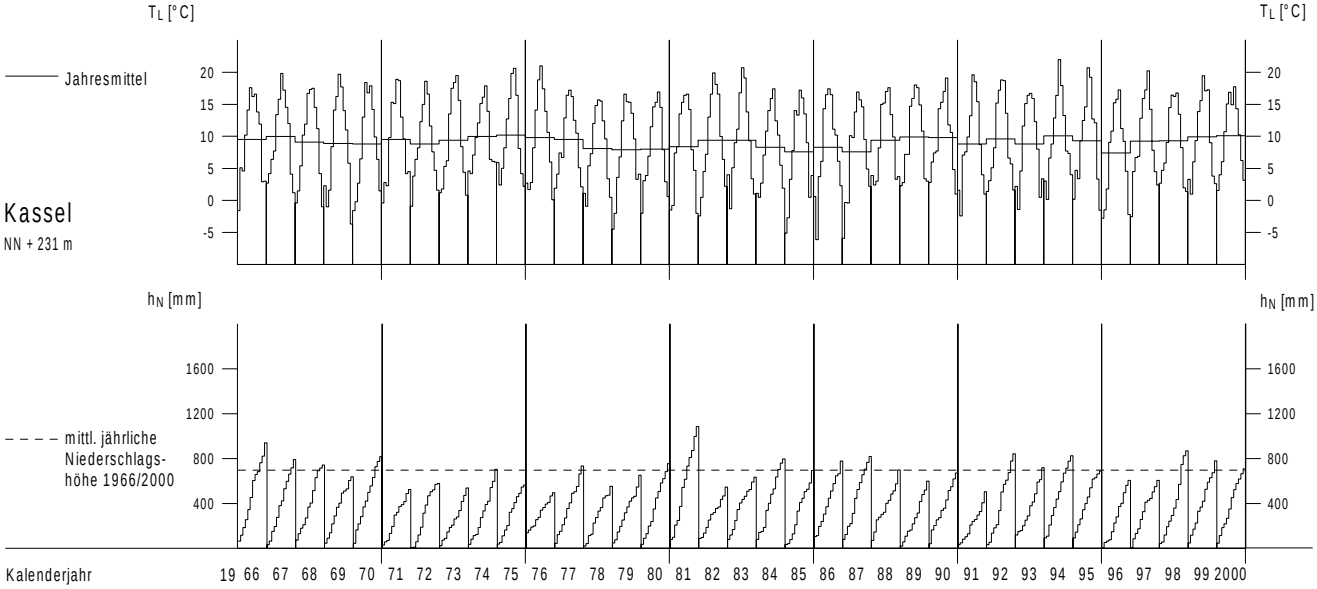


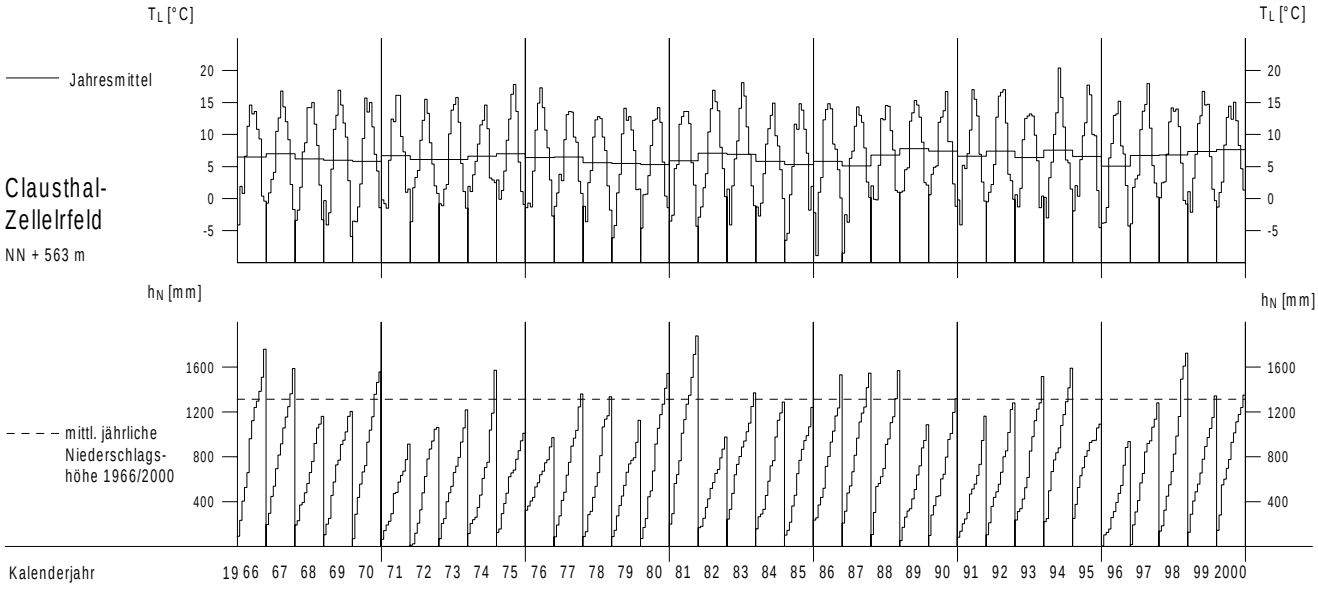


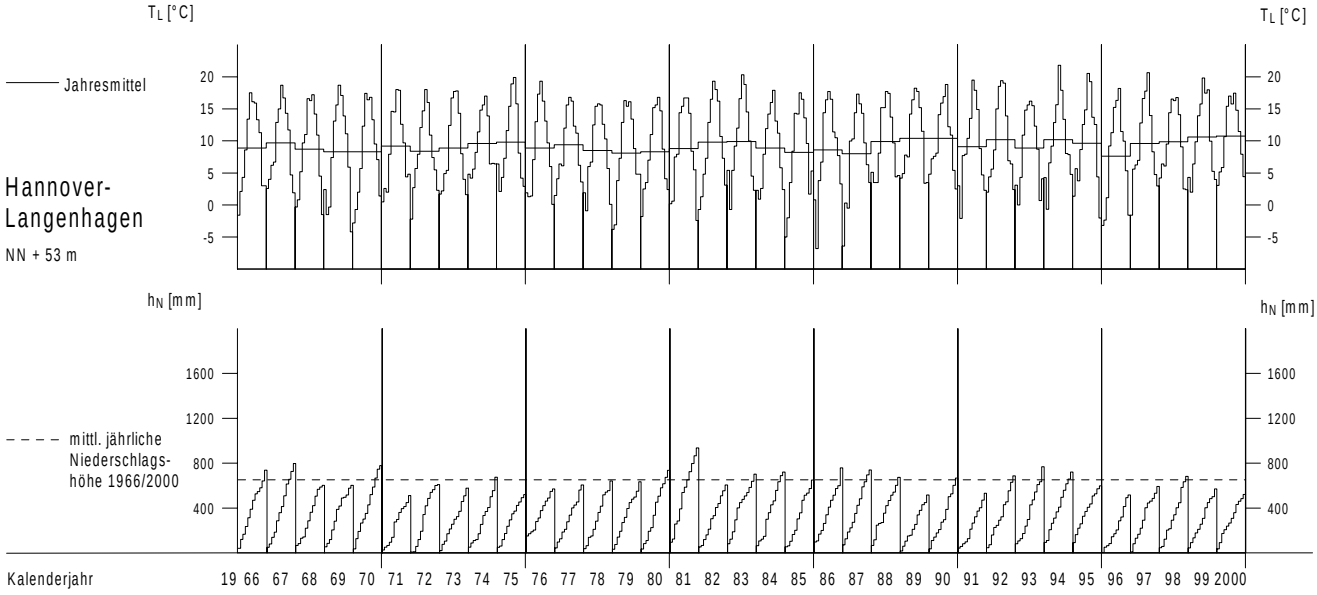

# Lufttemperaturen $T_L$ und Niederschlagshöhen $h_N$ im Berichtszeitraum

Tagesmittel, mittl. Jahresgang Monatsummen aus Tagessummen

Nach Unterlagen des DWD

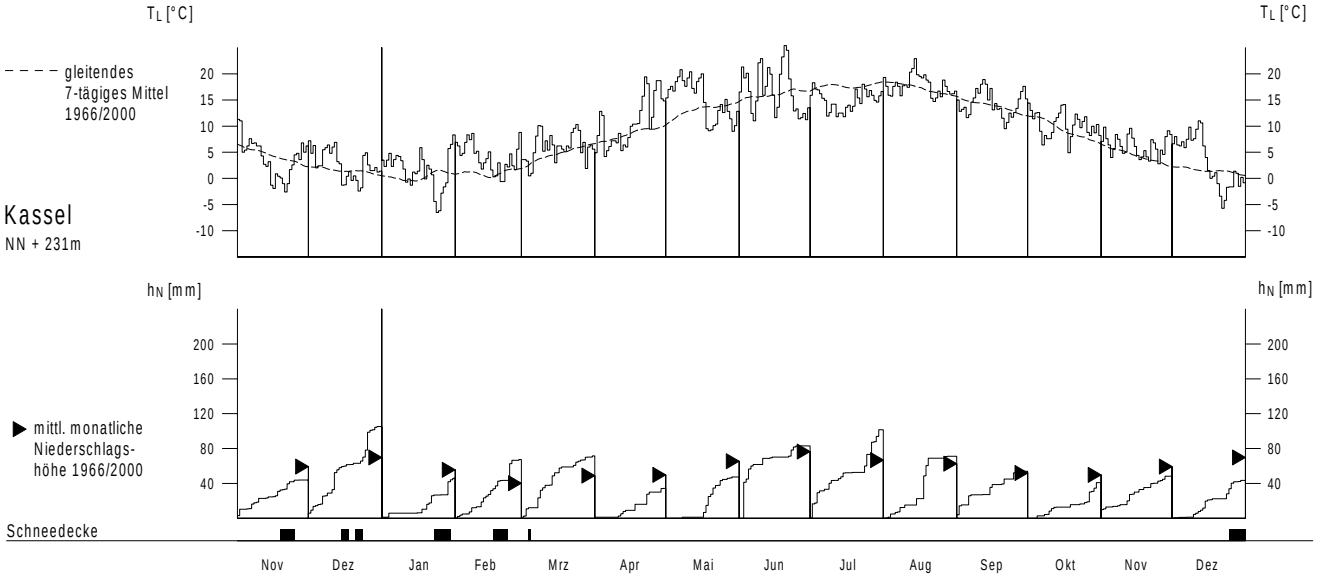


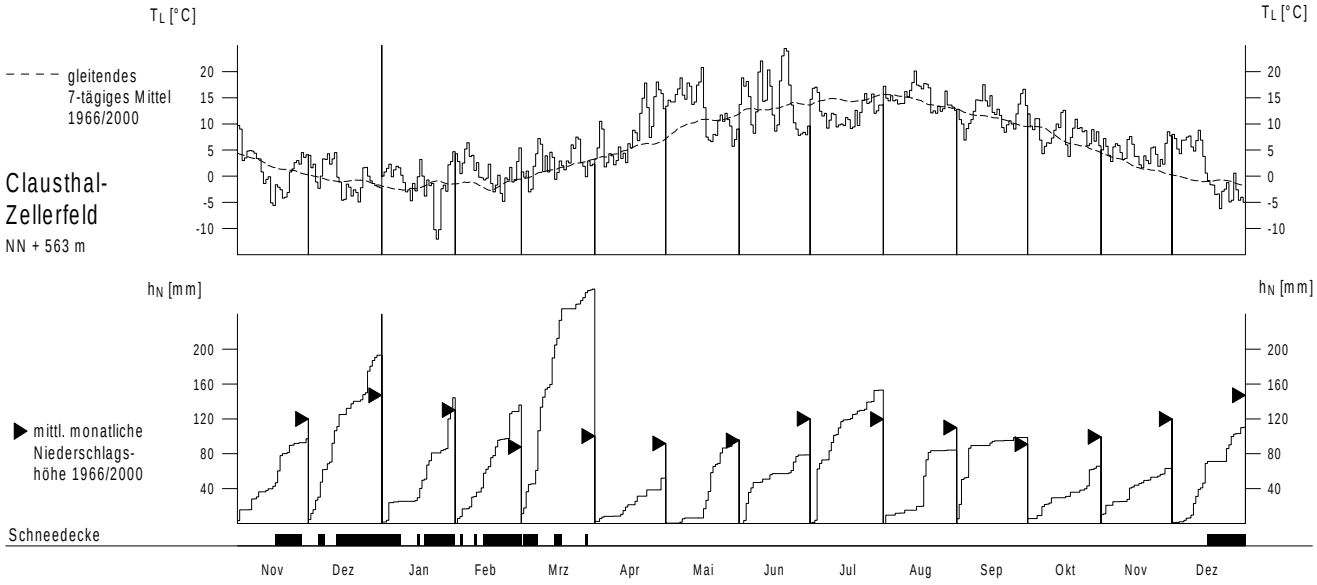


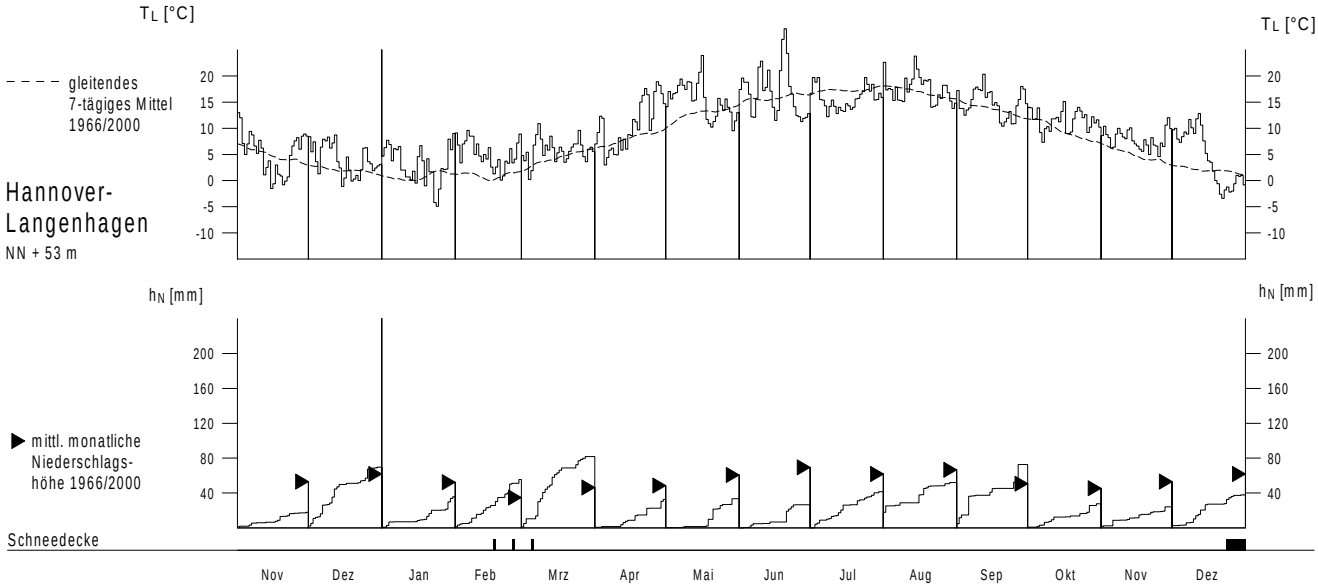

# Abflüsse Q und Abflußspenden q ab 1966

Monatsmittel, Jahresmittel und mehrjährige Mittel

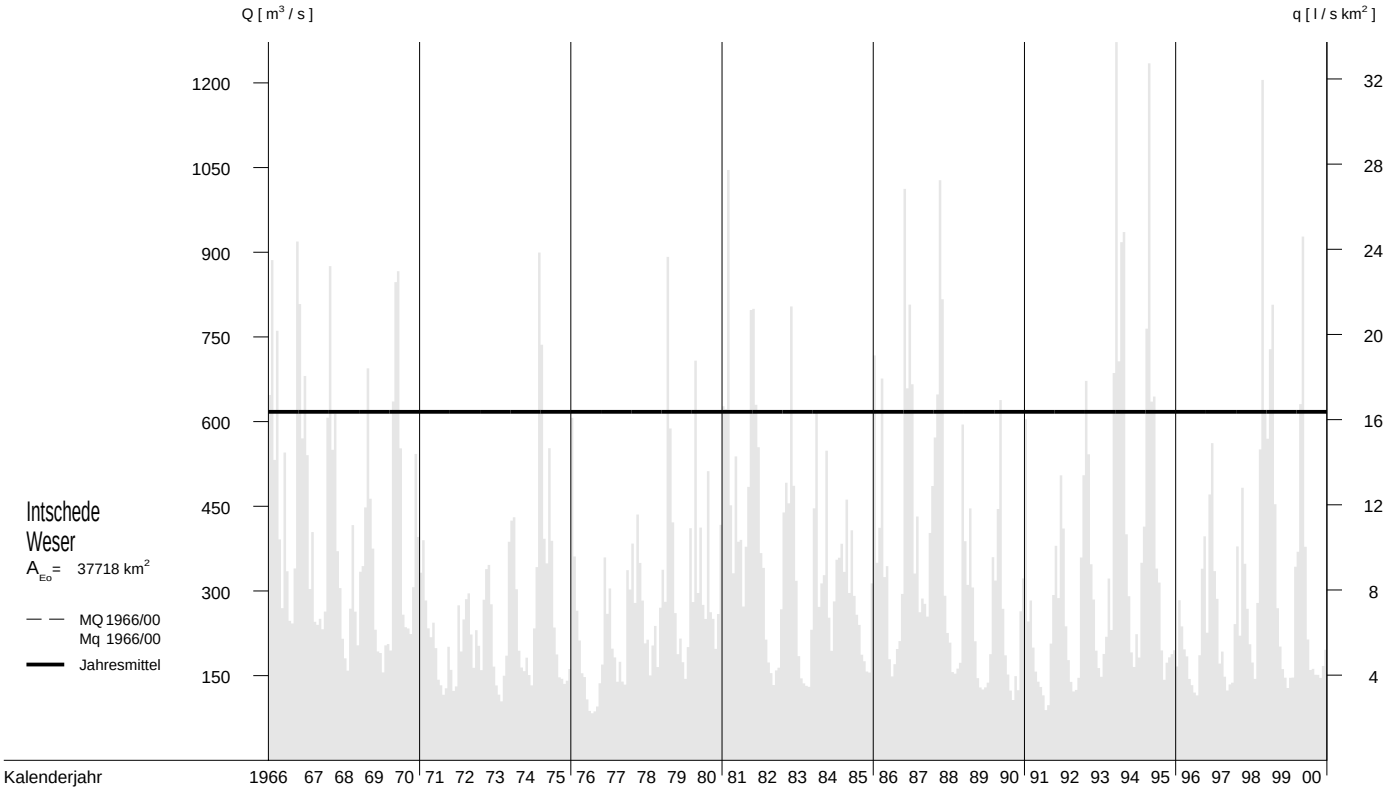


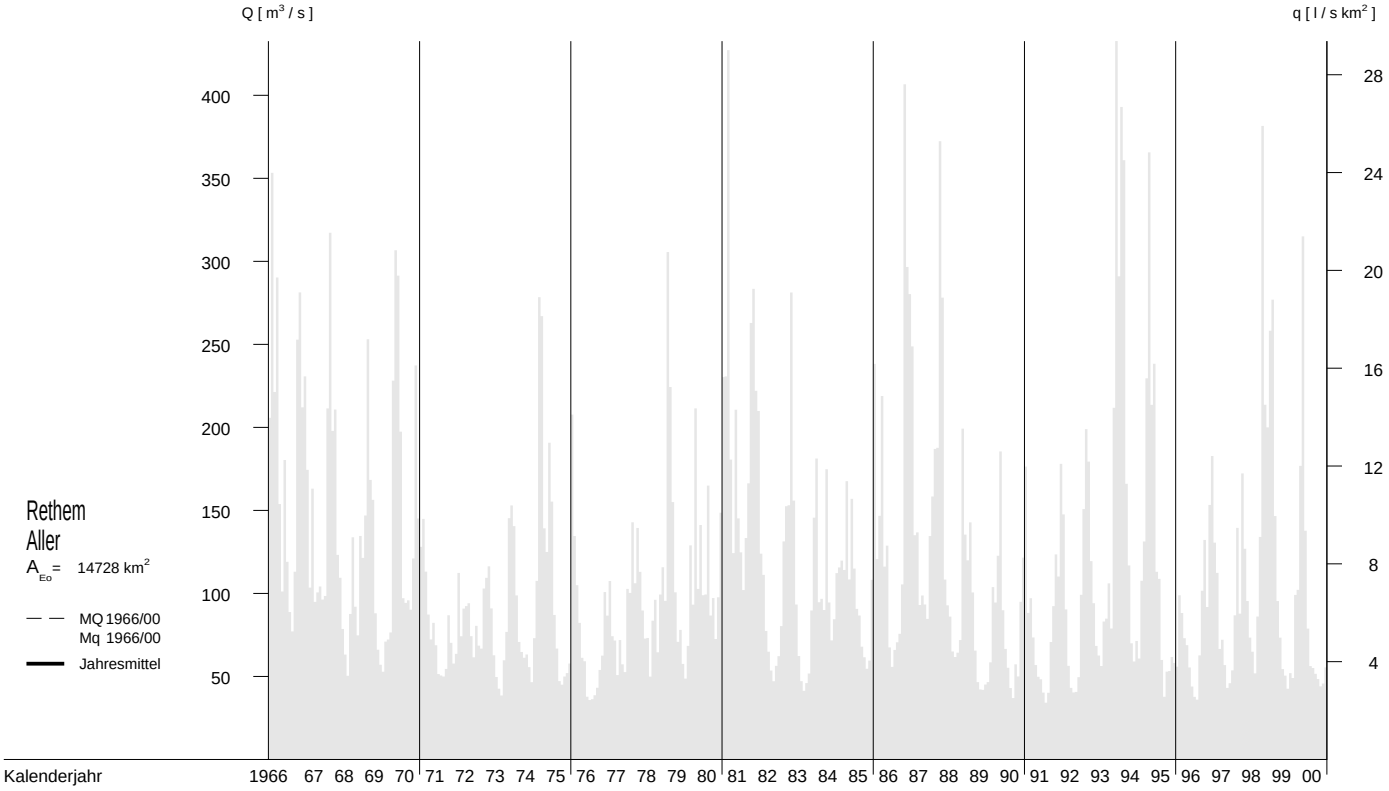

# Abflüsse Q und Abflußspenden q im Berichtszeitraum

Tagesmittel, Monatsmittel, Dauerlinien

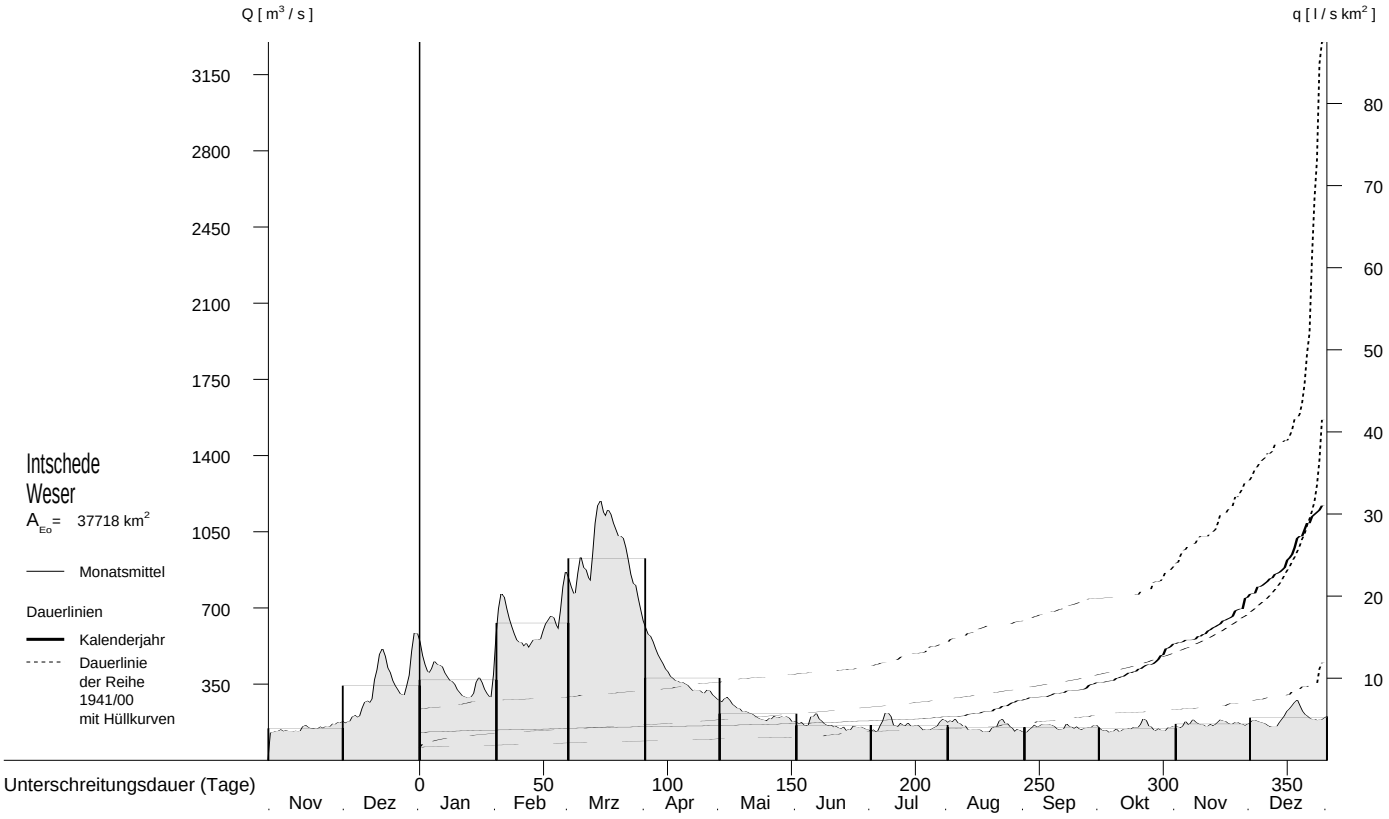


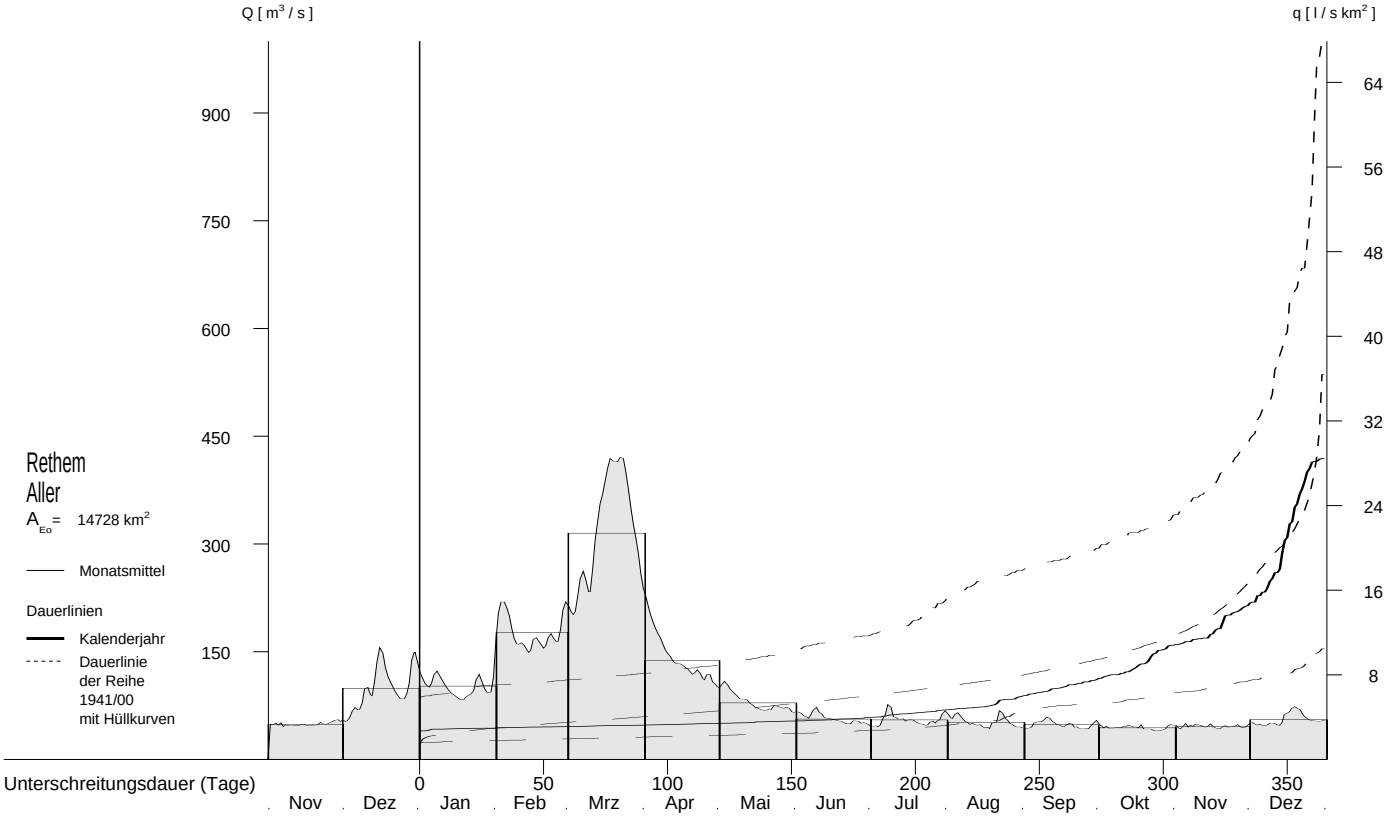

# Abflüsse Q und Abflußspenden q ab 1966

Monatsmittel, Jahresmittel und mehrjährige Mittel

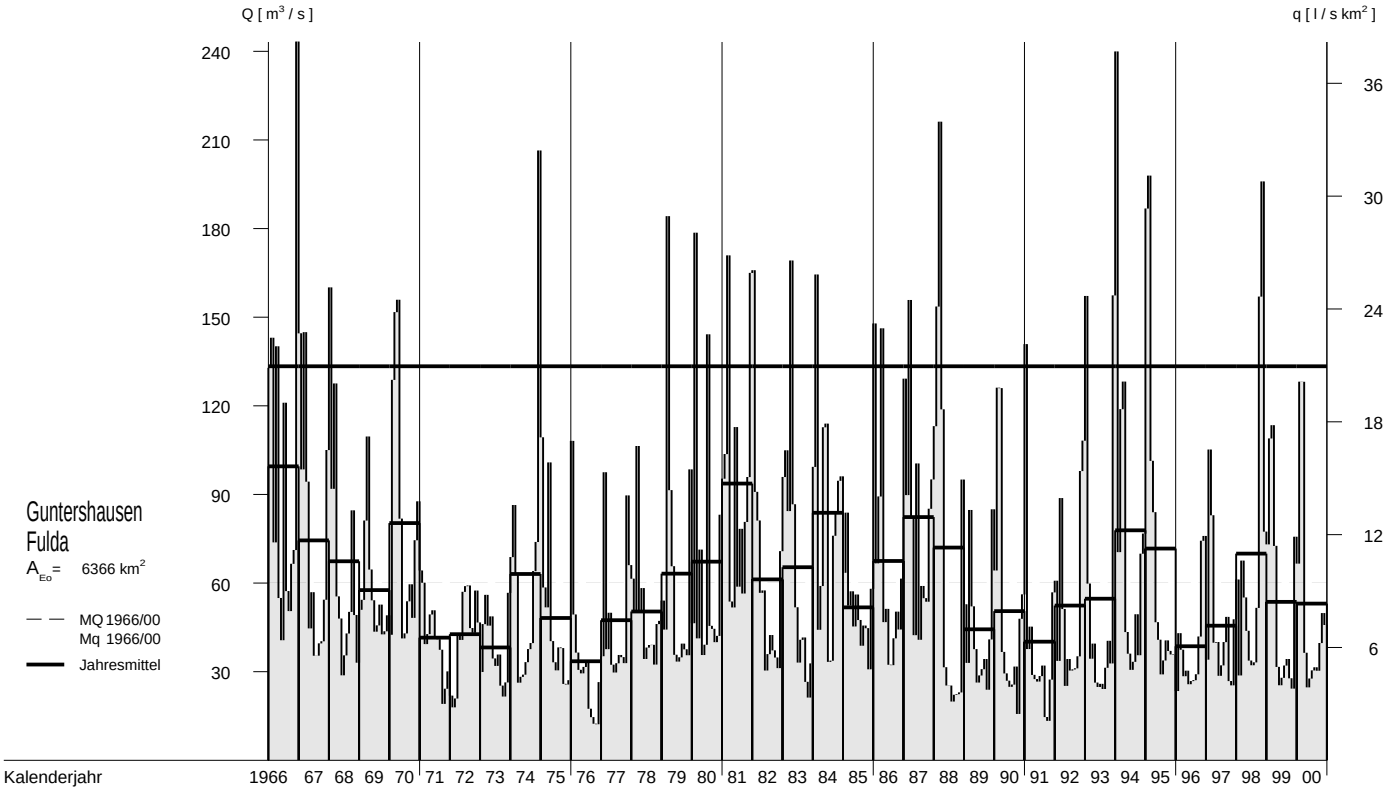


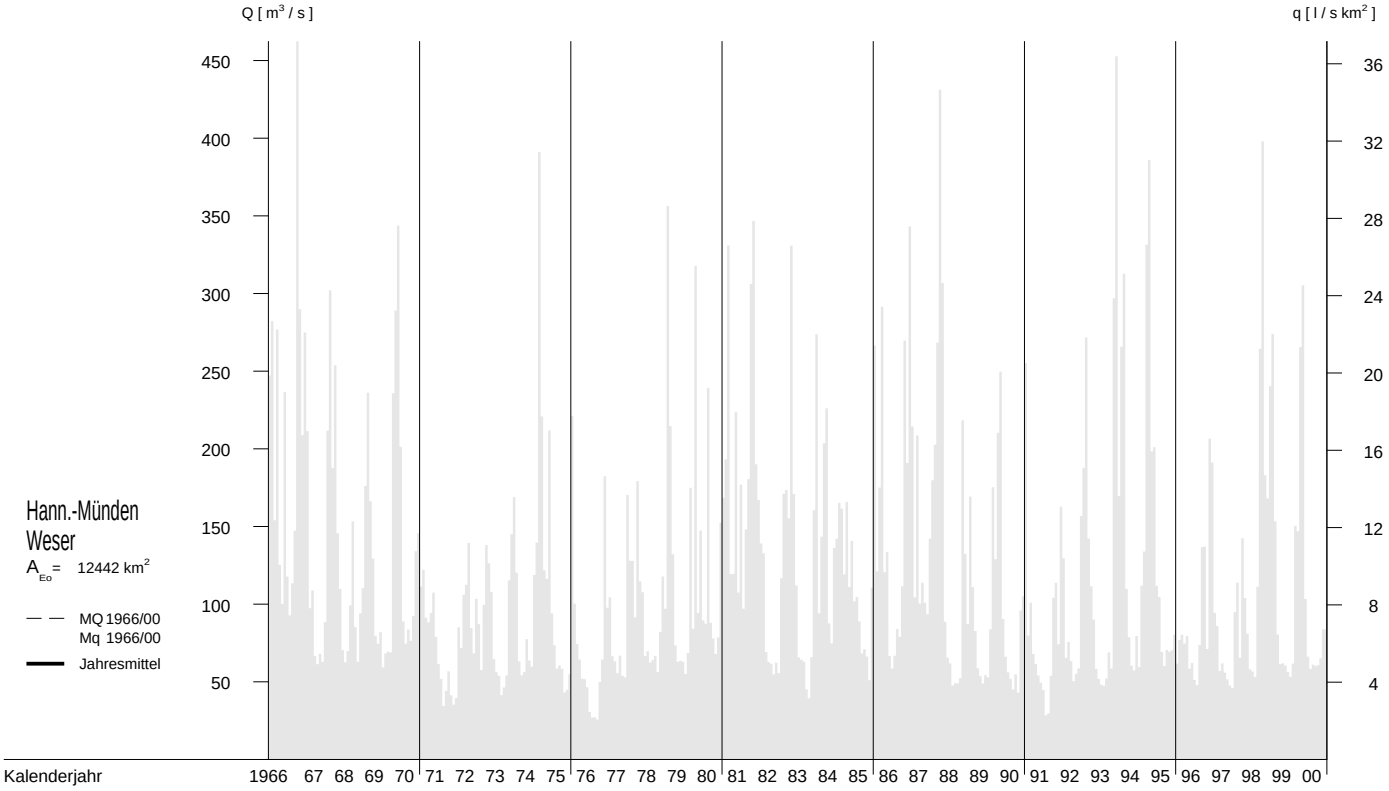

# Abflüsse Q und Abflußspenden q im Berichtszeitraum

Tagesmittel, Monatsmittel, Dauerlinien

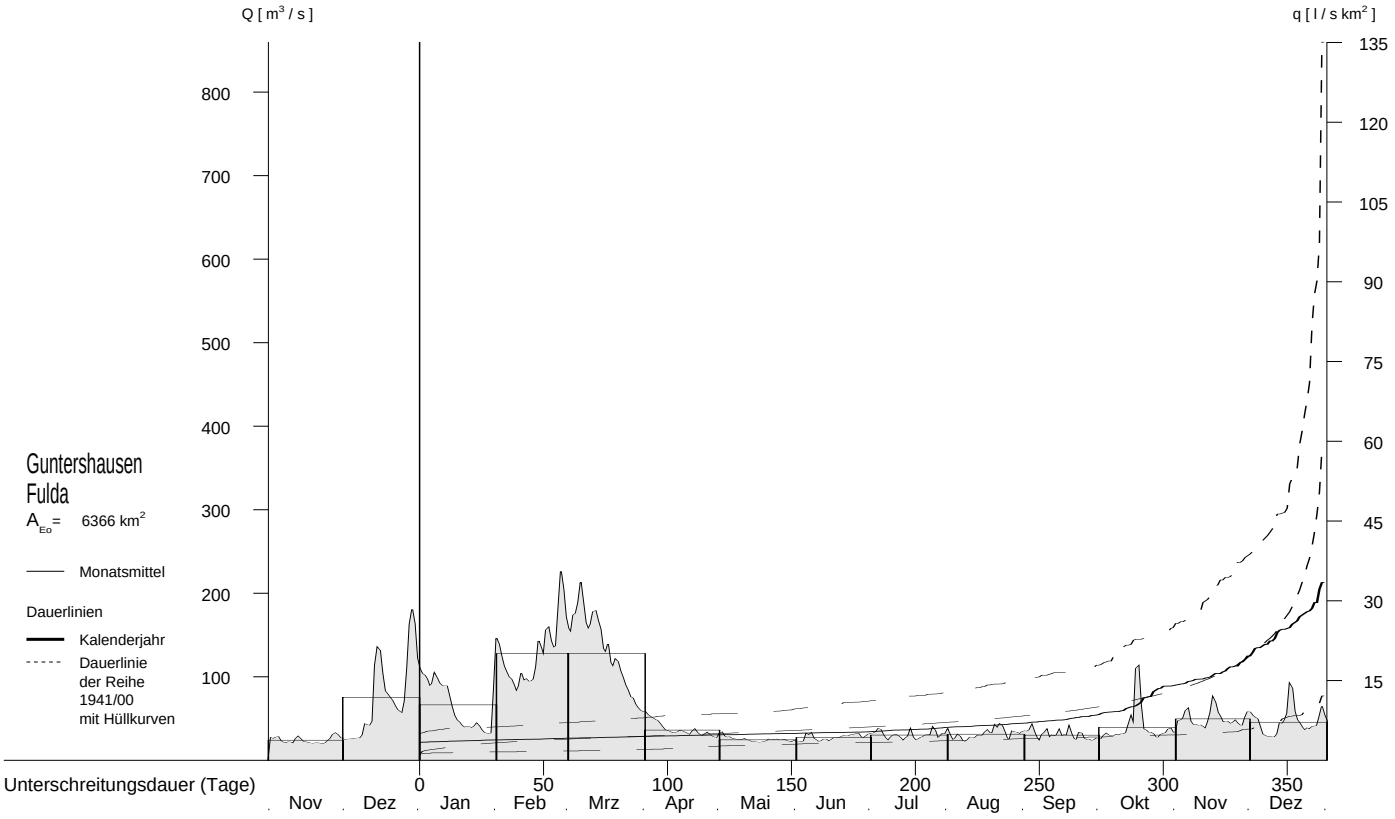


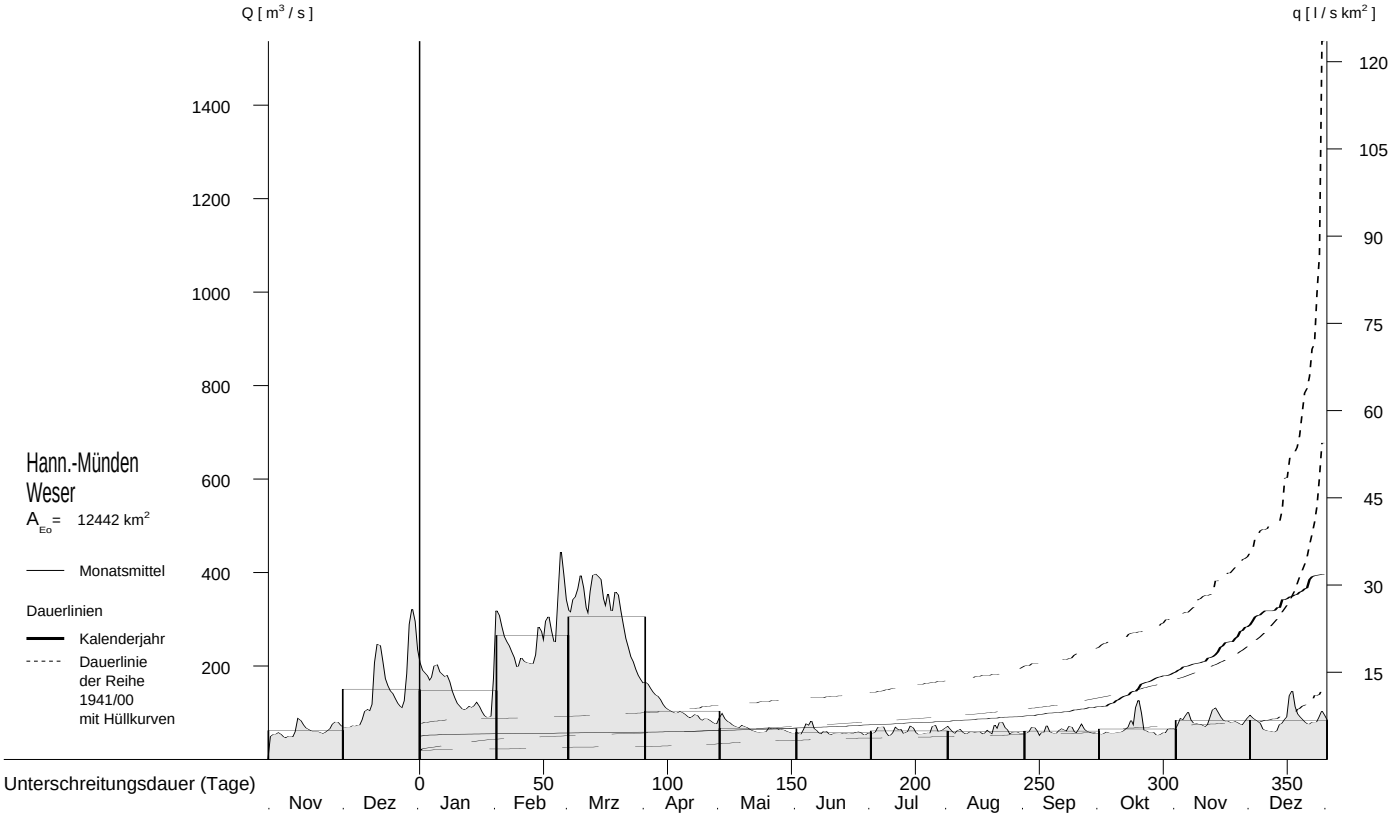

# Abflüsse Q und Abflußspenden q ab 1966

Monatsmittel, Jahresmittel, langjähriges Mittel

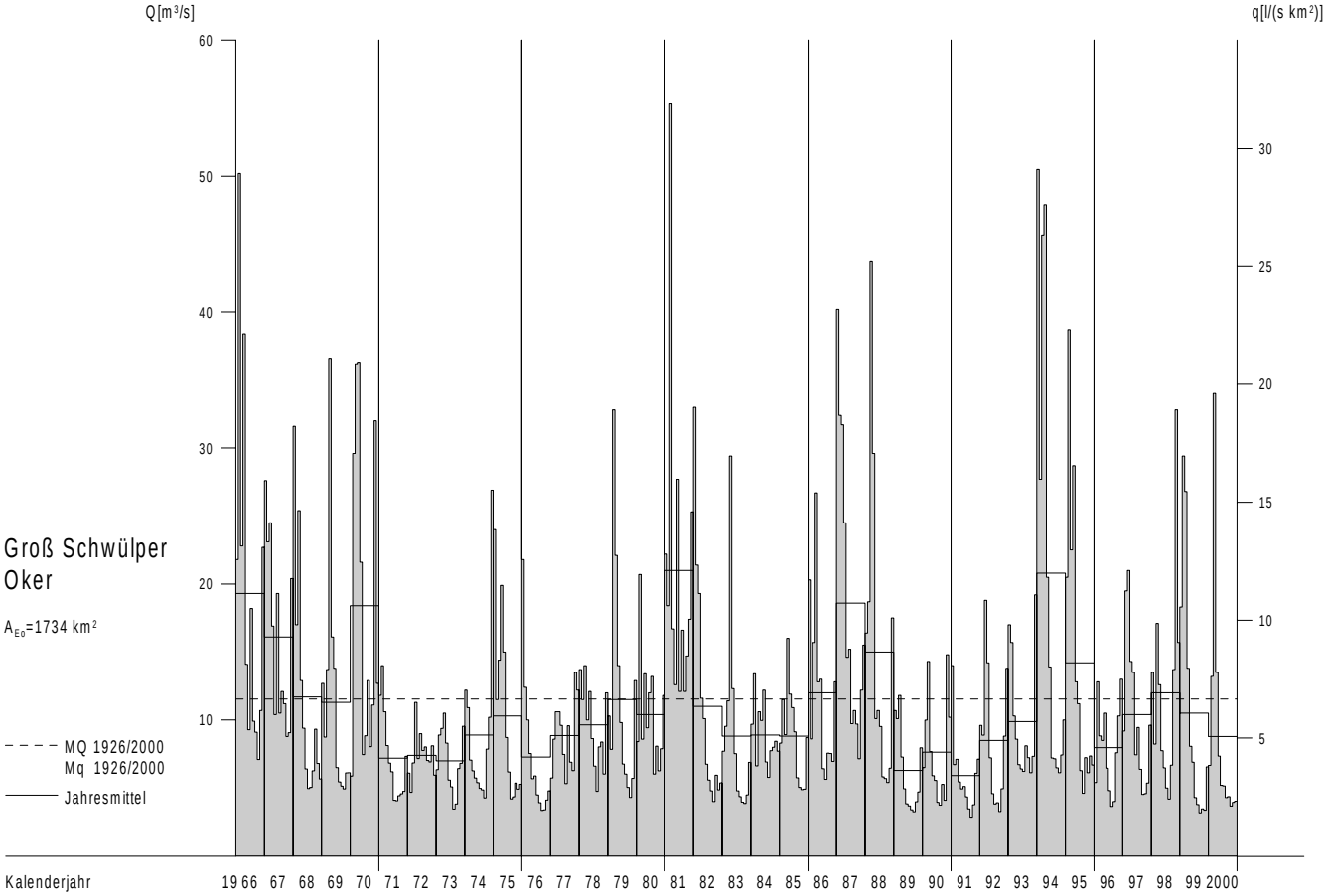


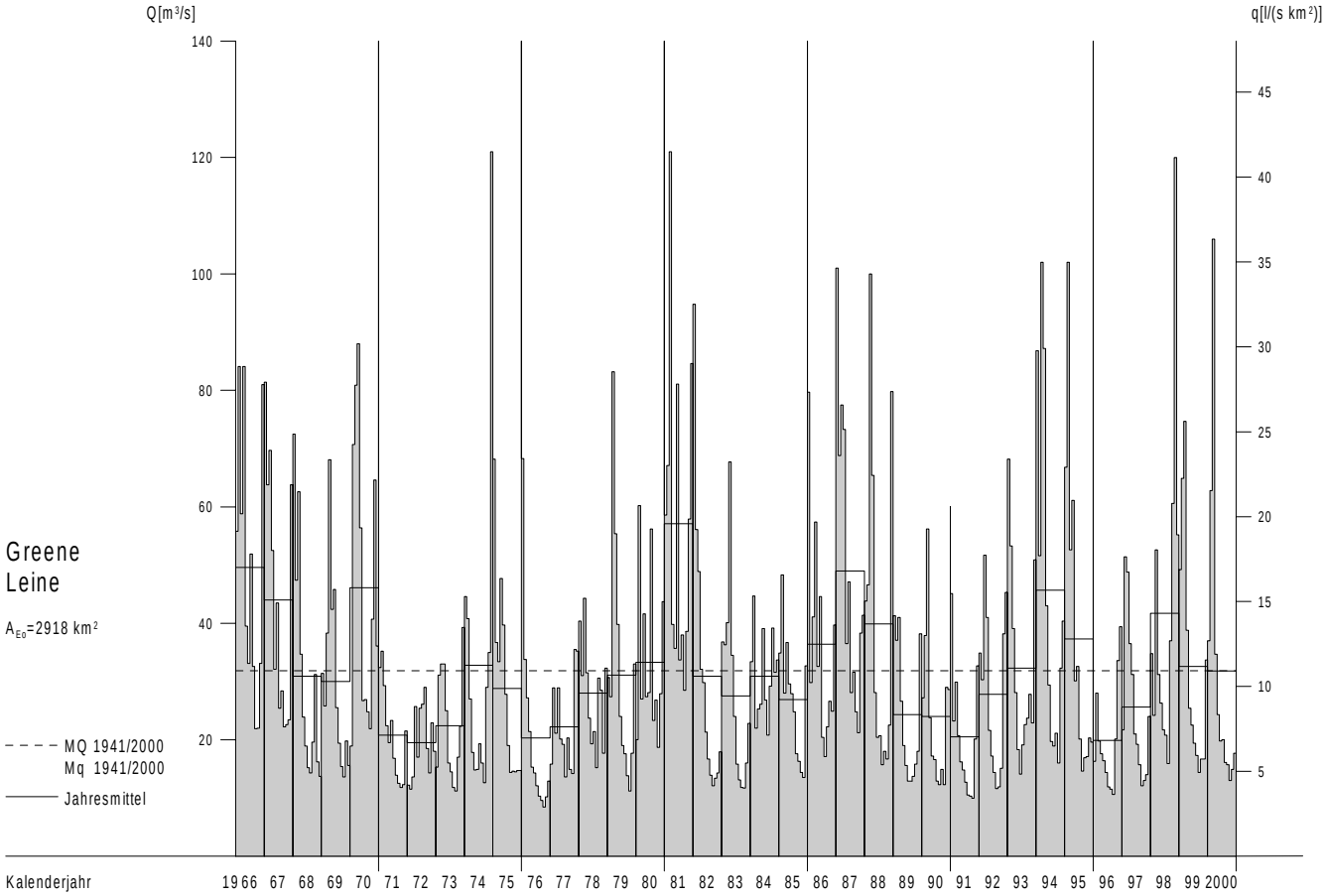

# Abflüsse Q und Abflußspenden q im Berichtszeitraum

Tagesmittel, Monatsmittel, Dauerlinien

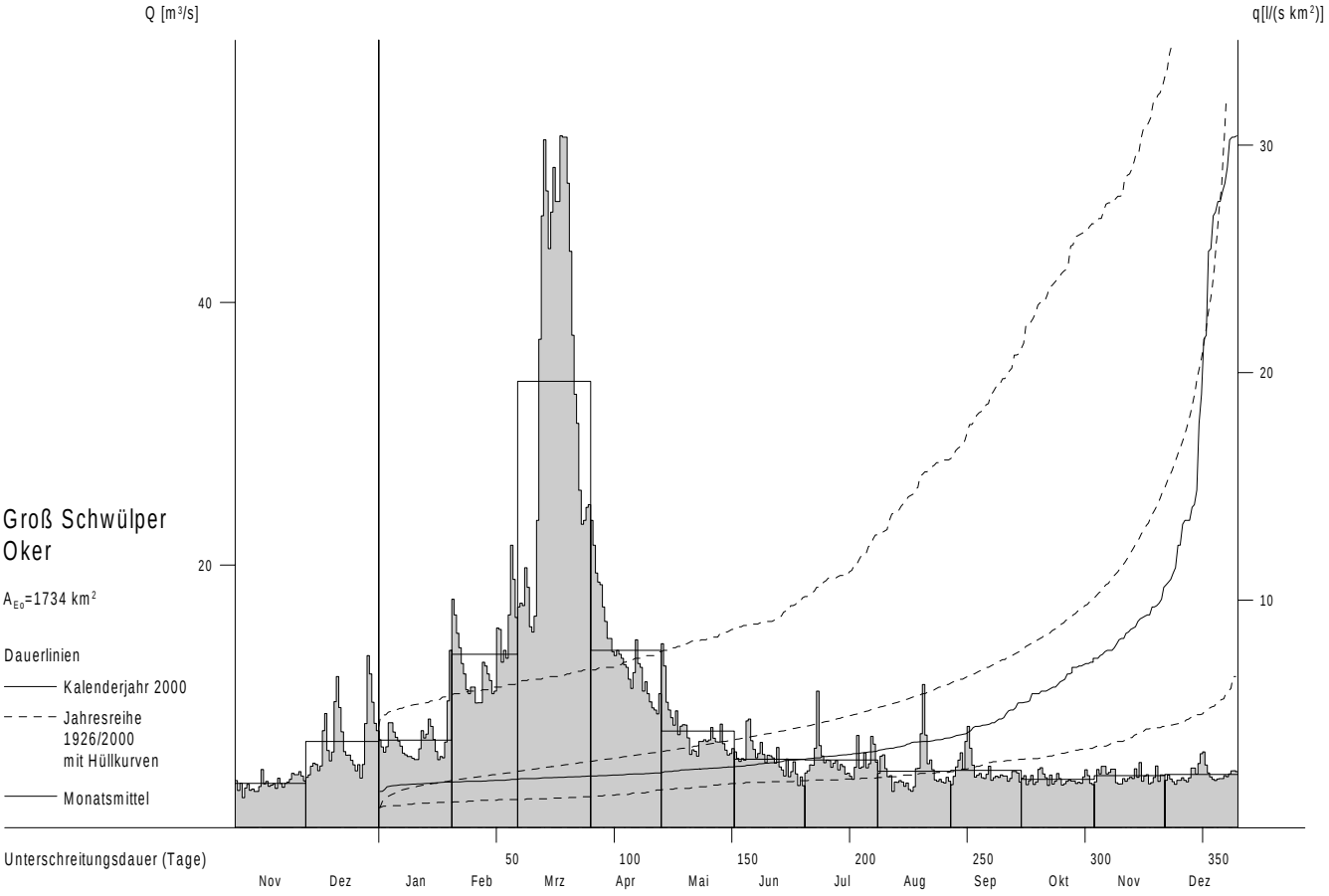


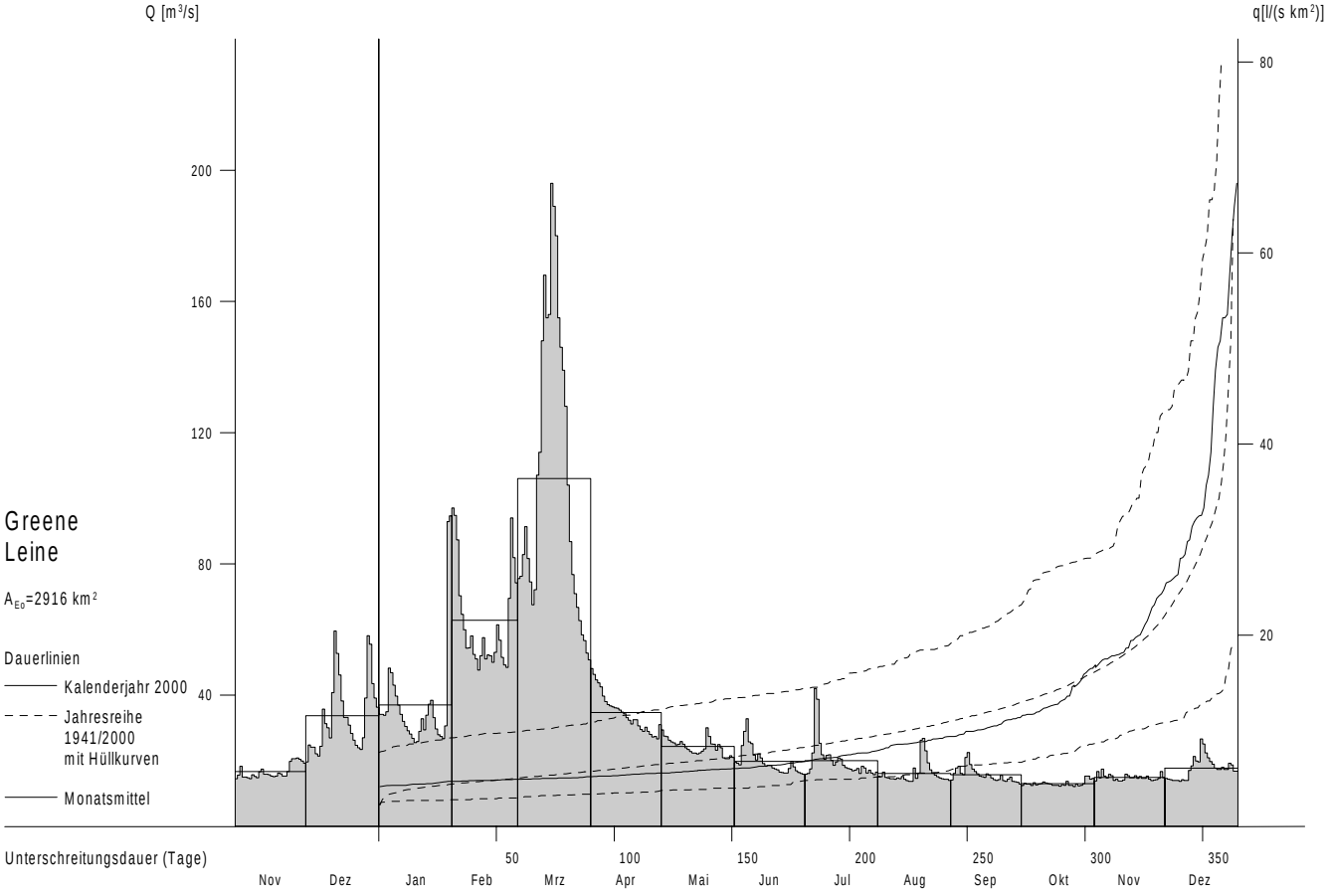

# Wasserstände oberirdischer Gewässer im Berichtszeitraum

Tagesmittel, mittlerer Jahresgang der Tageswerte

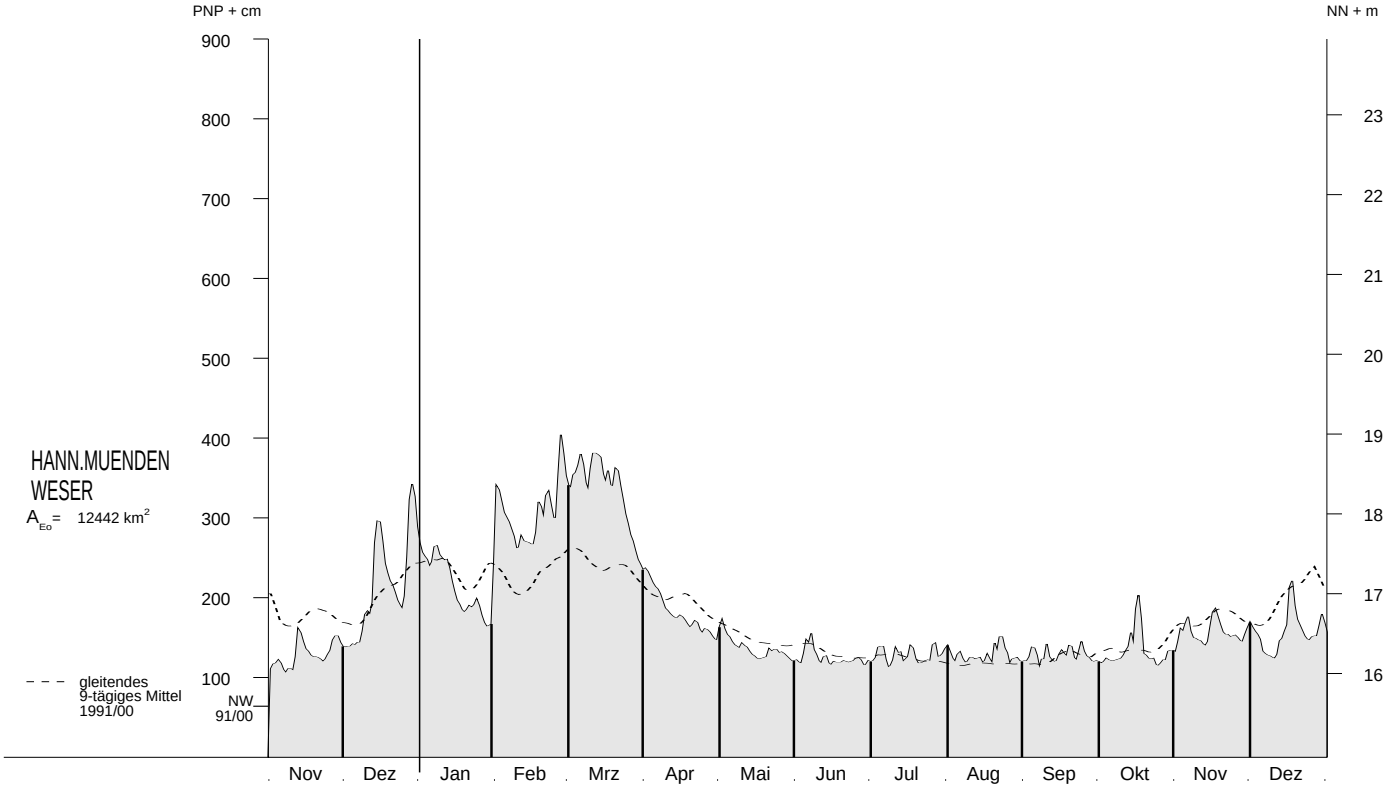


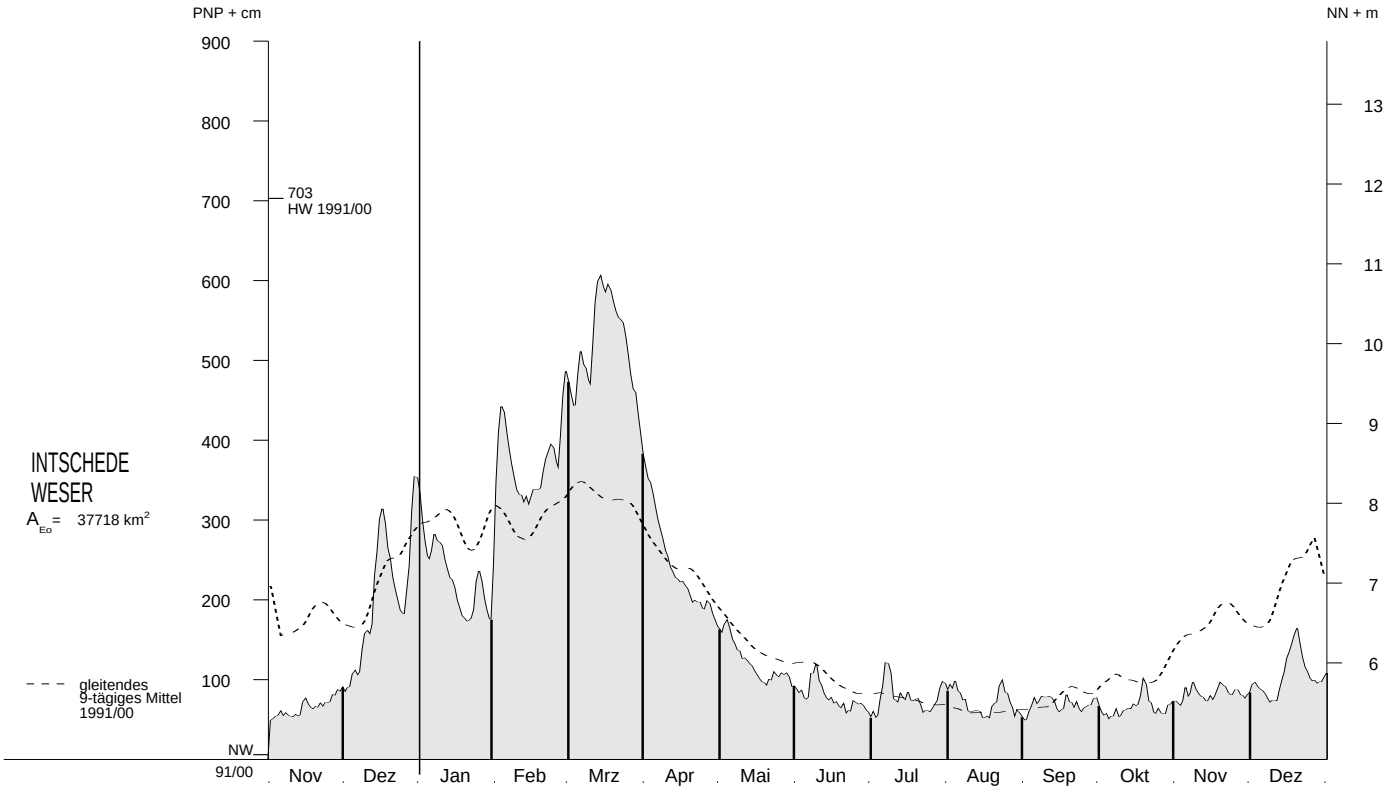

# Abflüsse Q und Schwebstoffe ab 1966

Monatsmittel, Jahresmittel, mehrjährige Mittel

## Intschede / Weser

$A_{Eo}$ = 37718 km$^2$

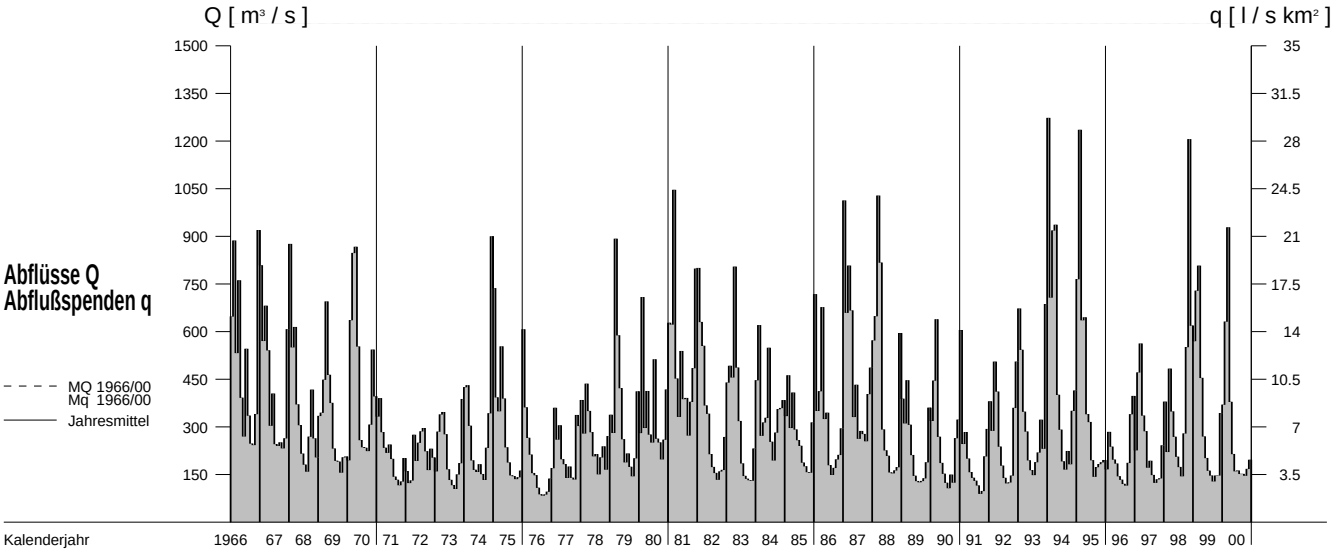


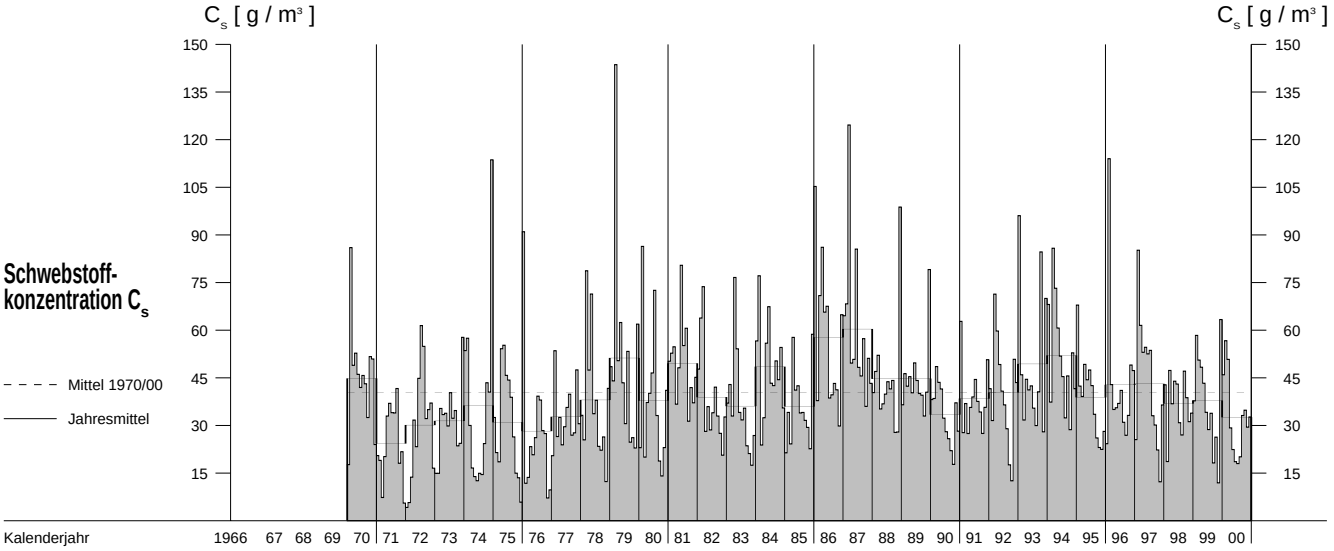


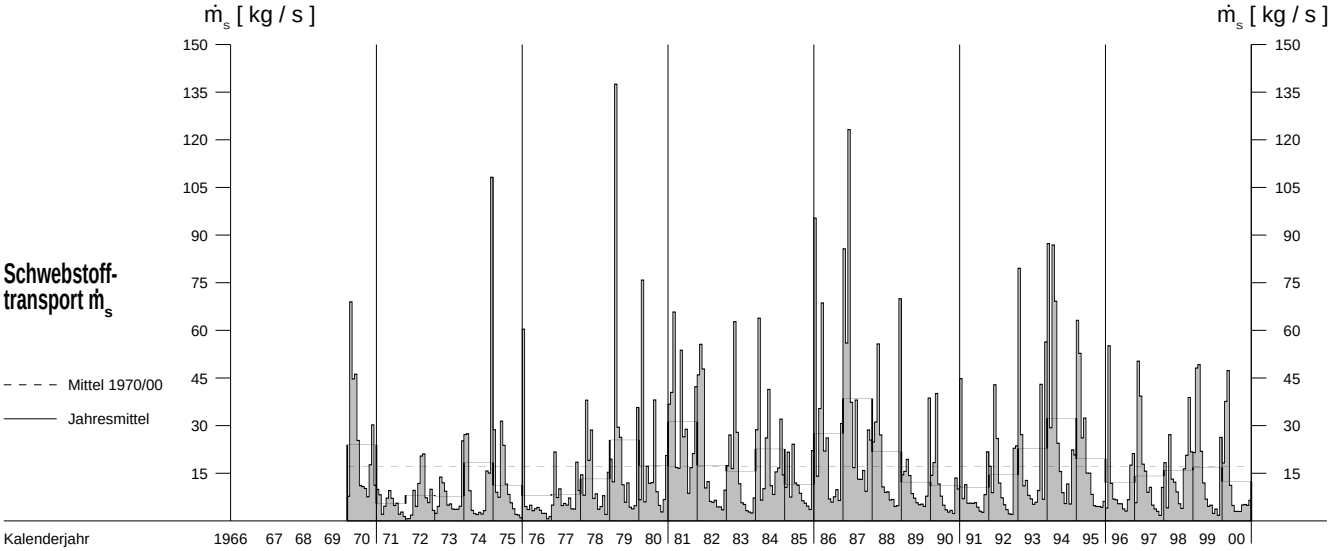

# Grundwasserstände $W_{GW}$ ab 1981

Monatsmittel, mehrjährige Monatsmittel

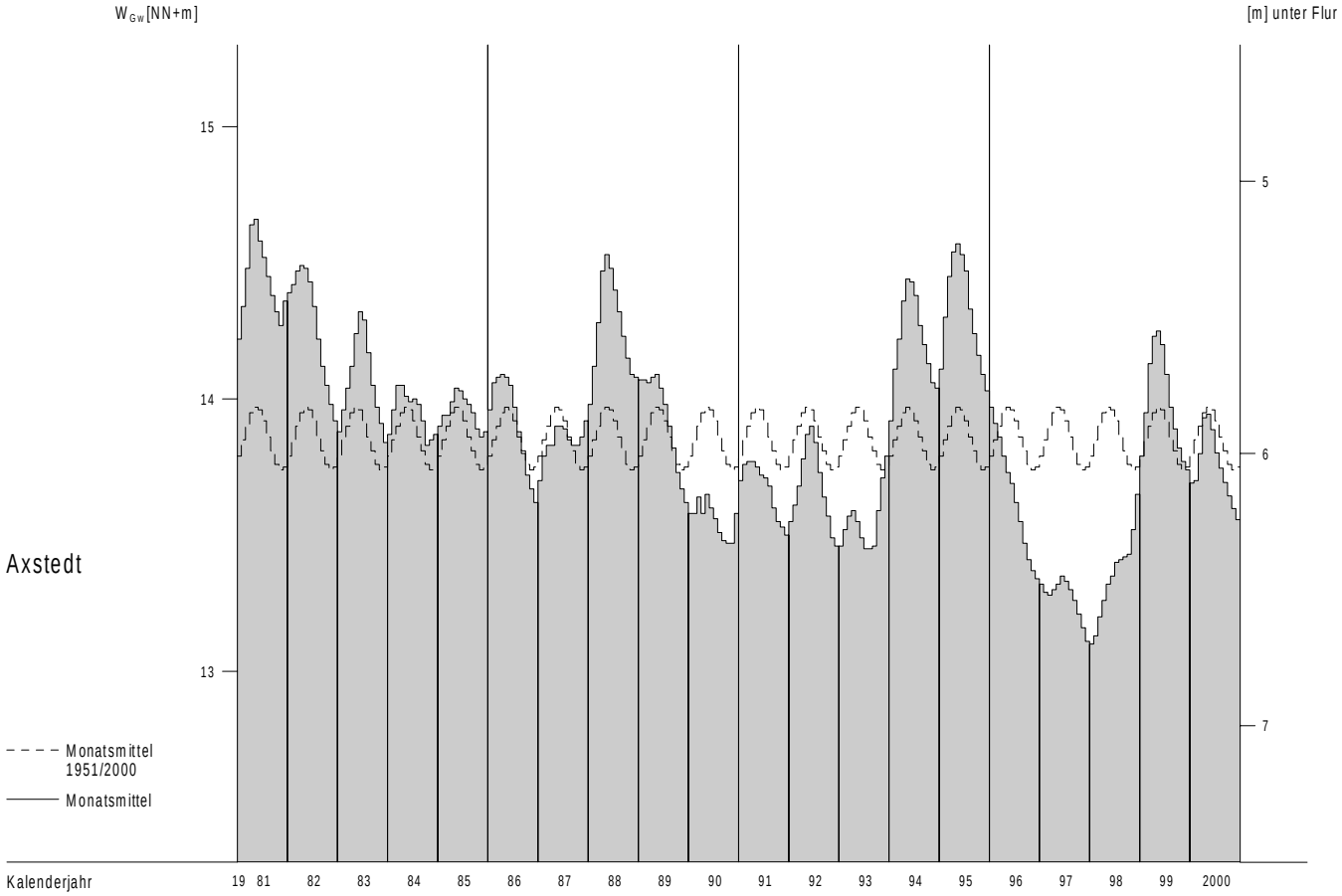


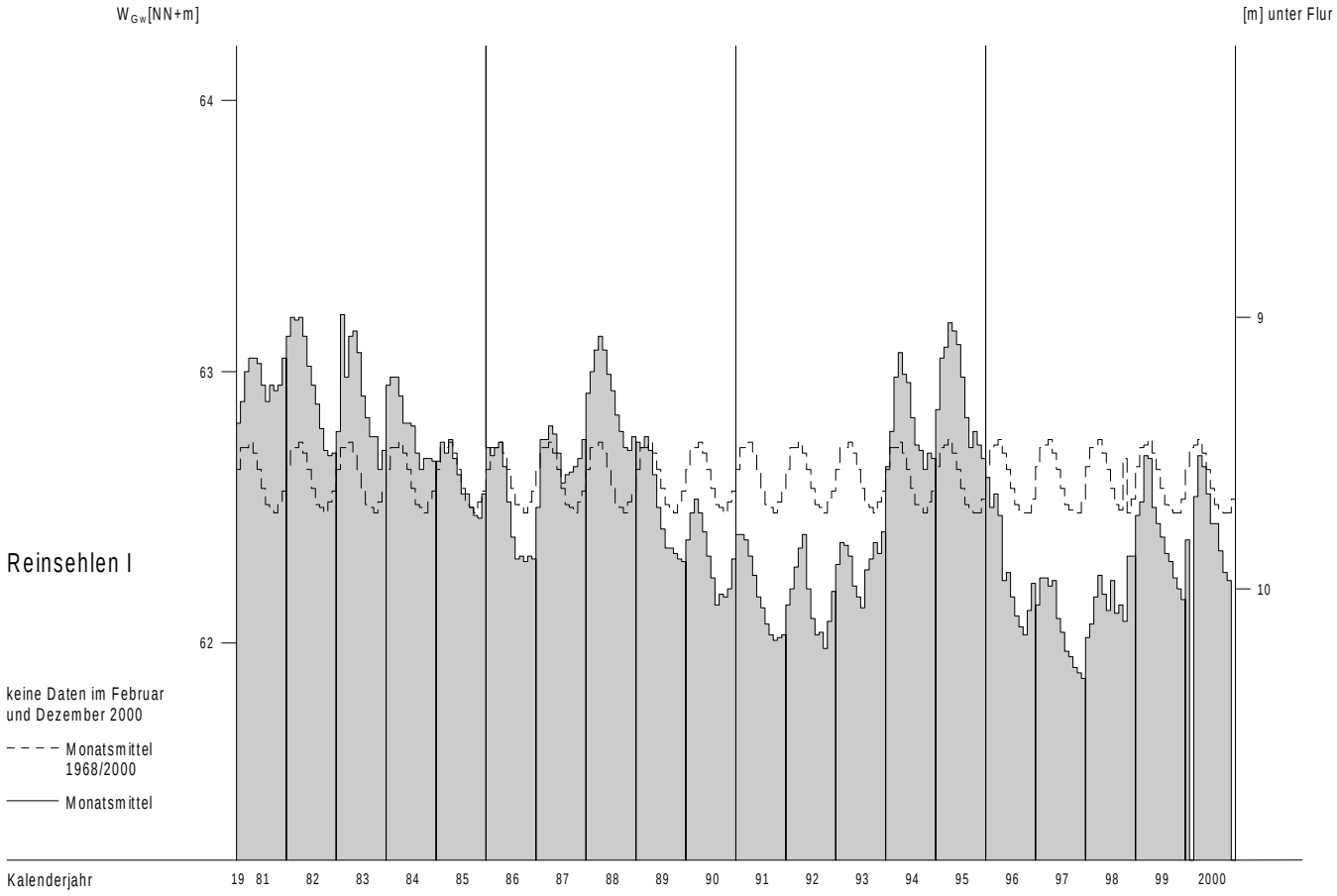

# Grundwasserstände $W_{GW}$ ab 1981

Monatsmittel, mehrjährige Monatsmittel

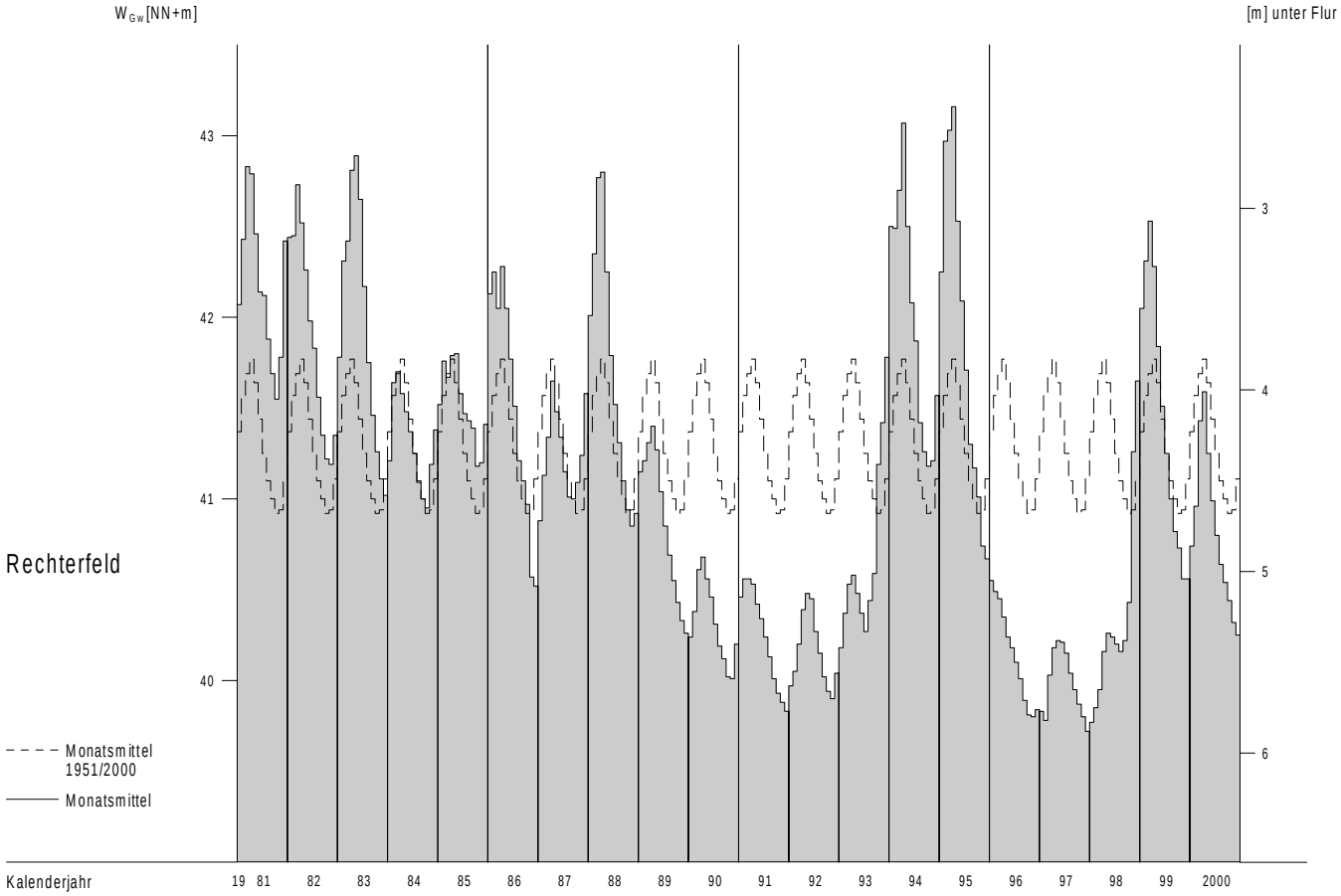


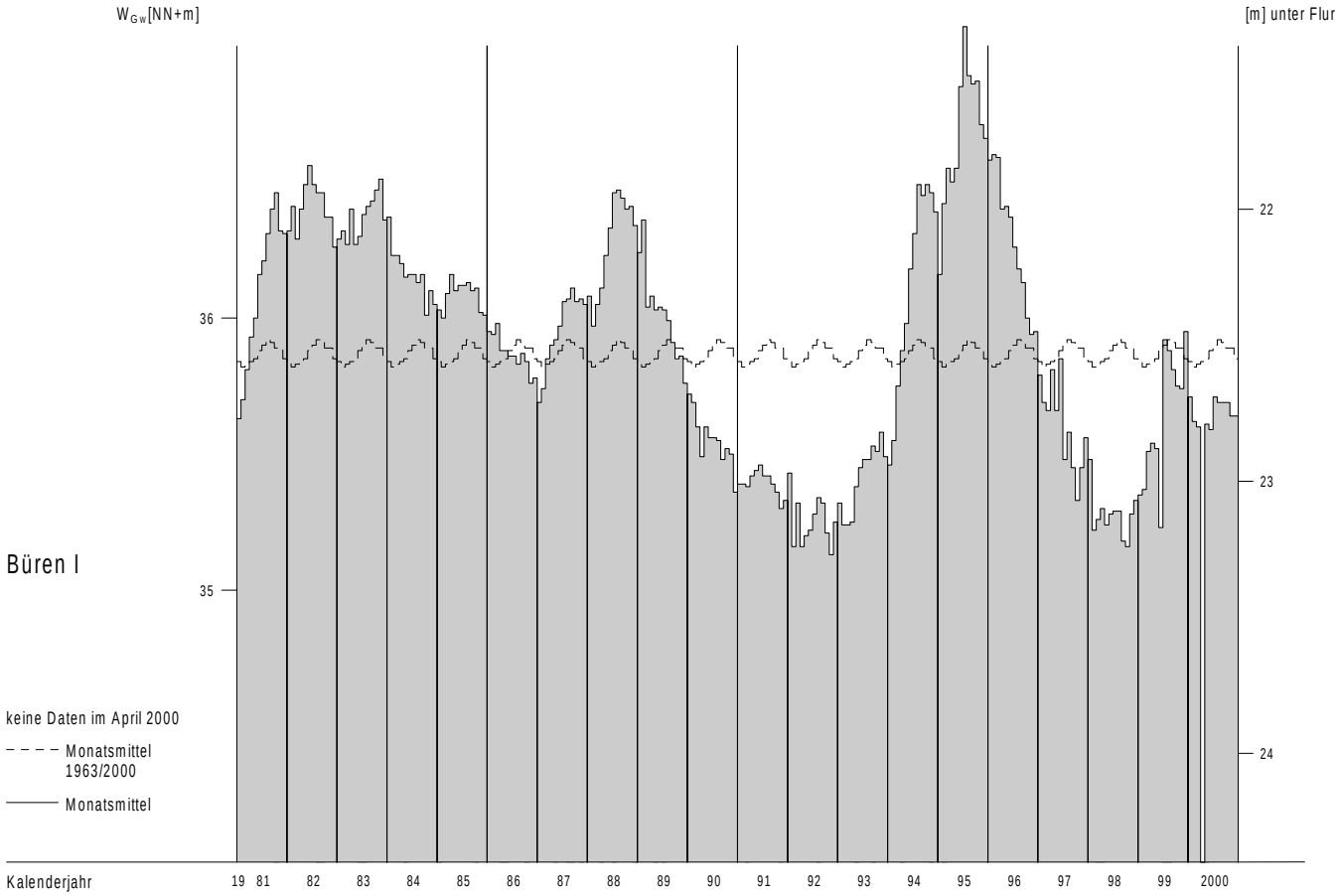

# Grundwasserstände $W_{GW}$ ab 1981

Monatsmittel, mehrjährige Monatsmittel

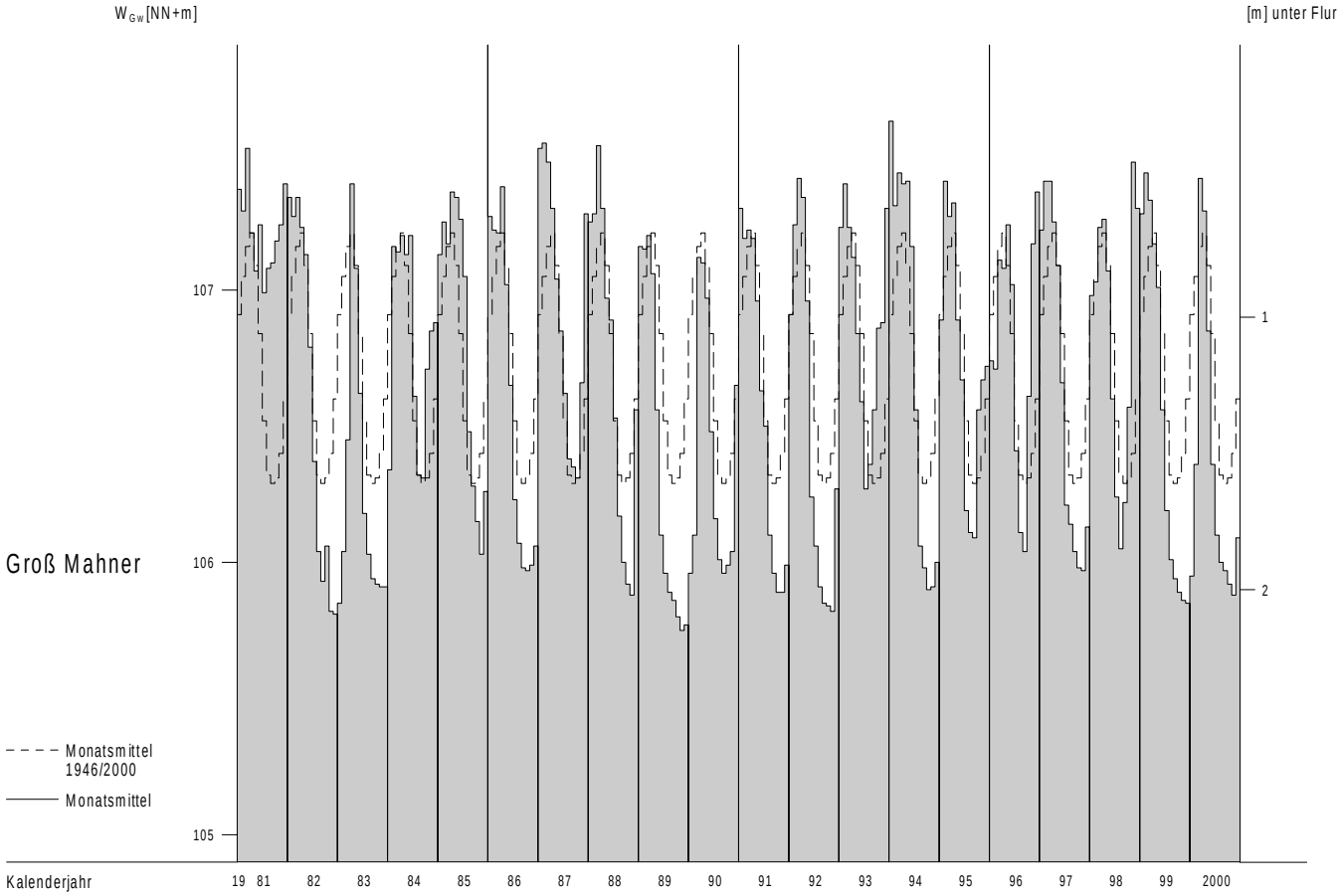


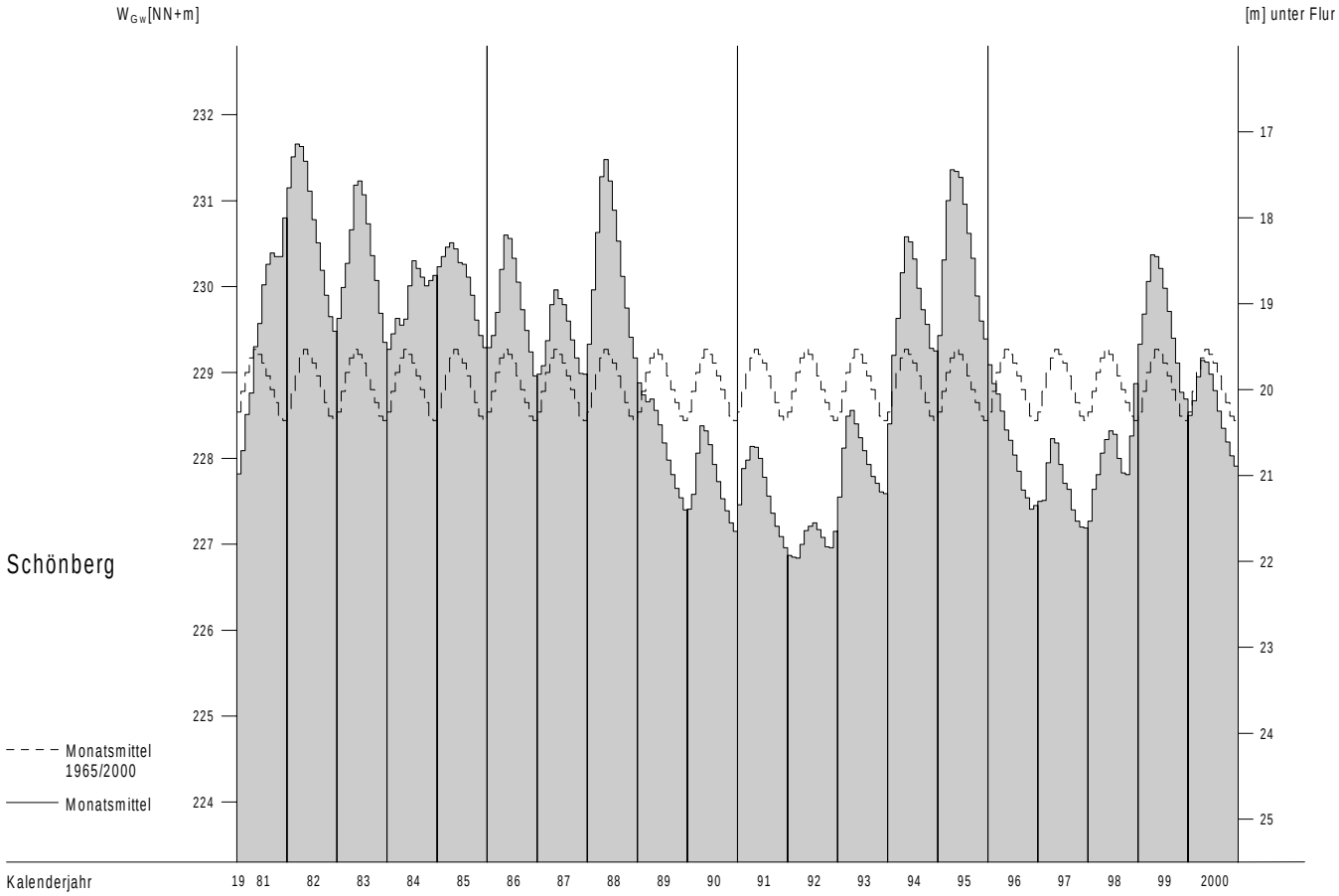

# Grundwasserstände $W_{GW}$ ab 1981

Monatsmittel, mehrjährige Monatsmittel

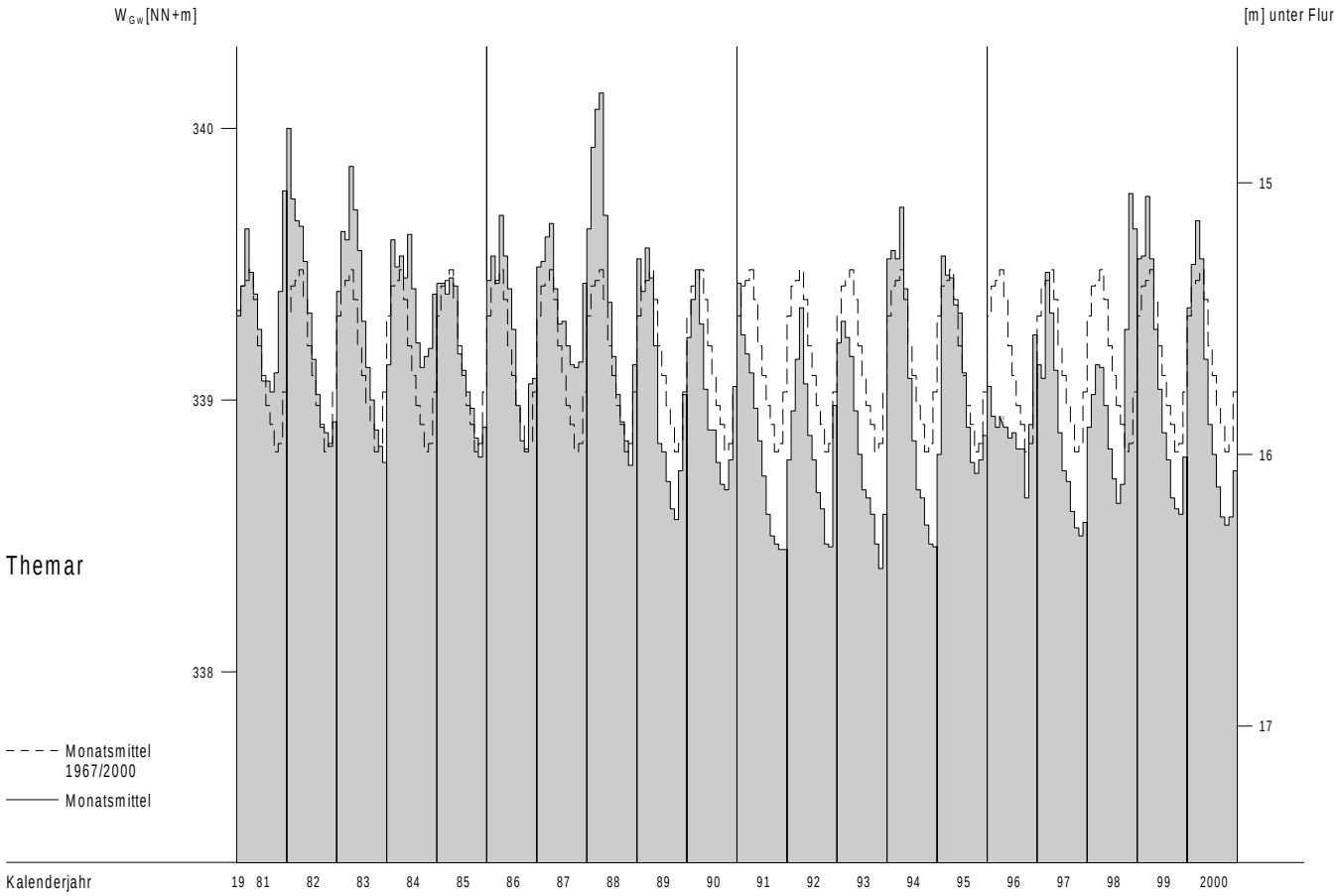

$A_{Eo}$ : 12442 km²
PNP :NN + 114.95 m
Lage: 0.7 km unterh. v.Werra u.Fulda links

W
cm

Pegel : Hann.-Münden Nr. 43100109
Gewässer : Weser
Gebiet : Oberweser

## Tageswerte

| Tag | 1999 Nov | 1999 Dez | 2000 Jan | Feb | Mrz | Apr | Mai | Jun | Jul | Aug | Sep | Okt | Nov | Dez |
|---|---|---|---|---|---|---|---|---|---|---|---|---|---|---|
| 1. | 111 | 138 | 257 | 335 | 338 | 233 | 172 | 119 | 121 | 132 | 121 | 118 | 145 | 163 |
| 2. | 117 | 139 | 252 | 321 | 354 | 226 | 161 | 118 | 125 | 124 | 126 | 120 | 161 | 158 |
| 3. | 118 | 139 | 248 | 307 | 357 | 219 | 154 | 130 | 138 | 120 | 138 | 124 | 158 | 154 |
| 4. | 122 | 142 | 239 | 301 | 366 | 214 | 151 | 147 | 139 | 129 | 137 | 122 | 168 | 148 |
| 5. | 118 | 141 | 245 | 295 | 380 | 211 | 145 | 143 | 139 | 132 | 128 | 121 | 176 | 133 |
| 6. | 110 | 144 | 264 | 286 | 367 | 205 | 141 | 155 | 123 | 124 | 112 | 121 | 158 | 130 |
| 7. | 106 | 144 | 265 | 277 | 344 | 196 | 139 | 135 | 113 | 119 | 123 | 122 | 150 | 128 |
| 8. | 111 | 158 | 254 | 262 | 335 | 187 | 137 | 129 | 115 | 120 | 123 | 123 | 149 | 127 |
| 9. | 111 | 179 | 250 | 263 | 362 | 184 | 143 | 121 | 122 | 125 | 142 | 124 | 147 | 125 |
| 10. | 109 | 183 | 247 | 277 | 381 | 180 | 140 | 118 | 137 | 125 | 126 | 128 | 146 | 124 |
| 11. | 126 | 179 | 248 | 271 | 381 | 177 | 138 | 126 | 131 | 123 | 122 | 134 | 142 | 129 |
| 12. | 161 | 194 | 237 | 270 | 379 | 175 | 133 | 127 | 132 | 124 | 120 | 139 | 140 | 146 |
| 13. | 156 | 269 | 221 | 269 | 376 | 175 | 129 | 118 | 120 | 125 | 121 | 156 | 145 | 149 |
| 14. | 145 | 296 | 208 | 267 | 355 | 178 | 127 | 116 | 123 | 119 | 129 | 141 | 164 | 158 |
| 15. | 136 | 295 | 197 | 267 | 345 | 176 | 124 | 120 | 126 | 121 | 134 | 186 | 182 | 166 |
| 16. | 133 | 271 | 192 | 282 | 359 | 172 | 123 | 119 | 140 | 129 | 130 | 203 | 186 | 213 |
| 17. | 128 | 243 | 185 | 320 | 341 | 167 | 124 | 119 | 137 | 123 | 127 | 174 | 176 | 221 |
| 18. | 126 | 231 | 182 | 314 | 340 | 163 | 125 | 119 | 124 | 118 | 140 | 130 | 166 | 190 |
| 19. | 126 | 221 | 185 | 300 | 362 | 166 | 126 | 121 | 118 | 143 | 139 | 128 | 157 | 173 |
| 20. | 125 | 216 | 190 | 328 | 359 | 171 | 136 | 120 | 118 | 133 | 125 | 124 | 154 | 166 |
| 21. | 123 | 207 | 188 | 333 | 340 | 169 | 133 | 119 | 119 | 151 | 122 | 123 | 154 | 159 |
| 22. | 120 | 197 | 191 | 316 | 323 | 160 | 135 | 120 | 121 | 151 | 133 | 124 | 151 | 152 |
| 23. | 123 | 191 | 198 | 300 | 305 | 156 | 135 | 121 | 122 | 137 | 145 | 116 | 152 | 148 |
| 24. | 129 | 186 | 190 | 300 | 293 | 161 | 131 | 124 | 121 | 131 | 133 | 115 | 153 | 147 |
| 25. | 134 | 202 | 178 | 355 | 279 | 160 | 132 | 125 | 141 | 117 | 127 | 118 | 150 | 151 |
| 26. | 147 | 251 | 169 | 404 | 271 | 157 | 130 | 122 | 143 | 123 | 125 | 122 | 146 | 152 |
| 27. | 152 | 323 | 164 | 381 | 259 | 152 | 127 | 116 | 126 | 124 | 121 | 122 | 145 | 152 |
| 28. | 152 | 342 | 165 | 353 | 248 | 148 | 124 | 116 | 127 | 125 | 120 | 133 | 154 | 165 |
| 29. | 144 | 327 | 167 | 341 | 242 | 147 | 121 | 121 | 130 | 121 | 121 | 134 | 162 | 179 |
| 30. | 139 | 289 | 242 | | 235 | 163 | 121 | 120 | 136 | 120 | 120 | 134 | 169 | 169 |
| 31. | | 269 | 340 | | 237 | | 122 | | 140 | 121 | | 132 | | 157 |

## Hauptwerte

| | 1999 Nov | 1999 Dez | 2000 Jan | Feb | Mrz | Apr | Mai | Jun | Jul | Aug | Sep | Okt | Nov | Dez |
|---|---|---|---|---|---|---|---|---|---|---|---|---|---|---|
| Tag | 7. | 1. | 27. | 8. | 30. | 29. | 29.+ | 14.+ | 7. | 25. | 6. | 24. | 12. | 10. |
| NW | 106 | 138 | 164 | 262 | 235 | 147 | 121 | 116 | 113 | 117 | 112 | 115 | 140 | 124 |
| MW | 129 | 216 | 218 | 307 | 329 | 178 | 135 | 124 | 128 | 127 | 128 | 133 | 157 | 156 |
| HW | 169 | 345 | 352 | 413 | 387 | 238 | 176 | 198 | 158 | 174 | 155 | 211 | 197 | 229 |
| Tag | 12. | 28. | 31. | 26. | 11. | 1. | 1. | 3. | 3. | 19. | 23. | 16. | 15. | 16.+ |

| | 1990/1999 | | 1991/2000 | | | | | | 10 Jahre | | | | | |
|---|---|---|---|---|---|---|---|---|---|---|---|---|---|---|
| Jahr | 1991 | 1991 | 1996 | 1996 | 1996 | 1991 | 1993 | 1993 + | 1993 | 1993 | 1991 | 1991 | 1991 | 1991 |
| NW | 73 | 81 | 91 | 93 | 110 | 122 | 109 | 105 | 98 | 99 | 64 | 71 | 73 | 81 |
| MNW | 128 | 132 | 157 | 171 | 178 | 156 | 127 | 115 | 110 | 108 | 105 | 110 | 130 | 132 |
| MW | 177 | 208 | 239 | 223 | 239 | 198 | 151 | 133 | 125 | 118 | 125 | 140 | 176 | 206 |
| MHW | 262 | 342 | 367 | 351 | 349 | 278 | 200 | 193 | 176 | 166 | 191 | 216 | 255 | 328 |
| HW | 549 | 570 | 633 | 632 | 462 | 565 | 239 | 264 | 205 | 193 | 342 | 486 | 549 | 570 |
| Jahr | 1998 | 1993 | 1995 | 1995 | 1999 | 1994 | 1995 | 1995 | 1996 | 1998 | 1998 | 1998 | 1998 | 1993 |

| | Abflußjahr (*) 2000 Jahr | Datum | Winter | Sommer | Kalenderjahr 2000 Jahr | Datum |
|---|---|---|---|---|---|---|
| NW cm | 106 | am 07.11.1999 | 106 | 112 | 112 | am 06.09.2000 |
| MW cm | 179 | | 230 | 129 | 176 | |
| HW cm | 413 | am 26.02.2000 | 413 | 211 | 413 | am 26.02.2000 |

| | 1991/2000 (*) 10 Jahre | | | | 1991/2000 | |
|---|---|---|---|---|---|---|
| NW cm | 64 | am 15.09.1991 | 73 | 64 | 64 | am 15.09.1991 |
| MNW cm | 94 | | 113 | 100 | 97 | |
| MW cm | 173 | | 214 | 132 | 172 | |
| MHW cm | 475 | | 464 | 252 | 474 | |
| HW cm | 633 | am 31.01.1995 | 633 | 486 | 633 | am 31.01.1995 |

## Extremwerte

| | Niedrigwasser cm | Datum | Hochwasser cm | Datum |
|---|---|---|---|---|
| 1 | 59 | 14.10.1921 | 836 *) | 17.05.1943 |
| 2 | 63 | 17.09.1959 | 766 | 10.02.1946 |
| 3 | 64 | 15.09.1991 | 722 | 01.01.1926 |
| 4 | 66 | 02.11.1949 | 652 | 06.11.1940 |
| 5 | 70 | 13.09.1964 | 652 | 29.11.1939 |
| 6 | 71 | 31.10.1976 | 642 | 15.03.1947 |
| 7 | 71 | 28.08.1934 | 633 | 31.01.1995 |
| 8 | 74 | 06.01.1938 | 629 | 20.03.1942 |
| 9 | 75 | 07.01.1954 | 592 | 15.01.1948 |
| 10 | 77 | 31.12.1978 | 590 | 26.10.1923 |

## Dauertabelle

| Unterschreitungsdauer in Tagen | Unterschrittene Wasserstände cm: Abflußjahr (*) 2000 | Kalenderjahr 2000 | 1991/2000 10 Kalenderjahre: Obere Hüllwerte | Mittlere Werte | Untere Hüllwerte |
|---|---|---|---|---|---|
| (365) | | | | | |
| 364 | 404 | 404 | 618 | 542 | 286 |
| 363 | 404 | 404 | 604 | 521 | 280 |
| 362 | 381 | 381 | 587 | 489 | 275 |
| 361 | 380 | 380 | 576 | 454 | 275 |
| 360 | 379 | 379 | 562 | 437 | 267 |
| 359 | 376 | 376 | 554 | 423 | 265 |
| 358 | 367 | 367 | 546 | 404 | 258 |
| 357 | 366 | 366 | 542 | 394 | 256 |
| 356 | 366 | 366 | 526 | 387 | 256 |
| 350 | 355 | 355 | 453 | 349 | 236 |
| 340 | 340 | 338 | 394 | 315 | 220 |
| 330 | 320 | 307 | 357 | 285 | 210 |
| 320 | 296 | 279 | 334 | 264 | 192 |
| 300 | 263 | 248 | 284 | 233 | 170 |
| 270 | 207 | 187 | 242 | 197 | 146 |
| 240 | 176 | 167 | 214 | 174 | 135 |
| 210 | 152 | 155 | 193 | 156 | 126 |
| 183 | 140 | 146 | 179 | 144 | 120 |
| 150 | 134 | 136 | 162 | 133 | 113 |
| 130 | 129 | 132 | 152 | 128 | 110 |
| 120 | 127 | 130 | 146 | 126 | 109 |
| 110 | 126 | 128 | 141 | 124 | 105 |
| 100 | 125 | 127 | 135 | 123 | 104 |
| 90 | 125 | 126 | 133 | 121 | 102 |
| 80 | 124 | 125 | 131 | 120 | 97 |
| 70 | 123 | 124 | 129 | 118 | 92 |
| 60 | 122 | 123 | 128 | 116 | 82 |
| 50 | 122 | 122 | 126 | 113 | 79 |
| 40 | 121 | 122 | 125 | 111 | 76 |
| 30 | 120 | 121 | 123 | 108 | 74 |
| 25 | 119 | 120 | 123 | 106 | 74 |
| 20 | 119 | 120 | 122 | 104 | 73 |
| 15 | 118 | 119 | 121 | 102 | 72 |
| 10 | 116 | 119 | 119 | 98 | 70 |
| 9 | 116 | 118 | 118 | 97 | 69 |
| 8 | 115 | 117 | 117 | 94 | 68 |
| 7 | 113 | 117 | 117 | 92 | 68 |
| 6 | 112 | 117 | 117 | 83 | 68 |
| 5 | 112 | 117 | 117 | 80 | 68 |
| 4 | 112 | 116 | 116 | 77 | 66 |
| 3 | 111 | 116 | 116 | 75 | 66 |
| 2 | 110 | 115 | 115 | 74 | 66 |
| 1 | 109 | 113 | 113 | 70 | 65 |
| 0 | 106 | 112 | 112 | 64 | 64 |

(*) Abflußjahr: 1.11. des Vorjahres bis 31.10.

Extremwerte ab 1921
die Wasserstände sind durch Talsperrenbetrieb beeinflußt
Wasserstände bis 1954 für Weser-Km -0.08
*) durch Bruch der Edertalsperre
eisfrei

BfG Koblenz

$A_{Eo}$ : 12996 km²
PNP :NN + 98.00 m
Lage: 36.0 km unterh. v.Werra u.Fulda rechts

W
cm

Pegel : Wahmbeck Nr. 43900105
Gewässer : Weser
Gebiet : Oberweser

## Tageswerte

| Tag | 1999 Nov | 1999 Dez | 2000 Jan | Feb | Mrz | Apr | Mai | Jun | Jul | Aug | Sep | Okt | Nov | Dez |
|---|---|---|---|---|---|---|---|---|---|---|---|---|---|---|
| 1. | 136 | 159 | 281 | 358 | 355 | 261 | 200 | 148 | 149 | 162 | 147 | 145 | 161 | 188 |
| 2. | 142 | 160 | 275 | 343 | 367 | 254 | 191 | 145 | 149 | 153 | 151 | 145 | 186 | 183 |
| 3. | 145 | 161 | 271 | 329 | 377 | 248 | 184 | 144 | 162 | 149 | 160 | 149 | 180 | 180 |
| 4. | 147 | 164 | 264 | 322 | 381 | 243 | 179 | 184 | 172 | 151 | 165 | 149 | 188 | 176 |
| 5. | 148 | 162 | 270 | 317 | 394 | 239 | 175 | 169 | 175 | 157 | 159 | 146 | 200 | 161 |
| 6. | 136 | 166 | 281 | 308 | 385 | 235 | 170 | 187 | 156 | 150 | 144 | 147 | 186 | 157 |
| 7. | 132 | 168 | 289 | 300 | 363 | 226 | 167 | 166 | 144 | 141 | 147 | 146 | 174 | 154 |
| 8. | 137 | 180 | 277 | 287 | 356 | 217 | 165 | 160 | 142 | 142 | 150 | 149 | 174 | 153 |
| 9. | 139 | 196 | 272 | 286 | 391 | 213 | 170 | 150 | 149 | 148 | 162 | 149 | 172 | 152 |
| 10. | 135 | 210 | 268 | 296 | 405 | 210 | 169 | 145 | 164 | 149 | 159 | 152 | 171 | 149 |
| 11. | 145 | 204 | 269 | 294 | 403 | 207 | 166 | 149 | 160 | 147 | 147 | 156 | 168 | 153 |
| 12. | 179 | 215 | 262 | 290 | 397 | 204 | 162 | 158 | 159 | 145 | 148 | 161 | 165 | 165 |
| 13. | 180 | 279 | 246 | 290 | 395 | 204 | 158 | 147 | 148 | 148 | 147 | 176 | 166 | 176 |
| 14. | 168 | 315 | 234 | 289 | 377 | 207 | 155 | 143 | 147 | 144 | 150 | 170 | 185 | 180 |
| 15. | 158 | 318 | 222 | 289 | 367 | 206 | 152 | 145 | 150 | 145 | 161 | 189 | 196 | 187 |
| 16. | 154 | 298 | 216 | 297 | 380 | 202 | 151 | 147 | 162 | 155 | 157 | 224 | 212 | 222 |
| 17. | 150 | 270 | 209 | 332 | 362 | 197 | 150 | 145 | 168 | 150 | 154 | 211 | 202 | 247 |
| 18. | 147 | 257 | 206 | 335 | 359 | 193 | 153 | 145 | 152 | 146 | 158 | 162 | 191 | 220 |
| 19. | 147 | 247 | 208 | 320 | 376 | 193 | 153 | 148 | 144 | 169 | 170 | 154 | 184 | 201 |
| 20. | 147 | 242 | 213 | 340 | 378 | 199 | 164 | 148 | 145 | 170 | 154 | 152 | 178 | 191 |
| 21. | 144 | 232 | 214 | 352 | 360 | 199 | 161 | 146 | 145 | 170 | 148 | 148 | 179 | 186 |
| 22. | 141 | 222 | 216 | 336 | 345 | 192 | 162 | 146 | 146 | 179 | 156 | 149 | 176 | 178 |
| 23. | 142 | 215 | 224 | 321 | 328 | 186 | 164 | 147 | 148 | 164 | 168 | 144 | 177 | 173 |
| 24. | 151 | 210 | 217 | 319 | 317 | 190 | 160 | 151 | 146 | 156 | 164 | 141 | 177 | 171 |
| 25. | 156 | 219 | 205 | 365 | 304 | 189 | 160 | 154 | 162 | 146 | 154 | 142 | 176 | 175 |
| 26. | 166 | 264 | 195 | 417 | 296 | 187 | 159 | 152 | 168 | 146 | 153 | 147 | 171 | 176 |
| 27. | 174 | 339 | 189 | 402 | 285 | 181 | 156 | 144 | 158 | 151 | 149 | 147 | 170 | 176 |
| 28. | 174 | 360 | 190 | 374 | 274 | 177 | 152 | 143 | 155 | 151 | 146 | 156 | 174 | 183 |
| 29. | 167 | 349 | 195 | 360 | 268 | 175 | 149 | 147 | 154 | 147 | 148 | 159 | 184 | 200 |
| 30. | 161 | 316 | 268 | | 260 | 186 | 149 | 148 | 163 | 146 | 146 | 160 | 191 | 196 |
| 31. | | 294 | 355 | | 262 | | 149 | | 170 | 148 | | 158 | | 184 |

## Hauptwerte

| | 1999 Nov | 1999 Dez | 2000 Jan | Feb | Mrz | Apr | Mai | Jun | Jul | Aug | Sep | Okt | Nov | Dez |
|---|---|---|---|---|---|---|---|---|---|---|---|---|---|---|
| Tag | 7. | 1. | 27. | 9. | 30. | 29. | 29.+ | 14.+ | 8. | 7. | 6. | 24. | 1. | 10. |
| NW | 132 | 159 | 189 | 286 | 260 | 175 | 149 | 143 | 142 | 141 | 144 | 141 | 161 | 149 |
| MW | 152 | 238 | 242 | 327 | 351 | 207 | 163 | 152 | 155 | 152 | 154 | 157 | 180 | 181 |
| HW | 190 | 363 | 372 | 423 | 427 | 264 | 204 | 217 | 185 | 201 | 177 | 227 | 218 | 251 |
| Tag | 12. | 28. | 31. | 26. | 9. | 1. | 1. | 4. | 4. | 19. | 19. | 16. | 16. | 17. |

| | 1990/1999 | | 1991/2000 | | | | | | | 10 Jahre | | | | |
|---|---|---|---|---|---|---|---|---|---|---|---|---|---|---|
| Jahr | 1991 | 1991 | 1996 | 1996 | 1996 | 1991 | 1992 | 1996 | 1993 | 1991 + | 1991 | 1991 | 1991 | 1991 |
| NW | 99 | 105 | 105 | 115 | 136 | 149 | 136 | 133 | 122 | 125 | 87 | 96 | 99 | 105 |
| MNW | 154 | 159 | 183 | 197 | 205 | 185 | 154 | 142 | 136 | 134 | 132 | 135 | 156 | 158 |
| MW | 202 | 233 | 262 | 248 | 264 | 225 | 178 | 160 | 152 | 144 | 151 | 166 | 201 | 231 |
| MHW | 282 | 358 | 379 | 368 | 369 | 298 | 224 | 214 | 198 | 188 | 208 | 239 | 275 | 346 |
| HW | 561 | 559 | 608 | 611 | 479 | 558 | 262 | 286 | 222 | 210 | 362 | 493 | 561 | 559 |
| Jahr | 1998 | 1993 | 1995 | 1995 | 1999 | 1994 | 1995 | 1995 | 1996 | 1994 | 1998 | 1998 | 1998 | 1993 |

| | Abflußjahr (*) 2000 Jahr | Datum | Winter | Sommer | Kalenderjahr 2000 Jahr | Datum |
|---|---|---|---|---|---|---|
| NW cm | 132 | am 07.11.1999 | 132 | 141 | 141 | am 07.08.2000 |
| MW cm | 204 | | 253 | 156 | 201 | |
| HW cm | 427 | am 09.03.2000 | 427 | 227 | 427 | am 09.03.2000 |

| | 1991/2000 (*) 10 Jahre | | | | 1991/2000 | |
|---|---|---|---|---|---|---|
| NW cm | 87 | am 14.09.1991 | 99 | 87 | 87 | am 14.09.1991 |
| MNW cm | 118 | | 140 | 126 | 122 | |
| MW cm | 199 | | 239 | 158 | 198 | |
| MHW cm | 479 | | 469 | 273 | 480 | |
| HW cm | 611 | am 01.02.1995 | 611 | 493 | 611 | am 01.02.1995 |

## Extremwerte

| | Niedrigwasser cm | Datum | Hochwasser cm | Datum |
|---|---|---|---|---|
| 1 | 87 | 14.09.1991 | 611 | 01.02.1995 |
| 2 | 105 | 26.01.1996 | 571 | 12.03.1981 |
| 3 | 105 | 14.12.1991 | 561 | 01.11.1998 |
| 4 | 108 | 14.11.1983 | 560 | 09.02.1984 |
| 5 | 108 | 01.11.1976 | 559 | 23.12.1993 |
| 6 | 109 | 31.12.1976 | 559 | 01.06.1984 |
| 7 | 110 | 24.10.1990 | 558 | 16.04.1994 |
| 8 | 114 | 05.10.1973 | 557 | 05.06.1981 |
| 9 | 118 | 31.10.1997 | 556 | 26.03.1987 |
| 10 | 119 | 06.10.1982 | 550 | 02.01.1987 |

## Dauertabelle

| Unterschreitungsdauer in Tagen | Unterschrittene Wasserstände cm: Abfluß-jahr (*) 2000 | Kalender jahr 2000 | 1991/2000 10 Kalenderjahre: Obere Hüllwerte | Mittlere Werte | Untere Hüllwerte |
|---|---|---|---|---|---|
| (365) | | | | | |
| 364 | 405 | 405 | 600 | 541 | 312 |
| 363 | 403 | 403 | 596 | 520 | 304 |
| 362 | 402 | 402 | 585 | 491 | 300 |
| 361 | 397 | 397 | 573 | 468 | 299 |
| 360 | 395 | 395 | 559 | 455 | 298 |
| 359 | 394 | 394 | 551 | 439 | 296 |
| 358 | 391 | 391 | 549 | 423 | 291 |
| 357 | 385 | 385 | 543 | 414 | 289 |
| 356 | 381 | 381 | 526 | 406 | 280 |
| 350 | 374 | 374 | 468 | 373 | 260 |
| 340 | 358 | 356 | 418 | 335 | 247 |
| 330 | 336 | 329 | 385 | 309 | 240 |
| 320 | 318 | 300 | 356 | 288 | 217 |
| 300 | 285 | 270 | 311 | 260 | 194 |
| 270 | 234 | 213 | 273 | 225 | 172 |
| 240 | 204 | 192 | 241 | 201 | 161 |
| 210 | 177 | 180 | 220 | 182 | 153 |
| 183 | 167 | 171 | 205 | 171 | 147 |
| 150 | 160 | 163 | 189 | 160 | 140 |
| 130 | 156 | 159 | 180 | 155 | 136 |
| 120 | 154 | 157 | 174 | 153 | 134 |
| 110 | 152 | 155 | 168 | 151 | 130 |
| 100 | 151 | 153 | 163 | 149 | 129 |
| 90 | 150 | 152 | 159 | 148 | 127 |
| 80 | 149 | 150 | 157 | 146 | 122 |
| 70 | 149 | 150 | 155 | 145 | 117 |
| 60 | 148 | 149 | 154 | 142 | 108 |
| 50 | 148 | 148 | 152 | 140 | 105 |
| 40 | 147 | 148 | 150 | 137 | 102 |
| 30 | 146 | 147 | 149 | 134 | 100 |
| 25 | 146 | 146 | 149 | 132 | 99 |
| 20 | 145 | 146 | 148 | 130 | 98 |
| 15 | 144 | 146 | 147 | 128 | 95 |
| 10 | 143 | 145 | 145 | 124 | 93 |
| 9 | 142 | 145 | 145 | 122 | 93 |
| 8 | 142 | 145 | 145 | 119 | 93 |
| 7 | 142 | 144 | 144 | 116 | 93 |
| 6 | 141 | 144 | 144 | 109 | 92 |
| 5 | 139 | 143 | 143 | 106 | 92 |
| 4 | 137 | 143 | 143 | 103 | 90 |
| 3 | 137 | 143 | 143 | 100 | 89 |
| 2 | 136 | 142 | 142 | 99 | 88 |
| 1 | 135 | 142 | 142 | 94 | 88 |
| 0 | 132 | 141 | 141 | 87 | 87 |

(*) Abflußjahr: 1.11. des Vorjahres bis 31.10.

Extremwerte ab 1973
die Wasserstände sind durch Talsperrenbetrieb beeinflußt
eisfrei

$A_{Eo}$ : 14794 km²
PNP :NN + 94.05 m
Lage: 45.5 km unterh. v.Werra u.Fulda rechts

W
cm

Pegel : Karlshafen Nr. 45100100
Gewässer : Weser
Gebiet : Oberweser

## Tageswerte

| Tag | 1999 Nov | 1999 Dez | 2000 Jan | Feb | Mrz | Apr | Mai | Jun | Jul | Aug | Sep | Okt | Nov | Dez |
|---|---|---|---|---|---|---|---|---|---|---|---|---|---|---|
| 1. | 103 | 127 | 263 | 357 | 352 | 244 | 169 | 115 | 112 | 129 | 110 | 112 | 124 | 153 |
| 2. | 108 | 129 | 255 | 341 | 366 | 236 | 162 | 111 | 113 | 119 | 114 | 113 | 152 | 149 |
| 3. | 114 | 129 | 251 | 324 | 377 | 229 | 154 | 110 | 124 | 114 | 123 | 109 | 145 | 145 |
| 4. | 112 | 123 | 245 | 314 | 383 | 223 | 148 | 156 | 137 | 116 | 130 | 108 | 154 | 141 |
| 5. | 114 | 125 | 249 | 308 | 394 | 218 | 144 | 138 | 151 | 122 | 123 | 112 | 164 | 127 |
| 6. | 103 | 131 | 256 | 296 | 384 | 214 | 138 | 157 | 128 | 116 | 109 | 111 | 153 | 121 |
| 7. | 98 | 133 | 269 | 286 | 360 | 203 | 135 | 136 | 112 | 106 | 111 | 110 | 140 | 118 |
| 8. | 103 | 146 | 258 | 273 | 350 | 194 | 133 | 128 | 108 | 106 | 117 | 112 | 138 | 118 |
| 9. | 106 | 161 | 251 | 269 | 394 | 189 | 136 | 117 | 113 | 113 | 125 | 112 | 137 | 116 |
| 10. | 101 | 180 | 245 | 278 | 424 | 185 | 137 | 111 | 128 | 113 | 125 | 115 | 135 | 113 |
| 11. | 108 | 173 | 244 | 279 | 415 | 181 | 134 | 116 | 126 | 111 | 112 | 119 | 133 | 117 |
| 12. | 140 | 183 | 236 | 272 | 403 | 178 | 129 | 126 | 124 | 109 | 114 | 125 | 130 | 128 |
| 13. | 147 | 233 | 218 | 273 | 398 | 177 | 125 | 115 | 114 | 112 | 110 | 138 | 130 | 142 |
| 14. | 135 | 292 | 206 | 273 | 380 | 180 | 122 | 109 | 111 | 110 | 113 | 136 | 149 | 144 |
| 15. | 125 | 301 | 195 | 271 | 374 | 180 | 119 | 110 | 115 | 108 | 124 | 151 | 160 | 151 |
| 16. | 119 | 283 | 187 | 277 | 382 | 175 | 118 | 113 | 125 | 117 | 120 | 195 | 178 | 186 |
| 17. | 115 | 257 | 181 | 312 | 366 | 169 | 116 | 110 | 134 | 113 | 119 | 185 | 168 | 218 |
| 18. | 113 | 240 | 177 | 322 | 362 | 165 | 120 | 110 | 118 | 109 | 119 | 132 | 158 | 191 |
| 19. | 113 | 227 | 179 | 307 | 378 | 166 | 121 | 112 | 109 | 134 | 134 | 119 | 150 | 170 |
| 20. | 112 | 218 | 183 | 330 | 381 | 171 | 131 | 112 | 110 | 144 | 118 | 117 | 143 | 158 |
| 21. | 110 | 209 | 187 | 345 | 362 | 171 | 129 | 110 | 110 | 135 | 111 | 113 | 143 | 152 |
| 22. | 107 | 197 | 191 | 328 | 343 | 163 | 128 | 110 | 110 | 145 | 119 | 114 | 140 | 144 |
| 23. | 109 | 186 | 203 | 310 | 324 | 157 | 131 | 112 | 112 | 131 | 129 | 109 | 142 | 138 |
| 24. | 122 | 179 | 196 | 305 | 310 | 162 | 127 | 115 | 110 | 121 | 128 | 106 | 141 | 137 |
| 25. | 126 | 184 | 182 | 360 | 296 | 162 | 127 | 120 | 124 | 111 | 118 | 106 | 141 | 140 |
| 26. | 134 | 225 | 170 | 428 | 286 | 158 | 127 | 117 | 137 | 109 | 118 | 111 | 136 | 141 |
| 27. | 142 | 319 | 162 | 405 | 275 | 152 | 123 | 109 | 126 | 114 | 113 | 112 | 134 | 141 |
| 28. | 142 | 353 | 162 | 373 | 262 | 148 | 119 | 106 | 119 | 115 | 110 | 120 | 137 | 148 |
| 29. | 136 | 340 | 167 | 357 | 255 | 145 | 115 | 109 | 118 | 111 | 110 | 125 | 150 | 165 |
| 30. | 129 | 305 | 247 | | 246 | 154 | 115 | 111 | 129 | 109 | 111 | 125 | 156 | 163 |
| 31. | | 279 | 345 | | 245 | | 116 | | 138 | 111 | | 123 | | 150 |

## Hauptwerte

| | 1999 Nov | 1999 Dez | 2000 Jan | Feb | Mrz | Apr | Mai | Jun | Jul | Aug | Sep | Okt | Nov | Dez |
|---|---|---|---|---|---|---|---|---|---|---|---|---|---|---|
| Tag | 7. | 4. | 27.+ | 9. | 31. | 29. | 29.+ | 28. | 8. | 7.+ | 6. | 24.+ | 1. | 10. |
| NW | 98 | 123 | 162 | 269 | 245 | 145 | 115 | 106 | 108 | 106 | 109 | 106 | 124 | 113 |
| MW | 118 | 212 | 218 | 316 | 349 | 182 | 131 | 118 | 121 | 117 | 118 | 122 | 145 | 146 |
| HW | 154 | 366 | 368 | 433 | 441 | 246 | 174 | 189 | 158 | 170 | 139 | 198 | 182 | 220 |
| Tag | 12. | 27. | 31. | 26. | 9. | 1. | 1. | 4. | 5. | 19. | 19. | 16. | 16. | 17. |
| | 1990/1999 | | 1991/2000 | | | | | | 10 Jahre | | | | | |
| Jahr | 1991 | 1991 | 1996 | 1996 | 1996 | 1991 | 1992 | 1996 | 1993 | 1991 + | 1991 | 1991 | 1991 | 1991 |
| NW | 62 | 72 | 67 | 78 | 101 | 115 | 100 | 93 | 88 | 88 | 50 | 61 | 62 | 72 |
| MNW | 122 | 128 | 156 | 171 | 178 | 155 | 121 | 107 | 100 | 98 | 95 | 102 | 124 | 127 |
| MW | 175 | 209 | 242 | 228 | 246 | 201 | 147 | 128 | 117 | 109 | 116 | 135 | 173 | 206 |
| MHW | 262 | 348 | 364 | 361 | 364 | 280 | 200 | 190 | 168 | 158 | 183 | 218 | 254 | 332 |
| HW | 572 | 552 | 613 | 617 | 488 | 550 | 242 | 267 | 190 | 180 | 357 | 494 | 572 | 552 |
| Jahr | 1998 | 1993 | 1995 | 1995 | 1999 | 1994 | 1995 | 1995 | 1992 | 1998 | 1998 | 1998 | 1998 | 1993 |

| | Abflußjahr (*) 2000 Jahr | Datum | Winter | Sommer | Kalenderjahr 2000 Jahr | Datum |
|---|---|---|---|---|---|---|
| NW cm | 98 | am 07.11.1999 | 98 | 106 | 106 | am 28.06.2000 |
| MW cm | 177 | | 233 | 121 | 173 | |
| HW cm | 441 | am 09.03.2000 | 441 | 198 | 441 | am 09.03.2000 |
| | 1991/2000 (*) 10 Jahre | | | | 1991/2000 | |
| NW cm | 50 | am 14.09.1991 | 62 | 50 | 50 | am 14.09.1991 |
| MNW cm | 83 | | 105 | 91 | 87 | |
| MW cm | 171 | | 217 | 126 | 170 | |
| MHW cm | 477 | | 468 | 255 | 479 | |
| HW cm | 617 | am 01.02.1995 | 617 | 494 | 617 | am 01.02.1995 |

## Extremwerte

| | Niedrigwasser cm | Datum | Hochwasser cm | Datum |
|---|---|---|---|---|
| 1 | 43 | 13.10.1921 | 756 *) | 18.05.1943 |
| 2 | 48 | 18.09.1959 | 746 | 10.02.1946 |
| 3 | 49 | 09.11.1949 | 691 | 02.01.1926 |
| 4 | 50 | 14.09.1991 | 660 | 15.03.1947 |
| 5 | 50 | 14.09.1964 | 629 | 30.11.1939 |
| 6 | 52 | 24.09.1934 | 625 | 17.07.1965 |
| 7 | 54 | 22.09.1976 | 618 | 06.11.1940 |
| 8 | 56 | 31.12.1976 | 617 | 01.02.1995 |
| 9 | 57 | 14.09.1947 | 604 | 20.03.1942 |
| 10 | 60 | 19.12.1953 | 590 | 21.07.1956 |

## Dauertabelle

| Unter schreitungs dauer in Tagen | Unterschrittene Wasserstände cm: Abfluß-jahr (*) 2000 | Kalender jahr 2000 | 1991/2000 10 Kalenderjahre: Obere Hüllwerte | Mittlere Werte | Untere Hüllwerte |
|---|---|---|---|---|---|
| (365) | | | | | |
| 364 | 424 | 424 | 608 | 531 | 295 |
| 363 | 415 | 415 | 605 | 518 | 291 |
| 362 | 405 | 405 | 594 | 491 | 291 |
| 361 | 403 | 403 | 572 | 467 | 286 |
| 360 | 398 | 398 | 559 | 452 | 285 |
| 359 | 398 | 398 | 550 | 438 | 284 |
| 358 | 394 | 394 | 543 | 428 | 282 |
| 357 | 384 | 384 | 537 | 416 | 273 |
| 356 | 383 | 383 | 521 | 406 | 265 |
| 350 | 374 | 374 | 461 | 368 | 244 |
| 340 | 353 | 352 | 416 | 326 | 226 |
| 330 | 328 | 322 | 382 | 298 | 216 |
| 320 | 307 | 296 | 352 | 274 | 190 |
| 300 | 269 | 251 | 298 | 240 | 167 |
| 270 | 209 | 186 | 255 | 200 | 141 |
| 240 | 175 | 163 | 217 | 172 | 130 |
| 210 | 146 | 148 | 195 | 152 | 121 |
| 183 | 133 | 138 | 178 | 138 | 114 |
| 150 | 126 | 129 | 161 | 126 | 106 |
| 130 | 121 | 125 | 149 | 121 | 100 |
| 120 | 120 | 122 | 142 | 119 | 98 |
| 110 | 118 | 120 | 138 | 117 | 93 |
| 100 | 116 | 119 | 131 | 115 | 93 |
| 90 | 115 | 117 | 126 | 113 | 91 |
| 80 | 114 | 116 | 123 | 111 | 88 |
| 70 | 113 | 114 | 122 | 110 | 83 |
| 60 | 113 | 113 | 121 | 107 | 73 |
| 50 | 112 | 113 | 117 | 105 | 69 |
| 40 | 111 | 112 | 115 | 101 | 67 |
| 30 | 111 | 111 | 113 | 98 | 65 |
| 25 | 110 | 111 | 113 | 96 | 64 |
| 20 | 110 | 111 | 112 | 94 | 62 |
| 15 | 109 | 110 | 111 | 92 | 58 |
| 10 | 107 | 110 | 110 | 88 | 56 |
| 9 | 107 | 110 | 110 | 87 | 56 |
| 8 | 107 | 109 | 109 | 84 | 56 |
| 7 | 107 | 109 | 109 | 80 | 56 |
| 6 | 107 | 109 | 109 | 73 | 55 |
| 5 | 106 | 108 | 108 | 70 | 55 |
| 4 | 106 | 108 | 108 | 68 | 53 |
| 3 | 106 | 108 | 108 | 65 | 53 |
| 2 | 103 | 108 | 108 | 62 | 51 |
| 1 | 101 | 108 | 108 | 57 | 51 |
| 0 | 98 | 106 | 106 | 50 | 50 |

(*) Abflußjahr: 1.11. des Vorjahres bis 31.10.

Extremwerte ab 1921
die Wasserstände sind durch Talsperrenbetrieb beeinflußt
Wasserstände bis 1951 für Weser-Km 44.60
*) durch Bruch der Edertalsperre
eisfrei

BfG Koblenz

$A_{Eo}$ : 15924 km²
PNP :NN + 69.39 m
Lage: 110.7 km unterh. v.Werra u.Fulda rechts

W

cm

Pegel : Bodenwerder Nr. 45300200
Gewässer : Weser
Gebiet : Oberweser

## Tageswerte

| Tag | 1999 Nov | 1999 Dez | 2000 Jan | Feb | Mrz | Apr | Mai | Jun | Jul | Aug | Sep | Okt | Nov | Dez |
|---|---|---|---|---|---|---|---|---|---|---|---|---|---|---|
| 1. | 131 | 152 | 293 | 395 | 384 | 281 | 196 | 150 | 142 | 164 | 140 | 139 | 152 | 181 |
| 2. | 130 | 153 | 282 | 378 | 394 | 275 | 201 | 147 | 144 | 155 | 141 | 138 | 162 | 177 |
| 3. | 137 | 155 | 277 | 362 | 409 | 268 | 192 | 145 | 148 | 148 | 148 | 139 | 175 | 174 |
| 4. | 138 | 158 | 272 | 347 | 417 | 262 | 186 | 160 | 164 | 145 | 158 | 142 | 174 | 170 |
| 5. | 140 | 160 | 275 | 340 | 421 | 256 | 182 | 177 | 185 | 149 | 157 | 142 | 181 | 165 |
| 6. | 136 | 158 | 278 | 331 | 420 | 251 | 177 | 175 | 182 | 149 | 149 | 140 | 186 | 151 |
| 7. | 128 | 162 | 293 | 320 | 400 | 243 | 172 | 180 | 156 | 143 | 141 | 140 | 173 | 145 |
| 8. | 128 | 175 | 285 | 309 | 383 | 234 | 170 | 165 | 144 | 137 | 146 | 140 | 166 | 144 |
| 9. | 133 | 185 | 275 | 301 | 413 | 227 | 170 | 157 | 143 | 138 | 148 | 142 | 165 | 142 |
| 10. | 132 | 198 | 269 | 304 | 479 | 223 | 173 | 150 | 150 | 144 | 158 | 143 | 163 | 141 |
| 11. | 129 | 200 | 266 | 312 | 452 | 220 | 170 | 146 | 161 | 143 | 149 | 145 | 161 | 141 |
| 12. | 142 | 207 | 265 | 304 | 438 | 218 | 167 | 154 | 155 | 140 | 143 | 150 | 159 | 146 |
| 13. | 169 | 245 | 252 | 305 | 434 | 215 | 163 | 154 | 155 | 140 | 141 | 155 | 157 | 161 |
| 14. | 164 | 310 | 238 | 306 | 423 | 215 | 159 | 145 | 145 | 141 | 140 | 168 | 162 | 165 |
| 15. | 154 | 321 | 225 | 302 | 420 | 217 | 157 | 143 | 148 | 137 | 145 | 159 | 177 | 172 |
| 16. | 146 | 310 | 215 | 306 | 415 | 213 | 155 | 145 | 151 | 140 | 152 | 200 | 192 | 185 |
| 17. | 143 | 283 | 210 | 327 | 411 | 209 | 153 | 144 | 162 | 149 | 152 | 215 | 196 | 230 |
| 18. | 139 | 263 | 206 | 352 | 399 | 203 | 154 | 143 | 158 | 143 | 148 | 190 | 188 | 229 |
| 19. | 139 | 254 | 206 | 343 | 406 | 202 | 156 | 143 | 147 | 149 | 155 | 154 | 179 | 203 |
| 20. | 139 | 242 | 207 | 353 | 415 | 205 | 158 | 145 | 141 | 181 | 156 | 150 | 173 | 188 |
| 21. | 137 | 235 | 214 | 377 | 401 | 206 | 166 | 144 | 142 | 164 | 145 | 146 | 170 | 180 |
| 22. | 135 | 224 | 224 | 365 | 383 | 203 | 162 | 144 | 141 | 172 | 142 | 144 | 169 | 174 |
| 23. | 134 | 214 | 233 | 347 | 364 | 196 | 163 | 144 | 142 | 168 | 150 | 143 | 167 | 167 |
| 24. | 145 | 208 | 232 | 337 | 348 | 195 | 163 | 145 | 143 | 155 | 159 | 139 | 167 | 164 |
| 25. | 152 | 208 | 218 | 358 | 336 | 201 | 160 | 150 | 144 | 148 | 152 | 136 | 168 | 163 |
| 26. | 154 | 241 | 205 | 448 | 326 | 196 | 162 | 151 | 163 | 139 | 148 | 137 | 165 | 166 |
| 27. | 163 | 311 | 196 | 444 | 316 | 191 | 159 | 147 | 161 | 142 | 146 | 142 | 162 | 166 |
| 28. | 166 | 370 | 191 | 414 | 302 | 187 | 155 | 140 | 152 | 144 | 142 | 144 | 161 | 167 |
| 29. | 164 | 366 | 196 | 394 | 294 | 183 | 152 | 140 | 151 | 144 | 141 | 154 | 170 | 178 |
| 30. | 161 | 343 | 263 | | 286 | 183 | 150 | 143 | 153 | 140 | 141 | 154 | 176 | 188 |
| 31. | | 317 | 354 | | 281 | | 151 | | 161 | 140 | | 153 | | 180 |

## Hauptwerte

| | | | | | | | | | | | | | | |
|---|---|---|---|---|---|---|---|---|---|---|---|---|---|---|
| Tag | 7.+ | 1. | 28. | 9. | 31. | 29.+ | 30. | 28.+ | 20.+ | 8.+ | 1.+ | 25. | 1. | 10.+ |
| NW | 128 | 152 | 191 | 301 | 281 | 183 | 150 | 140 | 141 | 137 | 140 | 136 | 152 | 141 |
| MW | 144 | 236 | 246 | 348 | 386 | 219 | 166 | 150 | 153 | 148 | 148 | 151 | 170 | 171 |
| HW | 173 | 374 | 398 | 456 | 492 | 283 | 204 | 195 | 194 | 190 | 165 | 217 | 201 | 238 |
| Tag | 13. | 28. | 31. | 26. | 10. | 1. | 1.+ | 4. | 5.+ | 20. | 18.+ | 17. | 16. | 17.+ |
| | 1990/1999 | | 1991/2000 | | | | | | 10 Jahre | | | | | |
| Jahr | 1991 | 1991 | 1996 | 1996 | 1996 | 1991 | 1991 + | 1996 | 1991 | 1991 | 1991 | 1991 | 1991 | 1991 |
| NW | 90 | 98 | 102 | 106 | 129 | 144 | 132 | 120 | 115 | 113 | 80 | 89 | 90 | 98 |
| MNW | 150 | 158 | 188 | 205 | 210 | 190 | 153 | 138 | 130 | 126 | 123 | 128 | 151 | 157 |
| MW | 201 | 235 | 271 | 261 | 279 | 233 | 178 | 157 | 146 | 136 | 143 | 162 | 200 | 233 |
| MHW | 282 | 366 | 389 | 389 | 394 | 309 | 222 | 208 | 190 | 173 | 196 | 238 | 274 | 351 |
| HW | 590 | 557 | 624 | 627 | 516 | 570 | 269 | 287 | 224 | 192 | 375 | 509 | 590 | 557 |
| Jahr | 1998 | 1993 | 1995 | 1995 | 1999 | 1994 | 1995 | 1995 | 1994 | 1998 | 1998 | 1998 | 1998 | 1993 |

| | Abflußjahr (*) 2000 Jahr | Datum | Winter | Sommer | Kalenderjahr 2000 Jahr | Datum |
|---|---|---|---|---|---|---|
| NW cm | 128 | am 07.11.1999 | 128 | 136 | 136 | am 25.10.2000 |
| MW cm | 208 | | 263 | 153 | 204 | |
| HW cm | 492 | am 10.03.2000 | 492 | 217 | 492 | am 10.03.2000 |
| | 1991/2000 (*) 10 Jahre | | | | 1991/2000 | |
| NW cm | 80 | am 15.09.1991 | 90 | 80 | 80 | am 15.09.1991 |
| MNW cm | 111 | | 135 | 119 | 115 | |
| MW cm | 200 | | 247 | 154 | 200 | |
| MHW cm | 497 | | 489 | 275 | 500 | |
| HW cm | 627 | am 01.02.1995 | 627 | 509 | 627 | am 01.02.1995 |

## Extremwerte

| | Niedrigwasser cm | Datum | Hochwasser cm | Datum |
|---|---|---|---|---|
| 1 | 80 | 15.09.1991 | 729 | 11.02.1946 |
| 2 | 87 | 19.09.1959 | 687 | 15.03.1947 |
| 3 | 89 | 01.11.1976 | 680 | 02.01.1926 |
| 4 | 89 | 14.10.1921 | 676 *) | 17.05.1943 |
| 5 | 92 | 08.09.1964 | 642 | 30.11.1939 |
| 6 | 94 | 01.01.1977 | 627 | 01.02.1995 |
| 7 | 95 | 25.09.1934 | 621 | 21.06.1956 |
| 8 | 96 | 25.10.1949 | 617 | 07.11.1940 |
| 9 | 97 | 22.09.1947 | 610 | 21.03.1942 |
| 10 | 98 | 15.12.1991 | 602 | 13.03.1981 |

## Dauertabelle

| Unterschreitungsdauer in Tagen | Unterschrittene Wasserstände cm: Abfluß-jahr (*) 2000 | Kalenderjahr 2000 | 1991/2000 10 Kalenderjahre Obere Hüllwerte | Mittlere Werte | Untere Hüllwerte |
|---|---|---|---|---|---|
| (365) | | | | | |
| 364 | 452 | 452 | 623 | 556 | 321 |
| 363 | 448 | 448 | 622 | 536 | 318 |
| 362 | 444 | 444 | 604 | 514 | 317 |
| 361 | 438 | 438 | 601 | 496 | 316 |
| 360 | 434 | 434 | 575 | 485 | 312 |
| 359 | 423 | 423 | 570 | 467 | 312 |
| 358 | 421 | 421 | 563 | 458 | 310 |
| 357 | 421 | 421 | 557 | 445 | 299 |
| 356 | 420 | 420 | 551 | 439 | 289 |
| 350 | 411 | 411 | 502 | 404 | 270 |
| 340 | 384 | 384 | 459 | 356 | 252 |
| 330 | 354 | 352 | 418 | 330 | 240 |
| 320 | 336 | 326 | 390 | 305 | 222 |
| 300 | 301 | 281 | 339 | 273 | 195 |
| 270 | 241 | 217 | 286 | 232 | 171 |
| 240 | 206 | 192 | 251 | 201 | 157 |
| 210 | 180 | 175 | 225 | 181 | 147 |
| 183 | 163 | 167 | 208 | 167 | 138 |
| 150 | 156 | 160 | 190 | 155 | 131 |
| 130 | 153 | 156 | 176 | 150 | 125 |
| 120 | 151 | 153 | 171 | 147 | 123 |
| 110 | 149 | 152 | 162 | 146 | 118 |
| 100 | 148 | 150 | 159 | 144 | 117 |
| 90 | 146 | 149 | 155 | 142 | 116 |
| 80 | 145 | 147 | 152 | 140 | 113 |
| 70 | 144 | 146 | 148 | 137 | 110 |
| 60 | 144 | 145 | 147 | 135 | 99 |
| 50 | 143 | 144 | 144 | 132 | 96 |
| 40 | 142 | 143 | 143 | 128 | 94 |
| 30 | 141 | 142 | 142 | 124 | 92 |
| 25 | 140 | 142 | 142 | 122 | 90 |
| 20 | 140 | 141 | 141 | 120 | 90 |
| 15 | 138 | 141 | 141 | 118 | 88 |
| 10 | 137 | 140 | 140 | 114 | 86 |
| 9 | 136 | 140 | 140 | 113 | 86 |
| 8 | 135 | 140 | 140 | 111 | 86 |
| 7 | 134 | 140 | 140 | 107 | 85 |
| 6 | 133 | 139 | 139 | 101 | 85 |
| 5 | 132 | 139 | 139 | 97 | 85 |
| 4 | 131 | 138 | 138 | 95 | 84 |
| 3 | 130 | 138 | 138 | 93 | 82 |
| 2 | 129 | 138 | 138 | 90 | 82 |
| 1 | 129 | 137 | 137 | 87 | 81 |
| 0 | 128 | 136 | 136 | 80 | 80 |

(*) Abflußjahr: 1.11. des Vorjahres bis 31.10.

Extremwerte ab 1921
die Wasserstände sind durch Talsperrenbetrieb beeinflußt
Wasserstände bis 1954 für Weser-Km 110.80
*) durch Bruch der Edertalsperre
eisfrei

BfG Koblenz

$A_{Eo}$ : 17094 km²
PNP :NN + 57.84 m
Lage: 139.7 km unterh. v.Werra u.Fulda rechts

W

cm

Pegel : Hameln-Wehrbergen Nr. 45700207
Gewässer : Weser
Gebiet : Oberweser

## Tageswerte

| Tag | 1999 Nov | 1999 Dez | 2000 Jan | Feb | Mrz | Apr | Mai | Jun | Jul | Aug | Sep | Okt | Nov | Dez |
|---|---|---|---|---|---|---|---|---|---|---|---|---|---|---|
| 1. | 103 | 133 | 288 | 409 | 392 | 271 | 171 | 124 | 126 | 138 | 110 | 108 | 119 | 148 |
| 2. | 103 | 136 | 274 | 384 | 398 | 267 | 181 | 121 | 122 | 130 | 113 | 106 | 124 | 147 |
| 3. | 109 | 139 | 268 | 366 | 420 | 259 | 173 | 117 | 119 | 121 | 121 | 104 | 143 | 143 |
| 4. | 112 | 139 | 265 | 347 | 436 | 254 | 166 | 121 | 137 | 117 | 129 | 107 | 139 | 139 |
| 5. | 111 | 140 | 271 | 338 | 430 | 247 | 162 | 155 | 155 | 118 | 129 | 108 | 145 | 135 |
| 6. | 112 | 137 | 272 | 328 | 430 | 240 | 157 | 144 | 162 | 121 | 123 | 108 | 154 | 123 |
| 7. | 103 | 149 | 282 | 315 | 410 | 233 | 151 | 159 | 134 | 116 | 117 | 107 | 144 | 117 |
| 8. | 107 | 164 | 278 | 304 | 391 | 223 | 148 | 142 | 119 | 108 | 119 | 106 | 134 | 115 |
| 9. | 108 | 171 | 265 | 298 | 436 | 215 | 151 | 133 | 114 | 108 | 119 | 109 | 132 | 115 |
| 10. | 107 | 210 | 259 | 295 | 519 | 209 | 151 | 124 | 119 | 113 | 125 | 110 | 130 | 112 |
| 11. | 103 | 216 | 255 | 307 | 490 | 204 | 149 | 121 | 132 | 114 | 122 | 112 | 128 | 116 |
| 12. | 110 | 231 | 253 | 298 | 474 | 201 | 145 | 123 | 129 | 111 | 112 | 115 | 125 | 122 |
| 13. | 139 | 279 | 243 | 302 | 452 | 200 | 140 | 127 | 127 | 109 | 111 | 119 | 124 | 137 |
| 14. | 141 | 308 | 227 | 304 | 441 | 198 | 136 | 118 | 120 | 110 | 108 | 132 | 126 | 151 |
| 15. | 131 | 319 | 212 | 300 | 447 | 199 | 132 | 119 | 120 | 107 | 110 | 128 | 141 | 155 |
| 16. | 122 | 310 | 204 | 303 | 432 | 196 | 130 | 117 | 123 | 108 | 122 | 152 | 154 | 172 |
| 17. | 118 | 283 | 200 | 316 | 428 | 192 | 128 | 118 | 131 | 121 | 121 | 184 | 165 | 206 |
| 18. | 115 | 261 | 193 | 346 | 410 | 186 | 128 | 117 | 133 | 114 | 119 | 172 | 158 | 216 |
| 19. | 114 | 249 | 189 | 347 | 413 | 185 | 132 | 116 | 122 | 122 | 121 | 130 | 149 | 189 |
| 20. | 116 | 236 | 190 | 357 | 421 | 186 | 135 | 116 | 113 | 148 | 129 | 120 | 142 | 171 |
| 21. | 114 | 225 | 199 | 377 | 409 | 189 | 142 | 116 | 112 | 144 | 116 | 117 | 137 | 160 |
| 22. | 112 | 211 | 213 | 368 | 388 | 188 | 139 | 121 | 112 | 140 | 111 | 112 | 137 | 153 |
| 23. | 112 | 201 | 224 | 350 | 367 | 181 | 139 | 115 | 114 | 142 | 117 | 111 | 135 | 146 |
| 24. | 125 | 194 | 222 | 335 | 348 | 181 | 139 | 116 | 114 | 130 | 127 | 108 | 136 | 140 |
| 25. | 132 | 198 | 207 | 354 | 336 | 183 | 136 | 120 | 116 | 118 | 125 | 104 | 135 | 139 |
| 26. | 133 | 227 | 192 | 448 | 326 | 178 | 138 | 123 | 132 | 111 | 120 | 102 | 134 | 141 |
| 27. | 140 | 302 | 182 | 458 | 317 | 174 | 137 | 128 | 135 | 109 | 118 | 106 | 130 | 142 |
| 28. | 145 | 369 | 177 | 426 | 300 | 169 | 131 | 118 | 131 | 114 | 113 | 111 | 129 | 143 |
| 29. | 143 | 368 | 187 | 405 | 290 | 165 | 127 | 120 | 126 | 113 | 110 | 119 | 135 | 150 |
| 30. | 137 | 346 | 282 | | 281 | 161 | 126 | 124 | 125 | 110 | 111 | 120 | 145 | 163 |
| 31. | | 311 | 368 | | 272 | | 125 | | 134 | 109 | | 120 | | 159 |

## Hauptwerte

| | | | | | | | | | | | | | | |
|---|---|---|---|---|---|---|---|---|---|---|---|---|---|---|
| Tag | 1.+ | 1. | 28. | 10. | 31. | 30. | 31. | 23. | 21.+ | 15. | 14. | 26. | 1. | 10. |
| NW | 103 | 133 | 177 | 295 | 272 | 161 | 125 | 115 | 112 | 107 | 108 | 102 | 119 | 112 |
| MW | 119 | 231 | 237 | 348 | 397 | 205 | 143 | 125 | 126 | 119 | 118 | 118 | 138 | 147 |
| HW | 148 | 376 | 412 | 472 | 536 | 273 | 192 | 169 | 171 | 166 | 143 | 189 | 167 | 222 |
| Tag | 13. | 28. | 31. | 26. | 10. | 1. | 2. | 7. | 6. | 20. | 4. | 17. | 16.+ | 18. |

| | 1990/1999 | | 1991/2000 | | | | | | 10 Jahre | | | | | |
|---|---|---|---|---|---|---|---|---|---|---|---|---|---|---|
| Jahr | 1991 | 1991 | 1996 | 1996 | 1996 | 1991 | 1991 | 1996 | 1991 | 1991 | 1991 | 1991 | 1991 | 1991 |
| NW | 60 | 71 | 83 | 81 | 107 | 121 | 107 | 91 | 91 | 83 | 49 | 58 | 60 | 71 |
| MNW | 128 | 136 | 175 | 193 | 196 | 175 | 133 | 114 | 105 | 100 | 97 | 103 | 129 | 134 |
| MW | 187 | 226 | 266 | 255 | 276 | 222 | 160 | 136 | 123 | 111 | 119 | 142 | 184 | 222 |
| MHW | 277 | 371 | 395 | 396 | 407 | 306 | 210 | 191 | 172 | 154 | 178 | 234 | 266 | 355 |
| HW | 629 | 583 | 660 | 652 | 552 | 589 | 272 | 282 | 204 | 169 | 379 | 556 | 629 | 583 |
| Jahr | 1998 | 1993 | 1995 | 1995 | 1999 | 1994 | 1995 | 1995 | 1994 | 1998 | 1998 | 1998 | 1998 | 1993 |

| | Abflußjahr (*) 2000 Jahr | Datum | Winter | Sommer | Kalenderjahr 2000 Jahr | Datum |
|---|---|---|---|---|---|---|
| NW cm | 102 | am 26.10.2000 | 103 | 102 | 102 | am 26.10.2000 |
| MW cm | 190 | | 256 | 125 | 185 | |
| HW cm | 536 | am 10.03.2000 | 536 | 192 | 536 | am 10.03.2000 |

| | 1991/2000 (*) 10 Jahre | | | | 1991/2000 | |
|---|---|---|---|---|---|---|
| NW cm | 49 | am 15.09.1991 | 60 | 49 | 49 | am 15.09.1991 |
| MNW cm | 86 | | 113 | 92 | 89 | |
| MW cm | 185 | | 239 | 132 | 184 | |
| MHW cm | 521 | | 510 | 271 | 524 | |
| HW cm | 660 | am 31.01.1995 | 660 | 556 | 660 | am 31.01.1995 |

## Dauertabelle

| Unterschreitungsdauer in Tagen | Unterschrittene Wasserstände cm: Abflußjahr (*) 2000 | Kalenderjahr 2000 | 1991/2000 10 Kalenderjahre: Obere Hüllwerte | Mittlere Werte | Untere Hüllwerte |
|---|---|---|---|---|---|
| (365) | | | | | |
| 364 | 490 | 490 | 655 | 580 | 325 |
| 363 | 474 | 474 | 647 | 571 | 324 |
| 362 | 458 | 458 | 635 | 542 | 318 |
| 361 | 452 | 452 | 634 | 528 | 317 |
| 360 | 448 | 448 | 606 | 511 | 309 |
| 359 | 447 | 447 | 599 | 494 | 308 |
| 358 | 441 | 441 | 587 | 478 | 306 |
| 357 | 441 | 441 | 583 | 466 | 305 |
| 356 | 436 | 436 | 574 | 452 | 299 |
| 350 | 421 | 421 | 535 | 414 | 268 |
| 340 | 391 | 391 | 478 | 360 | 250 |
| 330 | 357 | 350 | 442 | 330 | 230 |
| 320 | 335 | 317 | 401 | 305 | 210 |
| 300 | 295 | 274 | 342 | 268 | 180 |
| 270 | 231 | 201 | 287 | 220 | 151 |
| 240 | 190 | 172 | 243 | 186 | 137 |
| 210 | 157 | 149 | 215 | 163 | 125 |
| 183 | 140 | 140 | 195 | 146 | 115 |
| 150 | 130 | 131 | 176 | 133 | 105 |
| 130 | 125 | 127 | 159 | 128 | 99 |
| 120 | 123 | 125 | 153 | 125 | 97 |
| 110 | 122 | 123 | 146 | 123 | 94 |
| 100 | 120 | 122 | 141 | 120 | 90 |
| 90 | 119 | 121 | 137 | 118 | 88 |
| 80 | 118 | 120 | 133 | 116 | 87 |
| 70 | 117 | 118 | 129 | 113 | 83 |
| 60 | 115 | 117 | 126 | 111 | 72 |
| 50 | 113 | 115 | 124 | 107 | 68 |
| 40 | 112 | 113 | 122 | 103 | 66 |
| 30 | 111 | 112 | 120 | 98 | 63 |
| 25 | 110 | 111 | 119 | 96 | 61 |
| 20 | 109 | 110 | 118 | 94 | 59 |
| 15 | 108 | 109 | 117 | 90 | 57 |
| 10 | 107 | 109 | 114 | 86 | 55 |
| 9 | 107 | 108 | 113 | 85 | 55 |
| 8 | 107 | 108 | 110 | 84 | 55 |
| 7 | 106 | 108 | 109 | 81 | 54 |
| 6 | 106 | 107 | 109 | 74 | 54 |
| 5 | 104 | 107 | 109 | 69 | 54 |
| 4 | 104 | 107 | 108 | 67 | 53 |
| 3 | 104 | 106 | 107 | 63 | 52 |
| 2 | 104 | 106 | 107 | 60 | 51 |
| 1 | 103 | 104 | 106 | 56 | 50 |
| 0 | 102 | 102 | 105 | 49 | 49 |

## Extremwerte

| | Niedrigwasser cm | Datum | Hochwasser cm | Datum |
|---|---|---|---|---|
| 1 | 28 | 30.11.1921 | 770 | 09.02.1946 |
| 2 | 49 | 15.09.1991 | 724 | 03.01.1926 |
| 3 | 58 | 23.11.1976 | 718 | 16.03.1947 |
| 4 | 61 | 06.11.1949 | 692 *) | 17.05.1943 |
| 5 | 67 | 09.10.1973 | 687 | 01.12.1939 |
| 6 | 67 | 24.10.1943 | 660 | 31.01.1995 |
| 7 | 69 | 15.11.1983 | 655 | 13.03.1981 |
| 8 | 69 | 13.09.1959 | 655 | 21.03.1942 |
| 9 | 69 | 16.12.1920 | 648 | 07.11.1940 |
| 10 | 70 | 01.01.1977 | 646 | 03.01.1987 |

(*) Abflußjahr: 1.11. des Vorjahres bis 31.10.

Extremwerte ab 1921
seit 1.10.1988 Verlegung des Pegels von Km 135.29 nach Km 139.7
die Wasserstände sind durch Talsperrenbetrieb beeinflußt
*) durch Bruch der Edertalsperre
eisfrei

BfG Koblenz

$A_{Eo}$ : 17618 km²
PNP :NN + 41.66 m
Lage: 184.0 km unterh. v.Werra u.Fulda links

W

cm

Pegel : Vlotho Nr. 45900208
Gewässer : Weser
Gebiet : Oberweser

## Tageswerte

| Tag | 1999 Nov | 1999 Dez | 2000 Jan | Feb | Mrz | Apr | Mai | Jun | Jul | Aug | Sep | Okt | Nov | Dez |
|---|---|---|---|---|---|---|---|---|---|---|---|---|---|---|
| 1. | 133 | 168 | 322 | 425 | 422 | 303 | 196 | 156 | 143 | 165 | 139 | 140 | 153 | 178 |
| 2. | 138 | 172 | 305 | 417 | 419 | 301 | 207 | 155 | 143 | 167 | 142 | 139 | 154 | 181 |
| 3. | 139 | 173 | 296 | 396 | 439 | 294 | 209 | 151 | 147 | 158 | 150 | 137 | 168 | 179 |
| 4. | 142 | 180 | 293 | 376 | 468 | 287 | 200 | 150 | 161 | 151 | 156 | 137 | 174 | 175 |
| 5. | 143 | 174 | 299 | 364 | 454 | 280 | 194 | 171 | 177 | 148 | 162 | 139 | 174 | 171 |
| 6. | 144 | 172 | 300 | 356 | 453 | 273 | 191 | 177 | 193 | 150 | 157 | 140 | 182 | 165 |
| 7. | 141 | 186 | 302 | 343 | 440 | 267 | 186 | 183 | 179 | 150 | 155 | 139 | 184 | 154 |
| 8. | 136 | 214 | 308 | 334 | 419 | 258 | 182 | 181 | 157 | 143 | 148 | 138 | 173 | 151 |
| 9. | 138 | 206 | 297 | 330 | 449 | 251 | 183 | 169 | 147 | 140 | 151 | 139 | 167 | 150 |
| 10. | 141 | 203 | 288 | 323 | 531 | 245 | 181 | 160 | 146 | 141 | 150 | 140 | 165 | 148 |
| 11. | 139 | 213 | 282 | 330 | 531 | 240 | 181 | 154 | 154 | 143 | 157 | 141 | 163 | 149 |
| 12. | 136 | 229 | 280 | 329 | 514 | 237 | 178 | 152 | 162 | 144 | 148 | 143 | 161 | 154 |
| 13. | 152 | 259 | 275 | 327 | 485 | 234 | 175 | 158 | 157 | 140 | 144 | 148 | 159 | 163 |
| 14. | 173 | 304 | 261 | 334 | 470 | 233 | 170 | 155 | 156 | 140 | 142 | 153 | 158 | 180 |
| 15. | 169 | 336 | 248 | 331 | 476 | 232 | 167 | 149 | 152 | 142 | 140 | 164 | 164 | 185 |
| 16. | 160 | 335 | 237 | 329 | 462 | 232 | 164 | 147 | 152 | 138 | 149 | 161 | 178 | 196 |
| 17. | 154 | 315 | 229 | 335 | 457 | 228 | 162 | 147 | 153 | 144 | 153 | 203 | 193 | 216 |
| 18. | 151 | 292 | 225 | 361 | 441 | 222 | 161 | 146 | 163 | 149 | 153 | 209 | 194 | 245 |
| 19. | 150 | 279 | 223 | 373 | 437 | 219 | 162 | 145 | 158 | 146 | 148 | 181 | 186 | 231 |
| 20. | 150 | 265 | 222 | 377 | 443 | 217 | 164 | 145 | 148 | 160 | 156 | 156 | 179 | 211 |
| 21. | 149 | 255 | 225 | 393 | 441 | 218 | 169 | 145 | 145 | 181 | 153 | 151 | 173 | 196 |
| 22. | 148 | 245 | 240 | 396 | 421 | 218 | 172 | 148 | 144 | 165 | 145 | 146 | 170 | 189 |
| 23. | 147 | 235 | 252 | 378 | 401 | 214 | 170 | 149 | 145 | 173 | 143 | 144 | 170 | 182 |
| 24. | 154 | 227 | 255 | 362 | 381 | 211 | 170 | 147 | 145 | 167 | 149 | 143 | 170 | 175 |
| 25. | 162 | 229 | 245 | 371 | 368 | 213 | 170 | 149 | 146 | 154 | 157 | 138 | 170 | 173 |
| 26. | 165 | 245 | 231 | 439 | 359 | 213 | 168 | 151 | 153 | 147 | 152 | 136 | 169 | 171 |
| 27. | 167 | 307 | 219 | 481 | 349 | 208 | 168 | 152 | 166 | 140 | 151 | 137 | 166 | 172 |
| 28. | 173 | 374 | 211 | 459 | 336 | 203 | 164 | 147 | 166 | 145 | 149 | 143 | 164 | 173 |
| 29. | 175 | 389 | 215 | 437 | 324 | 200 | 160 | 142 | 160 | 145 | 144 | 147 | 164 | 175 |
| 30. | 174 | 377 | 291 | | 316 | 197 | 159 | 141 | 157 | 144 | 140 | 153 | 174 | 187 |
| 31. | | 346 | 372 | | 306 | | 157 | | 160 | 140 | | 154 | | 192 |

## Hauptwerte

| | Nov | Dez | Jan | Feb | Mrz | Apr | Mai | Jun | Jul | Aug | Sep | Okt | Nov | Dez |
|---|---|---|---|---|---|---|---|---|---|---|---|---|---|---|
| Tag | 1. | 1. | 28. | 10. | 31. | 30. | 31. | 30. | 1.+ | 16. | 1. | 26. | 1. | 10. |
| NW | 133 | 168 | 211 | 323 | 306 | 197 | 157 | 141 | 143 | 138 | 139 | 136 | 153 | 148 |
| MW | 151 | 255 | 266 | 373 | 426 | 238 | 176 | 154 | 156 | 150 | 149 | 150 | 171 | 180 |
| HW | 178 | 390 | 401 | 482 | 554 | 304 | 212 | 191 | 195 | 185 | 163 | 211 | 196 | 247 |
| Tag | 30. | 29. | 31. | 27. | 10. | 1. | 2.+ | 7. | 6. | 21. | 5. | 18. | 17.+ | 18. |

| | 1990/1999 | | 1991/2000 | | | | | | 10 Jahre | | | | | |
|---|---|---|---|---|---|---|---|---|---|---|---|---|---|---|
| Jahr | 1991 | 1991 | 1996 | 1996 | 1996 | 1991 + | 1991 | 1996 | 1991 + | 1996 | 1991 | 1991 | 1991 | 1991 |
| NW | 89 | 103 | 108 | 111 | 138 | 154 | 142 | 121 | 123 | 114 | 81 | 89 | 89 | 103 |
| MNW | 160 | 170 | 208 | 224 | 227 | 208 | 165 | 146 | 136 | 131 | 128 | 134 | 161 | 168 |
| MW | 218 | 255 | 297 | 285 | 305 | 253 | 192 | 167 | 154 | 143 | 150 | 172 | 215 | 251 |
| MHW | 299 | 387 | 412 | 421 | 429 | 329 | 239 | 210 | 195 | 177 | 201 | 258 | 288 | 373 |
| HW | 643 | 594 | 675 | 677 | 569 | 604 | 300 | 296 | 225 | 190 | 395 | 570 | 643 | 594 |
| Jahr | 1998 | 1993 | 1995 | 1995 | 1994 | 1994 | 1998 | 1995 | 1994 | 1994 | 1998 | 1998 | 1998 | 1993 |

| | Abflußjahr (*) 2000 Jahr | Datum | Winter | Sommer | Kalenderjahr 2000 Jahr | Datum |
|---|---|---|---|---|---|---|
| NW cm | 133 | am 01.11.1999 | 133 | 136 | 136 | am 26.10.2000 |
| MW cm | 220 | | 285 | 156 | 215 | |
| HW cm | 554 | am 10.03.2000 | 554 | 212 | 554 | am 10.03.2000 |

| | 1991/2000 (*) 10 Jahre | | | | 1991/2000 | |
|---|---|---|---|---|---|---|
| NW cm | 81 | am 16.09.1991 | 89 | 81 | 81 | am 16.09.1991 |
| MNW cm | 117 | | 145 | 123 | 121 | |
| MW cm | 216 | | 269 | 163 | 215 | |
| MHW cm | 539 | | 528 | 294 | 542 | |
| HW cm | 677 | am 01.02.1995 | 677 | 570 | 677 | am 01.02.1995 |

## Extremwerte

| | Niedrigwasser cm | Datum | Hochwasser cm | Datum |
|---|---|---|---|---|
| 1 | 76 | 01.12.1921 | 785 | 10.02.1946 |
| 2 | 81 | 16.09.1991 | 754 | 03.01.1926 |
| 3 | 85 | 21.10.1959 | 733 | 16.03.1947 |
| 4 | 88 | 03.11.1976 | 701 | 01.12.1939 |
| 5 | 88 | 07.10.1964 | 677 | 01.02.1995 |
| 6 | 91 | 07.11.1949 | 657 | 14.03.1981 |
| 7 | 92 | 04.10.1934 | 654 | 21.03.1942 |
| 8 | 94 | 10.01.1954 | 650 | 08.11.1940 |
| 9 | 98 | 02.01.1977 | 648 | 04.01.1987 |
| 10 | 100 | 07.10.1973 | 643 | 03.11.1998 |

## Dauertabelle

| Unterschreitungsdauer in Tagen | Unterschrittene Wasserstände cm: Abfluß-jahr (*) 2000 | Kalender jahr 2000 | 1991/2000 10 Kalenderjahre: Obere Hüllwerte | Mittlere Werte | Untere Hüllwerte |
|---|---|---|---|---|---|
| (365) | | | | | |
| 364 | 531 | 531 | 676 | 607 | 349 |
| 363 | 514 | 514 | 675 | 594 | 348 |
| 362 | 485 | 485 | 665 | 573 | 343 |
| 361 | 481 | 481 | 650 | 554 | 336 |
| 360 | 476 | 476 | 640 | 535 | 331 |
| 359 | 470 | 470 | 616 | 524 | 328 |
| 358 | 468 | 468 | 615 | 512 | 327 |
| 357 | 462 | 462 | 612 | 496 | 327 |
| 356 | 459 | 459 | 602 | 482 | 315 |
| 350 | 443 | 443 | 573 | 440 | 293 |
| 340 | 421 | 421 | 511 | 384 | 271 |
| 330 | 378 | 376 | 480 | 358 | 255 |
| 320 | 361 | 349 | 430 | 332 | 240 |
| 300 | 322 | 302 | 372 | 297 | 211 |
| 270 | 259 | 234 | 314 | 251 | 187 |
| 240 | 222 | 207 | 274 | 219 | 169 |
| 210 | 186 | 181 | 245 | 195 | 159 |
| 183 | 171 | 171 | 230 | 178 | 146 |
| 150 | 161 | 164 | 209 | 165 | 138 |
| 130 | 156 | 158 | 194 | 159 | 132 |
| 120 | 154 | 157 | 183 | 157 | 129 |
| 110 | 153 | 155 | 177 | 154 | 126 |
| 100 | 151 | 153 | 172 | 152 | 123 |
| 90 | 150 | 152 | 167 | 150 | 122 |
| 80 | 149 | 150 | 164 | 147 | 120 |
| 70 | 147 | 149 | 160 | 145 | 114 |
| 60 | 146 | 148 | 157 | 142 | 103 |
| 50 | 145 | 146 | 154 | 139 | 99 |
| 40 | 144 | 145 | 152 | 135 | 96 |
| 30 | 142 | 144 | 151 | 129 | 93 |
| 25 | 141 | 142 | 150 | 127 | 92 |
| 20 | 141 | 141 | 148 | 124 | 90 |
| 15 | 140 | 141 | 147 | 122 | 88 |
| 10 | 139 | 140 | 145 | 117 | 86 |
| 9 | 139 | 140 | 144 | 116 | 86 |
| 8 | 139 | 140 | 143 | 115 | 86 |
| 7 | 138 | 139 | 142 | 112 | 85 |
| 6 | 138 | 139 | 142 | 103 | 85 |
| 5 | 138 | 139 | 142 | 100 | 85 |
| 4 | 137 | 138 | 141 | 97 | 85 |
| 3 | 137 | 138 | 140 | 94 | 83 |
| 2 | 137 | 138 | 138 | 91 | 83 |
| 1 | 136 | 137 | 137 | 87 | 81 |
| 0 | 133 | 136 | 136 | 81 | 81 |

(*) Abflußjahr: 1.11. des Vorjahres bis 31.10.

Extremwerte ab 1921
die Wasserstände sind durch Talsperrenbetrieb beeinflußt
Wasserstände bis 1960 für Weser-Km 182.97
eisfrei

BfG Koblenz

$A_{Eo}$ : 19162 km²
PNP :NN + 37.04 m
Lage: 198.4 km unterh. v.Werra u.Fulda rechts

W

cm

Pegel : Porta Nr. 47100100
Gewässer : Weser
Gebiet : Mittelweser

## Tageswerte

| Tag | 1999 Nov | 1999 Dez | 2000 Jan | Feb | Mrz | Apr | Mai | Jun | Jul | Aug | Sep | Okt | Nov | Dez |
|---|---|---|---|---|---|---|---|---|---|---|---|---|---|---|
| 1. | 135 | 169 | 319 | 429 | 420 | 305 | 200 | 161 | 148 | 168 | 143 | 143 | 156 | 177 |
| 2. | 138 | 173 | 303 | 418 | 414 | 302 | 209 | 159 | 148 | 174 | 149 | 142 | 158 | 181 |
| 3. | 139 | 174 | 294 | 395 | 442 | 295 | 211 | 156 | 156 | 164 | 154 | 140 | 167 | 178 |
| 4. | 143 | 182 | 296 | 374 | 474 | 288 | 203 | 155 | 184 | 155 | 159 | 139 | 172 | 174 |
| 5. | 143 | 177 | 315 | 361 | 448 | 281 | 197 | 170 | 208 | 151 | 162 | 142 | 172 | 171 |
| 6. | 144 | 174 | 306 | 353 | 444 | 273 | 195 | 184 | 200 | 153 | 158 | 143 | 179 | 166 |
| 7. | 142 | 189 | 303 | 341 | 431 | 268 | 190 | 185 | 184 | 152 | 165 | 142 | 183 | 158 |
| 8. | 143 | 218 | 307 | 333 | 416 | 260 | 186 | 186 | 163 | 145 | 154 | 141 | 173 | 154 |
| 9. | 142 | 210 | 295 | 338 | 459 | 253 | 188 | 172 | 153 | 142 | 153 | 145 | 167 | 153 |
| 10. | 144 | 208 | 286 | 325 | 524 | 247 | 186 | 165 | 152 | 143 | 152 | 145 | 165 | 152 |
| 11. | 142 | 218 | 278 | 334 | 522 | 243 | 185 | 159 | 159 | 146 | 158 | 147 | 162 | 159 |
| 12. | 139 | 252 | 276 | 329 | 506 | 241 | 182 | 155 | 168 | 146 | 152 | 148 | 161 | 167 |
| 13. | 150 | 288 | 272 | 331 | 477 | 238 | 179 | 160 | 160 | 143 | 147 | 151 | 161 | 175 |
| 14. | 169 | 309 | 260 | 337 | 463 | 238 | 174 | 159 | 164 | 143 | 145 | 154 | 160 | 196 |
| 15. | 167 | 338 | 248 | 331 | 475 | 235 | 171 | 154 | 162 | 145 | 144 | 163 | 164 | 197 |
| 16. | 159 | 331 | 237 | 330 | 459 | 235 | 169 | 152 | 161 | 141 | 154 | 159 | 175 | 211 |
| 17. | 153 | 311 | 231 | 335 | 452 | 231 | 167 | 152 | 159 | 150 | 159 | 193 | 188 | 219 |
| 18. | 152 | 298 | 228 | 357 | 437 | 228 | 166 | 150 | 166 | 153 | 154 | 202 | 190 | 240 |
| 19. | 154 | 281 | 225 | 376 | 434 | 225 | 168 | 149 | 162 | 156 | 150 | 181 | 184 | 230 |
| 20. | 157 | 266 | 223 | 379 | 435 | 221 | 173 | 149 | 153 | 163 | 156 | 159 | 178 | 211 |
| 21. | 154 | 256 | 229 | 387 | 431 | 222 | 172 | 149 | 148 | 181 | 155 | 153 | 172 | 197 |
| 22. | 151 | 246 | 247 | 388 | 414 | 221 | 177 | 156 | 148 | 167 | 148 | 149 | 170 | 190 |
| 23. | 156 | 239 | 270 | 372 | 396 | 222 | 175 | 157 | 149 | 172 | 145 | 145 | 173 | 184 |
| 24. | 161 | 236 | 262 | 357 | 378 | 225 | 175 | 154 | 148 | 167 | 151 | 148 | 174 | 178 |
| 25. | 165 | 248 | 248 | 376 | 368 | 222 | 179 | 155 | 155 | 156 | 158 | 143 | 171 | 175 |
| 26. | 168 | 267 | 234 | 433 | 366 | 217 | 175 | 156 | 161 | 150 | 155 | 141 | 169 | 174 |
| 27. | 168 | 326 | 224 | 467 | 357 | 213 | 172 | 155 | 167 | 144 | 152 | 142 | 167 | 175 |
| 28. | 174 | 374 | 216 | 448 | 343 | 208 | 169 | 151 | 170 | 152 | 154 | 150 | 166 | 177 |
| 29. | 175 | 384 | 235 | 434 | 330 | 205 | 166 | 146 | 165 | 150 | 148 | 153 | 168 | 177 |
| 30. | 172 | 371 | 344 | | 320 | 205 | 165 | 146 | 160 | 145 | 144 | 156 | 174 | 185 |
| 31. | | 343 | 390 | | 309 | | 162 | | 165 | 142 | | 159 | | 192 |

## Hauptwerte

| | 1990/1999 | | 1991/2000 | | | | | | | | | | | |
|---|---|---|---|---|---|---|---|---|---|---|---|---|---|---|
| Tag | 1. | 1. | 28. | 10. | 31. | 29.+ | 31. | 29.+ | 1.+ | 16. | 1. | 4. | 1. | 10. |
| NW | 135 | 169 | 216 | 325 | 309 | 205 | 162 | 146 | 148 | 141 | 143 | 139 | 156 | 152 |
| MW | 153 | 260 | 271 | 371 | 424 | 242 | 180 | 159 | 163 | 154 | 153 | 152 | 171 | 183 |
| HW | 176 | 386 | 419 | 470 | 535 | 306 | 215 | 194 | 217 | 185 | 170 | 204 | 193 | 242 |
| Tag | 29. | 28.+ | 31. | 27. | 10. | 1. | 2.+ | 8. | 5. | 21. | 7. | 18. | 18. | 18. |

| | 1990/1999 | | 1991/2000 | | | | | | 10 Jahre | | | | | |
|---|---|---|---|---|---|---|---|---|---|---|---|---|---|---|
| Jahr | 1991 | 1991 | 1996 | 1996 | 1996 | 1996 | 1991 | 1996 | 1996 | 1996 | 1991 | 1991 | 1991 | 1991 |
| NW | 98 | 115 | 123 | 120 | 143 | 153 | 145 | 121 | 124 | 116 | 92 | 99 | 98 | 115 |
| MNW | 165 | 177 | 217 | 232 | 232 | 213 | 169 | 150 | 140 | 134 | 132 | 141 | 166 | 174 |
| MW | 223 | 261 | 302 | 291 | 309 | 256 | 196 | 171 | 157 | 146 | 154 | 177 | 220 | 257 |
| MHW | 306 | 388 | 416 | 420 | 436 | 327 | 242 | 217 | 198 | 186 | 211 | 266 | 291 | 374 |
| HW | 622 | 582 | 651 | 657 | 569 | 580 | 300 | 290 | 219 | 210 | 390 | 580 | 622 | 582 |
| Jahr | 1998 | 1993 | 1995 | 1995 | 1994 | 1994 | 1998 | 1995 | 1994 | 1993 | 1998 | 1998 | 1998 | 1993 |

| | Abflußjahr (*) 2000 Jahr | Datum | Winter | Sommer | Kalenderjahr 2000 Jahr | Datum |
|---|---|---|---|---|---|---|
| NW cm | 135 | am 01.11.1999 | 135 | 139 | 139 | am 04.10.2000 |
| MW cm | 223 | | 287 | 160 | 218 | |
| HW cm | 535 | am 10.03.2000 | 535 | 217 | 535 | am 10.03.2000 |
| | 1991/2000 (*) 10 Jahre | | | | 1991/2000 | |
| NW cm | 92 | am 15.09.1991 | 98 | 92 | 92 | am 15.09.1991 |
| MNW cm | 123 | | 151 | 128 | 126 | |
| MW cm | 220 | | 274 | 167 | 219 | |
| MHW cm | 538 | | 528 | 296 | 540 | |
| HW cm | 657 | am 02.02.1995 | 657 | 580 | 657 | am 02.02.1995 |

## Extremwerte

| | Niedrigwasser cm | Datum | Hochwasser cm | Datum |
|---|---|---|---|---|
| 1 | 92 | 15.09.1991 | 790 | 10.02.1946 |
| 2 | 105 | 02.11.1976 | 688 | 16.03.1947 |
| 3 | 108 | 08.09.1964 | 678 | 02.12.1939 |
| 4 | 108 | 21.09.1959 | 657 | 02.02.1995 |
| 5 | 110 | 27.10.1990 | 643 | 02.01.1987 |
| 6 | 114 | 02.11.1997 | 642 | 14.03.1981 |
| 7 | 114 | 07.11.1949 | 634 | 08.11.1940 |
| 8 | 115 | 17.12.1991 | 632 | 22.03.1942 |
| 9 | 116 | 06.08.1996 | 629 | 17.07.1956 |
| 10 | 117 | 15.11.1983 | 622 | 03.11.1998 |

## Dauertabelle

| Unterschreitungsdauer in Tagen | Unterschrittene Wasserstände cm: Abflußjahr (*) 2000 | Kalenderjahr 2000 | 1991/2000 10 Kalenderjahre: Obere Hüllwerte | Mittlere Werte | Untere Hüllwerte |
|---|---|---|---|---|---|
| (365) | | | | | |
| 364 | 522 | 522 | 655 | 596 | 356 |
| 363 | 506 | 506 | 653 | 578 | 356 |
| 362 | 477 | 477 | 642 | 564 | 350 |
| 361 | 475 | 475 | 635 | 546 | 343 |
| 360 | 474 | 474 | 632 | 529 | 332 |
| 359 | 467 | 467 | 616 | 516 | 325 |
| 358 | 463 | 463 | 608 | 506 | 325 |
| 357 | 463 | 463 | 596 | 496 | 325 |
| 356 | 459 | 459 | 589 | 485 | 315 |
| 350 | 437 | 437 | 553 | 444 | 292 |
| 340 | 416 | 416 | 514 | 390 | 272 |
| 330 | 378 | 378 | 470 | 364 | 258 |
| 320 | 361 | 353 | 438 | 337 | 246 |
| 300 | 326 | 306 | 382 | 303 | 215 |
| 270 | 267 | 238 | 327 | 255 | 194 |
| 240 | 228 | 209 | 281 | 225 | 177 |
| 210 | 190 | 184 | 254 | 201 | 164 |
| 183 | 174 | 175 | 236 | 182 | 155 |
| 150 | 165 | 167 | 217 | 169 | 141 |
| 130 | 160 | 163 | 199 | 163 | 136 |
| 120 | 158 | 160 | 188 | 161 | 133 |
| 110 | 157 | 160 | 181 | 159 | 131 |
| 100 | 155 | 157 | 178 | 156 | 129 |
| 90 | 154 | 156 | 172 | 154 | 127 |
| 80 | 153 | 155 | 168 | 151 | 124 |
| 70 | 152 | 154 | 163 | 149 | 122 |
| 60 | 150 | 152 | 161 | 145 | 116 |
| 50 | 149 | 150 | 158 | 143 | 108 |
| 40 | 146 | 149 | 156 | 138 | 106 |
| 30 | 145 | 147 | 153 | 133 | 103 |
| 25 | 144 | 146 | 152 | 131 | 101 |
| 20 | 144 | 145 | 151 | 129 | 100 |
| 15 | 143 | 144 | 150 | 126 | 97 |
| 10 | 143 | 143 | 148 | 122 | 94 |
| 9 | 142 | 143 | 148 | 121 | 94 |
| 8 | 142 | 143 | 147 | 120 | 94 |
| 7 | 142 | 143 | 146 | 118 | 94 |
| 6 | 141 | 143 | 146 | 115 | 94 |
| 5 | 140 | 142 | 146 | 109 | 94 |
| 4 | 140 | 142 | 146 | 106 | 94 |
| 3 | 140 | 142 | 145 | 104 | 94 |
| 2 | 139 | 141 | 144 | 100 | 94 |
| 1 | 138 | 140 | 143 | 95 | 93 |
| 0 | 135 | 139 | 142 | 92 | 92 |

(*) Abflußjahr: 1.11. des Vorjahres bis 31.10.

Extremwerte ab 1936
die Wasserstände sind durch Talsperrenbetrieb beeinflußt
eisfrei

BfG Koblenz

$A_{Eo}$ : 19910 km²
PNP :NN + 20.00 m
Lage: 256.0 km unterh. v.Werra u.Fulda links

W
cm

Pegel : Liebenau Nr. 47500200
Gewässer : Weser
Gebiet : Mittelweser

## Tageswerte

| Tag | 1999 Nov | 1999 Dez | 2000 Jan | Feb | Mrz | Apr | Mai | Jun | Jul | Aug | Sep | Okt | Nov | Dez |
|---|---|---|---|---|---|---|---|---|---|---|---|---|---|---|
| 1. | 126 | 148 | 317 | 441 | 454 | 302 | 175 | 141 | 134 | 148 | 132 | 139 | 139 | 153 |
| 2. | 129 | 149 | 296 | 447 | 447 | 302 | 183 | 142 | 134 | 155 | 138 | 139 | 142 | 158 |
| 3. | 130 | 154 | 288 | 420 | 454 | 292 | 189 | 138 | 136 | 146 | 142 | 144 | 147 | 154 |
| 4. | 129 | 157 | 278 | 393 | 521 | 284 | 183 | 136 | 148 | 142 | 146 | 139 | 155 | 151 |
| 5. | 133 | 153 | 305 | 371 | 500 | 273 | 174 | 142 | 175 | 139 | 144 | 134 | 150 | 148 |
| 6. | 131 | 152 | 302 | 359 | 485 | 263 | 169 | 166 | 179 | 139 | 142 | 133 | 154 | 149 |
| 7. | 128 | 159 | 292 | 346 | 474 | 254 | 167 | 158 | 169 | 134 | 148 | 136 | 165 | 141 |
| 8. | 133 | 193 | 298 | 334 | 451 | 246 | 163 | 165 | 149 | 134 | 141 | 132 | 153 | 137 |
| 9. | 129 | 188 | 286 | 335 | 471 | 237 | 164 | 152 | 138 | 134 | 141 | 134 | 146 | 139 |
| 10. | 131 | 183 | 273 | 325 | 571 | 231 | 162 | 146 | 135 | 133 | 139 | 136 | 147 | 138 |
| 11. | 134 | 190 | 263 | 323 | 603 | 226 | 161 | 140 | 139 | 135 | 141 | 134 | 145 | 142 |
| 12. | 131 | 215 | 258 | 331 | 592 | 223 | 160 | 140 | 147 | 133 | 138 | 136 | 143 | 148 |
| 13. | 133 | 272 | 256 | 325 | 555 | 221 | 156 | 140 | 142 | 135 | 136 | 137 | 143 | 155 |
| 14. | 148 | 282 | 245 | 344 | 516 | 220 | 154 | 140 | 145 | 133 | 133 | 138 | 143 | 166 |
| 15. | 148 | 325 | 229 | 335 | 525 | 218 | 150 | 137 | 144 | 132 | 135 | 144 | 145 | 174 |
| 16. | 142 | 324 | 217 | 331 | 523 | 218 | 148 | 135 | 143 | 130 | 138 | 139 | 152 | 186 |
| 17. | 139 | 305 | 210 | 337 | 499 | 212 | 146 | 136 | 141 | 136 | 146 | 161 | 161 | 190 |
| 18. | 136 | 284 | 208 | 353 | 486 | 207 | 144 | 131 | 143 | 140 | 142 | 174 | 167 | 208 |
| 19. | 139 | 265 | 202 | 382 | 473 | 202 | 145 | 137 | 143 | 140 | 135 | 163 | 160 | 206 |
| 20. | 141 | 249 | 200 | 391 | 470 | 205 | 150 | 133 | 135 | 147 | 139 | 143 | 153 | 186 |
| 21. | 137 | 238 | 204 | 398 | 470 | 202 | 148 | 131 | 134 | 156 | 139 | 138 | 150 | 172 |
| 22. | 137 | 224 | 220 | 406 | 453 | 199 | 154 | 138 | 136 | 150 | 136 | 136 | 147 | 165 |
| 23. | 139 | 216 | 255 | 390 | 429 | 196 | 152 | 139 | 136 | 148 | 134 | 132 | 151 | 161 |
| 24. | 144 | 215 | 247 | 370 | 407 | 199 | 149 | 138 | 134 | 145 | 139 | 136 | 151 | 156 |
| 25. | 146 | 216 | 235 | 375 | 390 | 207 | 158 | 136 | 134 | 140 | 142 | 132 | 151 | 154 |
| 26. | 147 | 247 | 217 | 436 | 383 | 199 | 153 | 135 | 141 | 137 | 138 | 130 | 145 | 154 |
| 27. | 146 | 299 | 207 | 494 | 386 | 191 | 146 | 137 | 144 | 132 | 137 | 132 | 146 | 156 |
| 28. | 150 | 360 | 197 | 492 | 361 | 188 | 152 | 134 | 149 | 139 | 142 | 138 | 144 | 156 |
| 29. | 153 | 388 | 200 | 471 | 341 | 181 | 144 | 131 | 149 | 135 | 136 | 139 | 147 | 153 |
| 30. | 152 | 380 | 320 | | 326 | 177 | 147 | 131 | 145 | 130 | 134 | 139 | 153 | 161 |
| 31. | | 352 | 382 | | 313 | | 144 | | 145 | 132 | | 142 | | 170 |

## Hauptwerte

| | 1999 Nov | 1999 Dez | 2000 Jan | Feb | Mrz | Apr | Mai | Jun | Jul | Aug | Sep | Okt | Nov | Dez |
|---|---|---|---|---|---|---|---|---|---|---|---|---|---|---|
| Tag | 1. | 1. | 28. | 11. | 31. | 30. | 18.+ | 18.+ | 1.+ | 16.+ | 1. | 26. | 1. | 8. |
| NW | 126 | 148 | 197 | 323 | 313 | 177 | 144 | 131 | 134 | 130 | 132 | 130 | 139 | 137 |
| MW | 138 | 241 | 255 | 381 | 462 | 226 | 158 | 140 | 144 | 139 | 139 | 140 | 150 | 161 |
| HW | 165 | 391 | 420 | 504 | 607 | 307 | 202 | 177 | 205 | 171 | 164 | 190 | 177 | 226 |
| Tag | 29. | 29. | 31. | 27. | 11. | 1. | 3. | 8. | 5. | 21. | 7. | 18. | 18. | 18. |
| | 1990/1999 | | 1991/2000 | | | | | | 10 Jahre | | | | | |
| Jahr | 1991 | 1991 | 1996 | 1996 | 1996 | 1991 | 1991 | 1996 | 1993 | 1996 | 1991 | 1991 | 1991 | 1991 |
| NW | 113 | 117 | 135 | 122 | 137 | 137 | 130 | 120 | 121 | 119 | 110 | 114 | 113 | 117 |
| MNW | 157 | 166 | 206 | 225 | 221 | 194 | 151 | 135 | 128 | 125 | 125 | 134 | 158 | 163 |
| MW | 217 | 255 | 307 | 294 | 313 | 246 | 177 | 154 | 141 | 135 | 144 | 170 | 212 | 249 |
| MHW | 309 | 406 | 438 | 451 | 479 | 334 | 230 | 208 | 183 | 176 | 207 | 270 | 296 | 389 |
| HW | 681 | 652 | 686 | 690 | 647 | 648 | 291 | 275 | 205 | 194 | 397 | 678 | 681 | 652 |
| Jahr | 1998 | 1993 | 1995 | 1995 | 1994 | 1994 | 1994 + | 1995 | 2000 | 1993 | 1998 | 1998 | 1998 | 1993 |

| | Abflußjahr (*) 2000 Jahr | Datum | Winter | Sommer | Kalenderjahr 2000 Jahr | Datum |
|---|---|---|---|---|---|---|
| NW cm | 126 | am 01.11.1999 | 126 | 130 | 130 | am 16.08.2000 |
| MW cm | 213 | | 284 | 143 | 207 | |
| HW cm | 607 | am 11.03.2000 | 607 | 205 | 607 | am 11.03.2000 |
| | 1991/2000 (*) 10 Jahre | | | | 1991/2000 | |
| NW cm | 110 | am 08.09.1991 | 113 | 110 | 110 | am 08.09.1991 |
| MNW cm | 121 | | 143 | 123 | 122 | |
| MW cm | 212 | | 272 | 153 | 212 | |
| MHW cm | 597 | | 582 | 300 | 599 | |
| HW cm | 690 | am 03.02.1995 | 690 | 678 | 690 | am 03.02.1995 |

## Extremwerte

| | Niedrigwasser cm | Datum | Hochwasser cm | Datum |
|---|---|---|---|---|
| 1 | 103 | 19.10.1959 | 696 | 18.07.1956 |
| 2 | 106 | 30.08.1964 | 695 | 15.03.1981 |
| 3 | 110 | 08.09.1991 | 690 | 03.02.1995 |
| 4 | 113 | 24.10.1990 | 687 | 03.01.1987 |
| 5 | 113 | 10.01.1954 | 686 | 26.02.1970 |
| 6 | 114 | 01.11.1976 | 681 | 04.11.1998 |
| 7 | 116 | 17.10.1992 | 677 | 17.01.1968 |
| 8 | 116 | 13.08.1990 | 673 | 04.01.1994 |
| 9 | 116 | 22.11.1983 | 673 | 29.03.1988 |
| 10 | 116 | 07.10.1973 | 672 | 29.03.1987 |

## Dauertabelle

| Unterschreitungsdauer in Tagen | Unterschrittene Wasserstände cm: Abflußjahr (*) 2000 | Kalenderjahr 2000 | 1991/2000 10 Kalenderjahre: Obere Hüllwerte | Mittlere Werte | Untere Hüllwerte |
|---|---|---|---|---|---|
| (365) | | | | | |
| 364 | 592 | 592 | 688 | 671 | 378 |
| 363 | 571 | 571 | 687 | 661 | 367 |
| 362 | 555 | 555 | 685 | 642 | 351 |
| 361 | 525 | 525 | 682 | 624 | 342 |
| 360 | 523 | 523 | 681 | 603 | 327 |
| 359 | 521 | 521 | 677 | 591 | 322 |
| 358 | 516 | 516 | 674 | 572 | 320 |
| 357 | 500 | 500 | 673 | 556 | 305 |
| 356 | 499 | 499 | 662 | 538 | 302 |
| 350 | 473 | 473 | 638 | 488 | 274 |
| 340 | 447 | 447 | 589 | 416 | 258 |
| 330 | 391 | 391 | 538 | 376 | 237 |
| 320 | 370 | 359 | 470 | 342 | 224 |
| 300 | 323 | 305 | 409 | 297 | 199 |
| 270 | 249 | 220 | 328 | 239 | 174 |
| 240 | 205 | 186 | 269 | 205 | 157 |
| 210 | 167 | 161 | 237 | 180 | 146 |
| 183 | 152 | 153 | 217 | 162 | 139 |
| 150 | 146 | 147 | 198 | 150 | 134 |
| 130 | 143 | 145 | 178 | 146 | 131 |
| 120 | 142 | 143 | 168 | 144 | 129 |
| 110 | 140 | 143 | 161 | 142 | 128 |
| 100 | 140 | 141 | 157 | 140 | 127 |
| 90 | 139 | 140 | 151 | 139 | 126 |
| 80 | 138 | 140 | 150 | 137 | 124 |
| 70 | 137 | 139 | 146 | 136 | 122 |
| 60 | 137 | 138 | 143 | 134 | 121 |
| 50 | 136 | 137 | 143 | 132 | 119 |
| 40 | 135 | 136 | 140 | 130 | 118 |
| 30 | 134 | 135 | 139 | 128 | 117 |
| 25 | 134 | 135 | 137 | 126 | 116 |
| 20 | 133 | 134 | 136 | 125 | 116 |
| 15 | 132 | 133 | 135 | 124 | 115 |
| 10 | 132 | 133 | 134 | 122 | 114 |
| 9 | 131 | 133 | 134 | 122 | 114 |
| 8 | 131 | 133 | 134 | 121 | 113 |
| 7 | 131 | 132 | 134 | 121 | 113 |
| 6 | 131 | 132 | 134 | 120 | 112 |
| 5 | 130 | 132 | 133 | 119 | 112 |
| 4 | 130 | 132 | 133 | 118 | 112 |
| 3 | 130 | 131 | 133 | 117 | 112 |
| 2 | 129 | 131 | 132 | 117 | 111 |
| 1 | 128 | 131 | 131 | 115 | 111 |
| 0 | 126 | 130 | 130 | 110 | 110 |

(*) Abflußjahr: 1.11. des Vorjahres bis 31.10.

Extremwerte ab 1954
die Wasserstände sind durch Talsperrenbetrieb und Kanalspeisung beeinflußt
eisfrei

$A_{Eo}$ : 22112 km²
PNP :NN + 7.99 m
Lage: 308.9 km unterh. v.Werra u.Fulda rechts

W
cm

Pegel : Dörverden Nr. 47900209
Gewässer : Weser
Gebiet : Mittelweser

## Tageswerte

| Tag | 1999 Nov | 1999 Dez | 2000 Jan | Feb | Mrz | Apr | Mai | Jun | Jul | Aug | Sep | Okt | Nov | Dez |
|---|---|---|---|---|---|---|---|---|---|---|---|---|---|---|
| 1. | 232 | 250 | 430 | 524 | 563 | 422 | 285 | 242 | 236 | 249 | 231 | 233 | 239 | 254 |
| 2. | 234 | 255 | 407 | 551 | 552 | 423 | 290 | 245 | 233 | 251 | 237 | 234 | 239 | 257 |
| 3. | 236 | 256 | 392 | 533 | 552 | 414 | 297 | 241 | 236 | 253 | 240 | 233 | 245 | 253 |
| 4. | 238 | 260 | 386 | 507 | 605 | 403 | 292 | 239 | 245 | 245 | 245 | 231 | 256 | 251 |
| 5. | 239 | 259 | 404 | 484 | 622 | 391 | 284 | 243 | 259 | 243 | 241 | 232 | 248 | 251 |
| 6. | 238 | 254 | 415 | 468 | 592 | 382 | 280 | 262 | 275 | 239 | 241 | 232 | 250 | 249 |
| 7. | 240 | 259 | 401 | 458 | 586 | 372 | 276 | 261 | 270 | 241 | 245 | 236 | 262 | 244 |
| 8. | 240 | 285 | 402 | 447 | 566 | 363 | 276 | 263 | 253 | 233 | 244 | 230 | 253 | 238 |
| 9. | 237 | 289 | 398 | 443 | 568 | 355 | 270 | 253 | 242 | 233 | 242 | 233 | 248 | 241 |
| 10. | 239 | 285 | 381 | 439 | 640 | 345 | 271 | 249 | 241 | 232 | 243 | 236 | 247 | 240 |
| 11. | 238 | 288 | 372 | 427 | 692 | 340 | 269 | 244 | 241 | 234 | 243 | 236 | 247 | 241 |
| 12. | 240 | 306 | 364 | 440 | 705 | 336 | 267 | 243 | 246 | 234 | 241 | 236 | 243 | 251 |
| 13. | 241 | 373 | 362 | 430 | 690 | 335 | 266 | 242 | 242 | 233 | 236 | 238 | 246 | 254 |
| 14. | 249 | 383 | 354 | 448 | 651 | 332 | 263 | 243 | 244 | 231 | 235 | 244 | 246 | 261 |
| 15. | 254 | 423 | 337 | 448 | 643 | 331 | 258 | 239 | 247 | 233 | 235 | 242 | 245 | 272 |
| 16. | 250 | 433 | 326 | 443 | 654 | 330 | 252 | 240 | 242 | 231 | 238 | 245 | 249 | 281 |
| 17. | 248 | 416 | 318 | 445 | 635 | 325 | 252 | 237 | 243 | 234 | 247 | 243 | 257 | 287 |
| 18. | 243 | 390 | 314 | 452 | 616 | 318 | 250 | 236 | 243 | 238 | 241 | 263 | 265 | 298 |
| 19. | 245 | 378 | 307 | 484 | 599 | 312 | 247 | 239 | 245 | 239 | 238 | 267 | 259 | 305 |
| 20. | 248 | 358 | 306 | 499 | 592 | 314 | 253 | 235 | 241 | 242 | 237 | 250 | 256 | 286 |
| 21. | 246 | 345 | 306 | 506 | 590 | 309 | 252 | 235 | 235 | 250 | 241 | 245 | 252 | 274 |
| 22. | 245 | 334 | 319 | 511 | 581 | 310 | 259 | 237 | 238 | 249 | 236 | 239 | 250 | 266 |
| 23. | 249 | 321 | 353 | 506 | 555 | 305 | 255 | 241 | 236 | 247 | 234 | 236 | 250 | 264 |
| 24. | 250 | 322 | 356 | 485 | 531 | 307 | 254 | 240 | 235 | 246 | 237 | 238 | 253 | 259 |
| 25. | 248 | 317 | 344 | 476 | 509 | 318 | 260 | 240 | 235 | 241 | 240 | 235 | 253 | 256 |
| 26. | 252 | 351 | 326 | 527 | 499 | 307 | 257 | 241 | 240 | 238 | 240 | 236 | 247 | 257 |
| 27. | 252 | 384 | 313 | 580 | 510 | 301 | 255 | 240 | 242 | 228 | 239 | 235 | 249 | 254 |
| 28. | 255 | 446 | 304 | 603 | 484 | 298 | 251 | 237 | 247 | 237 | 243 | 239 | 245 | 256 |
| 29. | 260 | 485 | 302 | 581 | 467 | 292 | 246 | 236 | 252 | 235 | 239 | 238 | 246 | 255 |
| 30. | 258 | 486 | 383 | | 449 | 288 | 248 | 232 | 248 | 231 | 237 | 237 | 250 | 259 |
| 31. | | 469 | 476 | | 437 | | 245 | | 244 | 229 | | 242 | | 265 |

## Hauptwerte

| | 1999 Nov | 1999 Dez | 2000 Jan | Feb | Mrz | Apr | Mai | Jun | Jul | Aug | Sep | Okt | Nov | Dez |
|---|---|---|---|---|---|---|---|---|---|---|---|---|---|---|
| Tag | 1. | 1. | 29. | 11. | 31. | 30. | 31. | 30. | 2. | 27. | 1. | 8. | 1.+ | 8. |
| NW | 232 | 250 | 302 | 427 | 437 | 288 | 245 | 232 | 233 | 228 | 231 | 230 | 239 | 238 |
| MW | 245 | 344 | 360 | 488 | 579 | 339 | 264 | 243 | 244 | 239 | 239 | 239 | 250 | 261 |
| HW | 265 | 491 | 494 | 607 | 707 | 430 | 302 | 274 | 291 | 261 | 258 | 280 | 272 | 315 |
| Tag | 29. | 30. | 31. | 28. | 12. | 1. | 3. | 6.+ | 6. | 1.+ | 8. | 19. | 19. | 18. |

| | 1990/1999 | | 1991/2000 | | | | | | 10 Jahre | | | | | |
|---|---|---|---|---|---|---|---|---|---|---|---|---|---|---|
| Jahr | 1991 | 1991 | 1996 | 1996 | 1996 | 1991 | 1991 | 1996 | 1993 | 1998 | 1991 | 1991 | 1991 | 1991 |
| NW | 215 | 221 | 236 | 235 | 244 | 232 | 231 | 223 | 220 | 212 | 209 | 212 | 215 | 221 |
| MNW | 264 | 276 | 317 | 338 | 330 | 304 | 258 | 240 | 231 | 226 | 229 | 238 | 264 | 271 |
| MW | 327 | 365 | 421 | 410 | 428 | 359 | 285 | 260 | 246 | 240 | 250 | 274 | 322 | 358 |
| MHW | 438 | 518 | 552 | 568 | 603 | 444 | 339 | 351 | 334 | 300 | 314 | 373 | 422 | 500 |
| HW | 820 | 760 | 835 | 854 | 767 | 767 | 420 | 511 | 511 | 511 | 498 | 776 | 820 | 760 |
| Jahr | 1998 | 1993 | 1995 | 1995 | 1995 | 1994 | 1994 | 1991 + | 1992 + | 1994 | 1998 | 1998 | 1998 | 1993 |

| | Abflußjahr (*) 2000 Jahr | Datum | Winter | Sommer | Kalenderjahr 2000 Jahr | Datum |
|---|---|---|---|---|---|---|
| NW cm | 228 | am 27.08.2000 | 232 | 228 | 228 | am 27.08.2000 |
| MW cm | 318 | | 392 | 245 | 312 | |
| HW cm | 707 | am 12.03.2000 | 707 | 302 | 707 | am 12.03.2000 |

| | 1991/2000 (*) 10 Jahre | | | | 1991/2000 | |
|---|---|---|---|---|---|---|
| NW cm | 209 | am 11.09.1991 | 215 | 209 | 209 | am 11.09.1991 |
| MNW cm | 223 | | 250 | 223 | 223 | |
| MW cm | 322 | | 385 | 260 | 321 | |
| MHW cm | 715 | | 702 | 460 | 718 | |
| HW cm | 854 | am 03.02.1995 | 854 | 776 | 854 | am 03.02.1995 |

## Extremwerte

| | Niedrigwasser cm | Datum | Hochwasser cm | Datum |
|---|---|---|---|---|
| 1 | 197 | 10.10.1959 | 855 | 15.03.1981 |
| 2 | 209 | 11.09.1991 | 854 | 03.02.1995 |
| 3 | 209 | 05.11.1976 | 851 | 04.01.1987 |
| 4 | 211 | 02.09.1964 | 827 | 05.01.1994 |
| 5 | 212 | 10.08.1998 | 820 | 05.11.1998 |
| 6 | 215 | 09.08.1990 | 818 | 19.01.1968 |
| 7 | 216 | 10.08.1996 | 815 | 27.02.1970 |
| 8 | 216 | 08.10.1973 | 801 | 31.03.1988 |
| 9 | 218 | 21.10.1992 | 800 | 30.03.1987 |
| 10 | 218 | 25.10.1990 | 773 | 24.12.1965 |

## Dauertabelle

| Unterschreitungsdauer in Tagen | Unterschrittene Wasserstände cm: Abfluß-jahr (*) 2000 | Kalender jahr 2000 | 1991/2000 10 Kalenderjahre: Obere Hüllwerte | Mittlere Werte | Untere Hüllwerte |
|---|---|---|---|---|---|
| (365) | | | | | |
| 364 | 692 | 692 | 848 | 811 | 503 |
| 363 | 690 | 690 | 847 | 787 | 496 |
| 362 | 654 | 654 | 841 | 754 | 474 |
| 361 | 651 | 651 | 834 | 742 | 450 |
| 360 | 643 | 643 | 833 | 731 | 447 |
| 359 | 640 | 640 | 826 | 710 | 443 |
| 358 | 635 | 635 | 815 | 690 | 438 |
| 357 | 622 | 622 | 803 | 677 | 421 |
| 356 | 616 | 616 | 794 | 668 | 404 |
| 350 | 590 | 590 | 750 | 605 | 392 |
| 340 | 552 | 552 | 717 | 536 | 372 |
| 330 | 507 | 507 | 672 | 491 | 348 |
| 320 | 484 | 468 | 620 | 459 | 333 |
| 300 | 430 | 414 | 537 | 414 | 308 |
| 270 | 358 | 330 | 444 | 352 | 280 |
| 240 | 312 | 288 | 389 | 313 | 263 |
| 210 | 271 | 260 | 358 | 287 | 248 |
| 183 | 255 | 254 | 331 | 269 | 242 |
| 150 | 248 | 248 | 311 | 256 | 235 |
| 130 | 245 | 246 | 289 | 252 | 233 |
| 120 | 244 | 244 | 280 | 249 | 231 |
| 110 | 243 | 243 | 272 | 248 | 229 |
| 100 | 242 | 242 | 267 | 246 | 228 |
| 90 | 241 | 242 | 261 | 244 | 226 |
| 80 | 240 | 241 | 259 | 242 | 224 |
| 70 | 239 | 240 | 255 | 240 | 224 |
| 60 | 238 | 239 | 252 | 238 | 222 |
| 50 | 237 | 238 | 250 | 236 | 220 |
| 40 | 237 | 237 | 248 | 234 | 219 |
| 30 | 236 | 236 | 247 | 232 | 217 |
| 25 | 235 | 235 | 246 | 231 | 216 |
| 20 | 234 | 234 | 245 | 229 | 215 |
| 15 | 234 | 234 | 244 | 227 | 214 |
| 10 | 233 | 233 | 243 | 225 | 214 |
| 9 | 233 | 233 | 242 | 225 | 213 |
| 8 | 232 | 232 | 241 | 224 | 213 |
| 7 | 232 | 232 | 241 | 223 | 213 |
| 6 | 232 | 232 | 241 | 222 | 213 |
| 5 | 232 | 232 | 241 | 221 | 212 |
| 4 | 232 | 232 | 241 | 219 | 212 |
| 3 | 231 | 231 | 240 | 217 | 212 |
| 2 | 230 | 230 | 240 | 216 | 211 |
| 1 | 229 | 229 | 238 | 214 | 211 |
| 0 | 228 | 228 | 236 | 209 | 209 |

(*) Abflußjahr: 1.11. des Vorjahres bis 31.10.

Extremwerte ab 30.06.1958 (Stauerrichtung)
die Wasserstände sind durch Talsperrenbetrieb und Kanalspeisung beeinflußt
eisfrei

$A_{Eo}$ : 37718 km²
PNP :NN + 4.79 m
Lage: 331.3 km unterh. v.Werra u.Fulda links

W

cm

Pegel : Intschede Nr. 49100101
Gewässer : Weser
Gebiet : Mittelweser

## Tageswerte

| Tag | 1999 Nov | 1999 Dez | 2000 Jan | Feb | Mrz | Apr | Mai | Jun | Jul | Aug | Sep | Okt | Nov | Dez |
|---|---|---|---|---|---|---|---|---|---|---|---|---|---|---|
| 1. | 49 | 84 | 299 | 410 | 457 | 352 | 158 | 83 | 59 | 93 | 50 | 59 | 70 | 94 |
| 2. | 51 | 90 | 274 | 442 | 443 | 347 | 169 | 86 | 52 | 88 | 60 | 55 | 67 | 96 |
| 3. | 54 | 91 | 255 | 435 | 444 | 333 | 174 | 77 | 55 | 98 | 67 | 57 | 73 | 91 |
| 4. | 55 | 107 | 250 | 410 | 483 | 316 | 164 | 75 | 76 | 86 | 76 | 50 | 90 | 88 |
| 5. | 60 | 111 | 262 | 388 | 511 | 300 | 151 | 78 | 92 | 83 | 69 | 54 | 78 | 86 |
| 6. | 54 | 105 | 282 | 369 | 495 | 288 | 145 | 108 | 121 | 74 | 73 | 54 | 83 | 82 |
| 7. | 58 | 110 | 274 | 353 | 490 | 276 | 137 | 108 | 120 | 75 | 79 | 62 | 97 | 76 |
| 8. | 55 | 138 | 272 | 338 | 475 | 262 | 136 | 119 | 108 | 61 | 78 | 53 | 88 | 71 |
| 9. | 54 | 158 | 268 | 332 | 468 | 254 | 126 | 99 | 76 | 59 | 78 | 55 | 83 | 74 |
| 10. | 53 | 161 | 251 | 331 | 518 | 241 | 127 | 93 | 74 | 60 | 79 | 61 | 79 | 74 |
| 11. | 56 | 156 | 239 | 321 | 573 | 235 | 124 | 83 | 71 | 61 | 77 | 62 | 78 | 73 |
| 12. | 54 | 169 | 228 | 328 | 599 | 228 | 120 | 77 | 82 | 61 | 72 | 64 | 73 | 87 |
| 13. | 56 | 230 | 225 | 318 | 605 | 226 | 117 | 74 | 77 | 60 | 63 | 63 | 73 | 99 |
| 14. | 72 | 260 | 216 | 328 | 592 | 222 | 111 | 77 | 74 | 52 | 59 | 69 | 79 | 110 |
| 15. | 76 | 301 | 200 | 338 | 584 | 223 | 106 | 70 | 84 | 52 | 62 | 67 | 74 | 127 |
| 16. | 69 | 314 | 190 | 338 | 594 | 218 | 101 | 72 | 74 | 54 | 64 | 69 | 80 | 135 |
| 17. | 65 | 296 | 180 | 338 | 588 | 214 | 97 | 67 | 73 | 51 | 81 | 80 | 88 | 145 |
| 18. | 63 | 265 | 177 | 340 | 574 | 205 | 96 | 64 | 75 | 66 | 72 | 100 | 96 | 156 |
| 19. | 66 | 252 | 173 | 360 | 562 | 196 | 92 | 69 | 76 | 70 | 71 | 94 | 93 | 164 |
| 20. | 65 | 228 | 174 | 376 | 554 | 199 | 100 | 57 | 68 | 72 | 64 | 73 | 91 | 145 |
| 21. | 70 | 213 | 177 | 385 | 551 | 197 | 99 | 61 | 58 | 92 | 71 | 71 | 84 | 128 |
| 22. | 66 | 200 | 188 | 394 | 547 | 197 | 109 | 60 | 61 | 98 | 63 | 59 | 81 | 116 |
| 23. | 71 | 187 | 223 | 390 | 530 | 189 | 105 | 73 | 61 | 84 | 59 | 57 | 81 | 110 |
| 24. | 71 | 183 | 236 | 373 | 507 | 188 | 103 | 71 | 59 | 83 | 64 | 63 | 87 | 102 |
| 25. | 72 | 182 | 223 | 363 | 482 | 198 | 108 | 69 | 64 | 72 | 66 | 58 | 87 | 98 |
| 26. | 81 | 212 | 202 | 405 | 464 | 195 | 106 | 70 | 69 | 65 | 68 | 57 | 81 | 99 |
| 27. | 80 | 243 | 187 | 457 | 460 | 183 | 108 | 67 | 74 | 52 | 68 | 57 | 80 | 95 |
| 28. | 87 | 311 | 176 | 486 | 433 | 175 | 103 | 62 | 89 | 61 | 76 | 68 | 76 | 97 |
| 29. | 85 | 354 | 175 | 473 | 408 | 167 | 91 | 59 | 97 | 58 | 77 | 69 | 81 | 97 |
| 30. | 90 | 353 | 244 | | 383 | 163 | 92 | 52 | 95 | 53 | 67 | 73 | 84 | 103 |
| 31. | | 333 | 347 | | 367 | | 88 | | 86 | 49 | | 73 | | 108 |

## Hauptwerte

| | 1999 Nov | 1999 Dez | 2000 Jan | Feb | Mrz | Apr | Mai | Jun | Jul | Aug | Sep | Okt | Nov | Dez |
|---|---|---|---|---|---|---|---|---|---|---|---|---|---|---|
| Tag | 1. | 1. | 19. | 13. | 31. | 30. | 31. | 30. | 2. | 31. | 1. | 4. | 2. | 8. |
| NW | 49 | 84 | 173 | 318 | 367 | 163 | 88 | 52 | 52 | 49 | 50 | 50 | 67 | 71 |
| MW | 65 | 206 | 228 | 377 | 508 | 233 | 118 | 76 | 78 | 69 | 69 | 65 | 82 | 104 |
| HW | 105 | 363 | 373 | 489 | 607 | 361 | 179 | 130 | 141 | 120 | 90 | 119 | 111 | 174 |
| Tag | 29. | 29. | 31. | 28. | 13. | 1. | 3. | 8. | 6. | 22.+ | 6.+ | 18. | 19. | 19. |

| | 1990/1999 | | 1991/2000 | | | | | | 10 Jahre | | | | | |
|---|---|---|---|---|---|---|---|---|---|---|---|---|---|---|
| Jahr | 1991 | 1997 | 1996 | 1996 | 1996 | 1991 | 1991 | 1996 | 1991 | 1996 | 1991 | 1991 | 1991 | 1997 |
| NW | 19 | 42 | 45 | 87 | 87 | 82 | 59 | 33 | 33 | 20 | 6 | 18 | 19 | 42 |
| MNW | 103 | 127 | 190 | 217 | 210 | 180 | 104 | 71 | 50 | 41 | 46 | 63 | 103 | 119 |
| MW | 182 | 237 | 304 | 302 | 326 | 247 | 148 | 105 | 78 | 64 | 77 | 108 | 174 | 227 |
| MHW | 286 | 402 | 433 | 460 | 481 | 340 | 221 | 172 | 136 | 123 | 147 | 219 | 263 | 380 |
| HW | 703 | 639 | 697 | 701 | 668 | 663 | 351 | 276 | 188 | 184 | 347 | 650 | 703 | 639 |
| Jahr | 1998 | 1993 | 1994 | 1995 | 1994 | 1994 | 1994 | 1995 | 1997 | 1993 | 1998 | 1998 | 1998 | 1993 |

| | Abflußjahr (*) 2000 Jahr | Datum | Winter | Sommer | Kalenderjahr 2000 Jahr | Datum |
|---|---|---|---|---|---|---|
| NW cm | 49 | am 01.11.1999 | 49 | 49 | 49 | am 31.08.2000 |
| MW cm | 174 | | 270 | 79 | 167 | |
| HW cm | 607 | am 13.03.2000 | 607 | 179 | 607 | am 13.03.2000 |

| | 1991/2000 (*) 10 Jahre | | | | 1991/2000 | |
|---|---|---|---|---|---|---|
| NW cm | 6 | am 11.09.1991 | 19 | 6 | 6 | am 11.09.1991 |
| MNW cm | 35 | | 84 | 36 | 36 | |
| MW cm | 181 | | 266 | 97 | 180 | |
| MHW cm | 596 | | 583 | 292 | 602 | |
| HW cm | 703 | am 06.11.1998 | 703 | 650 | 703 | am 06.11.1998 |

## Extremwerte

| | Niedrigwasser cm | Datum | Hochwasser cm | Datum |
|---|---|---|---|---|
| 1 | 6 | 11.09.1991 | 762 | 29.02.1940 |
| 2 | 18 | 13.08.1990 | 757 | 17.03.1947 |
| 3 | 20 | 10.08.1996 | 747 | 13.02.1941 |
| 4 | 21 | 26.08.1976 | 746 | 11.02.1946 |
| 5 | 25 | 09.08.1992 | 742 | 25.01.1924 |
| 6 | 29 | 25.10.1990 | 730 | 05.01.1926 |
| 7 | 30 | 26.08.1989 | 722 | 04.12.1939 |
| 8 | 31 | 14.09.1973 | 720 | 16.03.1981 |
| 9 | 33 | 31.07.1991 | 716 | 05.01.1987 |
| 10 | 34 | 13.09.1989 | 716 | 23.03.1942 |

## Dauertabelle

| Unterschreitungsdauer in Tagen | Unterschrittene Wasserstände cm: Abflußjahr (*) 2000 | Kalenderjahr 2000 | 1991/2000 10 Kalenderjahre: Obere Hüllwerte | Mittlere Werte | Untere Hüllwerte |
|---|---|---|---|---|---|
| (365) | | | | | |
| 364 | 599 | 599 | 702 | 690 | 408 |
| 363 | 594 | 594 | 701 | 678 | 378 |
| 362 | 592 | 592 | 698 | 665 | 373 |
| 361 | 588 | 588 | 695 | 658 | 373 |
| 360 | 584 | 584 | 693 | 646 | 356 |
| 359 | 574 | 574 | 690 | 632 | 339 |
| 358 | 573 | 573 | 690 | 612 | 337 |
| 357 | 562 | 562 | 684 | 598 | 316 |
| 356 | 554 | 554 | 675 | 586 | 311 |
| 350 | 507 | 507 | 663 | 533 | 282 |
| 340 | 460 | 460 | 650 | 452 | 250 |
| 330 | 408 | 408 | 614 | 395 | 229 |
| 320 | 367 | 367 | 562 | 355 | 210 |
| 300 | 321 | 300 | 477 | 310 | 174 |
| 270 | 235 | 214 | 365 | 235 | 141 |
| 240 | 188 | 158 | 300 | 191 | 117 |
| 210 | 124 | 108 | 243 | 154 | 92 |
| 183 | 99 | 95 | 216 | 125 | 79 |
| 150 | 82 | 84 | 183 | 101 | 62 |
| 130 | 76 | 79 | 152 | 90 | 56 |
| 120 | 74 | 77 | 132 | 87 | 54 |
| 110 | 73 | 75 | 124 | 82 | 51 |
| 100 | 71 | 74 | 117 | 78 | 45 |
| 90 | 70 | 73 | 109 | 74 | 41 |
| 80 | 67 | 71 | 104 | 70 | 38 |
| 70 | 65 | 69 | 96 | 66 | 34 |
| 60 | 63 | 66 | 92 | 61 | 31 |
| 50 | 61 | 64 | 87 | 57 | 29 |
| 40 | 60 | 62 | 84 | 53 | 26 |
| 30 | 58 | 60 | 80 | 48 | 22 |
| 25 | 56 | 59 | 78 | 45 | 20 |
| 20 | 55 | 58 | 74 | 42 | 18 |
| 15 | 55 | 57 | 70 | 39 | 16 |
| 10 | 53 | 54 | 66 | 35 | 15 |
| 9 | 53 | 53 | 66 | 33 | 14 |
| 8 | 53 | 53 | 66 | 32 | 14 |
| 7 | 53 | 53 | 65 | 32 | 13 |
| 6 | 52 | 53 | 65 | 30 | 13 |
| 5 | 52 | 53 | 64 | 28 | 13 |
| 4 | 51 | 52 | 63 | 26 | 12 |
| 3 | 51 | 51 | 62 | 22 | 10 |
| 2 | 50 | 51 | 62 | 19 | 10 |
| 1 | 50 | 50 | 60 | 15 | 10 |
| 0 | 49 | 49 | 55 | 6 | 6 |

(*) Abflußjahr: 1.11. des Vorjahres bis 31.10.

Extremwerte ab 1921
die Wasserstände sind durch Talsperrenbetrieb und Kanalspeisung beeinflußt
eisfrei

$A_{Eo}$ : 4302 km²
PNP :NN + 168.02 m
Lage: 77.3 km oberhalb der Mündung rechts

W
cm

Pegel : Heldra — Nr. 41700105
Gewässer : Werra
Gebiet : Werra

## Tageswerte

| Tag | 1999 Nov | 1999 Dez | 2000 Jan | Feb | Mrz | Apr | Mai | Jun | Jul | Aug | Sep | Okt | Nov | Dez |
|---|---|---|---|---|---|---|---|---|---|---|---|---|---|---|
| 1. | K 145 | 171 | 224 | 294 | 290 | 250 | 207 | 171 | K 145 | 153 | 143 | 152 | 175 | 171 |
| 2. | 143 | 172 | 221 | 290 | 300 | 244 | 199 | 170 | K 148 | 149 | 150 | 151 | 173 | 168 |
| 3. | 153 | 174 | 218 | 288 | 295 | 239 | 193 | 168 | K 158 | 155 | 163 | 152 | 176 | 167 |
| 4. | 163 | 177 | 216 | 289 | 311 | 236 | 190 | 173 | K 166 | 160 | 171 | 150 | 181 | 166 |
| 5. | 152 | 177 | 227 | 286 | 304 | 237 | 185 | 177 | K 155 | 155 | 157 | 150 | 179 | 165 |
| 6. | 146 | 178 | 247 | 277 | 296 | 230 | 182 | 172 | K 155 | 149 | 151 | 152 | 171 | 163 |
| 7. | 145 | 177 | 240 | 267 | 287 | 223 | 183 | K 170 | K 151 | 148 | 152 | 154 | 172 | 164 |
| 8. | 146 | 191 | 236 | 259 | 281 | 220 | 180 | K 168 | K 153 | 151 | 167 | 153 | 170 | 161 |
| 9. | 150 | 206 | 235 | 259 | 299 | 217 | 187 | K 165 | K 164 | 153 | 169 | 155 | 168 | 159 |
| 10. | 155 | 206 | 236 | 259 | 322 | 214 | 184 | K 165 | K 158 | 151 | 155 | 161 | 167 | 160 |
| 11. | 196 | 213 | 236 | 259 | 321 | 212 | 183 | K 173 | 161 | 149 | K 155 | 162 | 166 | 163 |
| 12. | 211 | 226 | 228 | 256 | 342 | 209 | 179 | K 166 | 159 | 152 | 151 | 165 | 164 | 170 |
| 13. | 195 | 258 | 223 | 249 | 338 | 212 | 177 | K 161 | 154 | 146 | 154 | 161 | 165 | 175 |
| 14. | 187 | 258 | 218 | 248 | 319 | 212 | 175 | K 159 | 149 | 144 | 167 | 158 | 173 | 178 |
| 15. | 179 | 252 | 214 | 245 | 329 | 208 | 174 | K 157 | 158 | 143 | 161 | 156 | 182 | 194 |
| 16. | 176 | 246 | 208 | 265 | 323 | 206 | 173 | K 159 | 173 | 143 | 157 | 154 | 191 | 217 |
| 17. | 171 | 234 | 205 | 277 | 323 | 203 | 173 | K 155 | 161 | 143 | 163 | 153 | 181 | 210 |
| 18. | 169 | 221 | 205 | 266 | 331 | 200 | 173 | K 157 | 153 | 142 | 174 | 152 | 177 | 202 |
| 19. | 168 | 216 | 216 | 263 | 353 | 198 | 173 | K 154 | 150 | 139 | 165 | 152 | 175 | 191 |
| 20. | 166 | 209 | 215 | 281 | 341 | 203 | 177 | K 152 | 148 | 151 | 159 | 151 | 172 | 190 |
| 21. | 162 | 202 | 209 | 273 | 329 | 201 | 181 | K 150 | 146 | 175 | 160 | 154 | 171 | 187 |
| 22. | 162 | 196 | 214 | 261 | 316 | 195 | 179 | K 148 | 145 | 177 | 177 | 151 | 169 | 181 |
| 23. | 162 | 191 | 215 | 252 | 304 | 195 | 180 | K 147 | 144 | 172 | 180 | 148 | 170 | 175 |
| 24. | 164 | 187 | 207 | 246 | 293 | 193 | 178 | K 149 | 144 | 161 | 168 | 149 | 168 | 175 |
| 25. | 169 | 191 | 199 | 269 | 281 | 193 | 175 | K 156 | 151 | 152 | 162 | 149 | 165 | 177 |
| 26. | 177 | 234 | 192 | 317 | 273 | 191 | 176 | K 153 | 159 | 147 | 161 | 148 | 165 | 175 |
| 27. | 181 | 270 | 193 | 293 | 264 | 190 | 175 | K 150 | 152 | 145 | 158 | 150 | 165 | 175 |
| 28. | 180 | 275 | 193 | 288 | 256 | 189 | 172 | K 151 | 157 | 145 | 156 | 153 | 166 | 183 |
| 29. | 175 | 256 | 192 | 285 | 250 | 189 | 170 | K 147 | 164 | 143 | 155 | 160 | 172 | 181 |
| 30. | 174 | 243 | 253 | | 249 | 206 | 172 | K 148 | 160 | 142 | 153 | 159 | 177 | 174 |
| 31. | | 232 | 301 | | 254 | | 172 | | 157 | 141 | | 162 | | 171 |

## Hauptwerte

| | 1999 Nov | 1999 Dez | 2000 Jan | Feb | Mrz | Apr | Mai | Jun | Jul | Aug | Sep | Okt | Nov | Dez |
|---|---|---|---|---|---|---|---|---|---|---|---|---|---|---|
| Tag | 2. | 1. | 26.+ | 15. | 30. | 28.+ | 29. | 23.+ | 23.+ | 19. | 1. | 23.+ | 12. | 9. |
| NW | 143 | 171 | 192 | 245 | 249 | 189 | 170 | 147 | 144 | 139 | 143 | 148 | 164 | 159 |
| MW | 167 | 214 | 221 | 271 | 302 | 210 | 180 | 160 | 155 | 151 | 160 | 154 | 172 | 177 |
| HW | 217 | 286 | 324 | 337 | 357 | 254 | 212 | 185 | 175 | 188 | 191 | 176 | 195 | 220 |
| Tag | 12. | 28. | 30. | 26. | 19. | 1. | 1. | 15. | 16. | 21. | 22. | 31. | 16. | 16. |

| | 1990/1999 | | 1991/2000 | | | | | | | 10 Jahre | | | | |
|---|---|---|---|---|---|---|---|---|---|---|---|---|---|---|
| Jahr | 1991 | 1991 | 1996 | 1992 + | 1996 | 1991 | 1991 | 1998 | 1991 | 1991 | 1991 | 1991 | 1991 | 1991 |
| NW | 124 | 121 | 142 | 150 | 150 | 163 | 154 | 141 | 127 | 120 | 115 | 123 | 124 | 121 |
| MNW | 162 | 164 | 185 | 191 | 201 | 192 | 176 | 156 | 146 | 137 | 137 | 145 | 162 | 164 |
| MW | 188 | 208 | 233 | 223 | 237 | 216 | 190 | 172 | 161 | 147 | 153 | 162 | 187 | 207 |
| MHW | 240 | 290 | 317 | 287 | 300 | 263 | 227 | 207 | 205 | 175 | 191 | 203 | 233 | 280 |
| HW | 398 | 411 | 431 | 428 | 386 | 461 | 266 | 278 | 254 | 202 | 322 | 340 | 398 | 411 |
| Jahr | 1998 | 1993 | 1995 | 1995 | 1999 | 1994 | 1997 | 1995 | 1996 | 1996 | 1998 | 1998 | 1998 | 1993 |

| | Abflußjahr (*) 2000 Jahr | Datum | Winter | Sommer | Kalenderjahr 2000 Jahr | Datum |
|---|---|---|---|---|---|---|
| NW cm | 139 | am 19.08.2000 | 143 | 139 | 139 | am 19.08.2000 |
| MW cm | 195 | | 231 | 160 | 193 | |
| HW cm | 357 | am 19.03.2000 | 357 | 212 | 357 | am 19.03.2000 |

| | 1991/2000 (*) 10 Jahre | | | | 1991/2000 | |
|---|---|---|---|---|---|---|
| NW cm | 115 | am 03.09.1991 | 121 | 115 | 115 | am 03.09.1991 |
| MNW cm | 132 | | 152 | 134 | 133 | |
| MW cm | 191 | | 218 | 164 | 190 | |
| MHW cm | 363 | | 359 | 244 | 371 | |
| HW cm | 461 | am 16.04.1994 | 461 | 340 | 461 | am 16.04.1994 |

## Extremwerte

| | Niedrigwasser cm | Datum | Hochwasser cm | Datum |
|---|---|---|---|---|
| 1 | 115 | 03.09.1991 | 461 | 16.04.1994 |
| 2 | 116 | 07.10.1973 | 459 | 14.03.1981 |
| 3 | 117 | 14.08.1976 | 457 | 12.08.1981 |
| 4 | 121 | 15.12.1991 | 452 | 16.07.1956 |
| 5 | 122 | 22.11.1976 | 445 | 09.01.1982 |
| 6 | 122 | 03.10.1964 | 440 | 04.01.1987 |
| 7 | 126 | 14.11.1983 | 439 | 27.12.1967 |
| 8 | 126 | 01.10.1977 | 433 | 28.03.1988 |
| 9 | 128 | 19.09.1997 | 431 | 31.01.1995 |
| 10 | 128 | 30.12.1976 | 431 | 26.03.1987 |

## Dauertabelle

| Unterschreitungsdauer in Tagen | Unterschrittene Wasserstände cm: Abflußjahr (*) 2000 | Kalenderjahr 2000 | 1991/2000 10 Kalenderjahre: Obere Hüllwerte | Mittlere Werte | Untere Hüllwerte |
|---|---|---|---|---|---|
| (365) | | | | | |
| 364 | 342 | 342 | 457 | 406 | 250 |
| 363 | 341 | 341 | 446 | 394 | 250 |
| 362 | 338 | 338 | 445 | 380 | 247 |
| 361 | 331 | 331 | 437 | 359 | 246 |
| 360 | 331 | 331 | 415 | 348 | 243 |
| 359 | 329 | 329 | 409 | 338 | 240 |
| 358 | 329 | 329 | 404 | 331 | 239 |
| 357 | 323 | 323 | 401 | 325 | 239 |
| 356 | 322 | 322 | 397 | 321 | 239 |
| 350 | 311 | 311 | 374 | 301 | 237 |
| 340 | 293 | 293 | 316 | 278 | 227 |
| 330 | 281 | 281 | 303 | 262 | 208 |
| 320 | 265 | 263 | 295 | 250 | 202 |
| 300 | 249 | 240 | 267 | 232 | 187 |
| 270 | 218 | 210 | 248 | 212 | 174 |
| 240 | 202 | 192 | 223 | 198 | 166 |
| 210 | 184 | 178 | 207 | 187 | 162 |
| 183 | 176 | 174 | 196 | 178 | 153 |
| 150 | 169 | 168 | 184 | 167 | 145 |
| 130 | 163 | 165 | 181 | 163 | 136 |
| 120 | 161 | 162 | 179 | 161 | 134 |
| 110 | 159 | 161 | 171 | 159 | 131 |
| 100 | 158 | 159 | 167 | 156 | 130 |
| 90 | 156 | 157 | 165 | 154 | 128 |
| 80 | 154 | 156 | 162 | 152 | 127 |
| 70 | 153 | 154 | 160 | 150 | 126 |
| 60 | 153 | 153 | 158 | 149 | 126 |
| 50 | 152 | 152 | 156 | 147 | 125 |
| 40 | 150 | 151 | 154 | 144 | 124 |
| 30 | 149 | 150 | 152 | 142 | 123 |
| 25 | 148 | 149 | 151 | 140 | 122 |
| 20 | 147 | 148 | 151 | 138 | 121 |
| 15 | 146 | 146 | 150 | 134 | 120 |
| 10 | 144 | 145 | 149 | 130 | 120 |
| 9 | 144 | 144 | 148 | 129 | 120 |
| 8 | 144 | 144 | 148 | 128 | 119 |
| 7 | 144 | 144 | 148 | 127 | 119 |
| 6 | 144 | 144 | 148 | 127 | 118 |
| 5 | 144 | 144 | 147 | 126 | 117 |
| 4 | 143 | 143 | 147 | 125 | 117 |
| 3 | 143 | 143 | 146 | 124 | 117 |
| 2 | 142 | 142 | 145 | 122 | 116 |
| 1 | 141 | 141 | 144 | 121 | 116 |
| 0 | 139 | 139 | 142 | 115 | 115 |

(*) Abflußjahr: 1.11. des Vorjahres bis 31.10.

Extremwerte ab 1951
Verkrautung vom 07.06. bis 10.07. und 11.09.
eisfrei

BfG Koblenz

$A_{Eo}$ : 5166 km²
PNP :NN + 143.51 m
Lage: 40.7 km oberhalb der Mündung rechts

W
cm

Pegel : Allendorf Nr. 41900104
Gewässer : Werra
Gebiet : Werra

## Tageswerte

| Tag | 1999 Nov | 1999 Dez | 2000 Jan | Feb | Mrz | Apr | Mai | Jun | Jul | Aug | Sep | Okt | Nov | Dez |
|---|---|---|---|---|---|---|---|---|---|---|---|---|---|---|
| 1. | 70 | 99 | 171 | 260 | 254 | 201 | 148 | 96 | K 67 | 80 | K 65 | 78 | 101 | 100 |
| 2. | 70 | 103 | 167 | 253 | 267 | 194 | 138 | 96 | K 70 | 75 | K 70 | 77 | 102 | 98 |
| 3. | 75 | 105 | 164 | 249 | 261 | 187 | 131 | 94 | K 80 | 77 | K 82 | 77 | 105 | 95 |
| 4. | 88 | 109 | 162 | 249 | 277 | 184 | 128 | 98 | K 89 | 83 | K 93 | 77 | 109 | 95 |
| 5. | 80 | 110 | 172 | 246 | 273 | 183 | 121 | 107 | K 83 | 80 | K 86 | 76 | 110 | 93 |
| 6. | 74 | 111 | 197 | 236 | 263 | 176 | 118 | 104 | K 79 | 75 | K 75 | 77 | 103 | 92 |
| 7. | 70 | 110 | 193 | 224 | 251 | 167 | 117 | 97 | K 77 | 73 | K 77 | 78 | 101 | 92 |
| 8. | 73 | 119 | 185 | 213 | 242 | 162 | 115 | 96 | K 75 | 73 | K 83 | 79 | 99 | 90 |
| 9. | 75 | 142 | 183 | 212 | 270 | 158 | 122 | 93 | K 87 | 77 | K 96 | 81 | 98 | 87 |
| 10. | 80 | 143 | 182 | 212 | 299 | 154 | 117 | 91 | K 87 | 76 | K 81 | 84 | 95 | 88 |
| 11. | 113 | 143 | 183 | 211 | 298 | 152 | 116 | 100 | 84 | 73 | K 79 | 90 | 94 | 89 |
| 12. | 144 | 152 | 175 | 209 | 317 | 148 | 111 | 96 | 86 | 75 | K 75 | 91 | 93 | 96 |
| 13. | 128 | 204 | 167 | 203 | 317 | 150 | 109 | 87 | 79 | 70 | K 75 | 91 | 93 | 101 |
| 14. | 118 | 209 | 162 | 200 | 295 | 151 | 107 | 81 | 76 | 67 | K 86 | 85 | 99 | 106 |
| 15. | 108 | 208 | 156 | 197 | 300 | 147 | 105 | 83 | 80 | 66 | K 87 | 82 | 110 | 115 |
| 16. | 104 | 196 | 150 | 218 | 299 | 144 | 103 | 79 | 94 | 67 | K 80 | 81 | 119 | 149 |
| 17. | 99 | 182 | 145 | 241 | 296 | 139 | 103 | 79 | 90 | 66 | K 83 | 79 | 113 | 146 |
| 18. | 97 | 165 | 144 | 226 | 306 | 136 | 102 | 79 | 79 | 66 | K 98 | 78 | 107 | 134 |
| 19. | 96 | 157 | 151 | 219 | 334 | 136 | 103 | 78 | 77 | 68 | K 91 | 78 | 105 | 125 |
| 20. | 94 | 150 | 156 | 240 | 323 | 139 | 107 | 76 | 73 | 66 | K 84 | 78 | 101 | 121 |
| 21. | 91 | 141 | 149 | 235 | 307 | 141 | 109 | 73 | 71 | 97 | K 84 | 80 | 99 | 117 |
| 22. | 87 | 134 | 153 | 219 | 289 | 133 | 109 | K 72 | 70 | 104 | K 95 | 78 | 99 | 112 |
| 23. | 89 | 128 | 156 | 207 | 273 | 132 | 109 | K 71 | 69 | 95 | 108 | 75 | 97 | 105 |
| 24. | 91 | 123 | 148 | 199 | 258 | 130 | 107 | K 71 | 69 | 89 | 94 | 75 | 99 | 104 |
| 25. | 95 | 128 | 138 | 234 | 244 | 129 | 106 | K 76 | 80 | 76 | 88 | 75 | 94 | 105 |
| 26. | 107 | 170 | 131 | 294 | 232 | 127 | 105 | K 77 | 85 | 72 | 85 | 75 | 94 | 105 |
| 27. | 110 | 221 | 127 | 265 | 221 | 125 | 104 | K 73 | 79 | 70 | 84 | 75 | 93 | 104 |
| 28. | 110 | 236 | 130 | 255 | 211 | 122 | 101 | K 71 | 80 | 68 | 82 | 82 | 94 | 111 |
| 29. | 104 | 213 | 129 | 249 | 202 | 126 | 99 | K 70 | 88 | 67 | 80 | 85 | 98 | 111 |
| 30. | 103 | 196 | 194 | | 198 | 145 | 99 | K 69 | 87 | 66 | 79 | 88 | 107 | 104 |
| 31. | | 182 | 274 | | 205 | | 98 | | 83 | 65 | | 87 | | 100 |

## Hauptwerte

| | 1999 Nov | 1999 Dez | 2000 Jan | Feb | Mrz | Apr | Mai | Jun | Jul | Aug | Sep | Okt | Nov | Dez |
|---|---|---|---|---|---|---|---|---|---|---|---|---|---|---|
| Tag | 1.+ | 1. | 27. | 15. | 30. | 28. | 31. | 30. | 1. | 31. | 1. | 23.+ | 12.+ | 9. |
| NW | 70 | 99 | 127 | 197 | 198 | 122 | 98 | 69 | 67 | 65 | 65 | 75 | 93 | 87 |
| MW | 95 | 154 | 164 | 230 | 270 | 151 | 112 | 84 | 80 | 75 | 84 | 80 | 101 | 106 |
| HW | 148 | 245 | 291 | 311 | 339 | 205 | 154 | 118 | 99 | 111 | 115 | 97 | 126 | 156 |
| Tag | 12. | 28. | 31. | 26. | 19. | 1. | 1. | 5. | 16. | 22. | 23. | 12. | 16. | 16. |

| | 1990/1999 | | 1991/2000 | | | | | | 10 Jahre | | | | | |
|---|---|---|---|---|---|---|---|---|---|---|---|---|---|---|
| Jahr | 1991 | 1991 | 1996 | 1996 | 1996 | 1991 | 1992 | 1998 | 1991 | 1991 | 1991 | 1991 | 1991 | 1991 |
| NW | 52 | 49 | 65 | 68 | 77 | 91 | 82 | 67 | 54 | 49 | 44 | 51 | 52 | 49 |
| MNW | 93 | 95 | 118 | 129 | 140 | 126 | 103 | 82 | 72 | 64 | 63 | 73 | 93 | 95 |
| MW | 124 | 148 | 173 | 167 | 186 | 157 | 121 | 99 | 88 | 74 | 81 | 92 | 122 | 147 |
| MHW | 184 | 247 | 262 | 248 | 265 | 213 | 162 | 135 | 135 | 103 | 122 | 138 | 176 | 234 |
| HW | 390 | 391 | 411 | 410 | 370 | 431 | 206 | 233 | 183 | 127 | 296 | 317 | 390 | 391 |
| Jahr | 1998 | 1993 | 1995 | 1995 | 1999 | 1994 | 1997 | 1995 | 1996 | 1996 | 1998 | 1998 | 1998 | 1993 |

| | Abflußjahr (*) 2000 Jahr | Datum | Winter | Sommer | Kalenderjahr 2000 Jahr | Datum |
|---|---|---|---|---|---|---|
| NW cm | 65 | am 31.08.2000 | 70 | 65 | 65 | am 31.08.2000 |
| MW cm | 131 | | 177 | 86 | 128 | |
| HW cm | 339 | am 19.03.2000 | 339 | 154 | 339 | am 19.03.2000 |

| | 1991/2000 (*) 10 Jahre | | | | 1991/2000 | |
|---|---|---|---|---|---|---|
| NW cm | 44 | am 14.09.1991 | 49 | 44 | 44 | am 14.09.1991 |
| MNW cm | 59 | | 80 | 61 | 60 | |
| MW cm | 126 | | 159 | 92 | 125 | |
| MHW cm | 336 | | 332 | 184 | 344 | |
| HW cm | 431 | am 16.04.1994 | 431 | 317 | 431 | am 16.04.1994 |

## Extremwerte

| | Niedrigwasser cm | Datum | Hochwasser cm | Datum |
|---|---|---|---|---|
| 1 | 44 | 14.09.1991 | 434 | 26.03.1987 |
| 2 | 44 | 29.08.1976 | 434 | 04.06.1981 |
| 3 | 49 | 13.12.1991 | 431 | 16.04.1994 |
| 4 | 51 | 31.12.1976 | 428 | 15.03.1981 |
| 5 | 52 | 19.09.1997 | 419 | 04.01.1987 |
| 6 | 52 | 08.10.1973 | 411 | 30.01.1995 |
| 7 | 53 | 20.08.1998 | 411 | 29.03.1988 |
| 8 | 57 | 13.09.1989 | 407 | 09.01.1982 |
| 9 | 57 | 19.01.1972 | 406 | 13.08.1981 |
| 10 | 57 | 28.10.1971 | 391 | 23.12.1993 |

## Dauertabelle

| Unterschreitungsdauer in Tagen | Unterschrittene Wasserstände cm: Abfluß-jahr (*) 2000 | Kalender jahr 2000 | 1991/2000 10 Kalenderjahre: Obere Hüllwerte | Mittlere Werte | Untere Hüllwerte |
|---|---|---|---|---|---|
| (365) | | | | | |
| 364 | 323 | 323 | 424 | 389 | 200 |
| 363 | 323 | 323 | 422 | 380 | 193 |
| 362 | 317 | 317 | 418 | 366 | 193 |
| 361 | 307 | 307 | 406 | 345 | 188 |
| 360 | 306 | 306 | 399 | 325 | 187 |
| 359 | 300 | 300 | 396 | 313 | 187 |
| 358 | 300 | 300 | 391 | 302 | 185 |
| 357 | 299 | 299 | 389 | 297 | 185 |
| 356 | 298 | 298 | 381 | 292 | 185 |
| 350 | 274 | 274 | 356 | 264 | 175 |
| 340 | 255 | 255 | 287 | 235 | 167 |
| 330 | 241 | 241 | 272 | 213 | 154 |
| 320 | 221 | 219 | 256 | 199 | 142 |
| 300 | 199 | 193 | 220 | 175 | 124 |
| 270 | 162 | 150 | 195 | 150 | 108 |
| 240 | 141 | 126 | 166 | 131 | 98 |
| 210 | 118 | 108 | 144 | 119 | 92 |
| 183 | 105 | 102 | 129 | 107 | 84 |
| 150 | 95 | 95 | 113 | 96 | 75 |
| 130 | 88 | 91 | 105 | 91 | 63 |
| 120 | 86 | 88 | 101 | 88 | 61 |
| 110 | 84 | 86 | 98 | 86 | 59 |
| 100 | 82 | 84 | 95 | 84 | 57 |
| 90 | 81 | 82 | 94 | 82 | 55 |
| 80 | 80 | 80 | 92 | 80 | 54 |
| 70 | 79 | 80 | 90 | 78 | 53 |
| 60 | 78 | 78 | 88 | 76 | 53 |
| 50 | 76 | 77 | 86 | 73 | 53 |
| 40 | 76 | 76 | 85 | 71 | 52 |
| 30 | 73 | 75 | 82 | 67 | 50 |
| 25 | 71 | 72 | 81 | 66 | 50 |
| 20 | 71 | 71 | 80 | 64 | 49 |
| 15 | 70 | 70 | 79 | 60 | 48 |
| 10 | 68 | 68 | 78 | 56 | 47 |
| 9 | 68 | 68 | 78 | 55 | 47 |
| 8 | 68 | 68 | 78 | 55 | 47 |
| 7 | 67 | 67 | 78 | 54 | 47 |
| 6 | 67 | 67 | 78 | 54 | 46 |
| 5 | 67 | 67 | 77 | 53 | 46 |
| 4 | 67 | 67 | 76 | 53 | 46 |
| 3 | 67 | 67 | 76 | 51 | 46 |
| 2 | 66 | 66 | 75 | 50 | 45 |
| 1 | 66 | 66 | 74 | 48 | 45 |
| 0 | 65 | 65 | 73 | 44 | 44 |

(*) Abflußjahr: 1.11. des Vorjahres bis 31.10.

Extremwerte ab 1970
Verkrautung vom 21.06. bis 10.07. und 01.09. bis 22.09.
eisfrei

$A_{Eo}$ : 5487 km²
PNP :NN + 117.40 m
Lage: 2.3 km oberhalb der Mündung links

W
cm

Pegel : Letzter Heller Nr. 41900206
Gewässer : Werra
Gebiet : Werra

## Tageswerte

| Tag | 1999 Nov | 1999 Dez | 2000 Jan | Feb | Mrz | Apr | Mai | Jun | Jul | Aug | Sep | Okt | Nov | Dez |
|---|---|---|---|---|---|---|---|---|---|---|---|---|---|---|
| 1. | 170 | 207 | 250 | 303 | 299 | 267 | 236 | 192 | 171 | 187 | 167 | 179 | 198 | 206 |
| 2. | 175 | 208 | 247 | 299 | 308 | 262 | 230 | 191 | 171 | 181 | 171 | 178 | 204 | 202 |
| 3. | 176 | 210 | 246 | 296 | 305 | 259 | 227 | 197 | 186 | 179 | 183 | 177 | 205 | 199 |
| 4. | 187 | 212 | 245 | 295 | 314 | 256 | 224 | 202 | 192 | 187 | 195 | 178 | 211 | 198 |
| 5. | 188 | 212 | 249 | 294 | 315 | 256 | 220 | 206 | 195 | 187 | 195 | 177 | 212 | 196 |
| 6. | 179 | 214 | 262 | 288 | 307 | 253 | 218 | 209 | 185 | 181 | 180 | 177 | 208 | 194 |
| 7. | 175 | 213 | 262 | 281 | 298 | 247 | 216 | 199 | 182 | 177 | 181 | 178 | 204 | 194 |
| 8. | 176 | 217 | 257 | 275 | 293 | 244 | 215 | 197 | 180 | 177 | 182 | 180 | 203 | 193 |
| 9. | 179 | 229 | 256 | 273 | 315 | 242 | 221 | 193 | 190 | 180 | 202 | 181 | 202 | 191 |
| 10. | 183 | 233 | 254 | 273 | 335 | 239 | 217 | 189 | 195 | 180 | 190 | 183 | 199 | 189 |
| 11. | 203 | 233 | 255 | 273 | 333 | 238 | 216 | 196 | 189 | 177 | 182 | 191 | 196 | 190 |
| 12. | 234 | 238 | 252 | 272 | 341 | 237 | 211 | 197 | 193 | 177 | 180 | 192 | 196 | 196 |
| 13. | 228 | 264 | 247 | 269 | 344 | 237 | 209 | 188 | 185 | 175 | 177 | 194 | 196 | 202 |
| 14. | 220 | 272 | 244 | 268 | 329 | 238 | 206 | 183 | 184 | 169 | 185 | 187 | 201 | 209 |
| 15. | 214 | 270 | 241 | 267 | 329 | 235 | 204 | 182 | 184 | 167 | 195 | 184 | 212 | 214 |
| 16. | 210 | 265 | 237 | 274 | 332 | 234 | 201 | 182 | 195 | 170 | 186 | 182 | 217 | 233 |
| 17. | 205 | 256 | 235 | 291 | 328 | 231 | 201 | 182 | 200 | 169 | 187 | 180 | 217 | 236 |
| 18. | 203 | 247 | 235 | 283 | 333 | 230 | 200 | 178 | 188 | 165 | 198 | 178 | 212 | 229 |
| 19. | 201 | 242 | 237 | 278 | 353 | 229 | 201 | 179 | 182 | 176 | 198 | 179 | 210 | 224 |
| 20. | 200 | 238 | 242 | 290 | 349 | 230 | 206 | 177 | 179 | 164 | 190 | 177 | 207 | 221 |
| 21. | 196 | 233 | 239 | 289 | 337 | 232 | 207 | 175 | 177 | 196 | 186 | 179 | 206 | 218 |
| 22. | 193 | 229 | 240 | 279 | 325 | 228 | 208 | 172 | 174 | 208 | 194 | 180 | 203 | 215 |
| 23. | 193 | 225 | 242 | 272 | 313 | 226 | 208 | 173 | 173 | 200 | 212 | 176 | 200 | 210 |
| 24. | 195 | 223 | 238 | 267 | 302 | 226 | 207 | 174 | 174 | 196 | 202 | 176 | 201 | 208 |
| 25. | 199 | 226 | 233 | 291 | 294 | 225 | 205 | 177 | 183 | 183 | 194 | 175 | 198 | 208 |
| 26. | 210 | 245 | 229 | 330 | 286 | 224 | 204 | 182 | 190 | 176 | 189 | 176 | 196 | 209 |
| 27. | 214 | 276 | 226 | 312 | 279 | 222 | 202 | 177 | 186 | 173 | 188 | 174 | 195 | 208 |
| 28. | 215 | 289 | 227 | 302 | 273 | 221 | 200 | 173 | 184 | 170 | 185 | 182 | 195 | 212 |
| 29. | 211 | 276 | 228 | 297 | 268 | 221 | 196 | 177 | 190 | 169 | 182 | 183 | 200 | 215 |
| 30. | 208 | 265 | 257 | | 264 | 231 | 196 | 170 | 194 | 169 | 182 | 191 | 209 | 210 |
| 31. | | 257 | 312 | | 268 | | 194 | | 191 | 168 | | 187 | | 205 |

## Hauptwerte

| | 1999 Nov | 1999 Dez | 2000 Jan | Feb | Mrz | Apr | Mai | Jun | Jul | Aug | Sep | Okt | Nov | Dez |
|---|---|---|---|---|---|---|---|---|---|---|---|---|---|---|
| Tag | 1. | 1. | 27. | 15.+ | 30. | 28.+ | 31. | 30. | 1.+ | 20. | 1. | 27. | 27.+ | 10. |
| NW | 170 | 207 | 226 | 267 | 264 | 221 | 194 | 170 | 171 | 164 | 167 | 174 | 195 | 189 |
| MW | 198 | 239 | 246 | 286 | 312 | 237 | 210 | 186 | 185 | 178 | 188 | 181 | 204 | 208 |
| HW | 238 | 295 | 326 | 356 | 358 | 269 | 239 | 234 | 206 | 215 | 217 | 198 | 223 | 241 |
| Tag | 12. | 31. | 31. | 26. | 19. | 1. | 1. | 3. | 17. | 22. | 23. | 13. | 16.+ | 16. |

| | 1990/1999 | | 1991/2000 | | | | | | 10 Jahre | | | | | |
|---|---|---|---|---|---|---|---|---|---|---|---|---|---|---|
| Jahr | 1991 | 1991 | 1996 | 1996 | 1996 | 1991 | 1992 | 1998 | 1991 | 1991 | 1991 | 1991 | 1991 | 1991 |
| NW | 147 | 134 | 158 | 159 | 178 | 187 | 177 | 165 | 149 | 143 | 134 | 144 | 147 | 134 |
| MNW | 188 | 193 | 215 | 217 | 228 | 221 | 201 | 181 | 170 | 161 | 160 | 170 | 189 | 193 |
| MW | 216 | 233 | 253 | 246 | 257 | 241 | 215 | 198 | 189 | 173 | 178 | 188 | 215 | 232 |
| MHW | 264 | 303 | 327 | 313 | 313 | 284 | 243 | 229 | 228 | 206 | 214 | 228 | 260 | 294 |
| HW | 445 | 446 | 511 | 507 | 384 | 485 | 267 | 287 | 258 | 226 | 328 | 366 | 445 | 446 |
| Jahr | 1998 | 1993 | 1995 | 1995 | 1999 | 1994 | 1997 | 1995 | 1996 | 1996 | 1998 | 1998 | 1998 | 1993 |

| | Abflußjahr (*) 2000 Jahr | Datum | Winter | Sommer | Kalenderjahr 2000 Jahr | Datum |
|---|---|---|---|---|---|---|
| NW cm | 164 | am 20.08.2000 | 170 | 164 | 164 | am 20.08.2000 |
| MW cm | 220 | | 253 | 188 | 218 | |
| HW cm | 358 | am 19.03.2000 | 358 | 239 | 358 | am 19.03.2000 |

| | 1991/2000 (*) 10 Jahre | | | | 1991/2000 | |
|---|---|---|---|---|---|---|
| NW cm | 134 | am 16.12.1991 | 134 | 134 | 134 | am 06.09.1991 |
| MNW cm | 154 | | 176 | 156 | 156 | |
| MW cm | 215 | | 241 | 190 | 215 | |
| MHW cm | 386 | | 382 | 260 | 391 | |
| HW cm | 511 | am 31.01.1995 | 511 | 366 | 511 | am 31.01.1995 |

## Extremwerte

| | Niedrigwasser cm | Datum | Hochwasser cm | Datum |
|---|---|---|---|---|
| 1 | 134 | 06.09.1991 | 511 | 31.01.1995 |
| 2 | 146 | 13.09.1989 | 485 | 15.04.1994 |
| 3 | 149 | 19.09.1997 | 446 | 23.12.1993 |
| 4 | 149 | 06.08.1990 | 445 | 02.11.1998 |
| 5 | 155 | 17.09.1999 | 436 | 08.01.1994 |
| 6 | 156 | 11.08.1992 | 417 | 02.03.1990 |
| 7 | 159 | 01.09.1993 | 407 | 13.01.1993 |
| 8 | 163 | 09.08.1994 | 384 | 03.03.1999 |
| 9 | 164 | 20.08.2000 | 371 | 20.12.1988 |
| 10 | | | 364 | 26.02.1997 |

## Dauertabelle

| Unterschreitungsdauer in Tagen | Unterschrittene Wasserstände cm: Abflußjahr (*) 2000 | Kalenderjahr 2000 | 1991/2000 10 Kalenderjahre: Obere Hüllwerte | Mittlere Werte | Untere Hüllwerte |
|---|---|---|---|---|---|
| (365) | | | | | |
| 364 | 349 | 349 | 494 | 435 | 268 |
| 363 | 344 | 344 | 484 | 417 | 262 |
| 362 | 341 | 341 | 475 | 394 | 262 |
| 361 | 337 | 337 | 460 | 374 | 261 |
| 360 | 335 | 335 | 452 | 357 | 261 |
| 359 | 335 | 335 | 441 | 348 | 260 |
| 358 | 333 | 333 | 440 | 337 | 259 |
| 357 | 332 | 332 | 435 | 332 | 258 |
| 356 | 330 | 330 | 419 | 329 | 257 |
| 350 | 315 | 315 | 392 | 306 | 253 |
| 340 | 302 | 302 | 325 | 287 | 248 |
| 330 | 293 | 293 | 315 | 273 | 237 |
| 320 | 279 | 278 | 301 | 264 | 231 |
| 300 | 267 | 259 | 277 | 252 | 221 |
| 270 | 244 | 238 | 262 | 237 | 208 |
| 240 | 231 | 224 | 245 | 227 | 195 |
| 210 | 217 | 210 | 234 | 219 | 190 |
| 183 | 207 | 203 | 226 | 209 | 181 |
| 150 | 197 | 197 | 217 | 197 | 171 |
| 130 | 192 | 195 | 205 | 192 | 162 |
| 120 | 190 | 192 | 201 | 189 | 158 |
| 110 | 188 | 190 | 199 | 187 | 155 |
| 100 | 186 | 188 | 196 | 184 | 153 |
| 90 | 184 | 185 | 194 | 182 | 152 |
| 80 | 183 | 183 | 191 | 179 | 150 |
| 70 | 181 | 183 | 189 | 177 | 150 |
| 60 | 180 | 181 | 187 | 175 | 149 |
| 50 | 178 | 179 | 186 | 172 | 148 |
| 40 | 178 | 178 | 184 | 169 | 147 |
| 30 | 176 | 177 | 182 | 166 | 146 |
| 25 | 175 | 176 | 180 | 164 | 144 |
| 20 | 174 | 174 | 177 | 161 | 143 |
| 15 | 172 | 172 | 176 | 157 | 141 |
| 10 | 171 | 171 | 176 | 153 | 140 |
| 9 | 170 | 170 | 175 | 151 | 140 |
| 8 | 170 | 170 | 175 | 151 | 139 |
| 7 | 170 | 170 | 175 | 151 | 139 |
| 6 | 170 | 170 | 175 | 150 | 138 |
| 5 | 169 | 169 | 174 | 149 | 138 |
| 4 | 168 | 168 | 174 | 148 | 136 |
| 3 | 168 | 168 | 173 | 146 | 136 |
| 2 | 167 | 167 | 172 | 144 | 136 |
| 1 | 165 | 165 | 172 | 141 | 134 |
| 0 | 164 | 164 | 171 | 134 | 134 |

(*) Abflußjahr: 1.11. des Vorjahres bis 31.10.

Extremwerte ab 1989
Wasserstände bis 1988 bei Km 5.09 oberhalb der Mündung,
Ablesungen sind nicht mit denen früherer Jahre vergleichbar !
eisfrei

$A_{Eo}$ : 2523 km²
PNP :NN + 179.54 m
Lage: 95.7 km oberhalb der Mündung rechts

W
cm

Pegel : Rotenburg Nr. 42700100
Gewässer : Fulda
Gebiet : Fulda

## Tageswerte

| Tag | 1999 Nov | 1999 Dez | 2000 Jan | Feb | Mrz | Apr | Mai | Jun | Jul | Aug | Sep | Okt | Nov | Dez |
|---|---|---|---|---|---|---|---|---|---|---|---|---|---|---|
| 1. | 129 | 140 | 207 | 293 | 267 | 190 | 160 | 131 | 119 | 162 | 123 | 141 | 211 | 172 |
| 2. | 129 | 141 | 203 | 259 | 304 | 185 | 149 | 127 | 130 | 148 | 137 | 144 | 196 | 167 |
| 3. | 149 | 146 | 198 | 235 | 277 | 181 | 150 | 129 | 149 | 154 | 164 | 142 | 210 | 165 |
| 4. | 147 | 146 | 192 | 221 | 306 | 178 | 147 | 139 | 154 | 167 | 168 | 138 | 240 | 161 |
| 5. | 132 | 153 | 215 | 212 | 333 | 180 | 143 | 152 | 145 | 164 | 147 | 137 | 216 | 159 |
| 6. | 126 | 149 | 238 | 209 | 285 | 172 | 142 | 148 | 139 | 145 | 136 | 138 | 191 | 156 |
| 7. | 129 | 145 | 209 | 201 | 263 | 166 | 140 | 138 | 131 | 139 | 143 | 143 | 182 | 154 |
| 8. | 129 | 172 | 201 | 209 | 252 | 163 | 139 | 132 | 135 | 137 | 185 | 137 | 176 | 153 |
| 9. | 128 | 202 | 195 | 239 | 266 | 161 | 141 | 128 | 150 | 139 | 173 | 141 | 174 | 153 |
| 10. | 132 | 190 | 202 | 251 | 298 | 160 | 142 | 126 | 146 | 139 | 152 | 160 | 172 | 153 |
| 11. | 154 | 190 | 197 | 232 | 281 | 158 | 139 | 125 | 167 | 137 | 143 | 173 | 168 | 176 |
| 12. | 155 | 214 | 186 | 241 | 271 | 158 | 136 | 124 | 152 | 136 | 138 | 215 | 161 | 193 |
| 13. | 141 | 321 | 179 | 219 | 255 | 164 | 134 | 123 | 141 | 130 | 139 | 205 | 160 | 202 |
| 14. | 134 | 370 | 174 | 228 | 242 | 169 | 133 | 122 | 135 | 127 | 167 | 180 | 211 | 202 |
| 15. | 132 | 341 | 169 | 223 | 276 | 166 | 132 | 120 | 158 | 125 | 147 | 166 | 256 | 253 |
| 16. | 131 | 273 | 165 | 261 | 280 | 162 | 131 | 121 | 167 | 125 | 151 | 160 | 225 | 306 |
| 17. | 128 | 220 | 162 | 308 | 255 | 157 | 132 | 120 | 156 | 124 | 177 | 153 | 202 | 258 |
| 18. | 129 | 202 | 162 | 270 | 255 | 153 | 134 | 120 | 146 | 123 | 201 | 148 | 197 | 213 |
| 19. | 130 | 202 | 167 | 263 | 279 | 158 | 135 | 118 | 138 | 127 | 169 | 146 | 188 | 199 |
| 20. | 128 | 190 | 164 | 313 | 263 | 166 | 138 | 118 | 134 | 136 | 157 | 146 | 183 | 191 |
| 21. | 128 | 178 | 161 | 293 | 243 | 157 | 139 | 117 | 132 | 174 | 154 | 145 | 179 | 182 |
| 22. | 126 | 169 | 166 | 257 | 232 | 152 | 140 | 117 | 130 | 167 | 176 | 142 | 174 | 173 |
| 23. | 128 | 163 | 171 | 242 | 222 | 148 | 141 | 116 | 128 | 158 | 171 | 141 | 178 | 165 |
| 24. | 134 | 158 | 162 | 232 | 216 | 151 | 136 | 123 | 131 | 140 | 158 | 140 | 183 | 162 |
| 25. | 145 | 168 | 150 | 266 | 213 | 158 | 134 | 128 | 148 | 132 | 151 | 139 | 173 | 163 |
| 26. | 161 | 277 | 145 | 321 | 212 | 152 | 136 | 125 | 151 | 129 | 154 | 141 | 169 | 166 |
| 27. | 169 | 321 | 148 | 293 | 205 | 146 | 135 | 123 | 152 | 126 | 150 | 141 | 174 | 170 |
| 28. | 158 | 354 | R 148 | 258 | 199 | 144 | 132 | 121 | 168 | 126 | 153 | 149 | 178 | 208 |
| 29. | 150 | 288 | 148 | 253 | 193 | 144 | 128 | 118 | 173 | 124 | 152 | 154 | 188 | 211 |
| 30. | 146 | 238 | 272 | | 192 | 170 | 132 | 119 | 165 | 125 | 147 | 149 | 181 | 187 |
| 31. | | 219 | 334 | | 196 | | 130 | | 172 | 123 | | 163 | | 176 |

## Hauptwerte

| | 1999 Nov | 1999 Dez | 2000 Jan | Feb | Mrz | Apr | Mai | Jun | Jul | Aug | Sep | Okt | Nov | Dez |
|---|---|---|---|---|---|---|---|---|---|---|---|---|---|---|
| Tag | 6.+ | 1. | 26. | 7. | 30. | 28.+ | 29. | 23. | 1. | 18.+ | 1. | 5.+ | 13. | 8.+ |
| NW | 126 | 140 | 145 | 201 | 192 | 144 | 128 | 116 | 119 | 123 | 123 | 137 | 160 | 153 |
| MW | 138 | 214 | 187 | 252 | 253 | 162 | 138 | 126 | 147 | 139 | 156 | 152 | 190 | 185 |
| HW | 170 | 377 | 346 | 329 | 345 | 191 | 169 | 165 | 183 | 182 | 221 | 232 | 265 | 312 |
| Tag | 26.+ | 14. | 31. | 26. | 5. | 1. | 1. | 5. | 11. | 21. | 18. | 12. | 15. | 16. |

| | 1990/1999 | | 1991/2000 | | | | | | 10 Jahre | | | | | |
|---|---|---|---|---|---|---|---|---|---|---|---|---|---|---|
| Jahr | 1997 | 1991 | 1996 | 1996 | 1996 | 1991 | 1992 | 1998 | 1998 | 1991 + | 1991 | 1991 | 1997 | 1991 |
| NW | 112 | 111 | 126 | 123 | 129 | 129 | 121 | 114 | 111 | 104 | 100 | 105 | 112 | 111 |
| MNW | 139 | 140 | 156 | 164 | 167 | 151 | 132 | 121 | 118 | 114 | 115 | 122 | 141 | 141 |
| MW | 175 | 202 | 220 | 208 | 212 | 182 | 148 | 137 | 134 | 125 | 134 | 149 | 176 | 202 |
| MHW | 269 | 373 | 361 | 329 | 327 | 264 | 201 | 189 | 191 | 170 | 197 | 242 | 264 | 357 |
| HW | 487 | 533 | 603 | 477 | 459 | 500 | 282 | 271 | 219 | 191 | 320 | 443 | 487 | 533 |
| Jahr | 1998 | 1993 | 1995 | 1995 | 1994 | 1994 | 1995 | 1995 | 1992 + | 1992 | 1998 | 1998 | 1998 | 1993 |

| | Abflußjahr (*) 2000 Jahr | Datum | Winter | Sommer | Kalenderjahr 2000 Jahr | Datum |
|---|---|---|---|---|---|---|
| NW cm | 116 | am 23.06.2000 | 126 | 116 | 116 | am 23.06.2000 |
| MW cm | 172 | | 201 | 143 | 174 | |
| HW cm | 377 | am 14.12.1999 | 377 | 232 | 346 | am 31.01.2000 |
| | 1991/2000 (*) 10 Jahre | | | | 1991/2000 | |
| NW cm | 100 | am 05.09.1991 | 111 | 100 | 100 | am 05.09.1991 |
| MNW cm | 111 | | 130 | 111 | 111 | |
| MW cm | 169 | | 200 | 138 | 169 | |
| MHW cm | 470 | | 459 | 268 | 462 | |
| HW cm | 603 | am 23.01.1995 | 603 | 443 | 603 | am 23.01.1995 |

## Extremwerte

| | Niedrigwasser cm | Datum | Hochwasser cm | Datum |
|---|---|---|---|---|
| 1 | 80 | 12.09.1949 | 603 | 23.01.1995 |
| 2 | 100 | 05.09.1991 | 558 | 08.02.1984 |
| 3 | 100 | 16.07.1934 | 553 | 13.01.1993 |
| 4 | 101 | 26.08.1976 | 540 | 09.02.1946 |
| 5 | 103 | 21.09.1943 | 540 | 05.11.1940 |
| 6 | 104 | 14.08.1998 | 538 | 01.04.1986 |
| 7 | 105 | 26.09.1997 | 533 | 22.12.1993 |
| 8 | 105 | 16.10.1991 | 532 | 24.02.1970 |
| 9 | 105 | 25.08.1947 | 531 | 25.12.1967 |
| 10 | 107 | 30.12.1937 | 522 | 28.11.1939 |

## Dauertabelle

| Unter schreitungs dauer in Tagen | Unterschrittene Wasserstände cm: Abfluß-jahr (*) 2000 | Kalender jahr 2000 | 1991/2000 10 Kalenderjahre Obere Hüllwerte | Mittlere Werte | Untere Hüllwerte |
|---|---|---|---|---|---|
| (365) | | | | | |
| 364 | 354 | 333 | 548 | 477 | 302 |
| 363 | 341 | 321 | 548 | 453 | 302 |
| 362 | 334 | 313 | 503 | 427 | 286 |
| 361 | 333 | 308 | 501 | 415 | 276 |
| 360 | 333 | 308 | 483 | 388 | 274 |
| 359 | 333 | 306 | 478 | 371 | 273 |
| 358 | 321 | 304 | 477 | 360 | 260 |
| 357 | 313 | 298 | 472 | 353 | 255 |
| 356 | 308 | 298 | 458 | 343 | 236 |
| 350 | 293 | 279 | 416 | 307 | 220 |
| 340 | 272 | 266 | 345 | 274 | 203 |
| 330 | 259 | 255 | 307 | 255 | 190 |
| 320 | 243 | 239 | 282 | 236 | 179 |
| 300 | 214 | 212 | 251 | 209 | 166 |
| 270 | 186 | 192 | 225 | 186 | 150 |
| 240 | 168 | 176 | 199 | 169 | 141 |
| 210 | 161 | 167 | 182 | 157 | 134 |
| 183 | 153 | 161 | 168 | 148 | 128 |
| 150 | 147 | 153 | 156 | 140 | 123 |
| 130 | 144 | 149 | 149 | 136 | 120 |
| 120 | 142 | 147 | 147 | 134 | 118 |
| 110 | 140 | 144 | 144 | 132 | 117 |
| 100 | 139 | 142 | 142 | 130 | 115 |
| 90 | 138 | 140 | 140 | 129 | 114 |
| 80 | 136 | 139 | 139 | 128 | 114 |
| 70 | 133 | 137 | 137 | 126 | 113 |
| 60 | 132 | 135 | 135 | 124 | 112 |
| 50 | 130 | 133 | 133 | 123 | 112 |
| 40 | 129 | 130 | 130 | 121 | 111 |
| 30 | 127 | 127 | 127 | 118 | 109 |
| 25 | 126 | 126 | 126 | 117 | 108 |
| 20 | 124 | 124 | 125 | 115 | 107 |
| 15 | 124 | 124 | 124 | 114 | 106 |
| 10 | 121 | 121 | 123 | 113 | 105 |
| 9 | 121 | 121 | 123 | 112 | 104 |
| 8 | 120 | 120 | 122 | 112 | 104 |
| 7 | 120 | 120 | 122 | 112 | 104 |
| 6 | 119 | 119 | 122 | 111 | 103 |
| 5 | 119 | 119 | 122 | 110 | 103 |
| 4 | 119 | 119 | 121 | 109 | 103 |
| 3 | 118 | 118 | 121 | 108 | 102 |
| 2 | 118 | 118 | 121 | 107 | 101 |
| 1 | 117 | 117 | 120 | 105 | 101 |
| 0 | 116 | 116 | 118 | 100 | 100 |

(*) Abflußjahr: 1.11. des Vorjahres bis 31.10.

Extremwerte ab 1931
ab 1.09.1998 hat sich das Wasserstands / Abflußverhältnis durch Baumaßnahmen im Pegelbereich verändert!
Ablesungen sind nicht mit denen früherer Jahre vergleichbar !
1 Tag Randeis

$A_{Eo}$ : 2975 km²
PNP :NN + 151.02 m
Lage: 55.5 km oberhalb der Mündung rechts

W
cm

Pegel : Grebenau Nr. 42700202
Gewässer : Fulda
Gebiet : Fulda

## Tageswerte

| Tag | 1999 Nov | 1999 Dez | 2000 Jan | Feb | Mrz | Apr | Mai | Jun | Jul | Aug | Sep | Okt | Nov | Dez |
|---|---|---|---|---|---|---|---|---|---|---|---|---|---|---|
| 1. | 135 | 146 | 191 | 253 | 226 | 182 | 161 | 137 | 128 | 158 | 130 | 144 | 184 | 168 |
| 2. | 137 | 145 | 188 | 230 | 250 | 179 | 152 | 135 | 131 | 148 | 132 | 144 | 182 | 164 |
| 3. | 143 | 148 | 187 | 212 | 241 | 176 | 150 | 138 | 145 | 145 | 150 | 144 | 189 | 161 |
| 4. | 152 | 148 | 183 | 203 | 244 | 173 | 151 | 148 | 152 | 157 | 160 | 142 | 201 | 160 |
| 5. | 140 | 151 | 188 | 196 | 271 | 174 | 146 | 151 | 145 | 158 | 150 | 141 | 204 | 158 |
| 6. | 137 | 151 | 211 | 193 | 249 | 169 | 146 | 152 | 141 | 146 | 140 | 141 | 183 | 156 |
| 7. | 136 | 148 | 196 | 188 | 228 | 166 | 144 | 144 | 136 | 142 | 141 | 144 | 175 | 154 |
| 8. | 138 | 155 | 188 | 189 | 221 | 162 | 142 | 139 | 138 | 139 | 156 | 142 | 170 | 154 |
| 9. | 138 | 184 | 184 | 201 | 227 | 161 | 143 | 137 | 144 | 141 | 171 | 142 | 168 | 153 |
| 10. | 137 | 175 | 184 | 221 | 245 | 160 | 145 | 135 | 147 | 140 | 151 | 150 | 166 | 153 |
| 11. | 149 | 178 | 185 | 205 | 244 | 158 | 142 | 134 | 153 | 138 | 144 | 163 | 164 | 159 |
| 12. | 155 | 177 | 177 | 212 | 233 | 158 | 141 | 133 | 152 | 138 | 140 | 181 | 160 | 181 |
| 13. | 147 | 239 | 174 | 201 | 226 | 161 | 139 | 133 | 142 | 135 | 140 | 194 | 157 | 181 |
| 14. | 142 | 276 | 171 | 202 | 216 | 166 | 138 | 132 | 140 | 133 | 154 | 175 | 175 | 186 |
| 15. | 140 | 277 | 166 | 204 | 225 | 164 | 137 | 131 | 145 | 133 | 151 | 163 | 216 | 200 |
| 16. | 139 | 245 | 162 | 217 | 243 | 161 | 137 | 130 | 164 | 132 | 147 | 157 | 206 | 246 |
| 17. | 138 | 205 | 160 | 250 | 226 | 159 | 137 | 130 | 153 | 130 | 156 | 153 | 190 | 235 |
| 18. | 137 | 191 | 160 | 240 | 226 | 154 | 137 | 130 | 146 | 130 | 185 | 149 | 183 | 199 |
| 19. | 138 | 188 | 162 | 225 | 236 | 156 | 139 | 129 | 140 | 133 | 167 | 147 | 180 | 185 |
| 20. | 138 | 183 | 162 | 252 | 234 | 162 | 142 | 129 | 137 | 135 | 156 | 147 | 175 | 180 |
| 21. | 137 | 174 | 159 | 255 | 221 | 158 | 143 | 129 | 135 | 157 | 152 | 146 | 173 | 175 |
| 22. | 136 | 165 | 161 | 228 | 212 | 153 | 143 | 128 | 134 | 164 | 160 | 145 | 169 | 169 |
| 23. | 137 | 161 | 166 | 216 | 206 | 151 | 145 | 128 | 134 | 153 | 168 | 144 | 169 | 163 |
| 24. | 140 | 157 | 162 | 210 | 201 | 154 | 141 | 130 | 133 | 145 | 157 | 142 | 174 | 162 |
| 25. | 145 | 163 | 153 | 233 | 199 | 158 | 140 | 134 | 144 | 137 | 151 | 144 | 169 | 160 |
| 26. | 156 | 208 | 149 | 262 | 198 | 154 | 141 | 133 | 148 | 135 | 150 | 142 | 165 | 162 |
| 27. | 163 | 256 | 149 | 260 | 193 | 149 | 140 | 131 | 146 | 133 | 150 | 144 | 165 | 163 |
| 28. | 160 | 275 | 150 | 231 | 189 | 147 | 139 | 129 | 153 | 132 | 149 | 150 | 171 | 180 |
| 29. | 151 | 259 | 150 | 223 | 184 | 147 | 136 | 128 | 165 | 131 | 151 | 152 | 174 | 195 |
| 30. | 149 | 214 | 200 | | 183 | 161 | 137 | 128 | 160 | 130 | 148 | 152 | 174 | 180 |
| 31. | | 200 | 270 | | 185 | | 137 | | 161 | 130 | | 152 | | 171 |

## Hauptwerte

| | Nov | Dez | Jan | Feb | Mrz | Apr | Mai | Jun | Jul | Aug | Sep | Okt | Nov | Dez |
|---|---|---|---|---|---|---|---|---|---|---|---|---|---|---|
| Tag | 1. | 2. | 26.+ | 7. | 30. | 28.+ | 29. | 22.+ | 1. | 17.+ | 1. | 5.+ | 13. | 9.+ |
| NW | 135 | 145 | 149 | 188 | 183 | 147 | 136 | 128 | 128 | 130 | 130 | 141 | 157 | 153 |
| MW | 143 | 192 | 176 | 221 | 222 | 161 | 142 | 134 | 145 | 141 | 152 | 151 | 178 | 175 |
| HW | 165 | 287 | 275 | 274 | 277 | 186 | 167 | 167 | 172 | 168 | 193 | 202 | 223 | 256 |
| Tag | 27. | 14. | 31. | 26.+ | 5. | 1. | 1. | 5. | 16. | 22. | 18. | 13. | 15. | 16. |

| | 1990/1999 | | 1991/2000 | | | | | | 10 Jahre | | | | | |
|---|---|---|---|---|---|---|---|---|---|---|---|---|---|---|
| Jahr | 1991 + | 1991 | 1996 | 1992 + | 1996 | 1996 | 1992 | 1993 + | 1991 | 1991 | 1991 | 1991 | 1991 + | 1991 |
| NW | 125 | 126 | 130 | 139 | 137 | 139 | 132 | 128 | 124 | 120 | 118 | 122 | 125 | 126 |
| MNW | 143 | 147 | 161 | 163 | 164 | 155 | 140 | 132 | 130 | 126 | 127 | 132 | 145 | 148 |
| MW | 167 | 185 | 205 | 191 | 193 | 175 | 152 | 143 | 140 | 134 | 140 | 150 | 168 | 185 |
| MHW | 227 | 287 | 308 | 266 | 263 | 225 | 184 | 174 | 172 | 159 | 178 | 207 | 224 | 281 |
| HW | 399 | 417 | 523 | 383 | 325 | 376 | 244 | 231 | 186 | 174 | 274 | 352 | 399 | 417 |
| Jahr | 1998 | 1993 | 1995 | 1995 | 1999 | 1994 | 1995 | 1995 | 1996 + | 1994 | 1998 | 1998 | 1998 | 1993 |

| | Abflußjahr (*) 2000 Jahr | Datum | Winter | Sommer | Kalenderjahr 2000 Jahr | Datum |
|---|---|---|---|---|---|---|
| NW cm | 128 | am 22.06.2000 | 135 | 128 | 128 | am 22.06.2000 |
| MW cm | 165 | | 186 | 144 | 166 | |
| HW cm | 287 | am 14.12.1999 | 287 | 202 | 277 | am 05.03.2000 |

| | 1991/2000 (*) 10 Jahre | | | | 1991/2000 | |
|---|---|---|---|---|---|---|
| NW cm | 118 | am 05.09.1991 | 125 | 118 | 118 | am 05.09.1991 |
| MNW cm | 125 | | 138 | 125 | 125 | |
| MW cm | 164 | | 186 | 143 | 164 | |
| MHW cm | 368 | | 359 | 226 | 360 | |
| HW cm | 523 | am 24.01.1995 | 523 | 352 | 523 | am 24.01.1995 |

## Extremwerte

| | Niedrigwasser cm | Datum | Hochwasser cm | Datum |
|---|---|---|---|---|
| 1 | 118 | 05.09.1991 | 523 | 24.01.1995 |
| 2 | 122 | 19.09.1997 | 480 | 08.02.1984 |
| 3 | 122 | 12.10.1991 | 456 | 24.02.1970 |
| 4 | 123 | 15.08.1998 | 450 | 13.01.1993 |
| 5 | 123 | 29.08.1993 | 435 | 02.04.1986 |
| 6 | 123 | 12.09.1989 | 432 | 25.12.1967 |
| 7 | 124 | 03.08.1990 | 429 | 06.12.1960 |
| 8 | 126 | 11.09.1999 | 417 | 22.12.1993 |
| 9 | 126 | 11.08.1992 | 399 | 03.11.1998 |
| 10 | 127 | 24.10.1990 | 394 | 18.03.1988 |

## Dauertabelle

| Unterschreitungsdauer in Tagen | Unterschrittene Wasserstände cm: Abflußjahr (*) 2000 | Kalenderjahr 2000 | 1991/2000 10 Kalenderjahre: Obere Hüllwerte | Mittlere Werte | Untere Hüllwerte |
|---|---|---|---|---|---|
| (365) | | | | | |
| 364 | 276 | 270 | 480 | 349 | 247 |
| 363 | 275 | 262 | 395 | 338 | 246 |
| 362 | 271 | 260 | 377 | 321 | 242 |
| 361 | 270 | 255 | 364 | 312 | 237 |
| 360 | 262 | 253 | 357 | 292 | 236 |
| 359 | 260 | 252 | 352 | 286 | 235 |
| 358 | 259 | 252 | 344 | 280 | 234 |
| 357 | 256 | 250 | 343 | 276 | 229 |
| 356 | 255 | 249 | 340 | 272 | 222 |
| 350 | 249 | 241 | 294 | 255 | 204 |
| 340 | 234 | 228 | 271 | 236 | 193 |
| 330 | 226 | 223 | 257 | 223 | 182 |
| 320 | 214 | 210 | 240 | 212 | 174 |
| 300 | 198 | 194 | 220 | 194 | 165 |
| 270 | 177 | 181 | 203 | 178 | 154 |
| 240 | 163 | 169 | 186 | 167 | 147 |
| 210 | 157 | 162 | 176 | 158 | 144 |
| 183 | 152 | 158 | 166 | 151 | 138 |
| 150 | 148 | 152 | 158 | 145 | 133 |
| 130 | 146 | 149 | 153 | 142 | 131 |
| 120 | 145 | 147 | 149 | 141 | 129 |
| 110 | 143 | 146 | 147 | 140 | 128 |
| 100 | 142 | 145 | 145 | 139 | 127 |
| 90 | 141 | 143 | 143 | 138 | 126 |
| 80 | 140 | 142 | 142 | 137 | 126 |
| 70 | 139 | 141 | 141 | 135 | 125 |
| 60 | 138 | 139 | 139 | 134 | 125 |
| 50 | 138 | 138 | 138 | 133 | 124 |
| 40 | 136 | 136 | 136 | 131 | 123 |
| 30 | 134 | 134 | 135 | 130 | 123 |
| 25 | 133 | 133 | 134 | 129 | 122 |
| 20 | 132 | 132 | 133 | 128 | 122 |
| 15 | 131 | 131 | 133 | 127 | 121 |
| 10 | 131 | 131 | 132 | 126 | 120 |
| 9 | 130 | 130 | 132 | 125 | 120 |
| 8 | 130 | 130 | 132 | 125 | 120 |
| 7 | 130 | 130 | 132 | 125 | 120 |
| 6 | 130 | 130 | 131 | 125 | 120 |
| 5 | 129 | 129 | 131 | 124 | 119 |
| 4 | 129 | 129 | 131 | 124 | 119 |
| 3 | 129 | 129 | 131 | 123 | 119 |
| 2 | 129 | 129 | 130 | 123 | 119 |
| 1 | 129 | 129 | 129 | 121 | 119 |
| 0 | 128 | 128 | 128 | 118 | 118 |

(*) Abflußjahr: 1.11. des Vorjahres bis 31.10.

Extremwerte ab 1951
eisfrei

$A_{Eo}$ : 6366 km²
PNP :NN + 140.90 m
Lage: 44.0 km oberhalb der Mündung links

W
cm

Pegel : Guntershausen Nr. 42900100
Gewässer : Fulda
Gebiet : Fulda

## Tageswerte

| Tag | 1999 Nov | 1999 Dez | 2000 Jan | Feb | Mrz | Apr | Mai | Jun | Jul | Aug | Sep | Okt | Nov | Dez |
|---|---|---|---|---|---|---|---|---|---|---|---|---|---|---|
| 1. | 113 | 109 | 201 | 233 | 243 | 152 | 124 | K 105 | K 122 | K 127 | K 135 | K 129 | K 150 | K 158 |
| 2. | 111 | 110 | 199 | 220 | 258 | 149 | 117 | K 104 | K 124 | K 118 | K 137 | K 135 | K 152 | K 155 |
| 3. | 114 | 110 | 195 | 210 | 258 | 146 | 114 | K 106 | K 129 | K 121 | K 144 | K 137 | K 154 | K 153 |
| 4. | 115 | 111 | 186 | 203 | 267 | 144 | 115 | K 121 | K 128 | K 128 | K 133 | K 135 | K 163 | K 143 |
| 5. | 106 | 112 | 189 | 197 | 282 | 142 | 112 | K 118 | K 120 | K 125 | K 124 | K 134 | K 166 | K 131 |
| 6. | 103 | 112 | 201 | 194 | 267 | 137 | 111 | K 122 | K 112 | K 117 | K 119 | K 134 | K 150 | K 129 |
| 7. | 102 | 113 | 196 | 188 | 251 | 132 | 110 | K 112 | K 107 | K 115 | K 129 | K 136 | K 145 | K 127 |
| 8. | 104 | 119 | 189 | 179 | 245 | 128 | 109 | K 108 | K 114 | K 118 | K 133 | K 135 | K 146 | K 127 |
| 9. | 103 | 137 | 186 | 186 | 250 | 126 | 109 | K 105 | K 120 | K 123 | K 138 | K 137 | K 144 | K 126 |
| 10. | 101 | 135 | 186 | 201 | 260 | 125 | 111 | K 106 | K 124 | K 123 | K 126 | K 137 | K 145 | K 127 |
| 11. | 111 | 135 | 186 | 193 | 260 | 123 | 109 | K 110 | K 121 | K 122 | K 131 | K 139 | K 143 | K 132 |
| 12. | 116 | 141 | 174 | 194 | 253 | 123 | 107 | K 110 | K 117 | K 126 | K 130 | K 150 | K 140 | K 148 |
| 13. | 111 | 210 | 162 | 191 | 245 | 124 | 104 | K 106 | K 111 | K 126 | K 133 | K 160 | K 149 | K 147 |
| 14. | 105 | 229 | 150 | 192 | 228 | 127 | 104 | K 109 | K 117 | K 126 | K 141 | K 149 | K 161 | K 152 |
| 15. | 104 | 226 | 143 | 194 | 223 | 126 | 104 | K 113 | K 120 | K 131 | K 132 | K 210 | K 179 | K 160 |
| 16. | 102 | 201 | 140 | 209 | 232 | 124 | 103 | K 113 | K 132 | K 135 | K 135 | K 212 | K 174 | K 194 |
| 17. | 101 | 180 | 135 | 236 | 213 | 122 | 104 | K 113 | K 119 | K 130 | K 134 | K 170 | K 161 | K 189 |
| 18. | 100 | 177 | 132 | 229 | 209 | 120 | 105 | K 115 | K 113 | K 130 | K 147 | K 139 | K 156 | K 162 |
| 19. | 102 | 173 | 133 | 220 | 217 | 125 | 106 | K 118 | K 114 | K 142 | K 136 | K 138 | K 149 | K 152 |
| 20. | 102 | 169 | 133 | 245 | 214 | 129 | 110 | K 117 | K 118 | K 138 | K 129 | K 134 | K 150 | K 148 |
| 21. | 100 | 164 | 131 | 247 | 204 | 123 | 109 | K 117 | K 120 | K 146 | K 128 | K 134 | K 150 | K 142 |
| 22. | 100 | 159 | 133 | 236 | 196 | 120 | 109 | K 119 | K 123 | K 141 | K 139 | K 132 | K 147 | K 138 |
| 23. | 102 | 156 | 138 | 229 | 187 | 117 | 110 | K 120 | K 124 | K 132 | K 138 | K 126 | K 148 | K 141 |
| 24. | 107 | 154 | 134 | 231 | 181 | 121 | 108 | K 121 | K 123 | K 121 | K 130 | K 126 | K 151 | K 139 |
| 25. | 112 | 168 | 128 | 261 | 174 | 124 | 108 | K 122 | K 135 | K 120 | K 128 | K 131 | K 147 | K 143 |
| 26. | 120 | 206 | 123 | 289 | 172 | 120 | 110 | K 116 | K 130 | K 134 | K 129 | K 132 | K 145 | K 143 |
| 27. | 123 | 250 | 122 | 277 | 165 | 116 | 107 | K 113 | K 117 | K 134 | K 126 | K 133 | K 144 | K 144 |
| 28. | 119 | 262 | 121 | 256 | 161 | 115 | 105 | K 117 | K 121 | K 133 | K 127 | K 139 | K 155 | K 156 |
| 29. | 113 | 250 | 122 | 246 | 158 | 113 | 104 | K 121 | K 126 | K 131 | K 130 | K 140 | K 162 | K 169 |
| 30. | 111 | 218 | 181 | | 156 | 122 | 107 | K 122 | K 126 | K 134 | K 129 | K 134 | K 162 | K 158 |
| 31. | | 207 | 238 | | 156 | | 106 | | K 135 | K 135 | | K 134 | | K 150 |

## Hauptwerte

| | 1999 Nov | 1999 Dez | 2000 Jan | Feb | Mrz | Apr | Mai | Jun | Jul | Aug | Sep | Okt | Nov | Dez |
|---|---|---|---|---|---|---|---|---|---|---|---|---|---|---|
| Tag | 18.+ | 1. | 28. | 8. | 30.+ | 29. | 16. | 2. | 7. | 7. | 6. | 23.+ | 12. | 9. |
| NW | 100 | 109 | 121 | 179 | 156 | 113 | 103 | 104 | 107 | 115 | 119 | 126 | 140 | 126 |
| MW | 108 | 168 | 161 | 220 | 219 | 127 | 109 | 114 | 121 | 128 | 132 | 142 | 153 | 148 |
| HW | 125 | 266 | 244 | 292 | 283 | 154 | 128 | 132 | 142 | 155 | 152 | 216 | 184 | 201 |
| Tag | 27. | 28. | 31. | 25. | 5. | 1. | 1. | 5. | 25. | 21. | 18. | 16. | 15. | 17. |

| | 1990/1999 | | 1991/2000 | | | | | | 10 Jahre | | | | | |
|---|---|---|---|---|---|---|---|---|---|---|---|---|---|---|
| Jahr | 1991 | 1991 | 1996 | 1996 | 1996 | 1996 | 1992 | 1996 | 1996 | 1996 | 1991 | 1991 | 1991 | 1991 |
| NW | 86 | 94 | 99 | 99 | 105 | 104 | 98 | 99 | 97 | 100 | 83 | 85 | 86 | 94 |
| MNW | 122 | 122 | 129 | 137 | 135 | 122 | 109 | 107 | 108 | 114 | 118 | 118 | 125 | 123 |
| MW | 156 | 172 | 189 | 172 | 176 | 148 | 122 | 118 | 120 | 127 | 132 | 140 | 157 | 172 |
| MHW | 217 | 265 | 291 | 266 | 257 | 202 | 159 | 150 | 146 | 149 | 176 | 196 | 215 | 256 |
| HW | 408 | 418 | 507 | 465 | 347 | 382 | 204 | 199 | 159 | 163 | 232 | 371 | 408 | 418 |
| Jahr | 1998 | 1993 | 1995 | 1995 | 1994 | 1994 | 1995 | 1994 | 1992 | 1998 | 1998 | 1998 | 1998 | 1993 |

| | Abflußjahr (*) 2000 Jahr | Datum | Winter | Sommer | Kalenderjahr 2000 Jahr | Datum |
|---|---|---|---|---|---|---|
| NW cm | 100 | am 18.11.1999 | 100 | 103 | 103 | am 16.05.2000 |
| MW cm | 146 | | 167 | 125 | 148 | |
| HW cm | 292 | am 25.02.2000 | 292 | 216 | 292 | am 25.02.2000 |
| | 1991/2000 (*) 10 Jahre | | | | 1991/2000 | |
| NW cm | 83 | am 15.09.1991 | 86 | 83 | 83 | am 15.09.1991 |
| MNW cm | 100 | | 110 | 103 | 101 | |
| MW cm | 148 | | 169 | 127 | 148 | |
| MHW cm | 363 | | 354 | 210 | 358 | |
| HW cm | 507 | am 24.01.1995 | 507 | 371 | 507 | am 24.01.1995 |

## Extremwerte

| | Niedrigwasser cm | Datum | Hochwasser cm | Datum |
|---|---|---|---|---|
| 1 | 83 | 15.09.1991 | 829 *) | 17.05.1943 |
| 2 | 91 | 22.11.1976 | 584 | 09.02.1946 |
| 3 | 94 | 01.12.1991 | 554 | 01.01.1926 |
| 4 | 95 | 25.10.1990 | 507 | 24.01.1995 |
| 5 | 95 | 25.11.1983 | 506 | 29.11.1939 |
| 6 | 97 | 21.07.1996 | 498 | 06.11.1940 |
| 7 | 98 | 01.09.1988 | 468 | 15.01.1948 |
| 8 | 98 | 06.10.1973 | 451 | 08.02.1984 |
| 9 | 100 | 18.11.1999 | 450 | 31.05.1984 |
| 10 | 101 | 09.06.1993 | 440 | 13.01.1993 |

## Dauertabelle

| Unterschreitungsdauer in Tagen | Unterschrittene Wasserstände cm: Abflußjahr (*) 2000 | Kalenderjahr 2000 | 1991/2000 10 Kalenderjahre: Obere Hüllwerte | Mittlere Werte | Untere Hüllwerte |
|---|---|---|---|---|---|
| (365) | | | | | |
| 364 | 282 | 282 | 477 | 383 | 232 |
| 363 | 277 | 277 | 459 | 366 | 229 |
| 362 | 277 | 277 | 429 | 347 | 225 |
| 361 | 267 | 267 | 427 | 329 | 224 |
| 360 | 262 | 261 | 404 | 314 | 220 |
| 359 | 261 | 261 | 393 | 302 | 220 |
| 358 | 261 | 260 | 387 | 297 | 214 |
| 357 | 260 | 260 | 380 | 289 | 212 |
| 356 | 260 | 258 | 371 | 284 | 209 |
| 350 | 251 | 246 | 323 | 262 | 198 |
| 340 | 236 | 231 | 287 | 234 | 182 |
| 330 | 223 | 212 | 262 | 217 | 163 |
| 320 | 210 | 199 | 239 | 203 | 149 |
| 300 | 191 | 187 | 212 | 179 | 135 |
| 270 | 158 | 156 | 192 | 157 | 126 |
| 240 | 138 | 146 | 169 | 145 | 122 |
| 210 | 134 | 139 | 154 | 138 | 119 |
| 183 | 130 | 135 | 148 | 133 | 116 |
| 150 | 125 | 130 | 141 | 127 | 113 |
| 130 | 123 | 127 | 138 | 124 | 112 |
| 120 | 122 | 127 | 137 | 123 | 111 |
| 110 | 121 | 125 | 136 | 121 | 110 |
| 100 | 119 | 123 | 134 | 120 | 109 |
| 90 | 117 | 122 | 133 | 119 | 108 |
| 80 | 115 | 121 | 131 | 117 | 102 |
| 70 | 114 | 119 | 129 | 116 | 98 |
| 60 | 112 | 118 | 129 | 114 | 95 |
| 50 | 111 | 115 | 126 | 113 | 91 |
| 40 | 109 | 113 | 124 | 111 | 89 |
| 30 | 107 | 111 | 122 | 108 | 88 |
| 25 | 106 | 110 | 122 | 107 | 87 |
| 20 | 105 | 108 | 121 | 106 | 87 |
| 15 | 105 | 107 | 120 | 104 | 87 |
| 10 | 103 | 106 | 119 | 102 | 86 |
| 9 | 103 | 106 | 119 | 101 | 86 |
| 8 | 103 | 106 | 119 | 100 | 86 |
| 7 | 103 | 105 | 119 | 99 | 86 |
| 6 | 103 | 105 | 118 | 95 | 86 |
| 5 | 102 | 105 | 118 | 92 | 85 |
| 4 | 102 | 105 | 118 | 90 | 85 |
| 3 | 101 | 105 | 118 | 89 | 85 |
| 2 | 101 | 105 | 118 | 88 | 85 |
| 1 | 101 | 104 | 117 | 87 | 84 |
| 0 | 100 | 103 | 116 | 83 | 83 |

(*) Abflußjahr: 1.11. des Vorjahres bis 31.10.

Extremwerte ab 1921
die Wasserstände sind durch Talsperrenbetrieb beeinflußt
*) durch Bruch der Edertalsperre
Verkrautung von 1.06. bis 31.12.
eisfrei

BfG Koblenz

$A_{Eo}$ : 1014 $km^2$

PNP : NN + 27.18 m

Lage: 22.7 km oberhalb der Mündung links

W

cm

Pegel : Heide OP Nr. 4767109

Gewässer : Große Aue

Gebiet : Mittelweser

## Tageswerte

| Tag | 1999 Nov | 1999 Dez | 2000 Jan | Feb | Mrz | Apr | Mai | Jun | Jul | Aug | Sep | Okt | Nov | Dez |
|---|---|---|---|---|---|---|---|---|---|---|---|---|---|---|
| 1. | 263 | 266 | 282 | 299 | 290 | 288 | 273 | 266 | 263 | 267 | 265 | 264 | 271 | 269 |
| 2. | 264 | 266 | 281 | 294 | 291 | 287 | 274 | 265 | 262 | 270 | 268 | 266 | 271 | 270 |
| 3. | 264 | 267 | 279 | 292 | 294 | 286 | 275 | 265 | 262 | 273 | 268 | 266 | 271 | 270 |
| 4. | 263 | 268 | 279 | 288 | 309 | 284 | 273 | 265 | 262 | 271 | 268 | 266 | 271 | 271 |
| 5. | 262 | 268 | 285 | 286 | 303 | 282 | 272 | 265 | 264 | 268 | 269 | 267 | 270 | 270 |
| 6. | 261 | 268 | 287 | 285 | 297 | 280 | 271 | 279 | 272 | 267 | 267 | 267 | 269 | 268 |
| 7. | 261 | 269 | 284 | 283 | 293 | 278 | 270 | 282 | 273 | 266 | 269 | 268 | 271 | 262 |
| 8. | 262 | 275 | 282 | 283 | 292 | 277 | 270 | 276 | 269 | 266 | 271 | 269 | 270 | 269 |
| 9. | 262 | 277 | 280 | 285 | 304 | 277 | 270 | 272 | 268 | 266 | 271 | 271 | 270 | 269 |
| 10. | 261 | 275 | 278 | 286 | 325 | 276 | 270 | 270 | 267 | 266 | 269 | 273 | 270 | 269 |
| 11. | 263 | 273 | 277 | 285 | 322 | 276 | 270 | 268 | 266 | 266 | 269 | 274 | 270 | 265 |
| 12. | 269 | 278 | 275 | 285 | 320 | 275 | 269 | 267 | 266 | 266 | 269 | 270 | 270 | 274 |
| 13. | 265 | 293 | 275 | 286 | 310 | 274 | 268 | 266 | 266 | 265 | 268 | 269 | 271 | 276 |
| 14. | 265 | 292 | 274 | 294 | 302 | 276 | 268 | 265 | 265 | 264 | 267 | 268 | 274 | 274 |
| 15. | 265 | 291 | 273 | 293 | 308 | 277 | 267 | 265 | 266 | 264 | 267 | 268 | 273 | 276 |
| 16. | 265 | 287 | 272 | 291 | 311 | 278 | 267 | 266 | 266 | 264 | 267 | 268 | 271 | 278 |
| 17. | 266 | 282 | 272 | 292 | 305 | 277 | 266 | 265 | 266 | 265 | 268 | 269 | 271 | 277 |
| 18. | 267 | 282 | 274 | 292 | 300 | 275 | 266 | 265 | 266 | 265 | 270 | 271 | 271 | 275 |
| 19. | 266 | 281 | 274 | 293 | 298 | 273 | 266 | 264 | 266 | 265 | 269 | 267 | 270 | 273 |
| 20. | 266 | 279 | 273 | 294 | 295 | 273 | 267 | 263 | 265 | 265 | 268 | 266 | 270 | 272 |
| 21. | 267 | 276 | 273 | 292 | 291 | 273 | 267 | 263 | 264 | 266 | 267 | 266 | 270 | 271 |
| 22. | 267 | 276 | 274 | 288 | 288 | 273 | 267 | 263 | 264 | 266 | 266 | 266 | 269 | 270 |
| 23. | 265 | 276 | 284 | 287 | 287 | 273 | 267 | 263 | 264 | 265 | 265 | 268 | 269 | 270 |
| 24. | 267 | 277 | 284 | 286 | 286 | 273 | 267 | 265 | 264 | 265 | 265 | 270 | 270 | 270 |
| 25. | 268 | 279 | 279 | 291 | 286 | 277 | 269 | 266 | 264 | 264 | 266 | 270 | 270 | 270 |
| 26. | 268 | 286 | 277 | 303 | 294 | 277 | 271 | 266 | 264 | 264 | 269 | 268 | 270 | 270 |
| 27. | 267 | 292 | 277 | 298 | 305 | 274 | 270 | 265 | 264 | 263 | 269 | 268 | 269 | 270 |
| 28. | 267 | 294 | 276 | 292 | 300 | 274 | 268 | 264 | 268 | 263 | 270 | 271 | 269 | 270 |
| 29. | 267 | 290 | 279 | 290 | 295 | 274 | 268 | 264 | 272 | 264 | 269 | 272 | 270 | 270 |
| 30. | 266 | 285 | 297 | | 293 | 273 | 268 | 264 | 270 | 264 | 267 | 271 | 271 | 270 |
| 31. | | 283 | 304 | | 290 | | 267 | | 268 | 264 | | 271 | | 270 |

## Hauptwerte

| | 1999 Nov | 1999 Dez | 2000 Jan | Feb | Mrz | Apr | Mai | Jun | Jul | Aug | Sep | Okt | Nov | Dez |
|---|---|---|---|---|---|---|---|---|---|---|---|---|---|---|
| Tag | 6.+ | 1.+ | 16.+ | 7.+ | 24.+ | 19.+ | 17.+ | 20.+ | 2.+ | 27.+ | 1.+ | 1. | 6.+ | 7. |
| NW | 261 | 266 | 272 | 283 | 286 | 273 | 266 | 263 | 262 | 263 | 265 | 264 | 269 | 262 |
| MW | 265 | 279 | 279 | 290 | 299 | 277 | 269 | 267 | 266 | 266 | 268 | 269 | 270 | 271 |
| HW | 275 | 295 | 304 | 304 | 326 | 289 | 275 | 285 | 275 | 274 | 279 | 276 | 276 | 282 |
| Tag | 11. | 13.+ | 30. | 26. | 10. | 1. | 2. | 6. | 6. | 2. | 28. | 11. | 14. | 11. |

| | 1990/1999 | | 1991/2000 | | | | | | 10 Jahre | | | | | |
|---|---|---|---|---|---|---|---|---|---|---|---|---|---|---|
| Jahr | 1997 | 1995 | 1996 | 1996 | 1991+ | 1996 | 1996 | 1996 | 1996 | 1996 | 1991+ | 1997 | 1997 | 2000 |
| NW | 259 | 263 | 261 | 262 | 270 | 263 | 262 | 260 | 258 | 257 | 257 | 259 | 259 | 262 |
| MNW | 269 | 272 | 275 | 277 | 276 | 272 | 266 | 264 | 261 | 260 | 262 | 265 | 269 | 270 |
| MW | 280 | 286 | 290 | 287 | 288 | 280 | 271 | 268 | 265 | 264 | 267 | 274 | 279 | 284 |
| MHW | 305 | 320 | 324 | 314 | 326 | 302 | 284 | 282 | 277 | 273 | 282 | 307 | 302 | 316 |
| HW | 411 | 405 | 419 | 351 | 412 | 377 | 308 | 311 | 307 | 287 | 325 | 443 | 411 | 405 |
| Jahr | 1998 | 1993 | 1994 | 1996 | 1994 | 1994 | 1997 | 1997 | 1997 | 1991 | 1993 | 1998 | 1998 | 1993 |

| | | Abflußjahr (*) 2000 Jahr | Datum | Winter | Sommer | Kalenderjahr 2000 Jahr | Datum |
|---|---|---|---|---|---|---|---|
| NW | cm | 261 | am 06.11.1999 | 261 | 262 | 262 | am 02.07.2000 |
| MW | cm | 274 | | 282 | 267 | 274 | |
| HW | cm | 326 | am 10.03.2000 | 326 | 285 | 326 | am 10.03.2000 |

| | | 1991/2000 (*) 10 Jahre Jahr | Datum | Winter | Sommer | 1991/2000 Jahr | Datum |
|---|---|---|---|---|---|---|---|
| NW | cm | 257 | am 15.09.1991 | 259 | 257 | 257 | am 15.09.1991 |
| MNW | cm | 259 | | 267 | 259 | 259 | |
| MW | cm | 276 | | 285 | 268 | 276 | |
| MHW | cm | 369 | | 353 | 314 | 364 | |
| HW | cm | 443 | am 29.10.1998 | 419 | 443 | 443 | am 29.10.1998 |

## Extremwerte

| | Niedrigwasser cm | Datum | Hochwasser cm | Datum |
|---|---|---|---|---|
| 1 | 207 | 06.05.1989 | 444 | 13.03.1981 |
| 2 | 210 | 12.02.1989 | 443 | 29.10.1998 |
| 3 | 211 | 05.01.1989 | 436 | 05.03.1979 |
| 4 | 218 | 25.04.1989 | 427 | 16.01.1968 |
| 5 | 226 | 17.12.1988 | 419 | 28.01.1994 |
| 6 | 242 | 08.11.1988 | 412 | 19.03.1994 |
| 7 | 251 | 24.05.1990 | 409 | 31.12.1986 |
| 8 | 256 | 18.08.1973 | 405 | 31.12.1993 |
| 9 | 257 | 06.08.1996 | 400 | 23.02.1970 |
| 10 | 257 | 15.09.1991 | 393 | 19.03.1987 |

## Dauertabelle

| Unterschreitungsdauer in Tagen | Unterschrittene Wasserstände cm: Abfluß-jahr (*) 2000 | Kalender jahr 2000 | 1991/2000 10 Kalenderjahre: Obere Hüllwerte | Mittlere Werte | Untere Hüllwerte |
|---|---|---|---|---|---|
| (365) | 325 | 325 | | | |
| 364 | 322 | 322 | 437 | 380 | 315 |
| 363 | 320 | 320 | 436 | 357 | 307 |
| 362 | 311 | 311 | 424 | 338 | 299 |
| 361 | 310 | 310 | 401 | 333 | 296 |
| 360 | 309 | 309 | 392 | 330 | 294 |
| 359 | 308 | 308 | 380 | 325 | 292 |
| 358 | 308 | 308 | 380 | 323 | 290 |
| 357 | 308 | 308 | 380 | 321 | 289 |
| 356 | 305 | 305 | 365 | 319 | 288 |
| 350 | 302 | 302 | 336 | 312 | 286 |
| 340 | 295 | 295 | 322 | 303 | 283 |
| 330 | 293 | 293 | 316 | 298 | 280 |
| 320 | 292 | 290 | 306 | 294 | 278 |
| 300 | 287 | 285 | 300 | 289 | 274 |
| 270 | 280 | 278 | 295 | 283 | 272 |
| 240 | 276 | 274 | 289 | 278 | 269 |
| 210 | 273 | 272 | 285 | 275 | 266 |
| 183 | 271 | 271 | 282 | 272 | 265 |
| 150 | 269 | 270 | 278 | 270 | 264 |
| 130 | 268 | 269 | 276 | 269 | 263 |
| 120 | 268 | 269 | 275 | 268 | 263 |
| 110 | 268 | 269 | 274 | 267 | 263 |
| 100 | 267 | 268 | 274 | 267 | 262 |
| 90 | 267 | 268 | 273 | 266 | 262 |
| 80 | 267 | 267 | 272 | 266 | 262 |
| 70 | 267 | 267 | 271 | 265 | 261 |
| 60 | 266 | 267 | 269 | 265 | 261 |
| 50 | 266 | 266 | 268 | 264 | 261 |
| 40 | 265 | 266 | 267 | 263 | 260 |
| 30 | 265 | 265 | 266 | 263 | 259 |
| 25 | 265 | 265 | 265 | 262 | 259 |
| 20 | 265 | 265 | 265 | 262 | 259 |
| 15 | 264 | 265 | 265 | 261 | 259 |
| 10 | 264 | 264 | 264 | 261 | 259 |
| 9 | 264 | 264 | 264 | 260 | 258 |
| 8 | 263 | 264 | 264 | 260 | 258 |
| 7 | 263 | 264 | 264 | 260 | 258 |
| 6 | 263 | 264 | 264 | 260 | 258 |
| 5 | 263 | 264 | 264 | 260 | 258 |
| 4 | 263 | 264 | 264 | 259 | 258 |
| 3 | 263 | 263 | 263 | 259 | 258 |
| 2 | 262 | 263 | 263 | 259 | 258 |
| 1 | 262 | 263 | 263 | 258 | 258 |
| 0 | 261 | 262 | 262 | 257 | 257 |

(*) Abflußjahr: 1.11. des Vorjahres bis 31.10.

Repräsentativ für die Hydrologische Landschaft Moorgeest

$A_{Eo}$ : 1638 $km^2$

PNP : NN + 46.32 m

Lage: 154.9 km oberhalb der Mündung rechts

W

cm

Pegel : Brenneckenbrück Nr. 4819102

Gewässer : Aller

Gebiet : Aller

## Tageswerte

| Tag | 1999 Nov | 1999 Dez | 2000 Jan | Feb | Mrz | Apr | Mai | Jun | Jul | Aug | Sep | Okt | Nov | Dez |
|---|---|---|---|---|---|---|---|---|---|---|---|---|---|---|
| 1. | 119 | 110 | 162 | 215 | 197 | 185 | 136 | 117 | 117 | 210 | 164 | 123 | 113 | 119 |
| 2. | 122 | 115 | 160 | 205 | 193 | 184 | 140 | 114 | 116 | 205 | 162 | 120 | 113 | 126 |
| 3. | 121 | 125 | 157 | 201 | 203 | 180 | 140 | 112 | 115 | 219 | 174 | 122 | 114 | 122 |
| 4. | 119 | 136 | 157 | 193 | 241 | 177 | 140 | 110 | 133 | 227 | 192 | 119 | 119 | 118 |
| 5. | 114 | 140 | 168 | 193 | 230 | 184 | 132 | 111 | 159 | 213 | 193 | 117 | 122 | 116 |
| 6. | 114 | 135 | 166 | 190 | 215 | 177 | 128 | 115 | 159 | 202 | 179 | 120 | 121 | 117 |
| 7. | 114 | 146 | 160 | 181 | 204 | 168 | 124 | 117 | 152 | 189 | 180 | 120 | 122 | 116 |
| 8. | 114 | 168 | 159 | 178 | 208 | 167 | 122 | 116 | 146 | 187 | 178 | 121 | 125 | 117 |
| 9. | 112 | 167 | 157 | 181 | 237 | 166 | 119 | 115 | 143 | 177 | 170 | 120 | 122 | 120 |
| 10. | 114 | 157 | 151 | 183 | 271 | 162 | 117 | 113 | 141 | 177 | 162 | 123 | 117 | 115 |
| 11. | 108 | 151 | 147 | 183 | 278 | 161 | 116 | 111 | 149 | 176 | 150 | 127 | 113 | 116 |
| 12. | 113 | 164 | 146 | 177 | 278 | 161 | 114 | 110 | 148 | 180 | 139 | 128 | 113 | 122 |
| 13. | 112 | 188 | 145 | 175 | 265 | 162 | 111 | 110 | 142 | 175 | 136 | 125 | 116 | 132 |
| 14. | 114 | 188 | 142 | 175 | 255 | 158 | 110 | 111 | 141 | 170 | 133 | 125 | 115 | 137 |
| 15. | 114 | 193 | 141 | 175 | 275 | 158 | 110 | 112 | 144 | 166 | 134 | 119 | 113 | 138 |
| 16. | 111 | 177 | 139 | 174 | 279 | 161 | 110 | 113 | 144 | 170 | 133 | 115 | 117 | 144 |
| 17. | 113 | 165 | 144 | 177 | 268 | 157 | 108 | 113 | 141 | 179 | 134 | 124 | 117 | 147 |
| 18. | 111 | 167 | 148 | 171 | 266 | 153 | 108 | 111 | 139 | 180 | 135 | 121 | 115 | 143 |
| 19. | 115 | 163 | 148 | 176 | 274 | 160 | 112 | 110 | 144 | 182 | 131 | 120 | 115 | 142 |
| 20. | 115 | 157 | 146 | 197 | 261 | 176 | 113 | 109 | 143 | 187 | 127 | 115 | 116 | 138 |
| 21. | 113 | 151 | 155 | 196 | 239 | 170 | 114 | 109 | 140 | 185 | 126 | 116 | 116 | 130 |
| 22. | 112 | 146 | 167 | 191 | 222 | 162 | 115 | 114 | 143 | 175 | 124 | 118 | 116 | 124 |
| 23. | 110 | 146 | 172 | 201 | 210 | 154 | 110 | 113 | 147 | 169 | 120 | 112 | 118 | 117 |
| 24. | 109 | 150 | 163 | 203 | 201 | 162 | 113 | 114 | 149 | 180 | 122 | 115 | 118 | 123 |
| 25. | 108 | 153 | 154 | 214 | 199 | 163 | 116 | 115 | 154 | 180 | 121 | 116 | 118 | 123 |
| 26. | 108 | 165 | 148 | 224 | 203 | 154 | 120 | 120 | 167 | 173 | 125 | 117 | 116 | 122 |
| 27. | 111 | 192 | 152 | 211 | 203 | 147 | 118 | 120 | 180 | 172 | 124 | 115 | 115 | 121 |
| 28. | 121 | 192 | 155 | 200 | 198 | 144 | 118 | 118 | 179 | 169 | 127 | 115 | 117 | 120 |
| 29. | 112 | 180 | 164 | 198 | 198 | 140 | 118 | 123 | 195 | 166 | 126 | 117 | 122 | 123 |
| 30. | 109 | 175 | 206 | | 197 | 137 | 119 | 119 | 218 | 166 | 121 | 108 | 125 | 122 |
| 31. | | 168 | 212 | | 191 | | 119 | | 221 | 162 | | 109 | | 118 |

## Hauptwerte

| | | | | | | | | | | | | | | |
|---|---|---|---|---|---|---|---|---|---|---|---|---|---|---|
| Tag | 11.+ | 1. | 16. | 18. | 31. | 30. | 17.+ | 20.+ | 3. | 31. | 23. | 30. | 1.+ | 10. |
| NW | 108 | 110 | 139 | 171 | 191 | 137 | 108 | 109 | 115 | 162 | 120 | 108 | 113 | 115 |
| MW | 113 | 159 | 158 | 191 | 231 | 163 | 119 | 114 | 152 | 183 | 145 | 119 | 117 | 125 |
| HW | 136 | 198 | 215 | 228 | 282 | 188 | 145 | 129 | 225 | 233 | 207 | 135 | 140 | 151 |
| Tag | 1. | 27. | 31. | 26. | 15.+ | 5. | 3. | 29. | 31. | 4. | 4. | 11. | 8. | 17. |

| | 1990/1999 | | 1991/2000 | | | | | | 10 Jahre | | | | | |
|---|---|---|---|---|---|---|---|---|---|---|---|---|---|---|
| Jahr | 1997 | 1991+ | 1996 | 1996 | 1996 | 1991 | 1991 | 1996 | 1996 | 1997 | 1997 | 1997 | 1997 | 1991+ |
| NW | 101 | 110 | 110 | 104 | 124 | 109 | 103 | 102 | 103 | 96 | 97 | 99 | 101 | 110 |
| MNW | 125 | 127 | 146 | 153 | 156 | 136 | 118 | 117 | 130 | 124 | 121 | 116 | 124 | 126 |
| MW | 147 | 165 | 180 | 183 | 190 | 163 | 134 | 131 | 149 | 149 | 134 | 132 | 145 | 161 |
| MHW | 190 | 225 | 236 | 246 | 256 | 203 | 161 | 162 | 188 | 183 | 163 | 174 | 187 | 217 |
| HW | 339 | 306 | 351 | 347 | 340 | 323 | 193 | 201 | 304 | 318 | 209 | 335 | 339 | 306 |
| Jahr | 1998 | 1993 | 1994 | 1994 | 1994 | 1994 | 1994 | 1991 | 1993 | 1993 | 1993 | 1998 | 1998 | 1993 |

| | | Abflußjahr (*) 2000 Jahr | Datum | Winter | Sommer | Kalenderjahr 2000 Jahr | Datum |
|---|---|---|---|---|---|---|---|
| NW | cm | 108 | am 11.11.1999 | 108 | 108 | 108 | am 17.05.2000 |
| MW | cm | 154 | | 169 | 139 | 151 | |
| HW | cm | 282 | am 15.03.2000 | 282 | 233 | 282 | am 15.03.2000 |

| | | 1991/2000 (*) 10 Jahre | | | | 1991/2000 | |
|---|---|---|---|---|---|---|---|
| NW | cm | 96 | am 25.08.1997 | 101 | 96 | 96 | am 25.08.1997 |
| MNW | cm | 104 | | 116 | 105 | 105 | |
| MW | cm | 155 | | 171 | 138 | 154 | |
| MHW | cm | 304 | | 291 | 218 | 302 | |
| HW | cm | 351 | am 31.01.1994 | 351 | 335 | 351 | am 31.01.1994 |

## Extremwerte

| | Niedrigwasser cm | Niedrigwasser Datum | Hochwasser cm | Hochwasser Datum |
|---|---|---|---|---|
| 1 | 82 | 17.07.1976 | 379 | 04.03.1956 |
| 2 | 82 | 07.09.1975 | 377 | 15.01.1948 |
| 3 | 83 | 06.09.1973 | 371 | 10.02.1946 |
| 4 | 84 | 02.10.1959 | 370 | 21.03.1947 |
| 5 | 85 | 24.07.1963 | 362 | 14.03.1981 |
| 6 | 88 | 11.08.1969 | 357 | 11.02.1966 |
| 7 | 89 | 01.08.1982 | 356 | 21.03.1970 |
| 8 | 89 | 01.07.1964 | 351 | 31.01.1994 |
| 9 | 91 | 26.05.1989 | 350 | 18.01.1968 |
| 10 | 92 | 04.10.1964 | 344 | 01.01.1987 |

## Dauertabelle

| Unterschreitungsdauer in Tagen | Unterschrittene Wasserstände cm: Abfluß-jahr (*) 2000 | Kalender jahr 2000 | 1991/2000 10 Kalenderjahre: Obere Hüllwerte | Mittlere Werte | Untere Hüllwerte |
|---|---|---|---|---|---|
| (365) | 279 | 279 | | | |
| 364 | 279 | 279 | 350 | 329 | 243 |
| 363 | 279 | 279 | 348 | 318 | 241 |
| 362 | 275 | 275 | 345 | 312 | 236 |
| 361 | 274 | 274 | 344 | 305 | 228 |
| 360 | 271 | 271 | 337 | 292 | 211 |
| 359 | 268 | 268 | 336 | 287 | 206 |
| 358 | 266 | 266 | 335 | 279 | 199 |
| 357 | 265 | 265 | 333 | 277 | 199 |
| 356 | 261 | 261 | 331 | 274 | 197 |
| 350 | 227 | 227 | 318 | 250 | 179 |
| 340 | 212 | 212 | 310 | 228 | 168 |
| 330 | 204 | 204 | 276 | 211 | 162 |
| 320 | 199 | 199 | 258 | 199 | 159 |
| 300 | 189 | 185 | 235 | 183 | 146 |
| 270 | 178 | 176 | 204 | 169 | 138 |
| 240 | 168 | 163 | 176 | 161 | 132 |
| 210 | 160 | 153 | 168 | 153 | 126 |
| 183 | 149 | 143 | 160 | 147 | 124 |
| 150 | 141 | 128 | 155 | 139 | 120 |
| 130 | 128 | 124 | 153 | 134 | 115 |
| 120 | 125 | 123 | 151 | 131 | 115 |
| 110 | 122 | 121 | 149 | 129 | 113 |
| 100 | 121 | 120 | 147 | 126 | 113 |
| 90 | 120 | 119 | 145 | 124 | 112 |
| 80 | 118 | 118 | 143 | 122 | 112 |
| 70 | 116 | 118 | 142 | 120 | 111 |
| 60 | 116 | 117 | 139 | 118 | 109 |
| 50 | 115 | 116 | 137 | 116 | 107 |
| 40 | 114 | 116 | 134 | 114 | 105 |
| 30 | 113 | 114 | 131 | 112 | 103 |
| 25 | 112 | 114 | 129 | 111 | 102 |
| 20 | 111 | 113 | 126 | 110 | 100 |
| 15 | 111 | 112 | 125 | 109 | 99 |
| 10 | 110 | 111 | 124 | 106 | 98 |
| 9 | 110 | 111 | 123 | 106 | 98 |
| 8 | 110 | 111 | 123 | 106 | 98 |
| 7 | 110 | 111 | 123 | 105 | 98 |
| 6 | 110 | 111 | 123 | 105 | 98 |
| 5 | 109 | 110 | 123 | 104 | 98 |
| 4 | 109 | 110 | 123 | 104 | 98 |
| 3 | 109 | 110 | 122 | 103 | 98 |
| 2 | 109 | 109 | 122 | 100 | 97 |
| 1 | 109 | 109 | 122 | 98 | 97 |
| 0 | 108 | 108 | 121 | 96 | 96 |

(*) Abflußjahr: 1.11. des Vorjahres bis 31.10.
Repräsentativ für die Aller
Einflüsse: Ableitung aus der Aller in den MLK bei Grafhorst
i.M. werden 620 l/s abgeleitet

$A_{Eo}$ : 4374 km²
PNP :NN + 31.80 m
Lage: 111.5 km oberhalb der Mündung links

W
cm

Pegel : Celle *) Nr. 48300105
Gewässer : Aller
Gebiet : Aller

## Tageswerte

| Tag | 1999 Nov | 1999 Dez | 2000 Jan | Feb | Mrz | Apr | Mai | Jun | Jul | Aug | Sep | Okt | Nov | Dez |
|---|---|---|---|---|---|---|---|---|---|---|---|---|---|---|
| 1. | 137 | 143 | 199 | 280 | 257 | 278 | 203 | 142 | 118 | 147 | 123 | 129 | 132 | 149 |
| 2. | 142 | 148 | 197 | 270 | 256 | 273 | 201 | 139 | 117 | 148 | 123 | 131 | 132 | 147 |
| 3. | 136 | 154 | 202 | 259 | 261 | 268 | 192 | 136 | 116 | 162 | 131 | 130 | 134 | 152 |
| 4. | 142 | 167 | 205 | 249 | 295 | 263 | 185 | 133 | 129 | 159 | 138 | 127 | 130 | 148 |
| 5. | 129 | 170 | 208 | 247 | 297 | 262 | 178 | 132 | 132 | 150 | 142 | 127 | 133 | 147 |
| 6. | 140 | 167 | 210 | 242 | 276 | 253 | 175 | 135 | 142 | 148 | 139 | 128 | 136 | 149 |
| 7. | 138 | 175 | 198 | 234 | 261 | 240 | 170 | 148 | 145 | 138 | 140 | 124 | 139 | 152 |
| 8. | 135 | 193 | 192 | 224 | 264 | 233 | 166 | 140 | 134 | 133 | 159 | 125 | 141 | 150 |
| 9. | 137 | 206 | 190 | 225 | 295 | 230 | 167 | 137 | 131 | 135 | 153 | 131 | 140 | 146 |
| 10. | 135 | 194 | 185 | 226 | 346 | 225 | 166 | 134 | 128 | 132 | 146 | 136 | 137 | 146 |
| 11. | 137 | 181 | 183 | 229 | 371 | 222 | 162 | 133 | 129 | 133 | 138 | 139 | 132 | 144 |
| 12. | 136 | 188 | 179 | 222 | 385 | 221 | 156 | 134 | 128 | 132 | 135 | 135 | 131 | 149 |
| 13. | 137 | 215 | 179 | 219 | 390 | 221 | 151 | 134 | 128 | 128 | 132 | 133 | 133 | 155 |
| 14. | 135 | 231 | 176 | 224 | 390 | 219 | 149 | 129 | 126 | 123 | 130 | 135 | 136 | 160 |
| 15. | 139 | 231 | 175 | 234 | 396 | 217 | 147 | 130 | 129 | 123 | 129 | 131 | 137 | 159 |
| 16. | 139 | 216 | 172 | 233 | 404 | 217 | 145 | 133 | 126 | 122 | 129 | 128 | 137 | 166 |
| 17. | 139 | 202 | 173 | 230 | 401 | 214 | 144 | 132 | 127 | 127 | 131 | 123 | 138 | 171 |
| 18. | 142 | 195 | 179 | 223 | 398 | 207 | 144 | 129 | 125 | 135 | 133 | 130 | 140 | 169 |
| 19. | 139 | 194 | 181 | 223 | 401 | 207 | 149 | 126 | 123 | 135 | 130 | 128 | 143 | 162 |
| 20. | 143 | 188 | 183 | 244 | 406 | 226 | 148 | 126 | 123 | 153 | 128 | 120 | 142 | 160 |
| 21. | 142 | 184 | 186 | 259 | 403 | 225 | 147 | 117 | 121 | 156 | 127 | 128 | 141 | 156 |
| 22. | 142 | 177 | 200 | 244 | 389 | 213 | 151 | 117 | 121 | 138 | 127 | 126 | 142 | 150 |
| 23. | 140 | 177 | 210 | 250 | 378 | 205 | 151 | 120 | 130 | 135 | 127 | 128 | 142 | 147 |
| 24. | 144 | 178 | 204 | 253 | 360 | 210 | 147 | 123 | 132 | 134 | 125 | 130 | 144 | 147 |
| 25. | 144 | 181 | 186 | 259 | 339 | 226 | 148 | 119 | 126 | 131 | 126 | 132 | 141 | 147 |
| 26. | 146 | 191 | 178 | 286 | 328 | 213 | 151 | 122 | 131 | 127 | 127 | 133 | 139 | 147 |
| 27. | 143 | 226 | 179 | 284 | 317 | 204 | 151 | 123 | 136 | 124 | 134 | 133 | 142 | 149 |
| 28. | 144 | 235 | 184 | 266 | 298 | 197 | 146 | 118 | 134 | 125 | 137 | 137 | 143 | 148 |
| 29. | 146 | 222 | 192 | 256 | 287 | 192 | 145 | 114 | 150 | 124 | 136 | 140 | 144 | 150 |
| 30. | 143 | 211 | 233 | | 288 | 190 | 143 | 119 | 163 | 124 | 132 | 136 | 153 | 148 |
| 31. | | 205 | 270 | | 283 | | 143 | | 157 | 122 | | 129 | | 152 |

## Hauptwerte

| | 1999 Nov | 1999 Dez | 2000 Jan | Feb | Mrz | Apr | Mai | Jun | Jul | Aug | Sep | Okt | Nov | Dez |
|---|---|---|---|---|---|---|---|---|---|---|---|---|---|---|
| Tag | 5. | 1. | 16. | 13. | 2. | 30. | 30.+ | 29. | 3. | 16.+ | 1.+ | 20. | 4. | 11. |
| NW | 129 | 143 | 172 | 219 | 256 | 190 | 143 | 114 | 116 | 122 | 123 | 120 | 130 | 144 |
| MW | 140 | 192 | 193 | 245 | 336 | 226 | 159 | 129 | 131 | 136 | 134 | 130 | 138 | 152 |
| HW | 170 | 246 | 283 | 291 | 407 | 282 | 209 | 151 | 177 | 170 | 159 | 146 | 163 | 172 |
| Tag | 4. | 27. | 31. | 26.+ | 20.+ | 1. | 1. | 7. | 30. | 3. | 8.+ | 11. | 30. | 17.+ |

| | 1990/1999 | | 1991/2000 | | | | | | 10 Jahre | | | | | |
|---|---|---|---|---|---|---|---|---|---|---|---|---|---|---|
| Jahr | 1991 | 1991 | 1996 | 1996 | 1991 | 1991 | 1993 | 1992 | 1992 | 1992 | 1991 | 1992 | 1991 | 1991 |
| NW | 120 | 134 | 134 | 135 | 159 | 144 | 127 | 109 | 105 | 101 | 107 | 115 | 120 | 134 |
| MNW | 153 | 166 | 193 | 205 | 204 | 191 | 152 | 131 | 119 | 117 | 124 | 132 | 153 | 162 |
| MW | 187 | 214 | 242 | 250 | 263 | 229 | 177 | 150 | 135 | 132 | 136 | 149 | 183 | 208 |
| MHW | 248 | 297 | 322 | 329 | 354 | 290 | 222 | 195 | 184 | 170 | 166 | 201 | 239 | 286 |
| HW | 461 | 395 | 490 | 489 | 480 | 490 | 288 | 251 | 224 | 257 | 240 | 439 | 461 | 395 |
| Jahr | 1998 | 1993 | 1994 | 1994 | 1994 | 1994 | 1994 | 1994 | 1997 | 1993 | 1993 | 1998 | 1998 | 1993 |

| | Abflußjahr (*) 2000 Jahr | Datum | Winter | Sommer | Kalenderjahr 2000 Jahr | Datum |
|---|---|---|---|---|---|---|
| NW cm | 114 | am 29.06.2000 | 129 | 114 | 114 | am 29.06.2000 |
| MW cm | 179 | | 222 | 136 | 176 | |
| HW cm | 407 | am 20.03.2000 | 407 | 209 | 407 | am 20.03.2000 |

| | 1991/2000 (*) 10 Jahre | | | | 1991/2000 | |
|---|---|---|---|---|---|---|
| NW cm | 101 | am 08.08.1992 | 120 | 101 | 101 | am 08.08.1992 |
| MNW cm | 113 | | 147 | 113 | 113 | |
| MW cm | 188 | | 230 | 146 | 188 | |
| MHW cm | 402 | | 396 | 254 | 406 | |
| HW cm | 490 | am 31.01.1994 | 490 | 439 | 490 | am 31.01.1994 |

## Extremwerte

| | Niedrigwasser cm | Datum | Hochwasser cm | Datum |
|---|---|---|---|---|
| 1 | 50 | 09.09.1953 | 528 | 12.02.1946 |
| 2 | 53 | 07.09.1936 | 519 | 15.03.1981 |
| 3 | 55 | 19.07.1925 | 510 | 17.01.1948 |
| 4 | 68 | 23.06.1957 | 502 | 03.01.1987 |
| 5 | 74 | 22.06.1959 | 499 | 06.03.1956 |
| 6 | 76 | 02.07.1952 | 495 | 04.11.1926 |
| 7 | 80 | 16.09.1973 | 493 | 03.01.1926 |
| 8 | 80 | 10.12.1959 | 490 | 31.01.1994 |
| 9 | 80 | 21.08.1933 | 488 | 19.01.1968 |
| 10 | 82 | 08.09.1947 | 485 | 22.03.1970 |

## Dauertabelle

| Unterschreitungsdauer in Tagen | Unterschrittene Wasserstände cm: Abfluß-jahr (*) 2000 | Kalender jahr 2000 | 1991/2000 10 Kalenderjahre Obere Hüllwerte | Mittlere Werte | Untere Hüllwerte |
|---|---|---|---|---|---|
| (365) | | | | | |
| 364 | 404 | 404 | 489 | 467 | 338 |
| 363 | 403 | 403 | 489 | 457 | 322 |
| 362 | 403 | 403 | 486 | 442 | 321 |
| 361 | 401 | 401 | 486 | 427 | 302 |
| 360 | 398 | 398 | 485 | 413 | 290 |
| 359 | 396 | 396 | 479 | 404 | 280 |
| 358 | 396 | 396 | 478 | 400 | 276 |
| 357 | 390 | 390 | 474 | 394 | 274 |
| 356 | 389 | 389 | 473 | 389 | 267 |
| 350 | 339 | 339 | 462 | 361 | 241 |
| 340 | 284 | 284 | 449 | 320 | 220 |
| 330 | 264 | 264 | 419 | 286 | 204 |
| 320 | 256 | 256 | 398 | 268 | 196 |
| 300 | 229 | 226 | 355 | 240 | 186 |
| 270 | 208 | 202 | 317 | 211 | 169 |
| 240 | 188 | 173 | 254 | 193 | 159 |
| 210 | 170 | 152 | 227 | 179 | 148 |
| 183 | 149 | 148 | 207 | 167 | 141 |
| 150 | 142 | 141 | 185 | 155 | 134 |
| 130 | 138 | 137 | 168 | 149 | 128 |
| 120 | 136 | 136 | 163 | 146 | 126 |
| 110 | 136 | 135 | 160 | 144 | 124 |
| 100 | 134 | 134 | 158 | 141 | 120 |
| 90 | 133 | 133 | 154 | 138 | 118 |
| 80 | 132 | 132 | 152 | 136 | 117 |
| 70 | 131 | 131 | 150 | 133 | 115 |
| 60 | 130 | 130 | 148 | 130 | 114 |
| 50 | 129 | 129 | 146 | 127 | 113 |
| 40 | 127 | 127 | 145 | 124 | 111 |
| 30 | 126 | 126 | 142 | 121 | 110 |
| 25 | 124 | 124 | 140 | 120 | 109 |
| 20 | 124 | 124 | 138 | 118 | 108 |
| 15 | 123 | 123 | 135 | 116 | 108 |
| 10 | 121 | 121 | 129 | 114 | 107 |
| 9 | 120 | 120 | 127 | 113 | 107 |
| 8 | 120 | 120 | 126 | 113 | 106 |
| 7 | 119 | 119 | 125 | 112 | 105 |
| 6 | 119 | 119 | 125 | 112 | 104 |
| 5 | 118 | 118 | 124 | 111 | 103 |
| 4 | 118 | 118 | 124 | 110 | 103 |
| 3 | 118 | 118 | 123 | 110 | 102 |
| 2 | 117 | 117 | 122 | 108 | 102 |
| 1 | 116 | 116 | 122 | 107 | 102 |
| 0 | 114 | 114 | 120 | 101 | 101 |

(*) Abflußjahr: 1.11. des Vorjahres bis 31.10.

Extremwerte ab 1921

*) bei Niedrigwasser beeinflußt durch die 12 Km unterhalb des Pegels gelegene Staustufe Oldau am 1.11.1988 wurde das PNP-Niveau von NN + 31.816 m auf NN + 31.80 m verschoben, die Werte werden nicht auf den neuen Nullpunkt umgerechnet !

eisfrei

$A_{Eo}$ : 7209 km²
PNP :NN + 23.01 m
Lage: 75.7 km oberhalb der Mündung rechts

W
cm

Pegel : Marklendorf *) Nr. 48700103
Gewässer : Aller
Gebiet : Aller

## Tageswerte

| Tag | 1999 Nov | 1999 Dez | 2000 Jan | Feb | Mrz | Apr | Mai | Jun | Jul | Aug | Sep | Okt | Nov | Dez |
|---|---|---|---|---|---|---|---|---|---|---|---|---|---|---|
| 1. | 125 | 131 | 159 | 234 | 216 | 240 | 170 | 127 | 124 | 126 | 115 | 118 | 125 | 123 |
| 2. | 132 | 137 | 153 | 227 | 216 | 235 | 172 | 123 | 116 | 134 | 115 | 122 | 117 | 122 |
| 3. | 119 | 147 | 150 | 217 | 219 | 231 | 165 | 125 | 116 | 143 | 122 | 121 | 129 | 123 |
| 4. | 134 | 150 | 151 | 207 | 247 | 222 | 159 | 119 | 116 | 141 | 126 | 123 | 124 | 128 |
| 5. | 118 | 148 | 157 | 202 | 263 | 220 | 156 | 123 | 131 | 134 | 133 | 121 | 131 | 129 |
| 6. | 133 | 146 | 165 | 197 | 251 | 215 | 152 | 126 | 120 | 125 | 127 | 127 | 121 | 127 |
| 7. | 129 | 152 | 160 | 191 | 233 | 205 | 150 | 129 | 135 | 130 | 128 | 123 | 130 | 127 |
| 8. | 122 | 170 | 155 | 187 | 229 | 203 | 148 | 121 | 107 | 117 | 140 | 120 | 126 | 130 |
| 9. | 122 | 178 | 151 | 189 | 254 | 198 | 143 | 123 | 125 | 126 | 137 | 123 | 126 | 126 |
| 10. | 128 | 170 | 146 | 190 | 289 | 192 | 147 | 118 | 118 | 120 | 130 | 123 | 126 | 126 |
| 11. | 124 | 160 | 142 | 191 | 320 | 188 | 140 | 116 | 117 | 119 | 126 | 129 | 122 | 129 |
| 12. | 126 | 166 | 138 | 186 | 333 | 188 | 139 | 116 | 124 | 124 | 118 | 129 | 118 | 131 |
| 13. | 126 | 190 | 137 | 181 | 343 | 192 | 134 | 118 | 113 | 116 | 123 | 126 | 140 | 147 |
| 14. | 127 | 204 | 134 | 183 | 345 | 190 | 133 | 118 | 123 | 116 | 120 | 128 | 123 | 146 |
| 15. | 120 | 208 | 132 | 191 | 346 | 189 | 135 | 116 | 115 | 119 | 120 | 119 | 118 | 142 |
| 16. | 126 | 193 | 130 | 192 | 350 | 187 | 132 | 117 | 119 | 111 | 121 | 136 | 112 | 145 |
| 17. | 125 | 174 | 132 | 190 | 353 | 186 | 127 | 120 | 115 | 119 | 127 | 119 | 112 | 152 |
| 18. | 125 | 163 | 136 | 184 | 353 | 181 | 130 | 118 | 113 | 124 | 127 | 116 | 123 | 149 |
| 19. | 123 | 160 | 139 | 184 | 351 | 179 | 133 | 115 | 113 | 122 | 116 | 119 | 133 | 142 |
| 20. | 129 | 153 | 139 | 196 | 354 | 190 | 130 | 116 | 115 | 130 | 123 | 125 | 121 | 120 |
| 21. | 130 | 147 | 143 | 213 | 355 | 195 | 135 | 112 | 113 | 137 | 119 | 115 | 124 | 113 |
| 22. | 135 | 141 | 155 | 204 | 348 | 185 | 135 | 115 | 115 | 125 | 120 | 124 | 127 | 109 |
| 23. | 130 | 139 | 168 | 204 | 338 | 177 | 139 | 115 | 122 | 126 | 120 | 116 | 126 | 105 |
| 24. | 127 | 140 | 165 | 207 | 324 | 178 | 127 | 118 | 129 | 115 | 121 | 124 | 131 | 104 |
| 25. | 127 | 143 | 150 | 211 | 306 | 192 | 136 | 110 | 109 | 120 | 114 | 122 | 123 | 104 |
| 26. | 131 | 153 | 141 | 234 | 293 | 180 | 138 | 116 | 120 | 114 | 126 | 122 | 120 | 103 |
| 27. | 135 | 177 | 141 | 238 | 284 | 174 | 142 | 117 | 124 | 109 | 123 | 127 | 130 | 103 |
| 28. | 122 | 195 | 146 | 224 | 267 | 168 | 132 | 113 | 124 | 114 | 133 | 124 | 130 | 103 |
| 29. | 137 | 183 | 150 | 216 | 254 | 165 | 128 | 107 | 141 | 116 | 126 | 124 | 135 | 103 |
| 30. | 128 | 172 | 181 | | 248 | 165 | 132 | 112 | 142 | 115 | 126 | 127 | 139 | 103 |
| 31. | | 164 | 218 | | 246 | | 126 | | 133 | 114 | | 126 | | 102 |

## Hauptwerte

| | Nov | Dez | Jan | Feb | Mrz | Apr | Mai | Jun | Jul | Aug | Sep | Okt | Nov | Dez |
|---|---|---|---|---|---|---|---|---|---|---|---|---|---|---|
| Tag | 5. | 1. | 16. | 13. | 1.+ | 29.+ | 31. | 29. | 8. | 27. | 25. | 21. | 16.+ | 31. |
| NW | 118 | 131 | 130 | 181 | 216 | 165 | 126 | 107 | 107 | 109 | 114 | 115 | 112 | 102 |
| MW | 127 | 163 | 150 | 202 | 295 | 194 | 141 | 118 | 121 | 123 | 124 | 123 | 125 | 123 |
| HW | 150 | 239 | 235 | 245 | 357 | 245 | 178 | 143 | 164 | 153 | 155 | 156 | 173 | 175 |
| Tag | 22. | 14. | 31. | 26. | 22. | 1. | 2. | 7. | 7. | 3. | 28. | 16. | 13. | 19. |

| | 1990/1999 | | 1991/2000 | | | | | | 10 Jahre | | | | | |
|---|---|---|---|---|---|---|---|---|---|---|---|---|---|---|
| Jahr | 1991 | 1995 | 1996 | 1996 | 1996 | 1991 | 1991 | 1992 | 1992 | 1992 | 1991 | 1992 | 2000 | 1995 |
| NW | 116 | 100 | 72 | 94 | 117 | 131 | 118 | 87 | 96 | 70 | 94 | 101 | 112 | 100 |
| MNW | 139 | 143 | 156 | 176 | 178 | 174 | 140 | 119 | 109 | 105 | 112 | 117 | 137 | 136 |
| MW | 171 | 192 | 211 | 219 | 234 | 207 | 162 | 139 | 126 | 123 | 126 | 137 | 167 | 184 |
| MHW | 230 | 281 | 291 | 292 | 315 | 265 | 211 | 190 | 177 | 174 | 163 | 194 | 223 | 271 |
| HW | 392 | 345 | 412 | 410 | 404 | 402 | 266 | 247 | 211 | 221 | 205 | 385 | 392 | 345 |
| Jahr | 1998 | 1998 | 1994 | 1994 | 1994 | 1994 | 1994 | 1991 | 1991 | 1993 | 1993 | 1998 | 1998 | 1998 |

| | Abflußjahr (*) 2000 Jahr | Datum | Winter | Sommer | Kalenderjahr 2000 Jahr | Datum |
|---|---|---|---|---|---|---|
| NW cm | 107 | am 29.06.2000 | 118 | 107 | 102 | am 31.12.2000 |
| MW cm | 157 | | 189 | 125 | 153 | |
| HW cm | 357 | am 22.03.2000 | 357 | 178 | 357 | am 22.03.2000 |

| | 1991/2000 (*) 10 Jahre | | | | 1991/2000 | |
|---|---|---|---|---|---|---|
| NW cm | 70 | am 10.08.1992 | 72 | 70 | 70 | am 10.08.1992 |
| MNW cm | 97 | | 122 | 100 | 96 | |
| MW cm | 170 | | 206 | 136 | 169 | |
| MHW cm | 357 | | 352 | 236 | 359 | |
| HW cm | 412 | am 30.01.1994 | 412 | 385 | 412 | am 30.01.1994 |

## Extremwerte

| | Niedrigwasser cm | Datum | Hochwasser cm | Datum |
|---|---|---|---|---|
| 1 | 37 | 09.09.1959 | 434 | 09.01.1982 |
| 2 | 45 | 11.07.1973 | 432 | 13.02.1946 |
| 3 | 54 | 02.08.1943 | 424 | 04.01.1987 |
| 4 | 60 | 11.09.1953 | 424 | 15.03.1981 |
| 5 | 70 | 10.08.1992 | 424 | 13.02.1941 |
| 6 | 71 | 08.07.1954 | 423 | 07.03.1956 |
| 7 | 72 | 26.01.1996 | 419 | 17.01.1948 |
| 8 | 72 | 08.07.1952 | 417 | 23.03.1940 |
| 9 | 74 | 20.02.1954 | 414 | 22.03.1957 |
| 10 | 76 | 22.08.1944 | 412 | 30.01.1994 |

## Dauertabelle

| Unterschreitungsdauer in Tagen | Unterschrittene Wasserstände cm: Abfluß-jahr (*) 2000 | Kalender jahr 2000 | 1991/2000 10 Kalenderjahre Obere Hüllwerte | Mittlere Werte | Untere Hüllwerte |
|---|---|---|---|---|---|
| (365) | | | | | |
| 364 | 354 | 354 | 410 | 398 | 298 |
| 363 | 354 | 354 | 409 | 394 | 289 |
| 362 | 353 | 353 | 408 | 386 | 283 |
| 361 | 351 | 351 | 405 | 382 | 281 |
| 360 | 350 | 350 | 405 | 374 | 276 |
| 359 | 348 | 348 | 403 | 371 | 269 |
| 358 | 346 | 346 | 402 | 366 | 259 |
| 357 | 345 | 345 | 401 | 362 | 258 |
| 356 | 343 | 343 | 401 | 358 | 246 |
| 350 | 293 | 293 | 396 | 331 | 214 |
| 340 | 246 | 246 | 388 | 292 | 199 |
| 330 | 224 | 224 | 377 | 260 | 186 |
| 320 | 213 | 213 | 361 | 242 | 178 |
| 300 | 192 | 191 | 331 | 215 | 166 |
| 270 | 177 | 168 | 293 | 189 | 153 |
| 240 | 153 | 143 | 233 | 171 | 143 |
| 210 | 141 | 135 | 210 | 158 | 135 |
| 183 | 134 | 131 | 193 | 149 | 131 |
| 150 | 129 | 127 | 172 | 140 | 125 |
| 130 | 127 | 125 | 160 | 135 | 121 |
| 120 | 126 | 124 | 154 | 133 | 120 |
| 110 | 125 | 124 | 151 | 131 | 118 |
| 100 | 124 | 123 | 148 | 128 | 117 |
| 90 | 123 | 121 | 145 | 127 | 115 |
| 80 | 122 | 120 | 144 | 125 | 113 |
| 70 | 121 | 119 | 141 | 122 | 112 |
| 60 | 120 | 118 | 139 | 120 | 111 |
| 50 | 119 | 117 | 137 | 119 | 109 |
| 40 | 117 | 116 | 135 | 117 | 108 |
| 30 | 117 | 115 | 132 | 114 | 106 |
| 25 | 116 | 114 | 130 | 113 | 105 |
| 20 | 116 | 113 | 127 | 111 | 103 |
| 15 | 115 | 111 | 123 | 110 | 99 |
| 10 | 114 | 109 | 120 | 108 | 96 |
| 9 | 114 | 107 | 120 | 107 | 95 |
| 8 | 113 | 105 | 119 | 106 | 94 |
| 7 | 113 | 105 | 119 | 106 | 92 |
| 6 | 112 | 104 | 118 | 104 | 90 |
| 5 | 111 | 104 | 118 | 104 | 87 |
| 4 | 110 | 104 | 118 | 102 | 80 |
| 3 | 110 | 104 | 117 | 100 | 77 |
| 2 | 109 | 104 | 116 | 96 | 71 |
| 1 | 109 | 103 | 113 | 89 | 71 |
| 0 | 107 | 102 | 112 | 70 | 70 |

(*) Abflußjahr: 1.11. des Vorjahres bis 31.10.

Extremwerte ab 1941

*) bei Niedrigwasser beeinflußt durch die 10 Km unterhalb des Pegels gelegene Staustufe Hademstorf

eisfrei

BfG Koblenz

$A_{Eo}$ : 14728 km²
PNP :NN + 14.31 m
Lage: 34.2 km oberhalb der Mündung links

W
cm

Pegel : Rethem Nr. 48900204
Gewässer : Aller
Gebiet : Aller

## Tageswerte

| Tag | 1999 Nov | 1999 Dez | 2000 Jan | Feb | Mrz | Apr | Mai | Jun | Jul | Aug | Sep | Okt | Nov | Dez |
|---|---|---|---|---|---|---|---|---|---|---|---|---|---|---|
| 1. | 98 | 106 | 215 | 331 | 333 | 341 | 201 | 133 | 92 | 119 | 84 | 92 | 85 | 103 |
| 2. | 96 | 110 | 205 | 345 | 329 | 330 | 209 | 129 | 93 | 115 | 85 | 85 | 83 | 98 |
| 3. | 101 | 119 | 198 | 344 | 334 | 320 | 202 | 123 | 90 | 127 | 88 | 91 | 90 | 95 |
| 4. | 94 | 136 | 195 | 338 | 351 | 309 | 192 | 121 | 95 | 131 | 102 | 84 | 99 | 98 |
| 5. | 101 | 145 | 204 | 328 | 367 | 301 | 186 | 115 | 115 | 123 | 104 | 85 | 87 | 94 |
| 6. | 88 | 139 | 221 | 310 | 371 | 293 | 180 | 126 | 125 | 114 | 106 | 85 | 94 | 93 |
| 7. | 96 | 141 | 226 | 291 | 365 | 280 | 175 | 139 | 152 | 106 | 106 | 86 | 91 | 95 |
| 8. | 93 | 157 | 219 | 281 | 355 | 268 | 168 | 145 | 146 | 103 | 111 | 87 | 98 | 102 |
| 9. | 93 | 192 | 211 | 280 | 355 | 261 | 167 | 133 | 121 | 96 | 119 | 85 | 96 | 102 |
| 10. | 93 | 195 | 201 | 283 | 374 | 256 | 167 | 129 | 119 | 101 | 117 | 91 | 94 | 100 |
| 11. | 94 | 178 | 193 | 278 | 391 | 249 | 166 | 120 | 114 | 97 | 108 | 90 | 90 | 95 |
| 12. | 93 | 174 | 186 | 270 | 399 | 246 | 158 | 117 | 114 | 94 | 103 | 95 | 88 | 94 |
| 13. | 97 | 206 | 180 | 262 | 405 | 244 | 154 | 116 | 115 | 97 | 97 | 92 | 90 | 102 |
| 14. | 98 | 247 | 176 | 268 | 407 | 244 | 148 | 114 | 107 | 90 | 96 | 89 | 98 | 127 |
| 15. | 95 | 272 | 172 | 290 | 410 | 241 | 145 | 112 | 111 | 85 | 91 | 89 | 90 | 131 |
| 16. | 92 | 262 | 167 | 292 | 413 | 237 | 142 | 110 | 112 | 88 | 90 | 85 | 85 | 134 |
| 17. | 93 | 236 | 165 | 286 | 415 | 233 | 140 | 108 | 111 | 82 | 95 | 94 | 83 | 144 |
| 18. | 94 | 218 | 167 | 278 | 414 | 227 | 138 | 107 | 106 | 101 | 101 | 82 | 83 | 148 |
| 19. | 95 | 208 | 173 | 272 | 414 | 221 | 139 | 103 | 102 | 103 | 99 | 82 | 89 | 143 |
| 20. | 96 | 197 | 177 | 277 | 414 | 224 | 142 | 100 | 99 | 106 | 87 | 82 | 93 | 141 |
| 21. | 103 | 185 | 181 | 293 | 415 | 229 | 140 | 100 | 98 | 136 | 89 | 82 | 88 | 128 |
| 22. | 99 | 176 | 188 | 300 | 415 | 224 | 151 | 99 | 94 | 131 | 84 | 76 | 89 | 120 |
| 23. | 98 | 169 | 211 | 292 | 412 | 215 | 150 | 109 | 95 | 117 | 84 | 76 | 89 | 115 |
| 24. | 100 | 168 | 220 | 285 | 408 | 211 | 148 | 108 | 104 | 111 | 85 | 76 | 91 | 111 |
| 25. | 103 | 168 | 208 | 286 | 404 | 221 | 145 | 108 | 107 | 100 | 83 | 77 | 96 | 109 |
| 26. | 107 | 181 | 192 | 308 | 398 | 222 | 144 | 100 | 101 | 98 | 83 | 79 | 89 | 108 |
| 27. | 110 | 205 | 183 | 335 | 392 | 209 | 147 | 103 | 109 | 91 | 93 | 82 | 85 | 108 |
| 28. | 112 | 250 | 183 | 344 | 385 | 203 | 144 | 101 | 112 | 88 | 102 | 92 | 87 | 107 |
| 29. | 106 | 264 | 184 | 340 | 371 | 197 | 135 | 97 | 129 | 89 | 109 | 97 | 94 | 108 |
| 30. | 111 | 246 | 217 | | 359 | 194 | 133 | 90 | 136 | 86 | 99 | 95 | 100 | 111 |
| 31. | | 226 | 289 | | 351 | | 135 | | 129 | 84 | | 94 | | 110 |

## Hauptwerte

| | 1999 Nov | 1999 Dez | 2000 Jan | Feb | Mrz | Apr | Mai | Jun | Jul | Aug | Sep | Okt | Nov | Dez |
|---|---|---|---|---|---|---|---|---|---|---|---|---|---|---|
| Tag | 6. | 1. | 17. | 13. | 2. | 30. | 30. | 30. | 3. | 17. | 25.+ | 22.+ | 2.+ | 6. |
| NW | 88 | 106 | 165 | 262 | 329 | 194 | 133 | 90 | 90 | 82 | 83 | 76 | 83 | 93 |
| MW | 98 | 190 | 197 | 300 | 385 | 248 | 158 | 114 | 111 | 104 | 97 | 86 | 91 | 112 |
| HW | 115 | 276 | 317 | 346 | 415 | 347 | 211 | 151 | 164 | 145 | 121 | 99 | 108 | 150 |
| Tag | 28. | 15.+ | 31. | 2.+ | 17.+ | 1. | 2. | 7.+ | 7.+ | 21. | 9.+ | 17.+ | 13.+ | 18. |

| | 1990/1999 | | 1991/2000 | | | | | | | | | | | |
|---|---|---|---|---|---|---|---|---|---|---|---|---|---|---|
| | | | | | | | | | 10 Jahre | | | | | |
| Jahr | 1991 | 1991 | 1996 | 1996 | 1996 | 1991 | 1991 | 1996 | 1996 | 1996 | 1991 | 1992 | 1991 | 1991 |
| NW | 66 | 89 | 108 | 146 | 134 | 121 | 93 | 74 | 58 | 47 | 47 | 61 | 66 | 89 |
| MNW | 131 | 154 | 208 | 225 | 220 | 204 | 144 | 110 | 87 | 77 | 84 | 95 | 128 | 146 |
| MW | 180 | 225 | 270 | 274 | 290 | 246 | 179 | 140 | 113 | 101 | 106 | 125 | 171 | 214 |
| MHW | 261 | 326 | 356 | 341 | 365 | 303 | 240 | 202 | 170 | 151 | 155 | 189 | 238 | 307 |
| HW | 439 | 403 | 436 | 435 | 434 | 426 | 368 | 303 | 219 | 265 | 253 | 417 | 439 | 403 |
| Jahr | 1998 | 1998 | 1994 | 1994 | 1994 | 1994 | 1994 | 1994 | 1997 | 1993 | 1998 | 1998 | 1998 | 1998 |

| | Abflußjahr (*) 2000 Jahr | Datum | Winter | Sommer | Kalenderjahr 2000 Jahr | Datum |
|---|---|---|---|---|---|---|
| NW cm | 76 | am 22.10.2000 | 88 | 76 | 76 | am 22.10.2000 |
| MW cm | 174 | | 236 | 112 | 166 | |
| HW cm | 415 | am 17.03.2000 | 415 | 211 | 415 | am 17.03.2000 |

| | 1991/2000 (*) 10 Jahre | | | | 1991/2000 | |
|---|---|---|---|---|---|---|
| NW cm | 47 | am 07.08.1996 | 66 | 47 | 47 | am 07.08.1996 |
| MNW cm | 70 | | 123 | 70 | 70 | |
| MW cm | 187 | | 247 | 128 | 185 | |
| MHW cm | 406 | | 403 | 279 | 407 | |
| HW cm | 439 | am 06.11.1998 | 439 | 417 | 439 | am 06.11.1998 |

## Extremwerte

| | Niedrigwasser cm | Datum | Hochwasser cm | Datum |
|---|---|---|---|---|
| 1 | 47 | 07.08.1996 | 445 | 09.01.1987 |
| 2 | 47 | 06.09.1991 | 439 | 06.11.1998 |
| 3 | 49 | 09.08.1990 | 437 *) | 12.02.1946 |
| 4 | 53 | 13.08.1992 | 436 | 31.01.1994 |
| 5 | 54 | 22.08.1989 | 434 | 26.03.1994 |
| 6 | 55 | 15.09.1959 | 434 | 15.03.1981 |
| 7 | 60 | 17.09.1973 | 434 | 10.02.1966 |
| 8 | 64 | 31.07.1991 | 431 | 29.03.1988 |
| 9 | 64 | 26.08.1976 | 425 | 09.01.1982 |
| 10 | 66 | 14.10.1991 | 422 | 18.12.1961 |

## Dauertabelle

| Unterschreitungsdauer in Tagen | Unterschrittene Wasserstände cm: Abflußjahr (*) 2000 | Kalenderjahr 2000 | 1991/2000 10 Kalenderjahre: Obere Hüllwerte | Mittlere Werte | Untere Hüllwerte |
|---|---|---|---|---|---|
| (365) | | | | | |
| 364 | 416 | 416 | 438 | 433 | 359 |
| 363 | 415 | 415 | 438 | 429 | 356 |
| 362 | 415 | 415 | 437 | 425 | 341 |
| 361 | 415 | 415 | 434 | 421 | 333 |
| 360 | 414 | 414 | 433 | 418 | 328 |
| 359 | 413 | 413 | 433 | 417 | 320 |
| 358 | 412 | 412 | 433 | 415 | 311 |
| 357 | 410 | 410 | 433 | 412 | 297 |
| 356 | 408 | 408 | 433 | 410 | 297 |
| 350 | 392 | 392 | 431 | 400 | 272 |
| 340 | 355 | 355 | 424 | 377 | 243 |
| 330 | 334 | 334 | 418 | 347 | 230 |
| 320 | 301 | 301 | 411 | 323 | 212 |
| 300 | 272 | 270 | 398 | 285 | 189 |
| 270 | 220 | 211 | 370 | 237 | 164 |
| 240 | 192 | 168 | 295 | 206 | 153 |
| 210 | 158 | 139 | 263 | 180 | 126 |
| 183 | 136 | 120 | 242 | 159 | 110 |
| 150 | 115 | 109 | 204 | 139 | 96 |
| 130 | 109 | 104 | 184 | 129 | 89 |
| 120 | 107 | 102 | 173 | 124 | 86 |
| 110 | 104 | 100 | 165 | 119 | 84 |
| 100 | 102 | 98 | 158 | 114 | 81 |
| 90 | 100 | 96 | 154 | 109 | 77 |
| 80 | 98 | 95 | 149 | 103 | 75 |
| 70 | 96 | 93 | 146 | 99 | 74 |
| 60 | 95 | 91 | 142 | 94 | 69 |
| 50 | 93 | 90 | 139 | 89 | 63 |
| 40 | 91 | 89 | 135 | 85 | 61 |
| 30 | 88 | 86 | 131 | 80 | 59 |
| 25 | 86 | 86 | 127 | 77 | 58 |
| 20 | 86 | 85 | 125 | 74 | 56 |
| 15 | 85 | 84 | 123 | 70 | 54 |
| 10 | 83 | 83 | 120 | 65 | 53 |
| 9 | 83 | 83 | 120 | 64 | 53 |
| 8 | 83 | 83 | 119 | 62 | 52 |
| 7 | 83 | 83 | 118 | 61 | 52 |
| 6 | 83 | 83 | 118 | 59 | 52 |
| 5 | 82 | 82 | 118 | 59 | 51 |
| 4 | 79 | 79 | 116 | 56 | 50 |
| 3 | 77 | 77 | 115 | 55 | 49 |
| 2 | 77 | 77 | 114 | 54 | 48 |
| 1 | 77 | 77 | 112 | 52 | 47 |
| 0 | 76 | 76 | 110 | 47 | 47 |

(*) Abflußjahr: 1.11. des Vorjahres bis 31.10.

Extremwerte ab 1941
Wasserstände bis 1953 für Aller-KM 34.82
*) Wert auf Km 34.2 errechnet !
eisfrei

BfG Koblenz

$A_{Eo}$ : 1734 $km^2$

PNP : NN + 55.99 m

Lage: 29.5 km oberhalb der Mündung rechts

W

cm

Pegel : Gr.Schwülper Nr. 4829102

Gewässer : Oker

Gebiet : Aller

## Tageswerte

| Tag | 1999 Nov | 1999 Dez | 2000 Jan | Feb | Mrz | Apr | Mai | Jun | Jul | Aug | Sep | Okt | Nov | Dez |
|---|---|---|---|---|---|---|---|---|---|---|---|---|---|---|
| 1. | 221 | 221 | 241 | 310 | 296 | 344 | 279 | 224 | 214 | 222 | 216 | 217 | 213 | 214 |
| 2. | 213 | 222 | 237 | 302 | 297 | 331 | 268 | 220 | 215 | 233 | 222 | 219 | 222 | 218 |
| 3. | 219 | 227 | 234 | 293 | 295 | 317 | 250 | 218 | 219 | 234 | 228 | 212 | 219 | 215 |
| 4. | 206 | 229 | 237 | 286 | 313 | 312 | 246 | 220 | 219 | 226 | 232 | 215 | 224 | 213 |
| 5. | 215 | 228 | 250 | 278 | 303 | 310 | 242 | 219 | 230 | 221 | 236 | 219 | 224 | 211 |
| 6. | 218 | 224 | 250 | 273 | 282 | 298 | 238 | 242 | 261 | 222 | 226 | 212 | 219 | 214 |
| 7. | 213 | 227 | 245 | 265 | 279 | 290 | 246 | 243 | 232 | 210 | 242 | 214 | 220 | 214 |
| 8. | 214 | 247 | 242 | 263 | 286 | 281 | 233 | 231 | 226 | 218 | 250 | 223 | 222 | 216 |
| 9. | 212 | 256 | 240 | 266 | 333 | 280 | 238 | 226 | 222 | 218 | 238 | 224 | 222 | 214 |
| 10. | 212 | 236 | 237 | 266 | 407 | 273 | 239 | 221 | 224 | 220 | 228 | 220 | 212 | 213 |
| 11. | 216 | 230 | 233 | 258 | 442 | 270 | 239 | 224 | 224 | 219 | 220 | 217 | 211 | 216 |
| 12. | 228 | 235 | 232 | 258 | 456 | 273 | 232 | 231 | 220 | 216 | 221 | 211 | 211 | 223 |
| 13. | 218 | 262 | 231 | 258 | 451 | 271 | 222 | 224 | 223 | 219 | 222 | 219 | 215 | 223 |
| 14. | 220 | 274 | 231 | 278 | 442 | 269 | 225 | 219 | 225 | 214 | 219 | 212 | 213 | 219 |
| 15. | 216 | 259 | 230 | 276 | 452 | 266 | 224 | 224 | 219 | 213 | 218 | 214 | 215 | 226 |
| 16. | 217 | 246 | 229 | 272 | 462 | 265 | 221 | 224 | 223 | 217 | 221 | 220 | 216 | 232 |
| 17. | 218 | 235 | 229 | 269 | 460 | 259 | 230 | 223 | 222 | 230 | 226 | 216 | 215 | 233 |
| 18. | 214 | 233 | 235 | 262 | 459 | 255 | 230 | 220 | 217 | 230 | 216 | 211 | 222 | 225 |
| 19. | 222 | 233 | 245 | 263 | 468 | 263 | 231 | 230 | 218 | 249 | 218 | 212 | 216 | 220 |
| 20. | 218 | 230 | 241 | 293 | 467 | 279 | 230 | 218 | 216 | 274 | 219 | 214 | 226 | 217 |
| 21. | 215 | 227 | 243 | 292 | 466 | 268 | 231 | 216 | 214 | 248 | 218 | 215 | 213 | 215 |
| 22. | 218 | 223 | 251 | 275 | 459 | 266 | 238 | 212 | 223 | 232 | 220 | 214 | 217 | 214 |
| 23. | 219 | 227 | 247 | 280 | 445 | 254 | 232 | 224 | 242 | 234 | 219 | 214 | 218 | 215 |
| 24. | 221 | 218 | 240 | 275 | 421 | 259 | 230 | 212 | 223 | 228 | 219 | 212 | 211 | 215 |
| 25. | 225 | 227 | 233 | 296 | 401 | 253 | 230 | 216 | 224 | 221 | 215 | 213 | 212 | 215 |
| 26. | 224 | 250 | 228 | 329 | 390 | 249 | 240 | 223 | 233 | 220 | 217 | 212 | 216 | 217 |
| 27. | 224 | 284 | 230 | 312 | 362 | 246 | 229 | 215 | 224 | 221 | 222 | 217 | 224 | 216 |
| 28. | 226 | 275 | 229 | 292 | 345 | 245 | 225 | 205 | 227 | 219 | 222 | 222 | 213 | 218 |
| 29. | 223 | 261 | 238 | 291 | 346 | 243 | 222 | 212 | 243 | 218 | 221 | 218 | 218 | 220 |
| 30. | 219 | 250 | 260 | | 352 | 254 | 223 | 204 | 239 | 222 | 214 | 212 | 218 | 220 |
| 31. | | 246 | 285 | | 352 | | 226 | | 229 | 219 | | 211 | | 219 |

## Hauptwerte

| | | | | | | | | | | | | | | |
|---|---|---|---|---|---|---|---|---|---|---|---|---|---|---|
| Tag | 4. | 24. | 26. | 11.+ | 7. | 29. | 16. | 30. | 1.+ | 7. | 30. | 12.+ | 11.+ | 5. |
| NW | 206 | 218 | 228 | 258 | 279 | 243 | 221 | 204 | 214 | 210 | 214 | 211 | 211 | 211 |
| MW | 218 | 240 | 240 | 280 | 387 | 275 | 235 | 221 | 225 | 225 | 224 | 216 | 217 | 218 |
| HW | 239 | 290 | 302 | 335 | 470 | 350 | 286 | 256 | 272 | 281 | 254 | 237 | 253 | 236 |
| Tag | 1. | 27. | 31. | 26. | 19. | 1. | 1. | 6. | 6. | 20. | 8. | 28. | 20. | 17. |

| | 1990/1999 | | 1991/2000 | | | | | | 10 Jahre | | | | | |
|---|---|---|---|---|---|---|---|---|---|---|---|---|---|---|
| Jahr | 1999 | 1991 | 1996 | 1996 | 1991+ | 1991 | 1991 | 2000 | 1992 | 1992 | 1991 | 1991 | 1999 | 1991 |
| NW | 206 | 206 | 210 | 209 | 224 | 217 | 211 | 204 | 204 | 201 | 200 | 203 | 206 | 206 |
| MNW | 230 | 228 | 248 | 260 | 257 | 256 | 230 | 219 | 213 | 211 | 214 | 214 | 224 | 226 |
| MW | 256 | 265 | 289 | 299 | 313 | 288 | 250 | 236 | 227 | 224 | 225 | 230 | 249 | 261 |
| MHW | 315 | 342 | 367 | 373 | 412 | 347 | 307 | 295 | 278 | 272 | 257 | 281 | 302 | 334 |
| HW | 491 | 450 | 503 | 481 | 496 | 534 | 410 | 371 | 353 | 354 | 320 | 496 | 491 | 450 |
| Jahr | 1998 | 1993 | 1994 | 1994 | 1994 | 1994 | 1994 | 1994 | 1997 | 1993 | 1995 | 1998 | 1998 | 1993 |

| | | Abflußjahr (*) 2000 Jahr | Datum | Winter | Sommer | Kalenderjahr 2000 Jahr | Datum |
|---|---|---|---|---|---|---|---|
| NW | cm | 204 | am 30.06.2000 | 206 | 204 | 204 | am 30.06.2000 |
| MW | cm | 249 | | 274 | 224 | 247 | |
| HW | cm | 470 | am 19.03.2000 | 470 | 286 | 470 | am 19.03.2000 |

| | | 1991/2000 (*) 10 Jahre Jahr | Datum | Winter | Sommer | 1991/2000 Jahr | Datum |
|---|---|---|---|---|---|---|---|
| NW | cm | 200 | am 05.09.1991 | 206 | 200 | 200 | am 05.09.1991 |
| MNW | cm | 208 | | 220 | 208 | 208 | |
| MW | cm | 258 | | 285 | 232 | 257 | |
| MHW | cm | 461 | | 455 | 348 | 463 | |
| HW | cm | 534 | am 15.04.1994 | 534 | 496 | 534 | am 15.04.1994 |

## Extremwerte

| | Niedrigwasser cm | Datum | Hochwasser cm | Datum |
|---|---|---|---|---|
| 1 | 192 | 18.08.1971 | 568 | 11.02.1946 |
| 2 | 194 | 19.07.1989 | 541 | 16.03.1947 |
| 3 | 199 | 20.08.1989 | 541 | 02.11.1926 |
| 4 | 200 | 05.09.1991 | 537 | 18.07.1956 |
| 5 | 200 | 09.08.1990 | 534 | 15.04.1994 |
| 6 | 201 | 11.08.1992 | 532 | 01.01.1926 |
| 7 | 202 | 04.10.1989 | 527 | 30.06.1958 |
| 8 | 203 | 16.10.1991 | 523 | 09.07.1955 |
| 9 | 203 | 31.08.1990 | 520 | 14.03.1981 |
| 10 | 203 | 07.08.1989 | 519 | 06.01.1932 |

## Dauertabelle

| Unterschreitungsdauer in Tagen | Unterschrittene Wasserstände cm: Abfluß-jahr (*) 2000 | Kalender jahr 2000 | 1991/2000 10 Kalenderjahre Obere Hüllwerte | Mittlere Werte | Untere Hüllwerte |
|---|---|---|---|---|---|
| (365) | 468 | 468 | | | |
| 364 | 467 | 467 | 528 | 490 | 393 |
| 363 | 466 | 466 | 518 | 486 | 376 |
| 362 | 462 | 462 | 508 | 478 | 348 |
| 361 | 460 | 460 | 498 | 467 | 347 |
| 360 | 460 | 460 | 495 | 462 | 344 |
| 359 | 460 | 460 | 495 | 458 | 332 |
| 358 | 456 | 456 | 495 | 450 | 313 |
| 357 | 452 | 452 | 492 | 443 | 311 |
| 356 | 451 | 451 | 492 | 439 | 310 |
| 350 | 401 | 401 | 488 | 407 | 292 |
| 340 | 329 | 329 | 477 | 364 | 277 |
| 330 | 297 | 297 | 462 | 336 | 260 |
| 320 | 290 | 290 | 440 | 315 | 247 |
| 300 | 274 | 271 | 408 | 291 | 236 |
| 270 | 255 | 251 | 363 | 269 | 228 |
| 240 | 243 | 239 | 315 | 254 | 225 |
| 210 | 234 | 232 | 288 | 244 | 219 |
| 183 | 231 | 227 | 266 | 238 | 217 |
| 150 | 225 | 223 | 245 | 231 | 213 |
| 130 | 224 | 222 | 240 | 228 | 212 |
| 120 | 223 | 221 | 238 | 227 | 211 |
| 110 | 222 | 220 | 237 | 225 | 211 |
| 100 | 221 | 220 | 235 | 224 | 210 |
| 90 | 220 | 219 | 233 | 223 | 210 |
| 80 | 220 | 219 | 232 | 221 | 209 |
| 70 | 219 | 218 | 230 | 219 | 209 |
| 60 | 219 | 217 | 228 | 218 | 208 |
| 50 | 218 | 216 | 227 | 217 | 208 |
| 40 | 216 | 215 | 225 | 215 | 207 |
| 30 | 215 | 215 | 224 | 214 | 206 |
| 25 | 215 | 214 | 223 | 213 | 205 |
| 20 | 214 | 213 | 223 | 212 | 204 |
| 15 | 213 | 213 | 221 | 211 | 204 |
| 10 | 213 | 213 | 220 | 209 | 203 |
| 9 | 213 | 212 | 218 | 209 | 203 |
| 8 | 213 | 212 | 218 | 209 | 203 |
| 7 | 213 | 212 | 218 | 208 | 203 |
| 6 | 212 | 212 | 218 | 208 | 203 |
| 5 | 212 | 212 | 218 | 207 | 203 |
| 4 | 212 | 212 | 218 | 206 | 202 |
| 3 | 210 | 212 | 218 | 205 | 202 |
| 2 | 206 | 210 | 217 | 205 | 202 |
| 1 | 205 | 205 | 217 | 204 | 202 |
| 0 | 204 | 204 | 214 | 200 | 200 |

(*) Abflußjahr: 1.11. des Vorjahres bis 31.10.

der Pegel repräsentiert nicht den Wasserhaushalt des Gebietes

Einflüsse:Eckertalsperre seit 1942 Okertalsperre seit 1956

$A_{Eo}$ : 2916 $km^2$

PNP : NN + 94.98 m

Lage: 177.0 km oberhalb der Mündung links

W

cm

Pegel : Greene Nr. 4885118

Gewässer : Leine

Gebiet : Leine

## Tageswerte

| Tag | 1999 Nov | 1999 Dez | 2000 Jan | Feb | Mrz | Apr | Mai | Jun | Jul | Aug | Sep | Okt | Nov | Dez |
|---|---|---|---|---|---|---|---|---|---|---|---|---|---|---|
| 1. | 173 | 194 | 250 | 445 | 383 | 301 | 227 | 192 | 180 | 178 | 171 | 164 | 170 | 173 |
| 2. | 178 | 215 | 250 | 439 | 386 | 294 | 220 | 191 | 181 | 177 | 180 | 167 | 183 | 172 |
| 3. | 189 | 212 | 249 | 419 | 405 | 287 | 219 | 189 | 187 | 183 | 187 | 166 | 174 | 171 |
| 4. | 175 | 212 | 253 | 371 | 429 | 283 | 215 | 213 | 207 | 176 | 189 | 166 | 186 | 170 |
| 5. | 175 | 204 | 300 | 353 | 404 | 278 | 213 | 230 | 281 | 175 | 180 | 164 | 177 | 170 |
| 6. | 174 | 201 | 295 | 337 | 385 | 267 | 212 | 245 | 269 | 174 | 178 | 168 | 174 | 170 |
| 7. | 173 | 213 | 282 | 318 | 365 | 260 | 210 | 218 | 219 | 174 | 200 | 165 | 179 | 169 |
| 8. | 178 | 256 | 270 | 318 | 380 | 256 | 211 | 216 | 205 | 173 | 206 | 166 | 177 | 171 |
| 9. | 176 | 240 | 260 | 330 | 472 | 254 | 214 | 202 | 199 | 175 | 191 | 167 | 171 | 170 |
| 10. | 174 | 235 | 250 | 311 | 488 | 252 | 211 | 196 | 204 | 174 | 185 | 169 | 172 | 170 |
| 11. | 182 | 223 | 242 | 306 | 547 | 250 | 207 | 204 | 205 | 177 | 182 | 168 | 170 | 183 |
| 12. | 185 | 274 | 236 | 294 | 573 | 249 | 205 | 199 | 198 | 173 | 179 | 167 | 170 | 189 |
| 13. | 179 | 339 | 231 | 309 | 558 | 247 | 203 | 192 | 192 | 171 | 176 | 166 | 171 | 201 |
| 14. | 179 | 316 | 227 | 327 | 561 | 245 | 201 | 189 | 196 | 170 | 175 | 165 | 179 | 195 |
| 15. | 178 | 293 | 222 | 305 | 605 | 243 | 201 | 190 | 201 | 170 | 174 | 165 | 177 | 194 |
| 16. | 176 | 265 | 217 | 309 | 600 | 239 | 200 | 190 | 200 | 188 | 179 | 165 | 174 | 222 |
| 17. | 175 | 247 | 218 | 308 | 592 | 236 | 202 | 187 | 192 | 174 | 177 | 164 | 174 | 216 |
| 18. | 176 | 247 | 230 | 301 | 563 | 232 | 204 | 186 | 189 | 181 | 173 | 166 | 177 | 205 |
| 19. | 180 | 238 | 245 | 311 | 552 | 237 | 207 | 185 | 188 | 222 | 171 | 165 | 173 | 199 |
| 20. | 179 | 228 | 232 | 339 | 541 | 237 | 232 | 182 | 187 | 224 | 170 | 170 | 176 | 194 |
| 21. | 176 | 220 | 249 | 323 | 523 | 230 | 222 | 182 | 185 | 209 | 171 | 165 | 173 | 191 |
| 22. | 176 | 214 | 261 | 305 | 474 | 226 | 213 | 181 | 186 | 194 | 177 | 165 | 173 | 186 |
| 23. | 182 | 211 | 265 | 297 | 432 | 224 | 213 | 181 | 188 | 185 | 170 | 163 | 176 | 184 |
| 24. | 195 | 209 | 246 | 294 | 402 | 229 | 206 | 187 | 182 | 181 | 169 | 166 | 172 | 184 |
| 25. | 198 | 223 | 233 | 364 | 384 | 224 | 213 | 196 | 191 | 178 | 172 | 164 | 170 | 187 |
| 26. | 198 | 268 | 226 | 431 | 370 | 221 | 209 | 189 | 189 | 176 | 175 | 165 | 171 | 184 |
| 27. | 199 | 334 | 224 | 399 | 356 | 218 | 197 | 184 | 182 | 174 | 169 | 167 | 171 | 184 |
| 28. | 197 | 325 | 221 | 377 | 340 | 219 | 196 | 182 | 186 | 173 | 169 | 177 | 173 | 192 |
| 29. | 195 | 284 | 236 | 380 | 333 | 216 | 196 | 181 | 182 | 172 | 168 | 177 | 182 | 190 |
| 30. | 192 | 268 | 435 | | 319 | 233 | 200 | 180 | 180 | 172 | 166 | 173 | 174 | 182 |
| 31. | | 258 | 439 | | 311 | | 198 | | 183 | 171 | | 174 | | 182 |

## Hauptwerte

| | | | | | | | | | | | | | | |
|---|---|---|---|---|---|---|---|---|---|---|---|---|---|---|
| Tag | 1.+ | 1. | 16. | 12.+ | 31. | 29. | 28.+ | 30. | 1.+ | 14.+ | 30. | 23. | 1.+ | 7. |
| NW | 173 | 194 | 217 | 294 | 311 | 216 | 196 | 180 | 180 | 170 | 166 | 163 | 170 | 169 |
| MW | 182 | 247 | 258 | 342 | 453 | 246 | 209 | 195 | 197 | 180 | 178 | 167 | 175 | 185 |
| HW | 205 | 350 | 462 | 453 | 608 | 307 | 248 | 286 | 318 | 264 | 224 | 184 | 196 | 231 |
| Tag | 25. | 13. | 30. | 25. | 15. | 1. | 20. | 5. | 5. | 19. | 7. | 28. | 29. | 16. |

| | 1990/1999 | | 1991/2000 | | | | | | | | | | | |
|---|---|---|---|---|---|---|---|---|---|---|---|---|---|---|
| | | | | | | | | | 10 Jahre | | | | | |
| Jahr | 1991 | 1991 | 1996 | 1996 | 1996 | 1996 | 1991 | 1996 | 1996 | 1996 | 1996 | 1991 | 1991 | 1991 |
| NW | 155 | 161 | 166 | 161 | 172 | 181 | 172 | 162 | 154 | 150 | 147 | 150 | 155 | 161 |
| MNW | 192 | 201 | 232 | 241 | 242 | 232 | 196 | 183 | 170 | 167 | 169 | 172 | 192 | 197 |
| MW | 242 | 262 | 291 | 298 | 320 | 267 | 217 | 200 | 188 | 180 | 187 | 199 | 236 | 256 |
| MHW | 370 | 403 | 418 | 419 | 458 | 340 | 288 | 298 | 259 | 255 | 259 | 294 | 344 | 383 |
| HW | 671 | 510 | 632 | 622 | 624 | 540 | 414 | 391 | 355 | 351 | 439 | 626 | 671 | 510 |
| Jahr | 1998 | 1993 | 1995 | 1995 | 1994 | 1994 | 1994 | 1995 | 1993 | 1993 | 1998 | 1998 | 1998 | 1993 |

| | | Abflußjahr (*) 2000 Jahr | Datum | Winter | Sommer | Kalenderjahr 2000 Jahr | Datum |
|---|---|---|---|---|---|---|---|
| NW | cm | 163 | am 23.10.2000 | 173 | 163 | 163 | am 23.10.2000 |
| MW | cm | 238 | | 288 | 188 | 232 | |
| HW | cm | 608 | am 15.03.2000 | 608 | 318 | 608 | am 15.03.2000 |

| | | 1991/2000 (*) 10 Jahre Jahr | Datum | Winter | Sommer | 1991/2000 Jahr | Datum |
|---|---|---|---|---|---|---|---|
| NW | cm | 147 | am 27.09.1996 | 155 | 147 | 147 | am 27.09.1996 |
| MNW | cm | 162 | | 181 | 163 | 163 | |
| MW | cm | 237 | | 280 | 195 | 236 | |
| MHW | cm | 556 | | 539 | 366 | 549 | |
| HW | cm | 671 | am 01.11.1998 | 671 | 626 | 671 | am 01.11.1998 |

## Extremwerte

| | Niedrigwasser cm | Datum | Hochwasser cm | Datum |
|---|---|---|---|---|
| 1 | 147 | 27.09.1996 | 712 | 05.06.1981 |
| 2 | 150 | 12.10.1991 | 671 | 01.11.1998 |
| 3 | 158 | 06.10.1997 | 665 | 13.03.1981 |
| 4 | 159 | 28.09.1992 | 663 | 01.01.1987 |
| 5 | 159 | 25.08.1989 | 643 | 07.01.1982 |
| 6 | 160 | 04.08.1990 | 632 | 31.01.1995 |
| 7 | 161 | 07.02.1996 | 624 | 19.03.1994 |
| 8 | 161 | 15.12.1991 | 621 | 06.12.1981 |
| 9 | 163 | 23.10.2000 | 618 | 21.01.1986 |
| 10 | 164 | 20.08.1998 | 616 | 10.02.1981 |

## Dauertabelle

| Unterschreitungsdauer in Tagen | Unterschrittene Wasserstände cm: Abflußjahr (*) 2000 | Kalenderjahr 2000 | 1991/2000 10 Kalenderjahre: Obere Hüllwerte | Mittlere Werte | Untere Hüllwerte |
|---|---|---|---|---|---|
| (365) | 605 | 605 | | | |
| 364 | 600 | 600 | 658 | 613 | 419 |
| 363 | 592 | 592 | 656 | 600 | 388 |
| 362 | 573 | 573 | 644 | 559 | 385 |
| 361 | 563 | 563 | 624 | 542 | 346 |
| 360 | 561 | 561 | 621 | 523 | 334 |
| 359 | 558 | 558 | 612 | 482 | 319 |
| 358 | 552 | 552 | 610 | 464 | 316 |
| 357 | 547 | 547 | 603 | 456 | 306 |
| 356 | 541 | 541 | 586 | 450 | 296 |
| 350 | 445 | 445 | 535 | 434 | 284 |
| 340 | 399 | 399 | 458 | 401 | 259 |
| 330 | 365 | 365 | 444 | 363 | 249 |
| 320 | 330 | 323 | 441 | 328 | 238 |
| 300 | 297 | 295 | 427 | 295 | 223 |
| 270 | 252 | 242 | 374 | 258 | 204 |
| 240 | 231 | 222 | 295 | 236 | 193 |
| 210 | 217 | 206 | 261 | 219 | 186 |
| 183 | 206 | 197 | 249 | 207 | 178 |
| 150 | 195 | 188 | 231 | 196 | 171 |
| 130 | 189 | 183 | 215 | 191 | 167 |
| 120 | 186 | 182 | 212 | 188 | 166 |
| 110 | 183 | 180 | 208 | 186 | 164 |
| 100 | 182 | 178 | 206 | 184 | 163 |
| 90 | 180 | 177 | 202 | 181 | 162 |
| 80 | 178 | 175 | 199 | 179 | 160 |
| 70 | 177 | 174 | 197 | 177 | 158 |
| 60 | 176 | 173 | 194 | 175 | 158 |
| 50 | 174 | 172 | 192 | 172 | 157 |
| 40 | 172 | 171 | 190 | 169 | 156 |
| 30 | 170 | 170 | 187 | 167 | 155 |
| 25 | 169 | 169 | 183 | 165 | 155 |
| 20 | 168 | 168 | 183 | 163 | 154 |
| 15 | 167 | 167 | 181 | 161 | 153 |
| 10 | 166 | 166 | 181 | 158 | 153 |
| 9 | 166 | 166 | 181 | 157 | 153 |
| 8 | 166 | 166 | 181 | 157 | 153 |
| 7 | 166 | 166 | 180 | 157 | 153 |
| 6 | 166 | 166 | 180 | 156 | 152 |
| 5 | 166 | 166 | 180 | 156 | 152 |
| 4 | 165 | 165 | 180 | 155 | 151 |
| 3 | 165 | 165 | 179 | 155 | 151 |
| 2 | 165 | 165 | 179 | 154 | 150 |
| 1 | 165 | 165 | 179 | 153 | 150 |
| 0 | 163 | 163 | 175 | 147 | 147 |

(*) Abflußjahr: 1.11. des Vorjahres bis 31.10.
Repräsentativ für die Leine
Einflüsse: Odertalsperre seit 1934 Sösetalsperre seit 1931
RB Salzderhelden seit 1985

NLÖ Hildesheim

$A_{Eo}$ : 3463 $km^2$

PNP : NN + 68.46 m

Lage: 130.0 km oberhalb der Mündung rechts

W

cm

Pegel : Poppenburg Nr. 4885154

Gewässer : Leine

Gebiet : Leine

## Tageswerte

| Tag | 1999 Nov | 1999 Dez | 2000 Jan | Feb | Mrz | Apr | Mai | Jun | Jul | Aug | Sep | Okt | Nov | Dez |
|---|---|---|---|---|---|---|---|---|---|---|---|---|---|---|
| 1. | 101 | 112 | 159 | 300 | 258 | 203 | 139 | 112 | 98 | 100 | 92 | 92 | 94 | 97 |
| 2. | 98 | 124 | 156 | 293 | 263 | 197 | 133 | 109 | 97 | 98 | 96 | 90 | 98 | 95 |
| 3. | 108 | 129 | 155 | 285 | 279 | 191 | 131 | 107 | 101 | 101 | 105 | 91 | 99 | 94 |
| 4. | 105 | 128 | 157 | 254 | 309 | 187 | 129 | 117 | 114 | 97 | 106 | 91 | 99 | 90 |
| 5. | 97 | 124 | 183 | 234 | 282 | 183 | 127 | 123 | 141 | 95 | 103 | 91 | 101 | 91 |
| 6. | 98 | 121 | 191 | 224 | 265 | 175 | 125 | 155 | 176 | 94 | 99 | 92 | 95 | 91 |
| 7. | 98 | 124 | 181 | 211 | 250 | 169 | 124 | 132 | 134 | 94 | 105 | 92 | 96 | 92 |
| 8. | 101 | 158 | 173 | 207 | 251 | 165 | 124 | 131 | 121 | 95 | 121 | 92 | 100 | 94 |
| 9. | 99 | 155 | 166 | 217 | 325 | 163 | 124 | 122 | 115 | 94 | 111 | 90 | 95 | 92 |
| 10. | 99 | 146 | 159 | 210 | 362 | 161 | 125 | 117 | 113 | 94 | 106 | 94 | 92 | 92 |
| 11. | 100 | 140 | 153 | 201 | 357 | 159 | 121 | 118 | 120 | 96 | 104 | 95 | 92 | 99 |
| 12. | 106 | 161 | 148 | 195 | 374 | 159 | 118 | 119 | 113 | 95 | 101 | 93 | 92 | 107 |
| 13. | 101 | 213 | 145 | 206 | 379 | 157 | 116 | 111 | 110 | 92 | 100 | 92 | 92 | 113 |
| 14. | 101 | 211 | 141 | 230 | 375 | 155 | 115 | 109 | 109 | 91 | 97 | 91 | 94 | 116 |
| 15. | 102 | 193 | 137 | 213 | 388 | 154 | 112 | 109 | 116 | 91 | 96 | 91 | 99 | 113 |
| 16. | 100 | 173 | 134 | 209 | 395 | 151 | 113 | 109 | 114 | 96 | 100 | 91 | 96 | 126 |
| 17. | 100 | 157 | 132 | 207 | 392 | 148 | 113 | 105 | 110 | 104 | 101 | 91 | 95 | 133 |
| 18. | 100 | 156 | 136 | 203 | 389 | 146 | 113 | 105 | 106 | 99 | 95 | 93 | 96 | 123 |
| 19. | 100 | 153 | 152 | 204 | 381 | 146 | 118 | 104 | 104 | 121 | 94 | 89 | 96 | 118 |
| 20. | 104 | 144 | 145 | 225 | 373 | 150 | 124 | 102 | 104 | 145 | 94 | 90 | 95 | 113 |
| 21. | 101 | 137 | 153 | 223 | 366 | 144 | 134 | 102 | 102 | 121 | 92 | 89 | 96 | 110 |
| 22. | 97 | 131 | 170 | 207 | 347 | 141 | 124 | 103 | 101 | 119 | 97 | 87 | 95 | 108 |
| 23. | 101 | 128 | 172 | 201 | 309 | 139 | 123 | 102 | 104 | 108 | 93 | 88 | 95 | 103 |
| 24. | 110 | 127 | 160 | 196 | 282 | 141 | 117 | 102 | 100 | 103 | 92 | 89 | 96 | 104 |
| 25. | 115 | 132 | 149 | 228 | 265 | 139 | 118 | 112 | 106 | 100 | 94 | 89 | 94 | 104 |
| 26. | 116 | 163 | 142 | 296 | 255 | 136 | 124 | 106 | 108 | 99 | 96 | 88 | 93 | 104 |
| 27. | 116 | 214 | 140 | 278 | 244 | 134 | 116 | 105 | 104 | 97 | 97 | 89 | 93 | 103 |
| 28. | 115 | 221 | 137 | 259 | 232 | 131 | 115 | 101 | 105 | 96 | 95 | 94 | 93 | 105 |
| 29. | 114 | 188 | 144 | 256 | 226 | 130 | 113 | 101 | 104 | 95 | 96 | 101 | 99 | 109 |
| 30. | 113 | 174 | 285 | | 217 | 137 | 116 | 100 | 101 | 92 | 92 | 95 | 98 | 104 |
| 31. | | 167 | 302 | | 209 | | 117 | | 100 | 92 | | 95 | | 99 |

## Hauptwerte

| | | | | | | | | | | | | | | |
|---|---|---|---|---|---|---|---|---|---|---|---|---|---|---|
| Tag | 5.+ | 1. | 17. | 12. | 31. | 29. | 15. | 30. | 2. | 14.+ | 1.+ | 22. | 10.+ | 4. |
| NW | 97 | 112 | 132 | 195 | 209 | 130 | 112 | 100 | 97 | 91 | 92 | 87 | 92 | 90 |
| MW | 104 | 155 | 163 | 230 | 310 | 156 | 121 | 112 | 111 | 100 | 99 | 91 | 96 | 105 |
| HW | 117 | 230 | 314 | 304 | 396 | 206 | 143 | 168 | 188 | 158 | 125 | 105 | 108 | 137 |
| Tag | 28. | 28. | 30. | 1. | 16. | 1. | 21. | 6. | 6. | 20. | 8. | 18. | 2. | 17. |

| | 1990/1999 | | 1991/2000 | | | | | | 10 Jahre | | | | | |
|---|---|---|---|---|---|---|---|---|---|---|---|---|---|---|
| Jahr | 1991+ | 1991 | 1996 | 1996 | 1996 | 1996 | 1996 | 1996 | 1996 | 1996 | 1996 | 1997 | 1991+ | 2000 |
| NW | 88 | 91 | 92 | 91 | 99 | 104 | 101 | 86 | 79 | 77 | 76 | 80 | 88 | 90 |
| MNW | 114 | 124 | 148 | 155 | 154 | 147 | 119 | 108 | 99 | 94 | 95 | 97 | 113 | 120 |
| MW | 153 | 171 | 195 | 198 | 214 | 174 | 135 | 122 | 112 | 105 | 109 | 119 | 147 | 166 |
| MHW | 241 | 276 | 289 | 287 | 314 | 228 | 181 | 188 | 164 | 155 | 158 | 187 | 221 | 260 |
| HW | 471 | 376 | 402 | 410 | 414 | 390 | 274 | 255 | 251 | 247 | 287 | 418 | 471 | 376 |
| Jahr | 1998 | 1993 | 1995 | 1995 | 1994 | 1994 | 1994 | 1995 | 1993 | 1993 | 1998 | 1998 | 1998 | 1993 |

| | | Abflußjahr (*) 2000 Jahr | Datum | Winter | Sommer | Kalenderjahr 2000 Jahr | Datum |
|---|---|---|---|---|---|---|---|
| NW | cm | 87 | am 22.10.2000 | 97 | 87 | 87 | am 22.10.2000 |
| MW | cm | 146 | | 186 | 106 | 141 | |
| HW | cm | 396 | am 16.03.2000 | 396 | 188 | 396 | am 16.03.2000 |

| | | 1991/2000 (*) 10 Jahre Jahr | Datum | Winter | Sommer | 1991/2000 Jahr | Datum |
|---|---|---|---|---|---|---|---|
| NW | cm | 76 | am 10.09.1996 | 88 | 76 | 76 | am 10.09.1996 |
| MNW | cm | 90 | | 107 | 90 | 90 | |
| MW | cm | 150 | | 184 | 117 | 149 | |
| MHW | cm | 383 | | 377 | 244 | 380 | |
| HW | cm | 471 | am 02.11.1998 | 471 | 418 | 471 | am 02.11.1998 |

## Extremwerte

| | Niedrigwasser cm | Niedrigwasser Datum | Hochwasser cm | Hochwasser Datum |
|---|---|---|---|---|
| 1 | 76 | 10.09.1996 | 485 | 06.06.1981 |
| 2 | 80 | 06.10.1997 | 471 | 02.11.1998 |
| 3 | 86 | 16.12.1959 | 451 | 01.01.1987 |
| 4 | 87 | 22.10.2000 | 446 | 13.03.1981 |
| 5 | 87 | 26.08.1973 | 440 | 18.07.1956 |
| 6 | 88 | 18.08.1998 | 416 | 07.01.1982 |
| 7 | 88 | 02.11.1991 | 415 | 25.02.1970 |
| 8 | 88 | 18.10.1976 | 414 | 20.03.1994 |
| 9 | 89 | 28.07.1964 | 410 | 01.02.1995 |
| 10 | 89 | 21.06.1954 | 406 | 18.01.1968 |

## Dauertabelle

| Unterschreitungsdauer in Tagen | Unterschrittene Wasserstände cm: Abfluß-jahr (*) 2000 | Kalender jahr 2000 | 1991/2000 10 Kalenderjahre: Obere Hüllwerte | Mittlere Werte | Untere Hüllwerte |
|---|---|---|---|---|---|
| (365) | 395 | 395 | | | |
| 364 | 392 | 392 | 464 | 400 | 290 |
| 363 | 389 | 389 | 461 | 393 | 270 |
| 362 | 388 | 388 | 445 | 381 | 259 |
| 361 | 381 | 381 | 436 | 371 | 226 |
| 360 | 379 | 379 | 417 | 366 | 221 |
| 359 | 375 | 375 | 409 | 356 | 219 |
| 358 | 374 | 374 | 406 | 340 | 209 |
| 357 | 373 | 373 | 400 | 329 | 205 |
| 356 | 366 | 366 | 399 | 325 | 200 |
| 350 | 325 | 325 | 369 | 303 | 189 |
| 340 | 278 | 278 | 350 | 274 | 169 |
| 330 | 250 | 250 | 320 | 245 | 161 |
| 320 | 221 | 223 | 310 | 223 | 151 |
| 300 | 197 | 195 | 293 | 196 | 144 |
| 270 | 160 | 151 | 269 | 169 | 126 |
| 240 | 142 | 134 | 195 | 150 | 114 |
| 210 | 130 | 120 | 170 | 138 | 109 |
| 183 | 120 | 114 | 162 | 127 | 106 |
| 150 | 113 | 105 | 145 | 118 | 102 |
| 130 | 107 | 103 | 131 | 114 | 98 |
| 120 | 105 | 102 | 129 | 112 | 96 |
| 110 | 103 | 100 | 126 | 110 | 94 |
| 100 | 102 | 99 | 125 | 108 | 92 |
| 90 | 102 | 97 | 123 | 106 | 91 |
| 80 | 101 | 97 | 122 | 104 | 88 |
| 70 | 99 | 96 | 120 | 102 | 87 |
| 60 | 98 | 95 | 119 | 101 | 85 |
| 50 | 96 | 95 | 116 | 99 | 84 |
| 40 | 95 | 93 | 115 | 97 | 82 |
| 30 | 93 | 93 | 111 | 95 | 80 |
| 25 | 93 | 93 | 109 | 94 | 80 |
| 20 | 93 | 92 | 108 | 93 | 79 |
| 15 | 92 | 92 | 107 | 91 | 79 |
| 10 | 91 | 91 | 104 | 89 | 79 |
| 9 | 91 | 91 | 103 | 88 | 79 |
| 8 | 91 | 91 | 103 | 87 | 79 |
| 7 | 90 | 90 | 102 | 86 | 78 |
| 6 | 90 | 90 | 101 | 85 | 78 |
| 5 | 90 | 90 | 101 | 83 | 78 |
| 4 | 90 | 90 | 101 | 82 | 78 |
| 3 | 90 | 90 | 101 | 80 | 78 |
| 2 | 89 | 89 | 101 | 79 | 78 |
| 1 | 89 | 89 | 101 | 79 | 78 |
| 0 | 87 | 87 | 100 | 76 | 76 |

(*) Abflußjahr: 1.11. des Vorjahres bis 31.10.
Repräsentativ für die Leine
Einflüsse: Odertalsperre seit 1934 Sösetalsperre seit 1931
RB Salzderhelden seit 1985

$A_{Eo}$ : 5304 km²

PNP :NN + 43.81 m

Lage: 87.1 km oberhalb der Mündung links

W

cm

Pegel : Herrenhausen Nr. 48800108

Gewässer : Leine

Gebiet : Leine

## Tageswerte

| Tag | 1999 Nov | 1999 Dez | 2000 Jan | Feb | Mrz | Apr | Mai | Jun | Jul | Aug | Sep | Okt | Nov | Dez |
|---|---|---|---|---|---|---|---|---|---|---|---|---|---|---|
| 1. | 93 | 103 | 189 | 428 | 364 | 298 | 183 | 116 | 96 | 94 | 80 | 75 | 82 | 82 |
| 2. | 83 | 114 | 184 | 418 | 376 | 286 | 167 | 113 | 95 | 98 | 86 | 76 | 85 | 82 |
| 3. | 92 | 128 | 180 | 409 | 386 | 275 | 160 | 110 | 105 | 102 | 106 | 76 | 91 | 81 |
| 4. | 95 | 128 | 183 | 374 | 447 | 269 | 155 | 111 | 119 | 97 | 108 | 77 | 85 | 76 |
| 5. | 83 | 123 | 215 | 329 | 427 | 261 | 147 | 130 | 131 | 90 | 97 | 78 | 88 | 78 |
| 6. | 83 | 117 | 239 | 307 | 395 | 243 | 146 | 167 | 223 | 88 | 95 | 78 | 84 | 78 |
| 7. | 84 | 122 | 222 | 289 | 366 | 231 | 140 | 151 | 156 | 85 | 111 | 78 | 88 | 78 |
| 8. | 87 | 176 | 209 | 277 | 352 | 222 | 140 | 141 | 130 | 85 | 122 | 76 | 90 | 78 |
| 9. | 86 | 182 | 196 | 289 | 430 | 217 | 146 | 130 | 122 | 84 | 111 | 77 | 84 | 77 |
| 10. | 85 | 161 | 183 | 283 | 493 | 212 | 142 | 120 | 117 | 84 | 100 | 80 | 83 | 77 |
| 11. | 87 | 150 | 174 | 268 | 519 | 208 | 135 | 120 | 116 | 81 | 100 | 81 | 77 | 85 |
| 12. | 95 | 170 | 166 | 258 | 523 | 204 | 130 | 125 | 114 | 82 | 93 | 78 | 76 | 103 |
| 13. | 89 | 253 | 160 | 269 | 525 | 201 | 127 | 113 | 106 | 79 | 88 | 77 | 78 | 104 |
| 14. | 87 | 270 | 156 | 337 | 530 | 199 | 123 | 108 | 106 | 76 | 86 | 77 | 82 | 116 |
| 15. | 88 | 245 | 149 | 304 | 531 | 196 | 121 | 112 | 120 | 80 | 84 | 76 | 88 | 113 |
| 16. | 86 | 214 | 144 | 286 | 536 | 191 | 121 | 110 | 113 | 82 | 98 | 75 | 82 | 124 |
| 17. | 85 | 184 | 143 | 284 | 538 | 184 | 118 | 104 | 108 | 113 | 96 | 73 | 82 | 137 |
| 18. | 86 | 178 | 150 | 272 | 537 | 180 | 122 | 101 | 99 | 88 | 88 | 73 | 85 | 124 |
| 19. | 89 | 175 | 172 | 273 | 541 | 183 | 125 | 100 | 98 | 122 | 84 | 76 | 84 | 115 |
| 20. | 92 | 158 | 169 | 297 | 540 | 188 | 129 | 99 | 101 | 164 | 83 | 76 | 81 | 108 |
| 21. | 90 | 149 | 176 | 309 | 532 | 178 | 154 | 100 | 94 | 126 | 81 | 78 | 80 | 103 |
| 22. | 85 | 140 | 209 | 282 | 527 | 170 | 138 | 116 | 98 | 119 | 83 | 71 | 77 | 99 |
| 23. | 89 | 136 | 217 | 269 | 508 | 167 | 134 | 103 | 100 | 104 | 83 | 72 | 81 | 93 |
| 24. | 99 | 133 | 199 | 262 | 459 | 179 | 131 | 101 | 95 | 98 | 79 | 73 | 83 | 94 |
| 25. | 107 | 140 | 181 | 302 | 417 | 172 | 121 | 109 | 96 | 92 | 86 | 74 | 80 | 95 |
| 26. | 109 | 181 | 166 | 404 | 393 | 163 | 137 | 103 | 108 | 87 | 88 | 76 | 77 | 95 |
| 27. | 108 | 265 | 162 | 406 | 368 | 159 | 125 | 99 | 100 | 85 | 93 | 80 | 79 | 93 |
| 28. | 106 | 298 | 158 | 370 | 349 | 156 | 118 | 98 | 105 | 81 | 83 | 91 | 84 | 98 |
| 29. | 105 | 251 | 165 | 360 | 342 | 152 | 119 | 97 | 99 | 78 | 83 | 90 | 87 | 104 |
| 30. | 103 | 218 | 345 | | 328 | 184 | 123 | 97 | 94 | 77 | 77 | 83 | 86 | 96 |
| 31. | | 202 | 435 | | 311 | | 123 | | 93 | 82 | | 81 | | 91 |

## Hauptwerte

| | 1999 Nov | 1999 Dez | 2000 Jan | Feb | Mrz | Apr | Mai | Jun | Jul | Aug | Sep | Okt | Nov | Dez |
|---|---|---|---|---|---|---|---|---|---|---|---|---|---|---|
| Tag | 2.+ | 1. | 17. | 12. | 31. | 29. | 17.+ | 29.+ | 31. | 14. | 30. | 22. | 12. | 4. |
| NW | 83 | 103 | 143 | 258 | 311 | 152 | 118 | 97 | 93 | 76 | 77 | 71 | 76 | 76 |
| MW | 92 | 176 | 193 | 318 | 448 | 204 | 135 | 113 | 112 | 94 | 92 | 77 | 83 | 96 |
| HW | 122 | 321 | 443 | 433 | 542 | 307 | 198 | 191 | 278 | 187 | 134 | 102 | 119 | 143 |
| Tag | 1. | 27. | 31. | 1. | 19.+ | 1. | 1. | 6. | 6. | 20. | 27. | 28. | 28. | 17. |

| | 1990/1999 | | 1991/2000 | | | | | | | | 10 Jahre | | | |
|---|---|---|---|---|---|---|---|---|---|---|---|---|---|---|
| Jahr | 1991 | 1991 | 1996 | 1996 | 1996 | 1996 | 1991 | 1996 | 1996 | 1996 | 1991 | 1991 | 1991 | 1991 |
| NW | 59 | 69 | 67 | 70 | 99 | 98 | 81 | 72 | 62 | 54 | 51 | 53 | 59 | 69 |
| MNW | 112 | 129 | 172 | 187 | 188 | 173 | 119 | 99 | 82 | 74 | 76 | 84 | 111 | 122 |
| MW | 174 | 213 | 254 | 264 | 289 | 223 | 151 | 125 | 106 | 94 | 101 | 119 | 166 | 203 |
| MHW | 312 | 382 | 392 | 403 | 444 | 314 | 238 | 232 | 201 | 191 | 185 | 234 | 281 | 355 |
| HW | 587 | 537 | 550 | 543 | 549 | 551 | 371 | 358 | 307 | 326 | 382 | 545 | 587 | 537 |
| Jahr | 1998 | 1993 | 1994 | 1995 | 1994 | 1994 | 1994 | 1995 | 1993 | 1993 | 1998 | 1998 | 1998 | 1993 |

| | Abflußjahr (*) 2000 Jahr | Datum | Winter | Sommer | Kalenderjahr 2000 Jahr | Datum |
|---|---|---|---|---|---|---|
| NW cm | 71 | am 22.10.2000 | 83 | 71 | 71 | am 22.10.2000 |
| MW cm | 171 | | 239 | 104 | 163 | |
| HW cm | 542 | am 19.03.2000 | 542 | 278 | 542 | am 19.03.2000 |

| | 1991/2000 (*) 10 Jahre | | | | 1991/2000 | |
|---|---|---|---|---|---|---|
| NW cm | 51 | am 16.09.1991 | 59 | 51 | 51 | am 16.09.1991 |
| MNW cm | 68 | | 99 | 68 | 68 | |
| MW cm | 176 | | 236 | 116 | 174 | |
| MHW cm | 521 | | 518 | 325 | 524 | |
| HW cm | 587 | am 03.11.1998 | 587 | 545 | 587 | am 03.11.1998 |

## Extremwerte

| | Niedrigwasser cm | Datum | Hochwasser cm | Datum |
|---|---|---|---|---|
| 1 | 38 | 06.10.1947 | 644 | 10.02.1946 |
| 2 | 51 | 16.09.1991 | 589 | 13.03.1981 |
| 3 | 52 | 06.10.1959 | 588 | 02.01.1987 |
| 4 | 52 | 23.06.1954 | 587 | 03.11.1998 |
| 5 | 52 | 11.10.1949 | 578 | 16.03.1947 |
| 6 | 53 | 13.10.1991 | 575 | 07.06.1981 |
| 7 | 54 | 07.08.1996 | 565 | 24.02.1970 |
| 8 | 57 | 07.08.1990 | 560 | 16.01.1968 |
| 9 | 57 | 31.12.1976 | 553 | 19.07.1956 |
| 10 | 58 | 14.09.1999 | 551 | 15.04.1994 |

## Dauertabelle

| Unterschreitungsdauer in Tagen | Unterschrittene Wasserstände cm: Abflußjahr (*) 2000 | Kalenderjahr 2000 | 1991/2000 10 Kalenderjahre: Obere Hüllwerte | Mittlere Werte | Untere Hüllwerte |
|---|---|---|---|---|---|
| (365) | | | | | |
| 364 | 540 | 540 | 584 | 543 | 418 |
| 363 | 538 | 538 | 580 | 540 | 354 |
| 362 | 537 | 537 | 567 | 537 | 336 |
| 361 | 536 | 536 | 564 | 533 | 333 |
| 360 | 532 | 532 | 552 | 527 | 329 |
| 359 | 531 | 531 | 546 | 523 | 327 |
| 358 | 530 | 530 | 543 | 517 | 327 |
| 357 | 527 | 527 | 542 | 510 | 322 |
| 356 | 525 | 525 | 541 | 500 | 302 |
| 350 | 447 | 447 | 535 | 459 | 262 |
| 340 | 395 | 395 | 524 | 393 | 216 |
| 330 | 352 | 352 | 509 | 342 | 200 |
| 320 | 304 | 304 | 466 | 308 | 181 |
| 300 | 268 | 261 | 422 | 264 | 159 |
| 270 | 191 | 183 | 346 | 211 | 134 |
| 240 | 167 | 152 | 257 | 177 | 117 |
| 210 | 141 | 125 | 216 | 152 | 104 |
| 183 | 125 | 114 | 196 | 134 | 91 |
| 150 | 111 | 101 | 168 | 119 | 82 |
| 130 | 104 | 98 | 146 | 110 | 80 |
| 120 | 101 | 96 | 136 | 106 | 78 |
| 110 | 99 | 93 | 133 | 103 | 76 |
| 100 | 96 | 90 | 129 | 100 | 74 |
| 90 | 94 | 87 | 126 | 96 | 70 |
| 80 | 90 | 85 | 122 | 93 | 69 |
| 70 | 88 | 84 | 119 | 89 | 67 |
| 60 | 86 | 83 | 115 | 86 | 65 |
| 50 | 84 | 82 | 112 | 83 | 63 |
| 40 | 83 | 79 | 107 | 79 | 61 |
| 30 | 80 | 79 | 103 | 76 | 60 |
| 25 | 79 | 78 | 101 | 74 | 59 |
| 20 | 78 | 78 | 98 | 71 | 58 |
| 15 | 77 | 77 | 96 | 68 | 56 |
| 10 | 77 | 77 | 91 | 64 | 55 |
| 9 | 77 | 77 | 91 | 63 | 55 |
| 8 | 76 | 76 | 91 | 63 | 55 |
| 7 | 76 | 76 | 91 | 62 | 54 |
| 6 | 75 | 75 | 90 | 61 | 54 |
| 5 | 74 | 74 | 90 | 60 | 54 |
| 4 | 74 | 74 | 90 | 60 | 54 |
| 3 | 74 | 74 | 89 | 59 | 53 |
| 2 | 73 | 73 | 88 | 57 | 53 |
| 1 | 72 | 72 | 87 | 55 | 53 |
| 0 | 71 | 71 | 84 | 51 | 51 |

(*) Abflußjahr: 1.11. des Vorjahres bis 31.10.

Extremwerte ab 1941

eisfrei

BfG Koblenz

$A_{Eo}$ : 6443 km²
PNP :NN + 20.99 m
Lage: 6.2 km oberhalb der Mündung rechts

W
cm

Pegel : Schwarmstedt Nr. 48800301
Gewässer : Leine
Gebiet : Leine

## Tageswerte

| Tag | 1999 Nov | 1999 Dez | 2000 Jan | Feb | Mrz | Apr | Mai | Jun | Jul | Aug | Sep | Okt | Nov | Dez |
|---|---|---|---|---|---|---|---|---|---|---|---|---|---|---|
| 1. | 105 | 118 | 212 | 385 | 354 | 336 | 207 | 144 | 116 | 115 | 101 | 97 | 100 | 104 |
| 2. | 107 | 120 | 202 | 384 | 358 | 324 | 203 | 139 | 114 | 118 | 101 | 95 | 101 | 101 |
| 3. | 105 | 128 | 197 | 378 | 367 | 313 | 193 | 136 | 113 | 126 | 110 | 95 | 104 | 101 |
| 4. | 108 | 146 | 195 | 373 | 394 | 302 | 187 | 134 | 132 | 121 | 125 | 95 | 104 | 99 |
| 5. | 110 | 138 | 216 | 350 | 410 | 295 | 182 | 137 | 141 | 114 | 118 | 98 | 101 | 97 |
| 6. | 102 | 133 | 233 | 321 | 404 | 284 | 177 | 149 | 167 | 110 | 114 | 97 | 103 | 97 |
| 7. | 101 | 131 | 237 | 303 | 383 | 269 | 172 | 172 | 198 | 107 | 117 | 95 | 101 | 97 |
| 8. | 102 | 155 | 227 | 293 | 364 | 259 | 170 | 161 | 161 | 105 | 128 | 96 | 106 | 97 |
| 9. | 104 | 195 | 217 | 295 | 375 | 251 | 172 | 155 | 145 | 107 | 133 | 97 | 105 | 98 |
| 10. | 104 | 186 | 206 | 296 | 430 | 247 | 172 | 146 | 137 | 107 | 124 | 100 | 101 | 97 |
| 11. | 102 | 170 | 197 | 284 | 460 | 242 | 169 | 140 | 136 | 107 | 118 | 103 | 100 | 98 |
| 12. | 104 | 168 | 189 | 273 | 481 | 239 | 163 | 139 | 140 | 106 | 114 | 102 | 94 | 108 |
| 13. | 109 | 211 | 183 | 271 | 495 | 238 | 159 | 140 | 133 | 106 | 111 | 99 | 95 | 119 |
| 14. | 107 | 256 | 178 | 299 | 496 | 233 | 156 | 133 | 130 | 102 | 107 | 98 | 96 | 134 |
| 15. | 104 | 270 | 174 | 326 | 501 | 229 | 153 | 130 | 133 | 101 | 106 | 95 | 98 | 133 |
| 16. | 105 | 245 | 169 | 311 | 508 | 224 | 151 | 132 | 139 | 101 | 104 | 94 | 102 | 136 |
| 17. | 104 | 218 | 167 | 302 | 509 | 219 | 150 | 131 | 133 | 107 | 116 | 93 | 99 | 145 |
| 18. | 102 | 213 | 168 | 290 | 509 | 213 | 149 | 126 | 127 | 127 | 112 | 92 | 101 | 143 |
| 19. | 104 | 195 | 182 | 284 | 509 | 210 | 151 | 124 | 123 | 113 | 107 | 92 | 102 | 134 |
| 20. | 108 | 187 | 186 | 290 | 509 | 214 | 154 | 122 | 121 | 144 | 103 | 95 | 101 | 127 |
| 21. | 111 | 174 | 185 | 311 | 510 | 213 | 157 | 121 | 119 | 157 | 103 | 94 | 97 | 121 |
| 22. | 107 | 166 | 198 | 311 | 507 | 205 | 170 | 127 | 117 | 139 | 100 | 95 | 99 | 116 |
| 23. | 105 | 159 | 226 | 299 | 496 | 199 | 162 | 137 | 122 | 132 | 101 | 92 | 99 | 114 |
| 24. | 108 | 158 | 225 | 285 | 482 | 200 | 157 | 125 | 122 | 121 | 101 | 93 | 102 | 110 |
| 25. | 115 | 157 | 208 | 294 | 462 | 213 | 157 | 123 | 118 | 115 | 99 | 93 | 102 | 110 |
| 26. | 119 | 173 | 195 | 346 | 440 | 203 | 152 | 127 | 122 | 111 | 105 | 93 | 98 | 110 |
| 27. | 121 | 211 | 185 | 378 | 420 | 195 | 157 | 123 | 125 | 108 | 108 | 97 | 97 | 109 |
| 28. | 122 | 272 | 182 | 377 | 393 | 191 | 149 | 120 | 121 | 108 | 118 | 106 | 97 | 109 |
| 29. | 120 | 276 | 181 | 366 | 373 | 187 | 144 | 119 | 127 | 107 | 107 | 112 | 105 | 113 |
| 30. | 119 | 245 | 248 | | 363 | 188 | 143 | 116 | 123 | 105 | 101 | 107 | 105 | 116 |
| 31. | | 224 | 347 | | 350 | | 145 | | 119 | 103 | | 103 | | 111 |

## Hauptwerte

| | 1999 Nov | 1999 Dez | 2000 Jan | Feb | Mrz | Apr | Mai | Jun | Jul | Aug | Sep | Okt | Nov | Dez |
|---|---|---|---|---|---|---|---|---|---|---|---|---|---|---|
| Tag | 7. | 1. | 17. | 13. | 31. | 29. | 30. | 30. | 3. | 15.+ | 25. | 18.+ | 12. | 5.+ |
| NW | 101 | 118 | 167 | 271 | 350 | 187 | 143 | 116 | 113 | 101 | 99 | 92 | 94 | 97 |
| MW | 108 | 187 | 204 | 320 | 439 | 238 | 164 | 134 | 131 | 114 | 110 | 97 | 100 | 113 |
| HW | 122 | 284 | 374 | 388 | 511 | 342 | 210 | 174 | 205 | 164 | 135 | 116 | 108 | 148 |
| Tag | 27.+ | 29. | 31. | 1.+ | 21.+ | 1. | 1. | 7. | 7. | 21. | 9. | 28.+ | 3.+ | 17. |

| | 1990/1999 | | 1991/2000 | | | | | | | 10 Jahre | | | | |
|---|---|---|---|---|---|---|---|---|---|---|---|---|---|---|
| Jahr | 1991 | 1991 | 1996 | 1996 | 1996 | 1996 | 1996 | 1996 | 1996 | 1996 | 1996 | 1991 | 1991 | 2000 |
| NW | 86 | 101 | 76 | 142 | 129 | 125 | 112 | 95 | 83 | 79 | 78 | 85 | 86 | 97 |
| MNW | 137 | 157 | 202 | 224 | 220 | 204 | 149 | 126 | 109 | 102 | 103 | 109 | 136 | 148 |
| MW | 194 | 232 | 280 | 287 | 308 | 252 | 181 | 152 | 132 | 120 | 124 | 139 | 185 | 221 |
| MHW | 294 | 360 | 390 | 389 | 426 | 326 | 246 | 223 | 191 | 176 | 181 | 221 | 266 | 337 |
| HW | 577 | 485 | 555 | 526 | 546 | 527 | 369 | 325 | 274 | 298 | 317 | 511 | 577 | 485 |
| Jahr | 1998 | 1993 | 1994 | 1994 | 1994 | 1994 | 1994 | 1995 | 1997 | 1993 | 1998 | 1998 | 1998 | 1993 |

| | Abflußjahr (*) 2000 Jahr | Datum | Winter | Sommer | Kalenderjahr 2000 Jahr | Datum |
|---|---|---|---|---|---|---|
| NW cm | 92 | am 18.10.2000 | 101 | 92 | 92 | am 18.10.2000 |
| MW cm | 187 | | 249 | 125 | 180 | |
| HW cm | 511 | am 21.03.2000 | 511 | 210 | 511 | am 21.03.2000 |

| | 1991/2000 (*) 10 Jahre | | | | 1991/2000 | |
|---|---|---|---|---|---|---|
| NW cm | 76 | am 25.01.1996 | 76 | 78 | 76 | am 25.01.1996 |
| MNW cm | 95 | | 124 | 95 | 95 | |
| MW cm | 200 | | 259 | 141 | 198 | |
| MHW cm | 490 | | 485 | 304 | 494 | |
| HW cm | 577 | am 04.11.1998 | 577 | 511 | 577 | am 04.11.1998 |

## Extremwerte

| | Niedrigwasser cm | Datum | Hochwasser cm | Datum |
|---|---|---|---|---|
| 1 | 76 | 25.01.1996 | 590 | 14.03.1981 |
| 2 | 81 | 23.09.1991 | 589 | 03.01.1987 |
| 3 | 86 | 24.08.1989 | 577 | 04.11.1998 |
| 4 | 86 | 05.10.1959 | 573 | 25.02.1970 |
| 5 | 87 | 28.09.1992 | 566 | 18.01.1968 |
| 6 | 87 | 08.08.1990 | 566 | 20.07.1956 |
| 7 | 89 | 07.10.1997 | 561 | 06.03.1956 |
| 8 | 92 | 18.10.2000 | 555 | 04.01.1994 |
| 9 | 92 | 08.11.1976 | 554 | 29.03.1988 |
| 10 | 93 | 19.08.1998 | 546 | 23.03.1994 |

## Dauertabelle

| Unterschreitungsdauer in Tagen | Unterschrittene Wasserstände cm: Abflußjahr (*) 2000 | Kalenderjahr 2000 | 1991/2000 10 Kalenderjahre: Obere Hüllwerte | Mittlere Werte | Untere Hüllwerte |
|---|---|---|---|---|---|
| (365) | | | | | |
| 364 | 510 | 510 | 574 | 541 | 390 |
| 363 | 510 | 510 | 573 | 528 | 362 |
| 362 | 510 | 510 | 561 | 518 | 339 |
| 361 | 509 | 509 | 548 | 514 | 335 |
| 360 | 508 | 508 | 545 | 509 | 327 |
| 359 | 507 | 507 | 541 | 502 | 313 |
| 358 | 501 | 501 | 541 | 495 | 311 |
| 357 | 501 | 501 | 541 | 486 | 310 |
| 356 | 496 | 496 | 538 | 476 | 305 |
| 350 | 440 | 440 | 532 | 453 | 271 |
| 340 | 383 | 383 | 511 | 399 | 240 |
| 330 | 358 | 358 | 491 | 356 | 223 |
| 320 | 313 | 313 | 470 | 328 | 207 |
| 300 | 276 | 273 | 429 | 287 | 189 |
| 270 | 214 | 205 | 360 | 242 | 171 |
| 240 | 188 | 174 | 283 | 208 | 153 |
| 210 | 166 | 150 | 246 | 182 | 135 |
| 183 | 146 | 134 | 231 | 164 | 122 |
| 150 | 131 | 123 | 198 | 145 | 113 |
| 130 | 123 | 117 | 176 | 136 | 109 |
| 120 | 121 | 115 | 166 | 132 | 107 |
| 110 | 119 | 111 | 161 | 128 | 105 |
| 100 | 116 | 108 | 157 | 125 | 104 |
| 90 | 112 | 107 | 155 | 121 | 101 |
| 80 | 109 | 106 | 152 | 117 | 98 |
| 70 | 108 | 104 | 147 | 114 | 94 |
| 60 | 106 | 102 | 143 | 110 | 91 |
| 50 | 105 | 102 | 140 | 107 | 88 |
| 40 | 103 | 100 | 137 | 103 | 87 |
| 30 | 102 | 98 | 133 | 100 | 84 |
| 25 | 100 | 98 | 131 | 98 | 83 |
| 20 | 98 | 97 | 127 | 96 | 82 |
| 15 | 96 | 96 | 123 | 93 | 82 |
| 10 | 96 | 95 | 122 | 90 | 81 |
| 9 | 95 | 95 | 122 | 89 | 80 |
| 8 | 95 | 95 | 122 | 88 | 80 |
| 7 | 94 | 94 | 122 | 87 | 80 |
| 6 | 94 | 94 | 122 | 87 | 80 |
| 5 | 94 | 94 | 122 | 85 | 80 |
| 4 | 94 | 94 | 122 | 84 | 80 |
| 3 | 93 | 93 | 121 | 83 | 79 |
| 2 | 93 | 93 | 121 | 82 | 79 |
| 1 | 93 | 93 | 121 | 81 | 78 |
| 0 | 92 | 92 | 120 | 76 | 76 |

(*) Abflußjahr: 1.11. des Vorjahres bis 31.10.

Extremwerte ab 1953
eisfrei

$A_{Eo}$ : 908 $km^2$

PNP : NN + 9.60 m

Lage: 44.0 km oberhalb der Mündung links

W

cm

Pegel : Hellwege-Schleuse Nr. 4945108

Gewässer : Wümme

Gebiet : Lesum

## Tageswerte

| Tag | 1999 Nov | 1999 Dez | 2000 Jan | Feb | Mrz | Apr | Mai | Jun | Jul | Aug | Sep | Okt | Nov | Dez |
|---|---|---|---|---|---|---|---|---|---|---|---|---|---|---|
| 1. | 61 | 71 | 142 | 220 | 166 | 153 | 84 | 62 | 52 | 94 | 52 | 70 | 75 | 85 |
| 2. | 61 | 80 | 135 | 211 | 161 | 149 | 85 | 60 | 51 | 105 | 54 | 69 | 77 | 84 |
| 3. | 61 | 97 | 131 | 198 | 184 | 145 | 83 | 57 | 49 | 127 | 61 | 71 | 79 | 88 |
| 4. | 61 | 125 | 146 | 179 | 227 | 138 | 78 | 56 | 48 | 105 | 62 | 68 | 78 | 85 |
| 5. | 60 | 119 | 167 | 169 | 238 | 134 | 75 | 55 | 48 | 93 | 57 | 67 | 76 | 83 |
| 6. | 60 | 114 | 157 | 168 | 242 | 125 | 72 | 71 | 46 | 85 | 57 | 68 | 75 | 81 |
| 7. | 61 | 141 | 148 | 159 | 239 | 120 | 70 | 78 | 45 | 78 | 65 | 70 | 78 | 80 |
| 8. | 65 | 161 | 141 | 160 | 242 | 117 | 68 | 70 | 46 | 73 | 66 | 69 | 80 | 80 |
| 9. | 63 | 150 | 134 | 182 | 253 | 116 | 65 | 64 | 46 | 72 | 70 | 70 | 78 | 82 |
| 10. | 62 | 134 | 126 | 188 | 269 | 111 | 63 | 59 | 49 | 70 | 77 | 76 | 76 | 80 |
| 11. | 63 | 123 | 121 | 180 | 271 | 108 | 62 | 54 | 50 | 72 | 74 | 79 | 74 | 82 |
| 12. | 58 | 160 | 117 | 172 | 267 | 108 | 59 | 51 | 48 | 71 | 67 | 81 | 74 | 101 |
| 13. | 60 | 206 | 114 | 167 | 264 | 110 | 54 | 49 | 49 | 66 | 65 | 79 | 75 | 129 |
| 14. | 62 | 217 | 111 | 168 | 258 | 117 | 52 | 48 | 53 | 62 | 63 | 77 | 78 | 124 |
| 15. | 65 | 222 | 107 | 161 | 256 | 117 | 52 | 52 | 60 | 60 | 60 | 72 | 76 | 117 |
| 16. | 60 | 213 | 106 | 167 | 257 | 117 | 51 | 53 | 56 | 62 | 63 | 73 | 74 | 130 |
| 17. | 59 | 187 | 111 | 188 | 257 | 110 | 51 | 51 | 52 | 63 | 70 | 70 | 74 | 144 |
| 18. | 64 | 178 | 113 | 176 | 250 | 105 | 53 | 48 | 50 | 69 | 71 | 66 | 73 | 136 |
| 19. | 68 | 165 | 110 | 179 | 242 | 107 | 55 | 46 | 50 | 65 | 73 | 67 | 75 | 121 |
| 20. | 69 | 149 | 106 | 194 | 233 | 115 | 65 | 43 | 51 | 63 | 68 | 68 | 75 | 111 |
| 21. | 74 | 137 | 119 | 197 | 216 | 109 | 64 | 41 | 51 | 70 | 64 | 68 | 71 | 105 |
| 22. | 71 | 127 | 132 | 185 | 196 | 102 | 63 | 39 | 50 | 82 | 60 | 66 | 71 | 99 |
| 23. | 72 | 127 | 154 | 174 | 181 | 98 | 60 | 40 | 49 | 78 | 58 | 65 | 72 | 92 |
| 24. | 71 | 150 | 140 | 165 | 169 | 105 | 58 | 58 | 52 | 71 | 56 | 66 | 74 | 90 |
| 25. | 70 | 160 | 122 | 170 | 165 | 115 | 67 | 67 | 56 | 66 | 55 | 69 | 75 | 87 |
| 26. | 71 | 180 | 113 | 168 | 187 | 107 | 76 | 63 | 75 | 61 | 65 | 71 | 73 | 86 |
| 27. | 71 | 207 | 119 | 155 | 213 | 99 | 69 | 59 | 68 | 57 | 80 | 73 | 73 | 87 |
| 28. | 70 | 206 | 130 | 147 | 202 | 94 | 64 | 56 | 112 | 54 | 83 | 77 | 73 | 88 |
| 29. | 70 | 186 | 150 | 160 | 184 | 89 | 63 | 55 | 182 | 52 | 80 | 79 | 86 | 89 |
| 30. | 69 | 165 | 202 | | 171 | 85 | 69 | 54 | 136 | 53 | 75 | 77 | 89 | 88 |
| 31. | | 152 | 212 | | 161 | | 68 | | 109 | 52 | | 77 | | 88 |

## Hauptwerte

| | 1990/1999 | | 1991/2000 | | | | | | | | | | | |
|---|---|---|---|---|---|---|---|---|---|---|---|---|---|---|
| Tag | 12. | 1. | 16.+ | 28. | 2.+ | 30. | 16.+ | 22. | 7. | 29.+ | 1. | 23. | 21.+ | 7.+ |
| NW | 58 | 71 | 106 | 147 | 161 | 85 | 51 | 39 | 45 | 52 | 52 | 65 | 71 | 80 |
| MW | 65 | 155 | 133 | 176 | 220 | 114 | 65 | 55 | 63 | 73 | 66 | 72 | 76 | 97 |
| HW | 81 | 223 | 221 | 222 | 272 | 158 | 86 | 81 | 189 | 130 | 85 | 81 | 92 | 146 |
| Tag | 15. | 15. | 31. | 1. | 10. | 1. | 2. | 7. | 29. | 3. | 28. | 12. | 29. | 17. |

| | 1990/1999 | | 1991/2000 | | | | | | 10 Jahre | | | | | |
|---|---|---|---|---|---|---|---|---|---|---|---|---|---|---|
| Jahr | 1990+ | 1997 | 1996 | 1996 | 1991 | 1997 | 2000 | 1996 | 1996 | 1995+ | 1996 | 1997 | 1997 | 1997 |
| NW | 55 | 66 | 64 | 56 | 80 | 59 | 51 | 33 | 31 | 25 | 35 | 42 | 55 | 66 |
| MNW | 79 | 87 | 108 | 110 | 112 | 88 | 64 | 52 | 43 | 43 | 52 | 64 | 81 | 86 |
| MW | 117 | 141 | 153 | 153 | 155 | 121 | 88 | 72 | 65 | 60 | 71 | 85 | 113 | 139 |
| MHW | 176 | 210 | 218 | 219 | 218 | 174 | 140 | 114 | 127 | 101 | 115 | 137 | 164 | 207 |
| HW | 278 | 276 | 282 | 274 | 275 | 276 | 218 | 188 | 232 | 230 | 196 | 279 | 278 | 276 |
| Jahr | 1998 | 1993 | 1994 | 1999 | 1994+ | 1994 | 1992 | 1991 | 1993 | 1993 | 1993 | 1998 | 1998 | 1993 |

| | | Abflußjahr (*) 2000 Jahr | Datum | Winter | Sommer | Kalenderjahr 2000 Jahr | Datum |
|---|---|---|---|---|---|---|---|
| NW | cm | 39 | am 22.06.2000 | 58 | 39 | 39 | am 22.06.2000 |
| MW | cm | 105 | | 144 | 66 | 101 | |
| HW | cm | 272 | am 10.03.2000 | 272 | 189 | 272 | am 10.03.2000 |

| | | 1991/2000 (*) 10 Jahre Jahr | Datum | Winter | Sommer | 1991/2000 Jahr | Datum |
|---|---|---|---|---|---|---|---|
| NW | cm | 25 | am 23.08.1995 | 55 | 25 | 25 | am 23.08.1995 |
| MNW | cm | 37 | | 70 | 37 | 37 | |
| MW | cm | 106 | | 140 | 74 | 106 | |
| MHW | cm | 256 | | 254 | 188 | 258 | |
| HW | cm | 282 | am 29.01.1994 | 282 | 279 | 282 | am 29.01.1994 |

## Extremwerte

| | Niedrigwasser cm | Niedrigwasser Datum | Hochwasser cm | Hochwasser Datum |
|---|---|---|---|---|
| 1 | -2 | 29.07.1990 | 296 | 09.01.1967 |
| 2 | 1 | 08.07.1989 | 282 | 29.01.1994 |
| 3 | 5 | 31.08.1983 | 279 | 31.10.1998 |
| 4 | 6 | 12.08.1986 | 276 | 06.04.1994 |
| 5 | 17 | 01.08.1982 | 276 | 15.12.1993 |
| 6 | 17 | 12.07.1976 | 275 | 04.03.1999 |
| 7 | 18 | 11.09.1988 | 275 | 21.03.1994 |
| 8 | 18 | 30.08.1984 | 274 | 22.02.1999 |
| 9 | 24 | 10.08.1975 | 272 | 22.06.2000 |
| 10 | 24 | 09.07.1973 | 272 | 10.03.2000 |

## Dauertabelle

| Unterschreitungsdauer in Tagen | Unterschrittene Wasserstände cm: Abfluß-jahr (*) 2000 | Kalender jahr 2000 | 1991/2000 10 Kalenderjahre Obere Hüllwerte | Mittlere Werte | Untere Hüllwerte |
|---|---|---|---|---|---|
| (365) | 271 | 271 | | | |
| 364 | 269 | 269 | 281 | 271 | 214 |
| 363 | 267 | 267 | 277 | 267 | 197 |
| 362 | 264 | 264 | 275 | 264 | 187 |
| 361 | 258 | 258 | 273 | 259 | 182 |
| 360 | 258 | 258 | 273 | 257 | 180 |
| 359 | 258 | 258 | 270 | 255 | 173 |
| 358 | 256 | 256 | 269 | 253 | 171 |
| 357 | 253 | 253 | 269 | 249 | 171 |
| 356 | 250 | 250 | 269 | 247 | 171 |
| 350 | 233 | 233 | 261 | 235 | 138 |
| 340 | 207 | 197 | 248 | 213 | 119 |
| 330 | 194 | 184 | 240 | 194 | 115 |
| 320 | 181 | 170 | 228 | 180 | 109 |
| 300 | 166 | 153 | 200 | 158 | 102 |
| 270 | 138 | 120 | 170 | 131 | 92 |
| 240 | 116 | 107 | 139 | 115 | 82 |
| 210 | 97 | 86 | 127 | 103 | 75 |
| 183 | 77 | 79 | 115 | 93 | 68 |
| 150 | 71 | 74 | 106 | 81 | 62 |
| 130 | 69 | 71 | 101 | 75 | 58 |
| 120 | 67 | 70 | 98 | 72 | 57 |
| 110 | 66 | 69 | 96 | 71 | 54 |
| 100 | 64 | 67 | 95 | 68 | 51 |
| 90 | 63 | 65 | 92 | 66 | 48 |
| 80 | 62 | 64 | 89 | 63 | 45 |
| 70 | 61 | 61 | 83 | 61 | 42 |
| 60 | 58 | 58 | 73 | 57 | 40 |
| 50 | 56 | 56 | 70 | 55 | 39 |
| 40 | 54 | 54 | 69 | 52 | 37 |
| 30 | 53 | 53 | 67 | 48 | 34 |
| 25 | 52 | 52 | 66 | 47 | 32 |
| 20 | 51 | 51 | 64 | 44 | 31 |
| 15 | 50 | 50 | 63 | 42 | 30 |
| 10 | 49 | 49 | 56 | 39 | 29 |
| 9 | 49 | 49 | 54 | 38 | 29 |
| 8 | 48 | 48 | 54 | 37 | 29 |
| 7 | 48 | 48 | 53 | 36 | 29 |
| 6 | 48 | 48 | 53 | 35 | 29 |
| 5 | 48 | 48 | 51 | 33 | 29 |
| 4 | 45 | 45 | 51 | 33 | 29 |
| 3 | 43 | 43 | 51 | 32 | 29 |
| 2 | 41 | 41 | 49 | 30 | 27 |
| 1 | 40 | 40 | 48 | 29 | 26 |
| 0 | 39 | 39 | 47 | 25 | 25 |

(*) Abflußjahr: 1.11. des Vorjahres bis 31.10.

Repräsentativ für die Hydrologische Landschaft Wümmegeest

$A_{Eo}$ : 772 $km^2$

PNP : NN + 29.95 m

Lage: 104.6 km oberhalb der Mündung links

W

cm

Pegel : Hoopen OP Nr. 4963101

Gewässer : Hunte

Gebiet : Hunte

## Tageswerte

| Tag | 1999 Nov | 1999 Dez | 2000 Jan | Feb | Mrz | Apr | Mai | Jun | Jul | Aug | Sep | Okt | Nov | Dez |
|---|---|---|---|---|---|---|---|---|---|---|---|---|---|---|
| 1. | 334 | 339 | 362 | 369 | 366 | 364 | 346 | 338 | 337 | 344 | 340 | 340 | 345 | 344 |
| 2. | 334 | 341 | 361 | 369 | 366 | 362 | 346 | 337 | 337 | 347 | 340 | 340 | 345 | 344 |
| 3. | 335 | 346 | 361 | 369 | 371 | 360 | 347 | 338 | 337 | 348 | 339 | 340 | 345 | 344 |
| 4. | 336 | 349 | 361 | 368 | 379 | 359 | 347 | 337 | 337 | 348 | 338 | 339 | 345 | 344 |
| 5. | 335 | 348 | 362 | 367 | 378 | 355 | 346 | 337 | 338 | 347 | 337 | 338 | 344 | 344 |
| 6. | 335 | 350 | 362 | 366 | 374 | 350 | 345 | 341 | 338 | 346 | 337 | 338 | 343 | 344 |
| 7. | 335 | 351 | 362 | 366 | 372 | 350 | 344 | 343 | 339 | 345 | 339 | 338 | 343 | 344 |
| 8. | 335 | 353 | 361 | 367 | 371 | 349 | 342 | 343 | 339 | 343 | 340 | 338 | 343 | 344 |
| 9. | 336 | 353 | 360 | 368 | 376 | 347 | 341 | 342 | 338 | 342 | 340 | 339 | 343 | 345 |
| 10. | 336 | 352 | 360 | 368 | 386 | 347 | 341 | 341 | 338 | 342 | 340 | 338 | 343 | 345 |
| 11. | 336 | 352 | 359 | 367 | 387 | 347 | 341 | 340 | 341 | 340 | 340 | 339 | 343 | 346 |
| 12. | 335 | 356 | 358 | 366 | 386 | 347 | 340 | 338 | 343 | 339 | 339 | 339 | 343 | 348 |
| 13. | 335 | 361 | 357 | 366 | 382 | 347 | 340 | 338 | 343 | 337 | 339 | 339 | 344 | 351 |
| 14. | 335 | 364 | 357 | 366 | 380 | 348 | 340 | 338 | 343 | 337 | 338 | 339 | 344 | 349 |
| 15. | 334 | 365 | 355 | 367 | 384 | 349 | 339 | 338 | 343 | 337 | 338 | 339 | 344 | 349 |
| 16. | 334 | 363 | 354 | 367 | 385 | 354 | 339 | 338 | 344 | 337 | 338 | 339 | 344 | 349 |
| 17. | 334 | 362 | 349 | 368 | 381 | 354 | 339 | 338 | 344 | 338 | 339 | 340 | 344 | 349 |
| 18. | 336 | 363 | 348 | 368 | 379 | 351 | 338 | 337 | 344 | 337 | 340 | 341 | 343 | 348 |
| 19. | 336 | 362 | 347 | 368 | 377 | 350 | 337 | 337 | 344 | 337 | 341 | 341 | 343 | 348 |
| 20. | 335 | 360 | 346 | 367 | 375 | 348 | 337 | 337 | 344 | 337 | 340 | 342 | 343 | 346 |
| 21. | 335 | 360 | 344 | 367 | 374 | 348 | 338 | 336 | 342 | 338 | 340 | 342 | 343 | 344 |
| 22. | 335 | 359 | 346 | 366 | 372 | 347 | 342 | 336 | 340 | 338 | 340 | 342 | 343 | 344 |
| 23. | 335 | 360 | 349 | 366 | 369 | 347 | 340 | 336 | 338 | 338 | 340 | 342 | 343 | 344 |
| 24. | 336 | 360 | 349 | 365 | 362 | 347 | 339 | 337 | 337 | 338 | 340 | 341 | 343 | 344 |
| 25. | 336 | 361 | 349 | 368 | 360 | 347 | 338 | 337 | 338 | 338 | 340 | 341 | 343 | 344 |
| 26. | 337 | 362 | 350 | 371 | 364 | 347 | 338 | 337 | 338 | 337 | 340 | 341 | 344 | 344 |
| 27. | 339 | 364 | 352 | 369 | 364 | 347 | 338 | 337 | 339 | 337 | 340 | 341 | 344 | 344 |
| 28. | 338 | 364 | 354 | 368 | 362 | 346 | 338 | 337 | 341 | 337 | 340 | 342 | 344 | 344 |
| 29. | 338 | 363 | 355 | 367 | 362 | 346 | 337 | 337 | 342 | 339 | 340 | 343 | 344 | 345 |
| 30. | 337 | 362 | 361 | | 366 | 346 | 337 | 337 | 343 | 340 | 340 | 345 | 344 | 345 |
| 31. | | 362 | 367 | | 365 | | 337 | | 343 | 340 | | 345 | | 345 |

## Hauptwerte

| Tag | 1.+ | 1. | 21. | 24. | 25. | 28.+ | 19.+ | 21.+ | 1.+ | 13.+ | 5.+ | 5.+ | 6.+ | 1.+ |
|---|---|---|---|---|---|---|---|---|---|---|---|---|---|---|
| NW | 334 | 339 | 344 | 365 | 360 | 346 | 337 | 336 | 337 | 337 | 337 | 338 | 343 | 344 |
| MW | 336 | 357 | 355 | 367 | 373 | 350 | 341 | 338 | 340 | 340 | 339 | 340 | 344 | 346 |
| HW | 339 | 366 | 369 | 371 | 387 | 364 | 347 | 343 | 345 | 348 | 343 | 346 | 346 | 358 |
| Tag | 26.+ | 15. | 31. | 25. | 10. | 1. | 2. | 7. | 14. | 3. | 13. | 30. | 1. | 13. |

| | 1990/1999 | | 1991/2000 | | | | | | 10 Jahre | | | | | |
|---|---|---|---|---|---|---|---|---|---|---|---|---|---|---|
| Jahr | 1995 | 1995 | 1996 | 1996 | 1991+ | 1991 | 1991 | 1991+ | 1996 | 1996 | 1999 | 1991 | 1995 | 1995 |
| NW | 326 | 335 | 333 | 333 | 340 | 335 | 333 | 332 | 329 | 329 | 324 | 330 | 326 | 335 |
| MNW | 345 | 350 | 355 | 355 | 348 | 342 | 338 | 335 | 333 | 333 | 333 | 339 | 346 | 349 |
| MW | 356 | 360 | 364 | 363 | 361 | 352 | 343 | 339 | 337 | 336 | 338 | 346 | 355 | 359 |
| MHW | 365 | 375 | 376 | 375 | 379 | 365 | 351 | 346 | 344 | 340 | 348 | 359 | 362 | 373 |
| HW | 411 | 409 | 410 | 401 | 409 | 402 | 366 | 360 | 356 | 354 | 375 | 413 | 411 | 409 |
| Jahr | 1998 | 1993 | 1994 | 1994 | 1994 | 1994 | 1998 | 1998 | 1998 | 1993 | 1993 | 1998 | 1998 | 1993 |

| | Abflußjahr (*) 2000 Jahr | Datum | Winter | Sommer | Kalenderjahr 2000 Jahr | Datum |
|---|---|---|---|---|---|---|
| NW cm | 334 | am 01.11.1999 | 334 | 336 | 336 | am 21.06.2000 |
| MW cm | 348 | | 357 | 340 | 348 | |
| HW cm | 387 | am 10.03.2000 | 387 | 348 | 387 | am 10.03.2000 |

| | 1991/2000 (*) 10 Jahre | | | | 1991/2000 | |
|---|---|---|---|---|---|---|
| NW cm | 324 | am 23.09.1999 | 326 | 324 | 324 | am 23.09.1999 |
| MNW cm | 330 | | 338 | 331 | 330 | |
| MW cm | 349 | | 360 | 340 | 349 | |
| MHW cm | 391 | | 388 | 363 | 392 | |
| HW cm | 413 | am 28.10.1998 | 411 | 413 | 413 | am 28.10.1998 |

## Extremwerte

| | Niedrigwasser cm | Datum | Hochwasser cm | Datum |
|---|---|---|---|---|
| 1 | 299 | 05.10.1988 | 473 | 19.01.1987 |
| 2 | 324 | 23.09.1999 | 415 | 12.03.1981 |
| 3 | 326 | 22.11.1995 | 415 | 15.01.1968 |
| 4 | 328 | 19.09.1991 | 413 | 28.10.1998 |
| 5 | 328 | 21.08.1976 | 413 | 06.01.1987 |
| 6 | 328 | 05.09.1973 | 410 | 28.01.1994 |
| 7 | 329 | 30.07.1996 | 409 | 10.11.1998 |
| 8 | 329 | 08.09.1983 | 409 | 19.03.1994 |
| 9 | 329 | 17.09.1971 | 409 | 31.12.1993 |
| 10 | 330 | 03.07.1970 | 406 | 23.02.1970 |

## Dauertabelle

| Unterschreitungsdauer in Tagen | Unterschrittene Wasserstände cm: Abflußjahr (*) 2000 | Kalenderjahr 2000 | 1991/2000 10 Kalenderjahre: Obere Hüllwerte | Mittlere Werte | Untere Hüllwerte |
|---|---|---|---|---|---|
| (365) | 387 | 387 | | | |
| 364 | 387 | 387 | 411 | 407 | 365 |
| 363 | 387 | 387 | 411 | 404 | 365 |
| 362 | 385 | 385 | 411 | 401 | 364 |
| 361 | 384 | 384 | 409 | 398 | 364 |
| 360 | 382 | 382 | 409 | 395 | 364 |
| 359 | 381 | 381 | 408 | 393 | 363 |
| 358 | 380 | 380 | 408 | 392 | 363 |
| 357 | 380 | 380 | 408 | 390 | 363 |
| 356 | 380 | 380 | 407 | 389 | 362 |
| 350 | 375 | 375 | 402 | 384 | 361 |
| 340 | 371 | 371 | 395 | 378 | 360 |
| 330 | 368 | 368 | 390 | 373 | 358 |
| 320 | 367 | 367 | 387 | 370 | 357 |
| 300 | 363 | 364 | 382 | 365 | 354 |
| 270 | 360 | 350 | 370 | 359 | 343 |
| 240 | 350 | 348 | 366 | 354 | 339 |
| 210 | 347 | 345 | 362 | 349 | 338 |
| 183 | 343 | 345 | 357 | 345 | 337 |
| 150 | 341 | 343 | 352 | 342 | 336 |
| 130 | 341 | 342 | 350 | 340 | 334 |
| 120 | 340 | 341 | 350 | 339 | 334 |
| 110 | 340 | 341 | 349 | 339 | 333 |
| 100 | 339 | 341 | 347 | 338 | 333 |
| 90 | 339 | 340 | 346 | 338 | 332 |
| 80 | 339 | 340 | 344 | 337 | 331 |
| 70 | 339 | 339 | 343 | 336 | 331 |
| 60 | 338 | 339 | 341 | 336 | 331 |
| 50 | 338 | 339 | 340 | 335 | 331 |
| 40 | 338 | 339 | 340 | 334 | 330 |
| 30 | 338 | 338 | 339 | 334 | 330 |
| 25 | 337 | 338 | 338 | 333 | 330 |
| 20 | 337 | 338 | 338 | 333 | 330 |
| 15 | 336 | 338 | 338 | 332 | 330 |
| 10 | 336 | 338 | 338 | 332 | 330 |
| 9 | 336 | 338 | 338 | 332 | 329 |
| 8 | 336 | 338 | 338 | 331 | 329 |
| 7 | 336 | 338 | 338 | 331 | 329 |
| 6 | 336 | 338 | 338 | 331 | 329 |
| 5 | 336 | 338 | 338 | 331 | 329 |
| 4 | 335 | 338 | 338 | 331 | 329 |
| 3 | 335 | 338 | 338 | 330 | 329 |
| 2 | 335 | 337 | 337 | 330 | 329 |
| 1 | 335 | 337 | 337 | 330 | 329 |
| 0 | 334 | 336 | 336 | 324 | 324 |

(*) Abflußjahr: 1.11. des Vorjahres bis 31.10.

Repräsentativ für die Hydrologische Landschaft Obere Hunte

PNP : NN - 5.00 m

W Tide
cm

Pegel : Bremen, Gr. Weserbrücke Nr.49100509
Gewässer : Weser
Gebiet : Unterweser

| Tag | 1999 November Tnw Zeit | cm | Thw Zeit | cm | Dezember Tnw Zeit | cm | Thw Zeit | cm | 2000 Januar Tnw Zeit | cm | Thw Zeit | cm | Februar Tnw Zeit | cm | Thw Zeit | cm | März Tnw Zeit | cm | Thw Zeit | cm | April Tnw Zeit | cm | Thw Zeit | cm | Mai Tnw Zeit | cm | Thw Zeit | cm | Tag |
|---|---|---|---|---|---|---|---|---|---|---|---|---|---|---|---|---|---|---|---|---|---|---|---|---|---|---|---|---|---|
| 1. | 2.56 | 365 | 7.56 | 773 | 2.57 | 419 | 7.58 | 889 | 5.00 | 359 | 10.18 | 741 | 6.26 | 429 | 11.00 | 725 | 4.27 | 463 | 9.59 | 752 | 7.31 | 360 | - | - | 7.54 | 312 | 0.29 | 747 | 1. |
| | 15.32 | 333 | 21.04 | 685 | 15.39 | 491 | 20.36 | 863 | 17.55 | 370 | 23.05 | 750 | 19.00 | 413 | - | - | 17.41 | 475 | 23.03 | 827 | 20.03 | 362 | 12.46 | 750 | 20.17 | 319 | 13.13 | 734 | |
| 2. | 3.28 | 355 | 8.41 | 774 | 5.02 | 413 | 10.38 | 856 | 6.16 | 365 | 11.25 | 738 | 7.47 | 426 | 0.03 | 766 | 6.48 | 461 | 11.46 | 758 | 8.38 | 348 | 1.06 | 761 | 8.50 | 309 | 1.25 | 757 | 2. |
| | 16.35 | 363 | 22.08 | 769 | 17.18 | 425 | 22.43 | 826 | 18.45 | 366 | - | - | 19.52 | 474 | 12.48 | 807 | 19.29 | 411 | - | - | 21.04 | 348 | 13.44 | 738 | 21.07 | 317 | 14.00 | 737 | |
| 3. | 5.15 | 393 | 10.34 | 762 | 5.11 | 428 | 10.18 | 755 | 7.15 | 365 | 0.15 | 744 | 8.49 | 469 | 0.47 | 856 | 7.27 | 440 | 0.11 | 699 | 9.38 | 338 | 2.00 | 760 | 9.43 | 302 | 2.16 | 760 | 3. |
| | 18.12 | 338 | 23.44 | 696 | 17.05 | 416 | 23.06 | 974 | 20.26 | 346 | 12.36 | 746 | 21.25 | 412 | 13.21 | 826 | 21.26 | 522 | 13.38 | 805 | 21.46 | 342 | 14.36 | 740 | 22.05 | 307 | 14.51 | 752 | |
| 4. | 6.44 | 336 | - | - | 6.08 | 508 | 11.07 | 894 | 8.20 | 409 | 1.40 | 754 | 9.43 | 386 | 2.10 | 758 | 8.54 | 491 | 0.36 | 893 | 10.08 | 339 | 2.40 | 781 | 10.24 | 298 | 3.02 | 766 | 4. |
| | 19.32 | 313 | 12.06 | 731 | 19.28 | 367 | - | - | 21.18 | 359 | 12.58 | 831 | 22.02 | 415 | 14.46 | 782 | 21.30 | 479 | 13.43 | 866 | 22.09 | 356 | 15.01 | 774 | 22.48 | 295 | 15.32 | 751 | |
| 5. | 8.00 | 315 | 0.55 | 702 | 8.01 | 347 | 0.46 | 766 | 9.58 | 387 | 2.38 | 773 | 10.34 | 410 | 2.42 | 824 | 10.22 | 455 | 2.31 | 869 | 10.56 | 363 | 3.19 | 848 | 11.12 | 291 | 3.45 | 763 | 5. |
| | 20.34 | 291 | 13.13 | 703 | 20.51 | 327 | 13.08 | 864 | 21.51 | 377 | 14.14 | 771 | 22.44 | 388 | 15.08 | 776 | 22.31 | 434 | 14.49 | 795 | 23.12 | 348 | 15.56 | 816 | 23.31 | 285 | 16.17 | 752 | |
| 6. | 8.33 | 330 | 1.51 | 663 | 9.06 | 307 | 1.53 | 755 | 10.05 | 341 | 2.22 | 737 | 11.12 | 379 | 3.38 | 790 | 10.40 | 430 | 3.05 | 798 | 11.37 | 332 | 4.12 | 803 | 11.53 | 286 | 4.30 | 758 | 6. |
| | 20.42 | 364 | 14.01 | 759 | 21.12 | 355 | 14.04 | 765 | 22.11 | 367 | 15.10 | 722 | 23.24 | 378 | 15.58 | 778 | 22.58 | 444 | 15.22 | 813 | 23.57 | 325 | 16.33 | 787 | - | - | 16.53 | 748 | |
| 7. | 9.24 | 392 | 2.29 | 802 | 9.41 | 381 | 2.10 | 821 | 10.44 | 375 | 3.07 | 817 | 11.41 | 385 | 4.17 | 798 | 11.30 | 443 | 3.23 | 845 | - | - | 4.53 | 820 | 0.16 | 282 | 5.17 | 750 | 7. |
| | 22.07 | 323 | 14.46 | 796 | 21.55 | 374 | 14.34 | 832 | 22.52 | 349 | 15.17 | 760 | 23.42 | 391 | 16.18 | 781 | 23.53 | 442 | 15.59 | 847 | 12.19 | 331 | 17.11 | 784 | 12.34 | 287 | 17.35 | 750 | |
| 8. | 10.22 | 309 | 3.10 | 750 | 10.18 | 382 | 2.46 | 847 | 11.07 | 366 | 3.50 | 752 | 12.25 | 399 | 4.11 | 858 | 11.51 | 428 | 4.11 | 823 | 0.39 | 315 | 5.25 | 785 | 0.57 | 280 | 6.07 | 741 | 8. |
| | 22.38 | 303 | 15.26 | 763 | 22.37 | 331 | 15.01 | 797 | 23.27 | 381 | 15.58 | 773 | 23.32 | 425 | 16.47 | 768 | 23.58 | 448 | 16.11 | 832 | 12.56 | 315 | 17.45 | 786 | 13.16 | 286 | 18.16 | 749 | |
| 9. | 10.54 | 310 | 3.45 | 760 | 10.49 | 349 | 3.30 | 769 | 11.57 | 385 | 4.10 | 853 | - | - | 4.36 | 939 | - | - | 4.25 | 907 | 1.15 | 315 | 6.04 | 778 | 1.38 | 285 | 6.46 | 736 | 9. |
| | 23.10 | 315 | 16.04 | 760 | 22.56 | 364 | 15.32 | 763 | - | - | 16.43 | 791 | 12.50 | 482 | 16.26 | 962 | 12.30 | 474 | 16.29 | 830 | 13.29 | 314 | 18.23 | 754 | 13.52 | 296 | 18.57 | 755 | |
| 10. | 11.30 | 316 | 4.18 | 751 | 11.10 | 392 | 3.56 | 789 | 0.06 | 364 | 5.06 | 793 | 1.14 | 420 | 5.29 | 833 | 0.50 | 434 | 5.27 | 852 | 1.49 | 307 | 6.57 | 752 | 2.22 | 291 | 7.35 | 733 | 10. |
| | 23.37 | 303 | 16.34 | 726 | 23.51 | 354 | 16.08 | 812 | 12.40 | 340 | 17.34 | 733 | 13.33 | 352 | 18.29 | 738 | 13.27 | 432 | 17.56 | 772 | 14.02 | 320 | 19.08 | 756 | 14.37 | 311 | 19.48 | 756 | |
| 11. | 11.58 | 299 | 4.54 | 726 | 12.13 | 311 | 4.29 | 786 | 0.40 | 327 | 5.39 | 753 | 1.41 | 382 | 6.14 | 884 | 1.33 | 434 | 6.32 | 839 | 2.24 | 310 | 7.40 | 745 | 3.12 | 302 | 8.37 | 722 | 11. |
| | - | - | 17.11 | 720 | 23.52 | 321 | 16.59 | 711 | 13.02 | 338 | 17.48 | 733 | 14.00 | 419 | 18.33 | 827 | 13.49 | 484 | 18.06 | 908 | 14.47 | 322 | 19.52 | 752 | 15.34 | 320 | 20.51 | 737 | |
| 12. | 0.08 | 292 | 5.21 e | 726 | - | - | 5.01 | 815 | 1.11 | 339 | 6.05 | 759 | 2.14 | 374 | 6.55 | 778 | 2.13 | 484 | 6.34 | 822 | 3.16 | 316 | 8.15 | 711 | 4.13 | 297 | 9.25 | 673 | 12. |
| | 12.25 | 299 | 17.38 e | 717 | 12.44 | 353 | 17.28 | 773 | 13.43 | 336 | 18.35 | 712 | 14.39 | 354 | 19.36 | 736 | 14.30 | 469 | 19.13 | 778 | 15.23 | 318 | 20.40 | 741 | 16.31 | 305 | 22.00 | 715 | |
| 13. | 0.35 | 296 | 5.46 | 729 | 0.17 | 383 | 5.21 | 848 | 1.43 | 349 | 6.35 | 755 | 2.39 | 407 | 7.12 | 856 | 2.46 | 471 | 7.30 | 794 | 4.11 | 322 | 9.31 | 690 | 5.28 | 291 | 11.07 | 684 | 13. |
| | 12.53 | 304 | 18.09 | 719 | 13.27 | 376 | 18.05 | 754 | 14.15 | 345 | 18.58 | 706 | 15.25 | 416 | 19.57 | 842 | 15.03 | 477 | 19.47 | 785 | 16.32 | 346 | 21.52 | 724 | 17.51 | 305 | 23.25 | 737 | |
| 14. | 0.53 | 326 | 6.27 | 769 | 1.26 | 355 | 6.20 | 749 | 2.17 | 337 | 7.19 | 737 | 3.31 | 406 | 8.24 | 810 | 3.23 | 480 | 8.16 | 804 | 5.27 | 324 | 10.53 | 740 | 6.54 | 299 | - | - | 14. |
| | 13.34 | 329 | 18.45 | 704 | 13.37 | 375 | 18.29 | 744 | 14.47 | 329 | 19.55 | 704 | 16.15 | 369 | 21.08 | 724 | 15.50 | 485 | 21.02 | 848 | 18.17 | 350 | 23.24 | 771 | 19.26 | 305 | 12.25 | 714 | |
| 15. | 1.29 | 329 | 6.48 | 715 | 1.46 | 380 | 6.46 | 782 | 2.55 | 329 | 8.26 | 740 | 4.31 | 358 | 9.45 | 790 | 4.34 | 510 | 9.22 | 881 | 7.18 | 320 | - | - | 8.01 | 293 | 0.43 | 742 | 15. |
| | 13.52 | 318 | 19.10 | 687 | 14.26 | 391 | 19.27 | 749 | 15.43 | 322 | 21.01 | 693 | 17.05 | 416 | 21.57 | 783 | 17.29 | 498 | 22.36 | 831 | 19.37 | 322 | 12.27 | 739 | 20.30 | 301 | 13.26 | 724 | |
| 16. | 1.56 | 321 | 7.21 | 722 | 2.32 | 389 | 7.55 | 753 | 3.46 | 329 | 9.28 | 743 | 6.03 | 370 | 11.23 | 759 | 6.03 | 500 | 10.53 | 801 | 8.22 | 315 | 0.58 | 750 | 9.02 | 294 | 1.34 | 755 | 16. |
| | 14.35 | 331 | 19.45 | 661 | 15.08 | 375 | 20.22 | 726 | 16.35 | 340 | 22.11 | 742 | 18.42 | 457 | 23.33 | 792 | 18.41 | 479 | 23.47 | 794 | 20.56 | 334 | 13.40 | 758 | 21.23 | 298 | 14.11 | 745 | |
| 17. | 2.19 | 347 | 8.16 | 736 | 3.21 | 385 | 8.32 | 767 | 5.03 | 380 | 10.44 | 827 | 7.22 | 394 | - | - | 7.26 | 484 | - | - | 9.32 | 303 | 1.45 | 769 | 9.43 | 303 | 2.22 | 781 | 17. |
| | 15.25 | 368 | 20.54 | 745 | 15.03 | 433 | 20.35 | 767 | 17.46 | 398 | 23.17 | 826 | 20.16 | 388 | 12.34 | 806 | 20.06 | 474 | 12.20 | 808 | 21.54 | 325 | 14.46 | 758 | 22.03 | 332 | 14.49 | 781 | |
| 18. | 3.29 | 434 | 9.11 | 758 | 2.49 | 499 | 9.09 | 860 | 6.08 | 425 | 11.34 | 883 | 9.05 | 356 | 1.03 | 789 | 8.59 | 461 | 1.01 | 813 | 10.14 | 312 | 2.35 | 769 | 10.24 | 303 | 2.51 | 758 | 18. |
| | 16.46 | 370 | 22.27 | 710 | 17.28 | 406 | 22.36 | 773 | 19.33 | 380 | - | - | 20.59 | 363 | 13.45 | 717 | 21.29 | 462 | 13.48 | 823 | 22.38 | 306 | 15.15 | 749 | 22.39 | 313 | 15.17 | 744 | |
| 19. | 5.29 | 366 | 10.54 | 696 | 6.06 | 383 | 11.11 | 795 | 7.42 | 343 | 0.27 | 776 | 9.58 | 370 | 1.59 | 794 | 9.57 | 446 | 1.55 | 777 | 11.00 | 301 | 3.25 | 768 | 11.02 | 303 | 3.37 | 771 | 19. |
| | 17.51 | 349 | 23.35 | 673 | 18.37 | 391 | - | - | 20.31 | 317 | 13.00 | 763 | 22.11 | 393 | 14.55 | 806 | 22.15 | 445 | 14.54 | 785 | 23.16 | 301 | 15.57 | 763 | 23.21 | 301 | 16.04 | 770 | |
| 20. | 6.36 | 324 | - | - | 6.40 | 399 | 0.03 | 794 | 9.06 | 324 | 1.48 | 764 | 11.01 | 378 | 3.09 | 827 | 10.55 | 442 | 3.02 | 826 | 11.41 | 295 | 4.04 | 775 | 11.36 | 310 | 4.22 | 771 | 20. |
| | 19.16 | 296 | 12.17 | 668 | 19.56 | 347 | 12.21 | 805 | 21.39 | 345 | 14.26 | 810 | 23.23 | 370 | 15.57 | 773 | 23.11 | 445 | 15.34 | 810 | 23.55 | 293 | 16.35 | 756 | 23.58 | 304 | 16.38 | 771 | |
| 21. | 7.57 | 313 | 1.08 | 696 | 8.26 | 317 | 1.04 | 750 | 10.17 | 377 | 2.45 | 863 | 11.54 | 362 | 4.08 | 787 | 11.29 | 437 | 3.42 | 826 | - | - | 4.47 | 754 | - | - | 4.55 | 753 | 21. |
| | 20.31 | 300 | 13.18 | 743 | 20.54 | 311 | 13.30 | 760 | 22.33 | 328 | 15.13 | 790 | - | - | 16.45 | 752 | 23.51 | 437 | 16.19 | 780 | 12.06 | 303 | 17.04 | 798 | 12.10 | 298 | 17.05 | 756 | |
| 22. | 8.55 | 306 | 1.49 | 732 | 9.20 | 306 | 1.52 | 714 | 11.07 | 327 | 3.31 | 791 | 0.09 | 363 | 4.51 | 787 | - | - | 4.31 | 821 | 0.24 | 316 | 5.11 | 771 | 0.24 | 294 | 5.28 | 748 | 22. |
| | 21.27 | 297 | 14.04 | 765 | 22.03 | 280 | 14.20 | 734 | 23.29 | 336 | 16.01 | 791 | 12.32 | 376 | 17.19 | 794 | 12.17 | 439 | 16.59 | 798 | 12.38 | 308 | 17.29 | 759 | 12.35 | 312 | 17.43 | 766 | |
| 23. | 9.48 | 322 | 2.43 | 749 | 10.15 | 277 | 2.54 | 645 | - | - | 4.14 | 827 | 0.53 | 379 | 5.40 | 798 | 0.28 | 438 | 5.05 | 825 | 0.46 | 309 | 5.45 | 768 | 1.00 | 310 | 6.02 | 735 | 23. |
| | 22.16 | 308 | 14.50 | 785 | 22.48 | 327 | 15.38 | 758 | 12.01 | 325 | 16.58 | 766 | 13.18 | 368 | 17.57 | 746 | 12.48 | 432 | 17.30 | 782 | 13.02 | 319 | 17.58 | 778 | 13.03 | 304 | 18.12 | 739 | |
| 24. | 10.43 | 297 | 3.23 | 758 | 11.27 | 286 | 3.24 | 763 | 0.18 | 325 | 5.11 | 792 | 1.32 | 355 | 6.20 | 753 | 1.02 | 423 | 5.39 | 753 | 1.18 | 316 | 6.19 | 761 | 1.25 | 302 | 6.21 | 711 | 24. |
| | 23.04 | 299 | 15.45 | 762 | 23.40 | 290 | 16.24 | 680 | 12.54 | 312 | 17.54 | 756 | 13.29 | 378 | 18.27 | 824 | 13.20 | 405 | 18.10 | 722 | 13.25 | 334 | 18.25 | 763 | 13.19 | 331 | 18.34 | 782 | |
| 25. | 11.26 | 305 | 4.11 | 765 | 11.42 | 353 | 4.32 | 710 | 1.06 | 317 | 5.54 | 778 | 1.59 | 390 | 6.37 | 823 | 1.28 | 401 | 6.14 | 770 | 1.49 | 311 | 6.49 | 727 | 2.04 | 322 | 7.01 | 693 | 25. |
| | 23.51 | 307 | 16.26 | 771 | - | - | 16.44 | 854 | 13.34 | 311 | 18.29 | 750 | 14.06 | 393 | 18.53 | 826 | 13.41 | 408 | 18.19 | 777 | 13.53 | 318 | 18.58 | 732 | 13.56 | 304 | 19.28 | 787 | |
| 26. | - | - | 4.49 | 771 | 0.23 | 383 | 4.17 | 897 | 1.41 | 321 | 6.34 | 786 | 2.33 | 396 | 7.16 | 788 | 1.51 | 408 | 6.33 | 779 | 2.18 | 312 | 7.19 | 698 | 2.45 | 340 | 7.27 | 720 | 26. |
| | 12.22 | 298 | 17.25 | 746 | 12.58 | 349 | 17.49 | 826 | 14.05 | 324 | 19.15 | 760 | 14.39 | 394 | 19.30 | 753 | 13.59 | 413 | 18.51 | 778 | 14.25 | 315 | 19.34 | 712 | 14.34 | 334 | 19.54 | 729 | |
| 27. | 0.38 | 305 | 5.31 | 755 | 1.01 | 381 | 5.44 | 842 | 2.21 | 326 | 7.11 | 776 | 2.51 | 395 | 7.38 | 745 | 2.14 | 408 | 7.07 | 766 | 2.51 | 322 | 7.58 | 686 | 3.29 | 303 | 8.53 | 661 | 27. |
| | 12.53 | 326 | 18.11 | 836 | 13.30 | 363 | 18.27 | 815 | 14.40 | 330 | 19.42 | 744 | 15.21 | 398 | 19.54 | 687 | 14.26 | 414 | 19.18 | 743 | 14.57 | 333 | 20.10 | 691 | 14.47 | 418 | 20.13 | 733 | |
| 28. | 1.26 | 355 | 6.04 | 770 | 2.03 | 370 | 6.50 | 827 | 2.48 | 345 | 7.45 | 788 | 3.11 | 424 | 8.18 | 753 | 2.43 | 400 | 7.42 | 701 | 3.43 | 302 | 9.06 | 657 | 4.14 | 349 | 9.18 | 663 | 28. |
| | 13.48 | 289 | 18.59 | 672 | 14.21 | 373 | 19.19 | 787 | 15.17 | 354 | 20.10 | 727 | 15.15 | 481 | 20.15 | 760 | 14.41 | 396 | 19.37 | 685 | 15.36 | 337 | 21.43 | 720 | 16.43 | 308 | 22.29 | 689 | |
| 29. | 1.38 | 312 | 6.59 | 771 | 2.36 | 391 | 7.40 | 808 | 3.15 | 365 | 8.03 | 728 | 3.54 | 457 | 8.51 | 748 | 2.56 | 376 | 8.30 | 659 | 5.05 | 332 | 10.37 | 706 | 5.38 | 420 | 10.31 | 742 | 29. |
| | 14.50 | 326 | 19.47 | 756 | 15.11 | 384 | 20.11 | 754 | 14.32 | 443 | 19.49 | 844 | 16.16 | 441 | 21.31 | 716 | 15.04 | 387 | 20.53 | 665 | 17.35 | 355 | 23.02 | 738 | 17.55 | 362 | 23.13 | 765 | |
| 30. | 2.48 | 347 | 7.52 | 758 | 3.20 | 388 | 8.16 | 788 | 2.46 | 596 | 8.17 | 966 | | | | | 3.52 | 376 | 9.44 | 658 | 6.41 | 324 | - | - | 6.54 | 325 | - | - | 30. |
| | 15.19 | 314 | 20.51 | 725 | 15.54 | 387 | 20.44 | 717 | 17.21 | 476 | 21.21 | 724 | | | | | 16.35 | 387 | 22.29 | 710 | 19.10 | 328 | 12.03 | 720 | 19.21 | 315 | 12.09 | 731 | |
| 31. | | | | | 4.06 | 374 | 9.15 | 756 | 3.41 | 421 | 10.16 | 846 | | | | | 5.54 | 371 | 11.20 | 723 | | | | | 8.02 | 304 | 0.35 | 761 | 31. |
| | | | | | 16.50 | 372 | 21.41 | 708 | 18.07 | 440 | 22.57 | 799 | | | | | 18.37 | 376 | 23.58 | 755 | | | | | 20.35 | 306 | 13.15 | 751 | |
| Mittel | | 326 | | 738 | | 371 | | 788 | | 360 | | 773 | | 399 | | 791 | | 443 | | 793 | | 324 | | 753 | | 310 | | 742 | Mittel |

| | MTnw (cm) | MThw (cm) |
|---|---|---|
| Winter | 371 | 773 |

Winterhalbjahr: 1.11. bis 30.4.
e = ergänzt nach Nachbarpegeln
eisfrei

PNP : NN - 5.00 m

W Tide
cm

Pegel : Bremen, Gr. Weserbrücke Nr.49100509
Gewässer : Weser
Gebiet : Unterweser

2000

| Tag | Juni Tnw Zeit | Juni Tnw cm | Juni Thw Zeit | Juni Thw cm | Juli Tnw Zeit | Juli Tnw cm | Juli Thw Zeit | Juli Thw cm | August Tnw Zeit | August Tnw cm | August Thw Zeit | August Thw cm | September Tnw Zeit | September Tnw cm | September Thw Zeit | September Thw cm | Oktober Tnw Zeit | Oktober Tnw cm | Oktober Thw Zeit | Oktober Thw cm | November Tnw Zeit | November Tnw cm | November Thw Zeit | November Thw cm | Dezember Tnw Zeit | Dezember Tnw cm | Dezember Thw Zeit | Dezember Thw cm | Tag |
|---|---|---|---|---|---|---|---|---|---|---|---|---|---|---|---|---|---|---|---|---|---|---|---|---|---|---|---|---|---|
| 1. | 9.05 | 287 | 1.30 | 765 | 9.23 | 310 | 2.01 | 770 | 11.09 | 302 | 3.54 | 751 | 0.12 | 288 | 5.22 | 735 | 0.20 | 304 | 5.25 | 765 | 0.26 | 360 | 5.22 | 771 | 0.43 | 328 | 5.47 | 776 | 1. |
| | 21.21 | 289 | 14.14 | 725 | 21.54 | 304 | 14.27 | 759 | 23.41 | 297 | 16.01 | 779 | 12.23 | 286 | 17.27 | 770 | 12.33 | 305 | 17.35 | 773 | 13.02 | 318 | 18.00 | 735 | 13.17 | 314 | 18.16 | 695 | |
| 2. | 9.53 | 296 | 2.17 | 765 | 10.22 | 297 | 3.06 | 765 | 11.58 | 312 | 4.51 | 763 | 0.46 | 298 | 5.53 | 765 | 0.51 | 306 | 5.58 | 758 | 1.03 | 333 | 6.08 | 762 | 1.06 | 319 | 6.28 | 765 | 2. |
| | 22.17 | 303 | 14.54 | 768 | 22.55 | 289 | 15.25 | 764 | - | - | 16.55 | 801 | 13.03 | 316 | 18.10 | 810 | 13.00 | 315 | 18.05 | 761 | 13.36 | 328 | 18.23 | 708 | 13.36 | 352 | 18.30 | 724 | |
| 3. | 10.45 | 294 | 3.28 | 792 | 11.12 | 297 | 4.03 | 760 | 0.28 | 308 | 5.29 | 761 | 1.22 | 329 | 6.27 | 814 | 1.16 | 320 | 6.19 | 758 | 1.11 | 301 | 6.21 | 748 | 1.50 | 332 | 7.02 | 735 | 3. |
| | 23.08 | 276 | 15.47 | 759 | 23.44 | 292 | 16.17 | 773 | 12.41 | 309 | 17.29 | 793 | 13.37 | 359 | 18.40 | 827 | 13.31 | 319 | 18.36 | 746 | 13.43 | 344 | 18.32 | 699 | 14.09 | 336 | 19.28 | 757 | |
| 4. | 11.31 | 270 | 4.13 | 751 | - | - | 4.53 | 770 | 1.19 | 300 | 6.24 | 761 | 2.04 | 330 | 6.54 | 751 | 1.51 | 303 | 6.51 | 674 | 1.36 | 361 | 6.48 | 732 | 2.27 | 364 | 7.30 | 744 | 4. |
| | 23.59 | 278 | 16.42 | 757 | 12.05 | 302 | 17.09 | 789 | 13.26 | 308 | 18.33 | 790 | 14.01 | 320 | 19.16 | 762 | 13.48 | 300 | 18.59 | 697 | 14.15 | 347 | 19.33 | 707 | 15.03 | 328 | 19.59 | 641 | |
| 5. | - | - | 5.02 | 762 | 0.38 | 297 | 5.45 | 766 | 1.57 | 303 | 7.04 | 751 | 2.28 | 320 | 7.35 | 738 | 1.57 | 331 | 7.11 | 730 | 2.40 | 350 | 8.08 | 719 | 2.52 | 356 | 8.25 | 697 | 5. |
| | 12.16 | 286 | 17.15 | 766 | 12.51 | 314 | 18.02 | 798 | 14.06 | 311 | 19.04 | 777 | 14.38 | 319 | 19.48 | 738 | 14.19 | 329 | 19.39 | 710 | 15.23 | 346 | 20.49 | 672 | 15.50 | 339 | 21.04 | 670 | |
| 6. | 0.44 | 288 | 5.57 | 766 | 1.28 | 314 | 6.37 | 769 | 2.36 | 306 | 7.38 | 734 | 2.50 | 328 | 7.58 | 708 | 2.16 | 366 | 7.51 | 728 | 3.46 | 341 | 8.44 | 615 | 4.01 | 349 | 9.42 | 715 | 6. |
| | 13.06 | 312 | 18.09 | 790 | 13.42 | 330 | 18.51 | 807 | 14.42 | 312 | 19.53 | 779 | 15.09 | 319 | 20.33 | 700 | 14.29 | 398 | 20.14 | 712 | 16.05 | 303 | 21.44 | 598 | 16.50 | 357 | 22.18 | 713 | |
| 7. | 1.36 | 303 | 6.41 | 760 | 2.16 | 315 | 7.23 | 746 | 3.11 | 329 | 8.18 | 748 | 3.32 | 371 | 8.56 | 754 | 3.14 | 368 | 8.55 | 685 | 4.51 | 326 | 10.48 | 699 | 5.38 | 343 | 11.01 | 743 | 7. |
| | 13.44 | 322 | 18.52 | 794 | 14.26 | 322 | 19.32 | 778 | 15.26 | 334 | 20.33 | 760 | 16.02 | 382 | 21.12 | 708 | 16.04 | 332 | 21.43 | 654 | 18.32 | 313 | 23.57 | 679 | 18.34 | 328 | 23.56 | 708 | |
| 8. | 2.29 | 305 | 7.31 | 737 | 2.53 | 319 | 8.14 | 745 | 3.47 | 325 | 9.02 | 717 | 4.22 | 351 | 10.01 | 699 | 4.32 | 345 | 10.09 | 665 | 6.57 | 319 | - | - | 6.58 | 325 | 12.29 | 738 | 8. |
| | 14.37 | 307 | 19.38 | 749 | 15.07 | 336 | 20.14 | 777 | 15.57 | 322 | 21.22 | 738 | 16.42 | 394 | 22.16 | 739 | 17.38 | 313 | 23.32 | 664 | 19.35 | 298 | 12.18 | 702 | 18.57 | 375 | 23.57 | 728 | |
| 9. | 3.16 | 284 | 8.28 | 669 | 3.40 | 319 | 8.48 | 714 | 4.28 | 331 | 9.49 | 713 | 5.49 | 372 | 11.18 | 713 | 6.06 | 378 | 11.41 | 733 | 7.49 | 318 | 0.52 | 672 | 7.56 | 318 | - | - | 9. |
| | 15.16 | 287 | 20.36 | 754 | 15.49 | 319 | 21.06 | 739 | 16.49 | 321 | 22.18 | 707 | 18.30 | 358 | - | - | 19.14 | 324 | - | - | 20.21 | 315 | 13.03 | 716 | 20.29 | 313 | 13.08 | 720 | |
| 10. | 4.05 | 310 | 9.26 | 728 | 4.31 | 321 | 9.47 | 701 | 5.21 | 316 | 11.00 | 704 | 7.19 | 350 | 0.15 | 720 | 7.53 | 309 | 0.38 | 666 | 8.46 | 331 | 1.30 | 727 | 8.56 | 318 | 1.46 | 700 | 10. |
| | 16.25 | 339 | 21.43 | 759 | 16.26 | 349 | 21.48 | 763 | 17.59 | 344 | 23.31 | 735 | 20.02 | 332 | 12.45 | 733 | 18.45 | 333 | 12.23 | 587 | 21.18 | 319 | 13.49 | 768 | 21.06 | 328 | 13.56 | 719 | |
| 11. | 5.18 | 317 | 10.30 | 710 | 5.17 | 345 | 10.36 | 716 | 6.42 | 357 | - | - | 8.28 | 333 | 1.27 | 717 | 8.57 | 282 | 0.41 | 639 | 9.44 | 313 | 2.21 | 752 | 10.07 | 340 | 2.35 | 779 | 11. |
| | 17.30 | 324 | 22.50 | 758 | 17.08 | 380 | 23.10 | 812 | 19.26 | 341 | 12.07 | 739 | 21.07 | 316 | 13.48 | 735 | 20.20 | 295 | 13.07 | 547 | 22.01 | 306 | 14.37 | 742 | 22.31 | 343 | 15.23 | 806 | |
| 12. | 6.18 | 315 | 11.40 | 723 | 6.29 | 397 | 11.47 | 759 | 7.55 | 332 | 0.47 | 717 | 9.16 | 299 | 2.15 | 695 | 9.23 | 308 | 2.01 | 696 | 10.21 | 296 | 2.58 | 715 | 10.40 | 330 | 3.10 | 771 | 12. |
| | 18.36 | 332 | 23.43 | 741 | 19.01 | 371 | - | - | 20.33 | 324 | 13.27 | 743 | 21.34 | 320 | 14.34 | 726 | 21.59 | 306 | 14.33 | 721 | 22.40 | 291 | 15.24 | 722 | 23.15 | 325 | 15.51 | 800 | |
| 13. | 7.10 | 304 | - | - | 7.29 | 334 | 0.11 | 746 | 8.58 | 317 | 1.50 | 725 | 9.57 | 329 | 2.51 | 739 | 10.20 | 291 | 3.04 | 702 | 11.01 | 310 | 3.51 | 750 | 11.06 | 346 | 4.02 | 758 | 13. |
| | 19.48 | 330 | 12.47 | 728 | 19.55 | 320 | 12.50 | 731 | 21.32 | 309 | 14.14 | 745 | 22.33 | 320 | 14.56 | 766 | 22.41 | 293 | 15.25 | 738 | 23.27 | 308 | 16.00 | 788 | 23.44 | 359 | 16.12 | 927 | |
| 14. | 8.16 | 344 | 0.59 | 777 | 8.26 | 339 | 1.17 | 748 | 9.31 | 322 | 2.46 | 728 | 10.45 | 319 | 3.39 | 744 | 10.54 | 299 | 3.46 | 732 | 11.48 | 301 | 4.18 | 768 | - | - | 4.28 | 885 | 14. |
| | 20.38 | 320 | 13.21 | 776 | 20.56 | 354 | 13.44 | 776 | 22.17 | 306 | 14.58 | 759 | 23.10 | 305 | 15.45 | 766 | 23.19 | 297 | 16.00 | 755 | - | - | 16.44 | 769 | 12.16 | 381 | 16.50 | 852 | |
| 15. | 9.04 | 316 | 1.49 | 737 | 9.20 | 341 | 2.12 | 763 | 10.29 | 319 | 3.23 | 738 | 11.26 | 300 | 4.13 | 739 | 11.33 | 301 | 4.21 | 748 | 0.05 | 302 | 4.59 | 761 | 0.32 | 367 | 5.01 | 867 | 15. |
| | 21.27 | 336 | 14.28 | 757 | 21.48 | 340 | 14.38 | 767 | 22.57 | 316 | 15.36 | 767 | 23.50 | 287 | 16.25 | 751 | 23.55 | 290 | 16.30 | 762 | 12.27 | 293 | 17.26 | 750 | 12.50 | 358 | 18.02 | 923 | |
| 16. | 9.59 | 339 | 2.44 | 782 | 10.00 | 332 | 2.56 | 757 | 11.12 | 313 | 4.01 | 752 | 11.44 | 301 | 4.50 | 707 | - | - | 4.59 | 731 | 0.43 | 306 | 5.38 | 752 | 1.16 | 411 | 6.18 | 906 | 16. |
| | 22.16 | 319 | 15.00 | 772 | 22.32 | 326 | 15.13 | 775 | 23.33 | 312 | 16.12 | 766 | - | - | 16.54 | 782 | 12.07 | 294 | 17.06 | 758 | 13.03 | 296 | 18.05 | 725 | 14.00 | 384 | 18.50 | 823 | |
| 17. | 10.35 | 293 | 3.20 | 746 | 10.48 | 321 | 3.37 | 753 | 11.42 | 310 | 4.35 | 738 | 0.15 | 319 | 5.19 | 762 | 0.30 | 296 | 5.33 | 773 | 1.22 | 301 | 6.29 | 756 | 2.10 | 358 | 7.02 | 823 | 17. |
| | 23.02 | 275 | 15.43 | 734 | 23.10 | 318 | 15.52 | 769 | - | - | 16.44 | 780 | 12.26 | 316 | 17.30 | 767 | 12.41 | 323 | 17.33 | 780 | 13.48 | 317 | 18.55 | 741 | 14.40 | 332 | 19.47 | 760 | |
| 18. | 11.08 | 281 | 4.09 | 709 | 11.28 | 325 | 4.20 | 755 | 0.01 | 317 | 5.06 | 756 | 0.51 | 311 | 5.51 | 741 | 1.04 | 322 | 5.56 | 737 | 2.01 | 328 | 7.13 | 751 | 2.52 | 330 | 7.53 | 778 | 18. |
| | 23.38 | 286 | 16.18 | 764 | 23.48 | 330 | 16.27 | 778 | 12.18 | 313 | 17.21 | 773 | 13.03 | 308 | 18.02 | 743 | 13.25 | 290 | 18.40 | 685 | 14.30 | 322 | 19.53 | 707 | 15.28 | 322 | 20.46 | 732 | |
| 19. | 11.45 | 284 | 4.35 | 730 | 11.59 | 358 | 5.00 | 768 | 0.43 | 311 | 5.47 | 735 | 1.25 | 300 | 6.27 | 694 | 1.39 | 294 | 6.44 | 710 | 2.49 | 326 | 8.06 | 710 | 3.42 | 339 | 8.52 | 772 | 19. |
| | - | - | 16.51 | 742 | - | - | 17.05 | 829 | 12.52 | 311 | 17.45 | 772 | 13.34 | 286 | 18.38 | 702 | 13.44 | 311 | 19.08 | 762 | 15.36 | 323 | 20.50 | 685 | 16.32 | 324 | 21.38 | 688 | |
| 20. | 0.05 | 290 | 5.09 | 741 | 0.33 | 336 | 5.35 | 768 | 1.08 | 322 | 6.16 | 754 | 2.12 | 264 | 6.47 | 605 | 2.17 | 344 | 7.16 | 746 | 3.52 | 345 | 9.07 | 722 | 4.56 | 299 | 9.57 | 662 | 20. |
| | 12.15 | 301 | 17.18 | 759 | 12.25 | 338 | 17.51 | 806 | 13.16 | 331 | 18.22 | 786 | 14.08 | 251 | 19.16 | 634 | 14.37 | 314 | 20.00 | 688 | 16.55 | 299 | 22.23 | 687 | 17.50 | 254 | 22.44 | 597 | |
| 21. | 0.39 | 295 | 5.47 | 732 | 0.56 | 329 | 6.01 | 760 | 1.45 | 328 | 6.53 | 753 | 2.21 | 272 | 7.35 | 657 | 3.05 | 303 | 8.21 | 669 | 5.19 | 324 | 10.35 | 697 | 5.57 | 260 | 11.23 | 634 | 21. |
| | 12.37 | 298 | 17.49 | 767 | 13.02 | 328 | 18.01 | 775 | 13.55 | 328 | 19.03 | 769 | 14.33 | 301 | 20.13 | 718 | 15.31 | 303 | 21.12 | 710 | 18.13 | 298 | 23.28 | 659 | 18.30 | 277 | - | - | |
| 22. | 1.16 | 309 | 6.21 | 720 | 1.32 | 309 | 6.38 | 727 | 2.24 | 322 | 7.29 | 733 | 3.17 | 320 | 8.15 | 682 | 3.52 | 359 | 9.25 | 732 | 6.50 | 290 | - | - | 7.02 | 296 | 0.02 | 651 | 22. |
| | 13.16 | 316 | 18.23 | 757 | 13.40 | 306 | 18.47 | 760 | 14.26 | 325 | 19.41 | 754 | 15.43 | 296 | 21.15 | 673 | 17.04 | 314 | 22.37 | 667 | 19.41 | 308 | 12.33 | 708 | 19.46 | 310 | 12.33 | 702 | |
| 23. | 1.41 | 324 | 6.44 | 712 | 2.08 | 306 | 7.25 | 713 | 2.58 | 322 | 8.11 | 718 | 4.12 | 315 | 9.45 | 691 | 5.35 | 324 | 11.06 | 704 | 7.46 | 329 | 0.48 | 683 | 8.16 | 323 | 1.09 | 734 | 23. |
| | 13.44 | 327 | 19.08 | 766 | 14.10 | 304 | 19.26 | 753 | 15.15 | 329 | 20.34 | 734 | 16.56 | 314 | 22.37 | 692 | 18.35 | 315 | - | - | 20.39 | 279 | 12.56 | 720 | 20.47 | 319 | 13.29 | 755 | |
| 24. | 2.22 | 333 | 7.23 | 711 | 2.42 | 309 | 7.58 | 716 | 3.46 | 327 | 9.20 | 703 | 5.49 | 309 | 11.04 | 651 | 7.04 | 361 | 0.18 | 708 | 8.48 | 307 | 1.54 | 710 | 9.12 | 322 | 1.55 | 757 | 24. |
| | 14.18 | 336 | 19.47 | 768 | 14.47 | 316 | 20.10 | 748 | 15.46 | 351 | 21.38 | 778 | 18.44 | 279 | - | - | 20.09 | 362 | 12.51 | 795 | 21.25 | 318 | 13.55 | 770 | 21.36 | 314 | 14.20 | 761 | |
| 25. | 3.01 | 350 | 8.23 | 747 | 3.21 | 317 | 8.45 | 709 | 4.52 | 365 | 10.05 | 724 | 7.13 | 307 | 0.28 | 647 | 8.34 | 341 | 1.06 | 750 | 9.47 | 306 | 2.23 | 750 | 9.55 | 307 | 2.42 | 741 | 25. |
| | 15.21 | 372 | 20.37 | 777 | 15.28 | 323 | 21.00 | 747 | 17.19 | 336 | 23.03 | 705 | 20.13 | 304 | 12.42 | 712 | 20.47 | 364 | 13.40 | 730 | 22.19 | 282 | 14.38 | 731 | 22.10 | 307 | 15.11 | 727 | |
| 26. | 3.55 | 359 | 9.28 | 747 | 4.18 | 326 | 9.34 | 722 | 6.07 | 314 | 11.45 | 681 | 8.44 | 314 | 1.29 | 722 | 9.20 | 358 | 1.39 | 765 | 10.31 | 276 | 3.14 | 669 | 10.38 | 308 | 3.24 | 744 | 26. |
| | 16.06 | 378 | 21.45 | 787 | 16.33 | 330 | 22.02 | 758 | 18.59 | 286 | - | - | 21.24 | 290 | 13.55 | 737 | 21.50 | 357 | 14.11 | 838 | 22.32 | 319 | 15.39 | 730 | 22.51 | 311 | 15.51 | 732 | |
| 27. | 5.06 | 358 | 10.26 | 742 | 5.22 | 337 | 10.38 | 723 | 7.35 | 296 | 0.26 | 683 | 9.39 | 303 | 2.41 | 722 | 10.05 | 324 | 2.42 | 779 | 11.03 | 329 | 3.36 | 765 | 11.19 | 310 | 4.03 | 762 | 27. |
| | 17.31 | 358 | 22.52 | 754 | 17.51 | 325 | 23.17 | 742 | 20.25 | 313 | 13.12 | 733 | 22.26 | 293 | 14.46 | 764 | 22.31 | 297 | 15.04 | 763 | 23.21 | 313 | 15.51 | 771 | 23.29 | 316 | 16.24 | 749 | |
| 28. | 6.02 | 337 | 11.37 | 744 | 6.27 | 333 | - | - | 8.59 | 325 | 1.41 | 749 | 10.35 | 296 | 3.28 | 731 | 11.01 | 306 | 3.41 | 755 | 11.33 | 291 | 4.10 | 751 | 11.53 | 323 | 4.33 | 776 | 28. |
| | 18.46 | 346 | - | - | 19.10 | 340 | 12.01 | 745 | 21.37 | 306 | 13.57 | 756 | 23.03 | 302 | 15.45 | 750 | 23.15 | 304 | 15.49 | 778 | 23.51 | 317 | 16.53 | 731 | - | - | 16.55 | 764 | |
| 29. | 7.15 | 333 | 0.00 | 769 | 8.01 | 340 | 0.35 | 762 | 10.05 | 312 | 2.52 | 746 | 11.19 | 312 | 4.04 | 760 | 11.25 | 315 | 4.10 | 722 | - | - | 4.39 | 756 | 0.00 | 323 | 5.01 | 780 | 29. |
| | 19.47 | 330 | 12.35 | 750 | 20.34 | 328 | 13.09 | 755 | 22.35 | 303 | 15.06 | 766 | 23.45 | 305 | 16.15 | 783 | 23.34 | 294 | 16.05 | 699 | 12.11 | 301 | 17.14 | 751 | 12.23 | 339 | 17.17 | 753 | |
| 30. | 8.17 | 314 | 1.01 | 768 | 9.06 | 327 | 1.52 | 764 | 10.53 | 313 | 3.43 | 764 | - | - | 4.51 | 757 | - | - | 4.14 | 639 | 0.19 | 319 | 5.17 | 758 | 0.20 | 349 | 5.19 | 782 | 30. |
| | 20.51 | 316 | 13.41 | 752 | 21.44 | 321 | 14.18 | 768 | 23.31 | 301 | 15.57 | 787 | 12.03 | 296 | 16.59 | 780 | 12.15 | 299 | 17.17 | 685 | 12.30 | 321 | 17.37 | 735 | 12.46 | 351 | 17.51 | 768 | |
| 31. | | | | | 10.09 | 325 | 2.54 | 771 | 11.39 | 299 | 4.37 | 759 | | | | | 0.34 | 428 | 5.16 | 826 | | | | | 0.56 | 348 | 6.00 | 785 | 31. |
| | | | | | 22.45 | 298 | 15.11 | 771 | - | - | 16.39 | 780 | | | | | 12.26 | 362 | 17.11 | 749 | | | | | 13.31 | 329 | 18.33 | 727 | |
| Mittel | | 314 | | 751 | | 325 | | 759 | | 318 | | 748 | | 314 | | 730 | | 322 | | 722 | | 315 | | 725 | | 331 | | 753 | Mittel |

| | MTnw (cm) | MThw (cm) |
|---|---|---|
| Sommer | 317 | 742 |

Sommerhalbjahr: 1.5. bis 31.10.
e = ergänzt nach Nachbarpegeln
eisfrei

PNP : NN - 5.00 m

W Tide

cm

Pegel : Bremen, Gr. Weserbrücke Nr. 49100509

Gewässer : Weser

Gebiet : Unterweser

## Hauptwerte

| | 1999 Nov Tnw | 1999 Nov Thw | 1999 Dez Tnw | 1999 Dez Thw | 2000 Jan Tnw | 2000 Jan Thw | 2000 Feb Tnw | 2000 Feb Thw | 2000 Mrz Tnw | 2000 Mrz Thw | 2000 Apr Tnw | 2000 Apr Thw | 2000 Mai Tnw | 2000 Mai Thw | 2000 Jun Tnw | 2000 Jun Thw | 2000 Jul Tnw | 2000 Jul Thw | 2000 Aug Tnw | 2000 Aug Thw | 2000 Sep Tnw | 2000 Sep Thw | 2000 Okt Tnw | 2000 Okt Thw | 2000 Nov Tnw | 2000 Nov Thw | 2000 Dez Tnw | 2000 Dez Thw |
|---|---|---|---|---|---|---|---|---|---|---|---|---|---|---|---|---|---|---|---|---|---|---|---|---|---|---|---|---|
| Tag | 28. | 16. | 23. | 23. | 25. | 15. | 10. | 27. | 31. | 30. | 20. | 28. | 8. | 27. | 4. | 9. | 2. | 10. | 26. | 26. | 20. | 20. | 11. | 11. | 26. | 6. | 20. | 20. |
| N | 289 | 661 | 277 | 645 | 311 | 693 | 352 | 687 | 371 | 658 | 293 | 657 | 280 | 661 | 270 | 669 | 289 | 701 | 286 | 681 | 251 | 605 | 282 | 547 | 276 | 598 | 254 | 597 |
| M | 326 | 738 | 371 | 788 | 360 | 773 | 399 | 791 | 443 | 793 | 324 | 753 | 310 | 742 | 314 | 751 | 325 | 759 | 318 | 748 | 314 | 730 | 322 | 722 | 315 | 725 | 331 | 753 |
| H | 434 | 836 | 508 | 974 | 596 | 966 | 482 | 962 | 522 | 908 | 363 | 848 | 420 | 787 | 378 | 794 | 397 | 829 | 365 | 801 | 394 | 827 | 428 | 838 | 361 | 788 | 411 | 927 |
| Tag | 18. | 27. | 4. | 3. | 30. | 30. | 9. | 9. | 3. | 11. | 5. | 5. | 29. | 25. | 26. | 7. | 12. | 19. | 25. | 2. | 8. | 3. | 31. | 26. | 4. | 13. | 16. | 13. |

| | 1990/1999 | | | | 1991/2000 10 Jahre | | | | | | | | | | | | | | | | | | | | | | | |
|---|---|---|---|---|---|---|---|---|---|---|---|---|---|---|---|---|---|---|---|---|---|---|---|---|---|---|---|---|
| Jahr | 1997+ | 1997 | 1997 | 1997 | 1996 | 1996 | 1996 | 1994 | 1996 | 1993+ | 1993 | 1991 | 1999 | 1993 | 2000 | 1991+ | 1992 | 1991 | 1996 | 1992 | 2000 | 1993 | 1994 | 2000 | 1997+ | 1997 | 1997 | 1997 |
| N | 232 | 581 | 233 | 542 | 188 | 570 | 192 | 567 | 220 | 588 | 258 | 648 | 277 | 652 | 270 | 669 | 272 | 676 | 273 | 661 | 251 | 602 | 231 | 547 | 232 | 581 | 233 | 542 |
| MN | 277 | 632 | 277 | 632 | 295 | 650 | 303 | 651 | 292 | 634 | 296 | 667 | 289 | 674 | 288 | 691 | 288 | 696 | 283 | 682 | 283 | 644 | 268 | 613 | 276 | 626 | 276 | 631 |
| M | 348 | 744 | 357 | 753 | 372 | 759 | 371 | 762 | 369 | 762 | 342 | 755 | 320 | 746 | 322 | 751 | 321 | 750 | 323 | 746 | 326 | 740 | 335 | 740 | 345 | 741 | 355 | 753 |
| MH | 446 | 856 | 471 | 885 | 499 | 908 | 494 | 908 | 474 | 882 | 413 | 866 | 381 | 816 | 371 | 825 | 375 | 826 | 380 | 837 | 410 | 839 | 469 | 866 | 438 | 846 | 460 | 887 |
| H | 580 | 899 | 545 | 974 | 648 | 1043 | 640 | 983 | 577 | 963 | 507 | 920 | 420 | 829 | 393 | 846 | 404 | 878 | 409 | 873 | 461 | 941 | 598 | 955 | 580 | 899 | 545 | 974 |
| Jahr | 1998 | 1992+ | 1993 | 1999 | 1994 | 1994 | 1993 | 1999 | 1994 | 1994 | 1994 | 1994 | 2000 | 1994+ | 1994 | 1997 | 1999 | 1998 | 1994 | 1994 | 1998 | 1995 | 1996 | 1996 | 1998 | 1992+ | 1993 | 1999 |
| HThw ab 1901 | 983 | | 981 | | 1043 | | 1042 | | 963 | | 965 | | 861 | | 902 | | 881 | | 903 | | 946 | | 955 | | 983 | | 981 | |

| | Abflussjahr (*) 2000 Jahr | Datum | Winter | Sommer | Kalenderjahr 2000 Jahr | Datum |
|---|---|---|---|---|---|---|
| NTnw | 251 | 20.09.2000 | 277 | 251 | 251 | 20.09.2000 |
| NThw | 547 | 11.10.2000 | 645 | 547 | 547 | 11.10.2000 |
| M | 344 | 757 | 371 | 773 | 317 | 742 | 340 | 753 |
| HTnw | 596 | 30.01.2000 | 596 | 428 | 596 | 30.01.2000 |
| HThw | 974 | 03.12.1999 | 974 | 838 | 966 | 30.01.2000 |
| | 1991/2000 (*) 10 Jahre | | | | 1991/2000 | |
| NTnw | 188 | 25.01.1996 | 188 | 231 | 188 | 25.01.1996 |
| NThw | 542 | 17.12.1997 | 542 | 547 | 542 | 17.12.1997 |
| MN | 242 | 570 | 252 | 596 | 260 | 606 | 243 | 573 |
| M | 342 | 751 | 360 | 756 | 324 | 746 | 342 | 750 |
| MH | 586 | 967 | 556 | 957 | 482 | 889 | 585 | 963 |
| HTnw | 648 | 28.01.1994 | 648 | 598 | 648 | 28.01.1994 |
| HThw | 1043 | 28.01.1994 | 1043 | 955 | 1043 | 28.01.1994 |

## Extremwerte **)

| | NTnw cm | NTnw Datum | NThw cm | NThw Datum | HTnw cm | HTnw Datum | HThw cm | HThw Datum |
|---|---|---|---|---|---|---|---|---|
| 1 | 188 | e 25.01.1996 | 436 | e 07.12.1959 | 1280 | * 13.03.1881 | 1282 | * 13.03.1881 |
| 2 | 190 | e 26.01.1996 | 442 | 18.11.1916 | 1004 | 23.01.1918 | 1043 | 28.01.1994 |
| 3 | 192 | 10.02.1996 | 455 | 01.02.1950 | 1000 | 23.01.1918 | 1042 | 17.02.1962 |
| 4 | 193 | e 08.12.1959 | 460 | 19.11.1916 | 997 | 24.01.1918 | 1034 | 03.01.1976 |
| 5 | 196 | 08.12.1978 | 477 | 26.01.1922 | 987 | 24.01.1918 | 1016 | 23.01.1918 |
| 6 | 201 | 10.02.1996 | 491 | 25.01.1937 | 985 | 06.01.1926 | 1013 | 24.01.1918 |
| 7 | 201 | e 26.01.1996 | 495 | 15.03.1964 | 984 | 06.01.1926 | 1012 | 21.01.1976 |
| 8 | 201 | 15.03.1964 | 495 | 19.10.1908 | 975 | 25.01.1918 | 1005 | 28.02.1990 |
| 9 | 202 | 17.01.1972 | 497 | 26.01.1922 | 975 | 22.01.1918 | 1005 | 24.01.1918 |
| 10 | 205 | 25.01.1996 | 500 | 19.01.1963 | 969 | 07.01.1926 | 1004 | 06.01.1926 |

## Häufigkeitstabelle (Unterschreitungstiden)

### Tideniedrigwasser

| cm a.P. | 1999 Nov | 1999 Dez | 2000 Jan | Feb | Mrz | Apr | Mai | Jun | Jul | Aug | Sep | Okt | Nov | Dez | Abflussjahr (*) 2000 Wi | So | Jahr | Kalenderjahr 2000 Jahr | 1991/2000 10 Jahre |
|---|---|---|---|---|---|---|---|---|---|---|---|---|---|---|---|---|---|---|---|
| 900 | | | | | | | | | | | | | | | | | | | |
| 880 | | | | | | | | | | | | | | | | | | | |
| 860 | | | | | | | | | | | | | | | | | | | |
| 840 | | | | | | | | | | | | | | | | | | | |
| 820 | | | | | | | | | | | | | | | | | | | |
| 800 | | | | | | | | | | | | | | | | | | | |
| 780 | | | | | | | | | | | | | | | | | | | |
| 760 | | | | | | | | | | | | | | | | | | | |
| 740 | | | | | | | | | | | | | | | | | | | |
| 720 | | | | | | | | | | | | | | | | | | | |
| 700 | | | | | | | | | | | | | | | | | | | |
| 680 | | | | | | | | | | | | | | | | | | | |
| 660 | | | | | | | | | | | | | | | | | | | 705.8 |
| 640 | | | | | | | | | | | | | | | | | | | 705.6 |
| 620 | | | | | | | | | | | | | | | | | | | 705.6 |
| 600 | | | 60 | | | | | | | | | | | | 352 | | 707 | 707 | 705.5 |
| 580 | | | 59 | | | | | | | | | | | | 351 | | 706 | 706 | 704.6 |
| 560 | | | 59 | | | | | | | | | | | | 351 | | 706 | 706 | 703.0 |
| 540 | | | 59 | | 60 | | | | | | | | | | 351 | | 706 | 706 | 700.7 |
| 520 | | 60 | 59 | | 59 | | | | | | | | | | 350 | | 705 | 705 | 696.7 |
| 500 | | 59 | 59 | 56 | 57 | | | | | | | | | | 347 | | 702 | 703 | 690.8 |
| 480 | | 57 | 59 | 54 | 50 | | | | | | | | | | 336 | | 691 | 694 | 682.4 |
| 460 | | 57 | 58 | 52 | 38 | | | | | | | | | | 321 | | 676 | 679 | 672.3 |
| 440 | 58 | 57 | 56 | 49 | 28 | | 60 | | | | | 60 | | | 306 | 355 | 661 | 664 | 658.5 |
| 420 | 57 | 54 | 54 | 44 | 16 | | 59 | | | | | 59 | | 60 | 283 | 353 | 636 | 643 | 642.7 |
| 400 | 57 | 50 | 53 | 35 | 7 | | 58 | | 60 | | 58 | 59 | | 59 | 260 | 352 | 612 | 622 | 623.3 |
| 380 | 55 | 33 | 47 | 20 | 4 | 58 | 58 | 58 | 58 | 59 | 56 | 58 | 58 | 57 | 217 | 347 | 564 | 591 | 589.6 |
| 360 | 49 | 22 | 36 | 5 | | 55 | 57 | 56 | 57 | 58 | 54 | 51 | 56 | 54 | 167 | 333 | 500 | 539 | 535.4 |
| 340 | 44 | 13 | 23 | | | 47 | 55 | 50 | 49 | 54 | 50 | 45 | 50 | 40 | 127 | 303 | 430 | 463 | 443.1 |
| 320 | 30 | 9 | 4 | | | 27 | 49 | 35 | 23 | 34 | 39 | 35 | 38 | 19 | 70 | 215 | 285 | 303 | 276.9 |
| 300 | 11 | 4 | | | | 2 | 20 | 19 | 6 | 4 | 15 | 14 | 12 | 5 | 17 | 78 | 95 | 97 | 93.7 |
| 280 | | 1 | | | | | | 4 | | | 4 | | 2 | 3 | 1 | 8 | 9 | 13 | 20.4 |
| 260 | | | | | | | | | | | 1 | | | 1 | | 1 | 1 | 2 | 7.5 |
| 240 | | | | | | | | | | | | | | | | | | | 3.6 |
| 220 | | | | | | | | | | | | | | | | | | | 1.2 |
| 200 | | | | | | | | | | | | | | | | | | | 0.3 |
| 180 | | | | | | | | | | | | | | | | | | | |
| 160 | | | | | | | | | | | | | | | | | | | |
| 140 | | | | | | | | | | | | | | | | | | | |
| 120 | | | | | | | | | | | | | | | | | | | |
| 100 | | | | | | | | | | | | | | | | | | | |
| 80 | | | | | | | | | | | | | | | | | | | |
| 60 | | | | | | | | | | | | | | | | | | | |
| 40 | | | | | | | | | | | | | | | | | | | |
| 20 | | | | | | | | | | | | | | | | | | | |

### Tidehochwasser

| cm a.P. | 1999 Nov | 1999 Dez | 2000 Jan | Feb | Mrz | Apr | Mai | Jun | Jul | Aug | Sep | Okt | Nov | Dez | Abflussjahr (*) 2000 Wi | So | Jahr | Kalenderjahr 2000 Jahr | 1991/2000 10 Jahre |
|---|---|---|---|---|---|---|---|---|---|---|---|---|---|---|---|---|---|---|---|
| 1200 | | | | | | | | | | | | | | | | | | | |
| 1180 | | | | | | | | | | | | | | | | | | | |
| 1160 | | | | | | | | | | | | | | | | | | | |
| 1140 | | | | | | | | | | | | | | | | | | | |
| 1120 | | | | | | | | | | | | | | | | | | | |
| 1100 | | | | | | | | | | | | | | | | | | | |
| 1080 | | | | | | | | | | | | | | | | | | | |
| 1060 | | | | | | | | | | | | | | | | | | | 705.9 |
| 1040 | | | | | | | | | | | | | | | | | | | 705.8 |
| 1020 | | | | | | | | | | | | | | | | | | | 705.8 |
| 1000 | | | | | | | | | | | | | | | | | | | 705.7 |
| 980 | | 60 | 60 | 56 | | | | | | | | | | | 351 | | 707 | 707 | 705.2 |
| 960 | | 59 | 59 | 55 | | | | | | | | | | | 348 | | 704 | 705 | 704.3 |
| 940 | | 59 | 59 | 55 | | | | | | | | | | 60 | 348 | | 704 | 705 | 703.5 |
| 920 | | 59 | 59 | 54 | 60 | | | | | | | | | 58 | 347 | | 703 | 702 | 701.8 |
| 900 | | 59 | 59 | 54 | 58 | | | | | | | | | 57 | 345 | | 701 | 699 | 698.8 |
| 880 | | 56 | 58 | 53 | 56 | | | | | | | | | 56 | 338 | | 694 | 694 | 694.4 |
| 860 | | 53 | 57 | 53 | 54 | 57 | | | | | | | | 55 | 332 | | 688 | 690 | 688.5 |
| 840 | 58 | 48 | 54 | 49 | 50 | 56 | | | 60 | | 58 | 60 | | 54 | 315 | 356 | 671 | 677 | 675.9 |
| 820 | 57 | 43 | 50 | 41 | 38 | 55 | | | 59 | 60 | 57 | 58 | | 52 | 284 | 352 | 636 | 646 | 651.8 |
| 800 | 56 | 38 | 48 | 37 | 31 | 53 | 60 | 58 | 56 | 59 | 55 | 58 | 58 | 50 | 263 | 346 | 609 | 623 | 620.5 |
| 780 | 54 | 30 | 39 | 23 | 22 | 47 | 56 | 53 | 54 | 53 | 52 | 56 | 57 | 47 | 215 | 324 | 539 | 559 | 560.2 |
| 760 | 39 | 20 | 28 | 16 | 14 | 32 | 46 | 36 | 27 | 38 | 43 | 46 | 48 | 35 | 149 | 236 | 385 | 409 | 431.5 |
| 740 | 27 | 9 | 13 | 7 | 9 | 16 | 23 | 15 | 11 | 23 | 35 | 36 | 34 | 25 | 81 | 143 | 224 | 247 | 277.4 |
| 720 | 17 | 7 | 4 | 3 | 7 | 8 | 9 | 5 | 6 | 10 | 21 | 25 | 23 | 15 | 46 | 76 | 122 | 136 | 154.8 |
| 700 | 10 | 2 | 1 | 1 | 5 | 5 | 6 | 1 | | 2 | 12 | 18 | 13 | 9 | 24 | 39 | 63 | 73 | 79.8 |
| 680 | 5 | 1 | | | 3 | 1 | 3 | 1 | | | 6 | 11 | 7 | 6 | 10 | 21 | 31 | 38 | 41.4 |
| 660 | | 1 | | | 2 | 1 | | | | | 5 | 5 | 3 | 4 | 4 | 10 | 14 | 20 | 23.1 |
| 640 | | | | | | | | | | | 2 | 4 | 2 | 2 | | 6 | 6 | 10 | 13.1 |
| 620 | | | | | | | | | | | 1 | 2 | 2 | 1 | | 3 | 3 | 6 | 7.9 |
| 600 | | | | | | | | | | | | 2 | 1 | 1 | | 2 | 2 | 4 | 3.1 |
| 580 | | | | | | | | | | | | 1 | | | | 1 | 1 | 1 | 1.2 |
| 560 | | | | | | | | | | | | 1 | | | | 1 | 1 | 1 | 0.3 |
| 540 | | | | | | | | | | | | | | | | | | | |
| 520 | | | | | | | | | | | | | | | | | | | |
| 500 | | | | | | | | | | | | | | | | | | | |
| 480 | | | | | | | | | | | | | | | | | | | |
| 460 | | | | | | | | | | | | | | | | | | | |
| 440 | | | | | | | | | | | | | | | | | | | |
| 420 | | | | | | | | | | | | | | | | | | | |
| 400 | | | | | | | | | | | | | | | | | | | |
| 380 | | | | | | | | | | | | | | | | | | | |
| 360 | | | | | | | | | | | | | | | | | | | |
| 340 | | | | | | | | | | | | | | | | | | | |
| 320 | | | | | | | | | | | | | | | | | | | |

(*) Abflußjahr: 1.11. des Vorjahres bis 31.10.

**) Extremwerte ab 1901

e = Wert ist ergänzt

eisfrei

PNP : NN - 5.00 m

W Tide

cm

Pegel : Vegesack Nr. 49500100

Gewässer : Weser

Gebiet : Unterweser

## Hauptwerte

| | 1999 Nov Tnw | 1999 Nov Thw | 1999 Dez Tnw | 1999 Dez Thw | 2000 Jan Tnw | Jan Thw | Feb Tnw | Feb Thw | Mrz Tnw | Mrz Thw | Apr Tnw | Apr Thw | Mai Tnw | Mai Thw | Jun Tnw | Jun Thw | Jul Tnw | Jul Thw | Aug Tnw | Aug Thw | Sep Tnw | Sep Thw | Okt Tnw | Okt Thw | Nov Tnw | Nov Thw | Dez Tnw | Dez Thw |
|---|---|---|---|---|---|---|---|---|---|---|---|---|---|---|---|---|---|---|---|---|---|---|---|---|---|---|---|---|
| Tag | 28. | 16. | 23. | 23. | 25. | 15. | 24. | 27. | 24. | 29. | 10. | 28. | 6. | 27. | 4. | 9. | 2. | 10. | 26. | 26. | 20. | 20. | 11. | 11. | 26. | 6. | 20. | 20. |
| N | 306 | 655 | 277 | 637 | 311 | 682 | 310 | 670 | 309 | 643 | 298 | 652 | 296 | 659 | 293 | 664 | 308 | 688 | 307 | 668 | 264 | 597 | 305 | 545 | 288 | 597 | 260 | 589 |
| M | 345 | 726 | 375 | 773 | 362 | 759 | 374 | 773 | 379 | 771 | 323 | 739 | 329 | 731 | 336 | 740 | 345 | 742 | 338 | 732 | 335 | 716 | 345 | 712 | 332 | 713 | 347 | 739 |
| H | 451 | 817 | 521 | 971 | 597 | 965 | 476 | 937 | 513 | 887 | 368 | 823 | 439 | 776 | 400 | 785 | 414 | 805 | 382 | 780 | 411 | 803 | 452 | 822 | 378 | 779 | 430 | 909 |
| Tag | 18. | 27. | 4. | 3. | 30. | 30. | 9. | 9. | 3. | 9. | 29. | 5. | 27. | 25. | 26. | 3. | 12. | 19. | 25. | 2. | 8. | 3. | 31. | 26. | 4. | 13. | 16. | 13. |

| | 1990/1999 | | | | 1991/2000 10 Jahre | | | | | | | | | | | | | | | | | | | | | | | |
|---|---|---|---|---|---|---|---|---|---|---|---|---|---|---|---|---|---|---|---|---|---|---|---|---|---|---|---|---|
| Jahr | 1997 | 1997 | 1997 | 1997 | 1996 | 1996 | 1994 | 1994 | 1996 | 1993 | 1993 | 1994 | 1999 | 1993 | 1998 | 1991 | 1991 | 1991 | 1996 | 1992 | 2000 | 1993 | 1999 | 2000 | 1997 | 1997 | 1997 | 1997 |
| N | 229 | 572 | 204 | 532 | 200 | 562 | 194 | 548 | 223 | 576 | 253 | 639 | 278 | 643 | 227 | 658 | 298 | 662 | 295 | 654 | 264 | 595 | 245 | 545 | 229 | 572 | 204 | 532 |
| MN | 283 | 625 | 275 | 622 | 282 | 634 | 279 | 636 | 276 | 621 | 291 | 654 | 297 | 663 | 296 | 679 | 309 | 680 | 306 | 670 | 303 | 635 | 284 | 603 | 281 | 620 | 275 | 621 |
| M | 350 | 728 | 354 | 738 | 355 | 743 | 351 | 744 | 346 | 744 | 335 | 738 | 331 | 730 | 338 | 735 | 340 | 733 | 343 | 731 | 344 | 725 | 350 | 726 | 348 | 727 | 353 | 738 |
| MH | 447 | 837 | 474 | 868 | 496 | 895 | 479 | 889 | 451 | 860 | 410 | 844 | 390 | 795 | 387 | 802 | 390 | 805 | 396 | 813 | 424 | 819 | 477 | 848 | 440 | 829 | 463 | 871 |
| H | 507 | 893 | 536 | 971 | 622 | 1033 | 641 | 978 | 513 | 940 | 477 | 898 | 439 | 804 | 403 | 817 | 418 | 866 | 420 | 845 | 464 | 916 | 598 | 940 | 507 | 893 | 535 | 971 |
| Jahr | 1992 | 1992 | 1990 | 1999 | 1994 | 1994 | 1993 | 1999 | 2000 | 1994 | 1995 | 1994 | 2000 | 1992+ | 1994 | 1993 | 1999 | 1998 | 1994 | 1994 | 1998 | 1995 | 1996 | 1996 | 1992 | 1992 | 1993 | 1999 |
| HThw ab 1901 | 975 | | 971 | | 1033 | | 1023 | | 940 | | 944 | | 840 | | 881 | | 866 | | 892 | | 918 | | 940 | | 975 | | 971 | |

| | Abflussjahr (*) 2000 Jahr | Datum | Winter | Sommer | Kalenderjahr 2000 Jahr | Datum |
|---|---|---|---|---|---|---|
| NTnw | 264 | 20.09.2000 | 277 | 264 | 260 | 20.12.2000 |
| NThw | 545 | 11.10.2000 | 637 | 545 | 545 | 11.10.2000 |
| M | 349 743 | | 360 757 | 338 729 | 345 739 | |
| HTnw | 597 | 30.01.2000 | 597 | 452 | 597 | 30.01.2000 |
| HThw | 971 | 03.12.1999 | 971 | 822 | 965 | 30.01.2000 |
| | 1991/2000 (*) 10 Jahre | | | | 1991/2000 | |
| NTnw | 194 | 15.02.1994 | 194 | 227 | 194 | 15.02.1994 |
| NThw | 532 | 17.12.1997 | 532 | 545 | 532 | 17.12.1997 |
| MN | 236 562 | | 242 584 | 272 597 | 234 564 | |
| M | 345 735 | | 348 739 | 341 730 | 344 734 | |
| MH | 584 956 | | 552 945 | 490 869 | 584 954 | |
| HTnw | 641 | 21.02.1993 | 641 | 598 | 641 | 21.02.1993 |
| HThw | 1033 | 28.01.1994 | 1033 | 940 | 1033 | 28.01.1994 |

## Extremwerte **)

| | NTnw cm | NTnw Datum | NThw cm | NThw Datum | HTnw cm | HTnw Datum | HThw cm | HThw Datum |
|---|---|---|---|---|---|---|---|---|
| 1 | 172 | 15.03.1964 | 413 | 18.01.1912 | 754 | 17.02.1962 | 1033 | 28.01.1994 |
| 2 | 181 | 02.03.1987 | 415 | 18.11.1916 | 730 | 14.01.1916 | 1023 | 17.02.1962 |
| 3 | 194 | 15.02.1994 | 425 | 18.01.1912 | 702 | 17.02.1962 | 1014 | 03.01.1976 |
| 4 | 195 | 08.12.1959 | 428 | 30.12.1908 | 694 | 13.03.1906 | 1000 | 10.01.1995 |
| 5 | 197 | 15.02.1994 | 429 | 07.12.1959 | 694 | 07.01.1905 | 997 | 28.02.1990 |
| 6 | 198 | 10.02.1996 | 440 | 16.01.1905 | 691 | 23.12.1954 | 995 | 21.01.1976 |
| 7 | 200 | 25.01.1996 | 449 | 25.01.1937 | 690 | 10.10.1926 | 985 | 23.01.1993 |
| 8 | 201 | e 09.01.1970 | 450 | 26.01.1922 | 683 | 10.02.1949 | 980 | 27.02.1990 |
| 9 | 202 | 14.03.1964 | 451 | e 01.02.1950 | 682 | 06.01.1926 | 978 | 05.02.1999 |
| 10 | 203 | 26.01.1996 | 451 | 11.11.1941 | 682 | 05.01.1926 | 975 | 02.02.1983 |

## Häufigkeitstabelle (Unterschreitungstiden)

### Tideniedrigwasser

| cm a.P. | 1999 Nov | 1999 Dez | 2000 Jan | Feb | Mrz | Apr | Mai | Jun | Jul | Aug | Sep | Okt | Nov | Dez | Abflussjahr (*) 2000 Wi | So | Jahr | Kalenderjahr 2000 Jahr | 1991/2000 10 Jahre |
|---|---|---|---|---|---|---|---|---|---|---|---|---|---|---|---|---|---|---|---|
| 900 | | | | | | | | | | | | | | | | | | | |
| 880 | | | | | | | | | | | | | | | | | | | |
| 860 | | | | | | | | | | | | | | | | | | | |
| 840 | | | | | | | | | | | | | | | | | | | |
| 820 | | | | | | | | | | | | | | | | | | | |
| 800 | | | | | | | | | | | | | | | | | | | |
| 780 | | | | | | | | | | | | | | | | | | | |
| 760 | | | | | | | | | | | | | | | | | | | |
| 740 | | | | | | | | | | | | | | | | | | | |
| 720 | | | | | | | | | | | | | | | | | | | |
| 700 | | | | | | | | | | | | | | | | | | | |
| 680 | | | | | | | | | | | | | | | | | | | |
| 660 | | | | | | | | | | | | | | | | | | | 705.8 |
| 640 | | | | | | | | | | | | | | | | | | | 705.7 |
| 620 | | | | | | | | | | | | | | | | | | | 705.6 |
| 600 | | | 60 | | | | | | | | | | | | 352 | | 708 | 707 | 705.5 |
| 580 | | | 59 | | | | | | | | | | | | 351 | | 707 | 706 | 705.2 |
| 560 | | | 59 | | | | | | | | | | | | 351 | | 707 | 706 | 704.8 |
| 540 | | 60 | 59 | | | | | | | | | | | | 351 | | 707 | 706 | 704.5 |
| 520 | | 59 | 59 | | 60 | | | | | | | | | | 350 | | 706 | 706 | 704.0 |
| 500 | | 58 | 59 | | 59 | | | | | | | | | | 348 | | 704 | 705 | 702.6 |
| 480 | | 57 | 58 | 56 | 59 | | | | | | | | | | 346 | | 702 | 704 | 701.1 |
| 460 | 58 | 57 | 58 | 55 | 58 | | | | | | | 60 | | | 344 | 356 | 700 | 702 | 697.4 |
| 440 | 57 | 56 | 57 | 51 | 54 | | 60 | | | | | 59 | | 60 | 333 | 355 | 688 | 692 | 689.2 |
| 420 | 57 | 51 | 54 | 50 | 50 | | 58 | 58 | 60 | | 58 | 59 | | 59 | 320 | 353 | 673 | 681 | 677.1 |
| 400 | 55 | 48 | 52 | 41 | 43 | | 58 | 57 | 59 | 60 | 56 | 58 | | 58 | 297 | 348 | 645 | 657 | 654.6 |
| 380 | 49 | 36 | 46 | 35 | 35 | 58 | 57 | 54 | 57 | 59 | 54 | 48 | 57 | 54 | 259 | 329 | 588 | 614 | 611.1 |
| 360 | 44 | 18 | 35 | 22 | 24 | 57 | 55 | 48 | 52 | 55 | 50 | 44 | 52 | 41 | 200 | 304 | 504 | 535 | 529.5 |
| 340 | 31 | 11 | 24 | 11 | 6 | 46 | 50 | 33 | 25 | 34 | 35 | 33 | 43 | 24 | 129 | 210 | 339 | 364 | 364.4 |
| 320 | 10 | 6 | 3 | 2 | 2 | 24 | 20 | 18 | 5 | 4 | 13 | 12 | 15 | 5 | 47 | 72 | 119 | 123 | 143.3 |
| 300 | | 4 | | | | 2 | 2 | 4 | | | 4 | | 2 | 3 | 6 | 10 | 16 | 17 | 36.0 |
| 280 | | 1 | | | | | | | | | 1 | | | 2 | 1 | 1 | 2 | 3 | 12.7 |
| 260 | | | | | | | | | | | | | | | | | | | 6.1 |
| 240 | | | | | | | | | | | | | | | | | | | 3.1 |
| 220 | | | | | | | | | | | | | | | | | | | 1.0 |
| 200 | | | | | | | | | | | | | | | | | | | 0.3 |
| 180 | | | | | | | | | | | | | | | | | | | |
| 160 | | | | | | | | | | | | | | | | | | | |
| 140 | | | | | | | | | | | | | | | | | | | |
| 120 | | | | | | | | | | | | | | | | | | | |
| 100 | | | | | | | | | | | | | | | | | | | |
| 80 | | | | | | | | | | | | | | | | | | | |
| 60 | | | | | | | | | | | | | | | | | | | |
| 40 | | | | | | | | | | | | | | | | | | | |
| 20 | | | | | | | | | | | | | | | | | | | |

### Tidehochwasser

| cm a.P. | 1999 Nov | 1999 Dez | 2000 Jan | Feb | Mrz | Apr | Mai | Jun | Jul | Aug | Sep | Okt | Nov | Dez | Abflussjahr (*) 2000 Wi | So | Jahr | Kalenderjahr 2000 Jahr | 1991/2000 10 Jahre |
|---|---|---|---|---|---|---|---|---|---|---|---|---|---|---|---|---|---|---|---|
| 1200 | | | | | | | | | | | | | | | | | | | |
| 1180 | | | | | | | | | | | | | | | | | | | |
| 1160 | | | | | | | | | | | | | | | | | | | |
| 1140 | | | | | | | | | | | | | | | | | | | |
| 1120 | | | | | | | | | | | | | | | | | | | |
| 1100 | | | | | | | | | | | | | | | | | | | |
| 1080 | | | | | | | | | | | | | | | | | | | |
| 1060 | | | | | | | | | | | | | | | | | | | |
| 1040 | | | | | | | | | | | | | | | | | | | 705.9 |
| 1020 | | | | | | | | | | | | | | | | | | | 705.8 |
| 1000 | | | | | | | | | | | | | | | | | | | 705.7 |
| 980 | | 60 | 60 | | | | | | | | | | | | 351 | | 707 | 707 | 705.6 |
| 960 | | 59 | 59 | | | | | | | | | | | | 349 | | 705 | 706 | 704.8 |
| 940 | | 59 | 59 | 56 | | | | | | | | | | | 349 | | 705 | 706 | 704.5 |
| 920 | | 59 | 59 | 55 | | | | | | | | | | 60 | 348 | | 704 | 705 | 703.3 |
| 900 | | 59 | 59 | 54 | 60 | | | | | | | | | 58 | 347 | | 703 | 702 | 702.0 |
| 880 | | 57 | 59 | 54 | 58 | | | | | | | | | 57 | 343 | | 699 | 699 | 698.4 |
| 860 | | 56 | 58 | 53 | 56 | | | | | | | | | 56 | 338 | | 694 | 694 | 694.9 |
| 840 | | 53 | 58 | 52 | 54 | 57 | | | | | | 60 | | 55 | 332 | 356 | 688 | 690 | 689.0 |
| 820 | 58 | 48 | 55 | 49 | 50 | 56 | | | 60 | | 58 | 59 | | 54 | 316 | 355 | 671 | 677 | 678.6 |
| 800 | 57 | 43 | 50 | 43 | 45 | 56 | | 58 | 59 | 60 | 57 | 58 | | 52 | 294 | 352 | 646 | 656 | 657.0 |
| 780 | 55 | 34 | 44 | 35 | 33 | 52 | 60 | 57 | 55 | 59 | 55 | 57 | 58 | 50 | 253 | 343 | 596 | 615 | 613.3 |
| 760 | 52 | 29 | 35 | 23 | 25 | 45 | 55 | 49 | 51 | 51 | 52 | 52 | 56 | 43 | 209 | 310 | 519 | 537 | 545.0 |
| 740 | 33 | 15 | 24 | 14 | 12 | 27 | 37 | 24 | 22 | 34 | 41 | 39 | 44 | 30 | 125 | 197 | 322 | 348 | 405.0 |
| 720 | 26 | 8 | 8 | 5 | 9 | 12 | 12 | 10 | 10 | 18 | 28 | 31 | 31 | 23 | 68 | 109 | 177 | 197 | 245.7 |
| 700 | 13 | 3 | 3 | 1 | 7 | 6 | 6 | 2 | 3 | 6 | 18 | 22 | 18 | 12 | 33 | 57 | 90 | 104 | 127.5 |
| 680 | 7 | 2 | | 1 | 4 | 2 | 4 | 1 | | 2 | 8 | 15 | 10 | 7 | 16 | 30 | 46 | 54 | 60.6 |
| 660 | 2 | 1 | | | 3 | 1 | 1 | | | | 5 | 7 | 4 | 6 | 7 | 13 | 20 | 27 | 30.4 |
| 640 | | 1 | | | | | | | | | 3 | 4 | 2 | 3 | 1 | 7 | 8 | 12 | 17.4 |
| 620 | | | | | | | | | | | 1 | 2 | 2 | 1 | | 3 | 3 | 6 | 10.3 |
| 600 | | | | | | | | | | | 1 | 2 | 1 | 1 | | 3 | 3 | 5 | 4.4 |
| 580 | | | | | | | | | | | | 1 | | | | 1 | 1 | 1 | 1.7 |
| 560 | | | | | | | | | | | | 1 | | | | 1 | 1 | 1 | 0.5 |
| 540 | | | | | | | | | | | | | | | | | | | 0.1 |
| 520 | | | | | | | | | | | | | | | | | | | |
| 500 | | | | | | | | | | | | | | | | | | | |
| 480 | | | | | | | | | | | | | | | | | | | |
| 460 | | | | | | | | | | | | | | | | | | | |
| 440 | | | | | | | | | | | | | | | | | | | |
| 420 | | | | | | | | | | | | | | | | | | | |
| 400 | | | | | | | | | | | | | | | | | | | |
| 380 | | | | | | | | | | | | | | | | | | | |
| 360 | | | | | | | | | | | | | | | | | | | |
| 340 | | | | | | | | | | | | | | | | | | | |
| 320 | | | | | | | | | | | | | | | | | | | |

(*) Abflußjahr: 1.11. des Vorjahres bis 31.10.

**) Extremwerte ab 1901

e = Wert ist ergänzt

eisfrei

PNP : NN - 5.00 m

W Tide
cm

Pegel : Vegesack
Gewässer : Weser
Gebiet : Unterweser

Nr.49500100

| Tag | 1999 November Tnw Zeit | cm | Thw Zeit | cm | Dezember Tnw Zeit | cm | Thw Zeit | cm | 2000 Januar Tnw Zeit | cm | Thw Zeit | cm | Februar Tnw Zeit | cm | Thw Zeit | cm | März Tnw Zeit | cm | Thw Zeit | cm | April Tnw Zeit | cm | Thw Zeit | cm | Mai Tnw Zeit | cm | Thw Zeit | cm | Tag |
|---|---|---|---|---|---|---|---|---|---|---|---|---|---|---|---|---|---|---|---|---|---|---|---|---|---|---|---|---|---|
| 1. | 2.22 | 388 | 7.47 | 765 | 2.26 | 435 | 8.11 | 874 | 4.13 | 348 | 10.11 | 725 | 5.50 | 413 | 10.53 | 712 | 3.51 | 431 | 9.55 | 737 | 6.50 | 334 | - | - | 7.13 | 326 | 0.17 | 736 | 1. |
| | 14.59 | 354 | 20.51 | 677 | 15.13 | 498 | 20.35 | 840 | 17.13 | 365 | 22.59 | 735 | 18.21 | 380 | 23.47 | 750 | 17.11 | 451 | 22.53 | 805 | 19.21 | 340 | 12.31 | 736 | 19.38 | 335 | 12.58 | 724 | |
| 2. | 2.57 | 373 | 8.32 | 763 | 4.33 | 422 | 10.23 | 843 | 5.33 | 364 | 11.09 | 724 | 7.10 | 394 | - | - | 6.18 | 438 | 11.24 | 740 | 7.57 | 320 | 0.50 | 746 | 8.07 | 321 | 1.11 | 744 | 2. |
| | 16.01 | 383 | 21.54 | 757 | 16.50 | 437 | 22.18 | 794 | 18.08 | 368 | 23.50 | 730 | 19.14 | 454 | 12.17 | 786 | 18.51 | 369 | - | - | 20.19 | 322 | 13.25 | 724 | 20.30 | 328 | 13.49 | 726 | |
| 3. | 4.45 | 409 | 10.21 | 750 | 4.41 | 446 | 10.15 | 746 | 6.41 | 365 | - | - | 8.09 | 449 | 0.34 | 841 | 6.49 | 411 | 0.01 | 684 | 8.49 | 310 | 1.42 | 744 | 9.01 | 316 | 2.00 | 749 | 3. |
| | 17.40 | 357 | 23.27 | 686 | 16.37 | 431 | 22.29 | 971 | 19.43 | 343 | 12.23 | 734 | 20.37 | 374 | 12.58 | 807 | 20.46 | 513 | 13.11 | 792 | 21.02 | 320 | 14.15 | 726 | 21.23 | 319 | 14.37 | 739 | |
| 4. | 6.07 | 352 | 11.52 | 719 | 5.38 | 521 | 10.48 | 888 | 7.40 | 421 | 1.23 | 743 | 8.58 | 345 | 1.45 | 743 | 8.28 | 467 | 0.33 | 867 | 9.24 | 323 | 2.26 | 765 | 9.45 | 311 | 2.48 | 753 | 4. |
| | 18.56 | 335 | - | - | 18.54 | 384 | - | - | 20.34 | 355 | 12.59 | 815 | 21.18 | 386 | 14.21 | 762 | 20.59 | 441 | 13.31 | 843 | 21.26 | 341 | 14.44 | 757 | 22.06 | 310 | 15.16 | 738 | |
| 5. | 7.20 | 335 | 0.40 | 691 | 7.24 | 363 | 0.29 | 755 | 9.08 | 385 | 2.21 | 759 | 9.53 | 381 | 2.32 | 797 | 9.39 | 402 | 2.09 | 843 | 10.13 | 351 | 3.08 | 823 | 10.32 | 304 | 3.32 | 750 | 5. |
| | 19.54 | 312 | 12.58 | 693 | 20.13 | 343 | 12.51 | 835 | 21.00 | 366 | 13.59 | 755 | 21.58 | 361 | 14.49 | 758 | 21.46 | 368 | 14.32 | 772 | 22.30 | 337 | 15.29 | 793 | 22.49 | 300 | 15.56 | 739 | |
| 6. | 7.56 | 348 | 1.40 | 657 | 8.21 | 322 | 1.34 | 741 | 9.24 | 330 | 2.07 | 725 | 10.29 | 352 | 3.15 | 771 | 9.54 | 370 | 2.49 | 776 | 10.53 | 315 | 3.44 | 784 | 11.09 | 301 | 4.16 | 744 | 6. |
| | 20.09 | 387 | 13.51 | 747 | 20.34 | 374 | 13.57 | 752 | 21.33 | 363 | 14.48 | 711 | 22.37 | 351 | 15.46 | 757 | 22.15 | 393 | 14.52 | 789 | 23.12 | 313 | 16.15 | 770 | 23.33 | 296 | 16.41 | 735 | |
| 7. | 8.52 | 410 | 2.02 | 790 | 9.05 | 395 | 1.49 | 802 | 10.01 | 375 | 2.44 | 797 | 10.53 | 364 | 3.51 | 779 | 10.45 | 391 | 3.20 | 823 | 11.34 | 320 | 4.24 | 799 | 11.51 | 301 | 5.02 | 738 | 7. |
| | 21.30 | 345 | 14.20 | 784 | 21.19 | 388 | 14.15 | 812 | 22.11 | 343 | 15.04 | 746 | 23.04 | 375 | 16.00 | 759 | 23.09 | 395 | 15.53 | 821 | 23.54 | 305 | 16.55 | 768 | - | - | 17.21 | 738 | |
| 8. | 9.42 | 328 | 2.55 | 735 | 9.44 | 398 | 2.33 | 827 | 10.30 | 363 | 3.34 | 738 | 11.54 | 385 | 4.04 | 830 | 11.04 | 375 | 4.00 | 796 | - | - | 5.14 | 767 | 0.15 | 297 | 5.47 | 729 | 8. |
| | 22.00 | 327 | 15.13 | 748 | 21.54 | 343 | 14.38 | 786 | 22.46 | 380 | 15.52 | 762 | 22.56 | 418 | 16.28 | 749 | 23.19 | 410 | 16.05 | 808 | 12.11 | 305 | 17.32 | 768 | 12.33 | 307 | 18.03 | 736 | |
| 9. | 10.20 | 334 | 3.31 | 745 | 10.09 | 362 | 3.20 | 754 | 11.16 | 385 | 3.57 | 829 | - | - | 4.21 | 915 | 11.47 | 447 | 4.22 | 887 | 0.30 | 309 | 5.48 | 761 | 0.55 | 302 | 6.34 | 724 | 9. |
| | 22.32 | 337 | 15.50 | 745 | 22.16 | 376 | 15.25 | 751 | 23.27 | 363 | 16.25 | 784 | 12.10 | 476 | 16.21 | 937 | - | - | 16.13 | 814 | 12.44 | 308 | 18.08 | 739 | 13.12 | 315 | 18.43 | 743 | |
| 10. | 10.50 | 333 | 4.03 | 736 | 10.34 | 402 | 3.35 | 780 | 11.55 | 336 | 4.45 | 781 | 0.34 | 414 | 5.15 | 809 | 0.06 | 384 | 5.03 | 831 | 1.05 | 298 | 6.39 | 735 | 1.40 | 309 | 7.21 | 722 | 10. |
| | 23.00 | 322 | 16.18 | 712 | 23.10 | 367 | 15.47 | 797 | 23.58 | 324 | 17.12 | 718 | 12.56 | 333 | 18.11 | 724 | 12.40 | 367 | 17.30 | 750 | 13.21 | 317 | 18.54 | 740 | 13.56 | 330 | 19.33 | 745 | |
| 11. | 11.20 | 318 | 4.37 | 711 | 11.29 | 322 | 4.15 | 773 | - | - | 5.22 | 737 | 0.58 | 370 | 6.21 | 863 | 0.48 | 344 | 6.14 | 813 | 1.41 | 309 | 7.26 | 731 | 2.31 | 321 | 8.17 | 705 | 11. |
| | 23.29 | 314 | 16.54 | 704 | 23.06 | 330 | 16.45 | 701 | 12.22 | 337 | 17.35 | 720 | 13.26 | 416 | 18.16 | 806 | 13.08 | 418 | 17.48 | 881 | 14.03 | 321 | 19.37 | 738 | 14.52 | 337 | 20.35 | 726 | |
| 12. | 11.46 | 319 | 5.06 | 711 | 12.00 | 366 | 4.45 | 800 | 0.28 | 339 | 5.52 | 746 | 1.35 | 361 | 6.37 | 762 | 1.28 | 411 | 6.14 | 797 | 2.33 | 316 | 8.01 | 699 | 3.33 | 314 | 9.18 | 668 | 12. |
| | 23.56 | 318 | 17.21 | 703 | 23.39 | 393 | 17.12 | 760 | 13.00 | 339 | 18.19 | 702 | 13.51 | 334 | 19.20 | 726 | 13.46 | 373 | 18.50 | 752 | 14.43 | 319 | 20.25 | 728 | 15.51 | 322 | 21.46 | 706 | |
| 13. | - | - | 5.32 | 714 | - | - | 5.19 | 826 | 1.02 | 353 | 6.24 | 742 | 1.59 | 402 | 7.09 | 838 | 2.00 | 371 | 7.11 | 765 | 3.29 | 322 | 9.15 | 680 | 4.49 | 307 | 10.52 | 678 | 13. |
| | 12.14 | 327 | 17.53 | 706 | 12.42 | 380 | 17.48 | 741 | 13.36 | 349 | 18.42 | 697 | 14.46 | 411 | 19.48 | 821 | 14.21 | 381 | 19.20 | 757 | 15.53 | 345 | 21.39 | 712 | 17.18 | 331 | 23.09 | 726 | |
| 14. | 0.16 | 345 | 6.10 | 755 | 0.44 | 355 | 6.04 | 736 | 1.37 | 339 | 7.05 | 723 | 2.56 | 400 | 7.53 | 792 | 2.39 | 385 | 8.03 | 777 | 4.45 | 328 | 10.40 | 727 | 6.15 | 315 | - | - | 14. |
| | 12.56 | 350 | 18.30 | 694 | 12.55 | 373 | 18.14 | 732 | 14.08 | 332 | 19.40 | 693 | 15.34 | 352 | 20.47 | 710 | 15.10 | 403 | 20.56 | 824 | 17.37 | 352 | 23.14 | 758 | 18.44 | 327 | 12.07 | 705 | |
| 15. | 0.54 | 348 | 6.33 | 704 | 1.06 | 378 | 6.34 | 768 | 2.18 | 332 | 8.06 | 726 | 3.49 | 334 | 9.31 | 775 | 3.53 | 451 | 9.03 | 861 | 6.35 | 323 | - | - | 7.27 | 311 | 0.26 | 733 | 15. |
| | 13.15 | 335 | 18.58 | 678 | 13.46 | 382 | 19.08 | 735 | 15.01 | 326 | 20.44 | 682 | 16.32 | 407 | 21.43 | 769 | 16.47 | 432 | 22.20 | 801 | 19.04 | 323 | 12.13 | 725 | 19.47 | 323 | 13.18 | 719 | |
| 16. | 1.19 | 341 | 7.09 | 711 | 1.53 | 380 | 7.37 | 739 | 3.09 | 334 | 9.14 | 731 | 5.25 | 351 | 11.05 | 743 | 5.27 | 429 | 10.36 | 776 | 7.39 | 316 | 0.47 | 736 | 8.21 | 316 | 1.23 | 743 | 16. |
| | 13.56 | 351 | 19.30 | 655 | 14.29 | 364 | 20.06 | 712 | 15.58 | 348 | 21.55 | 728 | 18.10 | 451 | 23.03 | 781 | 17.56 | 394 | 23.30 | 768 | 20.14 | 340 | 13.28 | 745 | 20.43 | 321 | 13.56 | 734 | |
| 17. | 1.47 | 365 | 8.05 | 726 | 2.43 | 377 | 8.18 | 755 | 4.28 | 386 | 10.25 | 803 | 6.43 | 384 | - | - | 6.46 | 400 | - | - | 8.50 | 304 | 1.30 | 754 | 9.02 | 327 | 2.14 | 763 | 17. |
| | 14.50 | 387 | 20.54 | 736 | 14.44 | 434 | 20.20 | 755 | 17.17 | 405 | 23.05 | 804 | 19.35 | 374 | 12.05 | 788 | 19.24 | 389 | 12.07 | 785 | 21.13 | 332 | 14.30 | 743 | 21.25 | 357 | 14.42 | 770 | |
| 18. | 3.10 | 451 | 9.01 | 747 | 2.36 | 500 | 8.47 | 845 | 5.39 | 432 | 11.42 | 863 | 8.19 | 336 | 0.49 | 772 | 8.12 | 369 | 0.44 | 787 | 9.32 | 315 | 2.27 | 754 | 9.41 | 328 | 2.45 | 749 | 18. |
| | 16.14 | 386 | 22.11 | 701 | 16.51 | 410 | 22.19 | 759 | 18.58 | 391 | - | - | 20.15 | 339 | 13.26 | 706 | 20.44 | 377 | 13.30 | 795 | 21.53 | 310 | 15.00 | 734 | 21.59 | 333 | 15.14 | 733 | |
| 19. | 5.01 | 382 | 10.37 | 687 | 5.30 | 382 | 10.59 | 781 | 7.05 | 351 | 0.12 | 762 | 9.15 | 345 | 1.48 | 777 | 9.07 | 346 | 1.34 | 753 | 10.15 | 304 | 3.13 | 752 | 10.20 | 327 | 3.24 | 759 | 19. |
| | 17.17 | 365 | 23.20 | 665 | 18.05 | 394 | 23.40 | 780 | 19.50 | 324 | 12.48 | 748 | 21.30 | 370 | 14.27 | 788 | 21.32 | 353 | 14.28 | 758 | 22.32 | 306 | 15.43 | 747 | 22.41 | 325 | 15.51 | 757 | |
| 20. | 6.03 | 338 | - | - | 6.07 | 409 | 11.57 | 789 | 8.25 | 331 | 1.34 | 747 | 10.19 | 349 | 2.57 | 803 | 10.05 | 350 | 2.48 | 798 | 10.55 | 302 | 3.53 | 759 | 10.55 | 333 | 4.06 | 759 | 20. |
| | 18.42 | 314 | 12.02 | 660 | 19.16 | 350 | - | - | 20.56 | 355 | 13.56 | 792 | 22.36 | 336 | 15.38 | 755 | 22.23 | 358 | 15.17 | 782 | 23.11 | 299 | 16.21 | 740 | 23.19 | 326 | 16.26 | 760 | |
| 21. | 7.19 | 332 | 0.51 | 685 | 7.45 | 320 | 0.46 | 737 | 9.37 | 388 | 2.34 | 836 | 11.10 | 317 | 3.49 | 768 | 10.51 | 342 | 3.23 | 798 | 11.24 | 306 | 4.33 | 738 | 11.28 | 322 | 4.39 | 741 | 21. |
| | 19.52 | 320 | 13.04 | 729 | 20.12 | 313 | 13.14 | 744 | 21.51 | 338 | 14.50 | 780 | 23.21 | 321 | 16.27 | 733 | 23.03 | 342 | 15.56 | 754 | 23.40 | 325 | 16.49 | 781 | 23.45 | 318 | 16.53 | 743 | |
| 22. | 8.15 | 326 | 1.34 | 719 | 8.37 | 307 | 1.38 | 702 | 10.23 | 335 | 3.19 | 777 | 11.47 | 338 | 4.35 | 766 | 11.29 | 348 | 4.00 | 791 | 11.55 | 316 | 4.57 | 755 | 11.57 | 336 | 5.14 | 737 | 22. |
| | 20.47 | 322 | 13.53 | 751 | 21.21 | 282 | 14.00 | 722 | 22.47 | 346 | 15.49 | 776 | - | - | 17.03 | 774 | 23.39 | 349 | 16.32 | 772 | - | - | 17.17 | 744 | - | - | 17.26 | 754 | |
| 23. | 9.11 | 342 | 2.29 | 736 | 9.32 | 277 | 2.35 | 637 | 11.19 | 327 | 3.44 | 807 | 0.06 | 342 | 5.13 | 782 | - | - | 4.36 | 796 | 0.04 | 317 | 5.31 | 756 | 0.20 | 331 | 5.46 | 724 | 23. |
| | 21.37 | 329 | 14.38 | 772 | 22.03 | 334 | 15.22 | 743 | 23.34 | 322 | 16.42 | 749 | 12.31 | 328 | 17.39 | 729 | 12.03 | 347 | 17.07 | 757 | 12.21 | 328 | 17.45 | 765 | 12.25 | 326 | 17.57 | 726 | |
| 24. | 10.04 | 317 | 3.10 | 745 | 10.42 | 290 | 3.12 | 749 | - | - | 4.58 | 776 | 0.44 | 310 | 5.58 | 736 | 0.15 | 336 | 5.13 | 731 | 0.36 | 328 | 6.02 | 747 | 0.47 | 323 | 6.09 | 702 | 24. |
| | 22.24 | 318 | 15.33 | 747 | 22.52 | 292 | 16.02 | 672 | 12.10 | 312 | 17.34 | 740 | 12.46 | 347 | 18.14 | 800 | 12.38 | 309 | 17.46 | 700 | 12.45 | 343 | 18.10 | 750 | 12.38 | 351 | 18.17 | 771 | |
| 25. | 10.45 | 327 | 4.00 | 751 | 11.01 | 360 | 4.17 | 701 | 0.22 | 317 | 5.41 | 761 | 1.16 | 370 | 6.21 | 799 | 0.40 | 312 | 5.55 | 747 | 1.07 | 323 | 6.33 | 714 | 1.24 | 344 | 6.48 | 687 | 25. |
| | 23.11 | 329 | 16.17 | 757 | 23.45 | 398 | 16.37 | 831 | 12.50 | 311 | 18.14 | 734 | 13.24 | 374 | 18.45 | 805 | 12.55 | 339 | 18.03 | 756 | 13.11 | 325 | 18.44 | 721 | 13.16 | 322 | 19.17 | 776 | |
| 26. | 11.41 | 318 | 4.41 | 757 | - | - | 4.33 | 880 | 0.58 | 324 | 6.21 | 770 | 1.51 | 375 | 6.54 | 776 | 1.06 | 346 | 6.15 | 759 | 1.36 | 320 | 7.03 | 690 | 2.07 | 362 | 7.20 | 713 | 26. |
| | 23.53 | 320 | 17.11 | 731 | 12.12 | 353 | 17.31 | 803 | 13.24 | 330 | 18.57 | 746 | 13.54 | 361 | 19.08 | 735 | 13.14 | 359 | 18.37 | 760 | 13.44 | 324 | 19.25 | 704 | 14.00 | 353 | 19.34 | 720 | |
| 27. | - | - | 5.22 | 742 | 0.20 | 388 | 5.37 | 820 | 1.38 | 335 | 6.58 | 761 | 2.07 | 351 | 7.17 | 728 | 1.27 | 356 | 6.47 | 748 | 2.12 | 333 | 7.46 | 678 | 2.49 | 320 | 8.50 | 659 | 27. |
| | 12.12 | 345 | 17.48 | 817 | 12.51 | 365 | 18.01 | 795 | 13.57 | 337 | 19.26 | 732 | 14.34 | 341 | 19.40 | 670 | 13.41 | 364 | 18.53 | 726 | 14.17 | 341 | 19.59 | 683 | 14.18 | 439 | 20.10 | 730 | |
| 28. | 0.49 | 377 | 5.51 | 756 | 1.19 | 366 | 6.27 | 805 | 2.08 | 355 | 7.39 | 778 | 2.28 | 372 | 7.54 | 735 | 2.00 | 345 | 7.24 | 685 | 3.04 | 310 | 8.59 | 652 | 3.41 | 371 | 9.13 | 661 | 28. |
| | 13.09 | 306 | 18.49 | 663 | 13.40 | 363 | 19.04 | 768 | 14.34 | 364 | 19.50 | 719 | 14.30 | 450 | 19.57 | 744 | 14.06 | 349 | 19.19 | 668 | 15.12 | 351 | 21.28 | 712 | 16.12 | 327 | 22.21 | 688 | |
| 29. | 1.01 | 331 | 6.48 | 759 | 1.55 | 378 | 7.15 | 790 | 2.38 | 376 | 7.52 | 721 | 3.16 | 420 | 8.32 | 731 | 2.19 | 326 | 8.07 | 643 | 4.28 | 345 | 10.23 | 700 | 5.06 | 434 | 10.22 | 737 | 29. |
| | 14.13 | 342 | 19.34 | 740 | 14.28 | 364 | 19.51 | 738 | 14.07 | 452 | 19.52 | 829 | 15.50 | 400 | 21.15 | 701 | 14.32 | 348 | 20.33 | 651 | 16.56 | 368 | 22.53 | 730 | 17.18 | 386 | 22.58 | 757 | |
| 30. | 2.11 | 365 | 7.42 | 745 | 2.38 | 370 | 8.05 | 771 | 2.04 | 597 | 7.42 | 965 | | | | | 3.17 | 337 | 9.31 | 644 | 6.04 | 336 | 11.50 | 710 | 6.16 | 345 | 11.53 | 720 | 30. |
| | 14.44 | 331 | 20.39 | 713 | 15.11 | 370 | 20.29 | 705 | 16.55 | 481 | 21.10 | 711 | | | | | 15.57 | 361 | 22.18 | 697 | 18.32 | 341 | - | - | 18.46 | 336 | - | - | |
| 31. | | | | | 3.25 | 358 | 8.58 | 744 | 3.13 | 414 | 10.16 | 817 | | | | | 5.11 | 342 | 11.11 | 710 | | | | | 7.21 | 324 | 0.21 | 749 | 31. |
| | | | | | 16.10 | 359 | 21.23 | 698 | 17.30 | 435 | 22.26 | 787 | | | | | 17.59 | 353 | 23.42 | 741 | | | | | 19.53 | 329 | 13.03 | 741 | |
| Mittel | | 345 | | 726 | | 375 | | 773 | | 362 | | 759 | | 374 | | 773 | | 379 | | 771 | | 323 | | 739 | | 329 | | 731 | Mittel |

| | MTnw (cm) | MThw (cm) |
|---|---|---|
| Winter | 360 | 757 |

Winterhalbjahr: 1.11. bis 30.4.

eisfrei

BfG Koblenz

PNP : NN - 5.00 m

W Tide
cm

Pegel : Vegesack Nr.49500100
Gewässer : Weser
Gebiet : Unterweser

2000

| Tag | Juni Tnw Zeit | Juni Tnw cm | Juni Thw Zeit | Juni Thw cm | Juli Tnw Zeit | Juli Tnw cm | Juli Thw Zeit | Juli Thw cm | August Tnw Zeit | August Tnw cm | August Thw Zeit | August Thw cm | September Tnw Zeit | September Tnw cm | September Thw Zeit | September Thw cm | Oktober Tnw Zeit | Oktober Tnw cm | Oktober Thw Zeit | Oktober Thw cm | November Tnw Zeit | November Tnw cm | November Thw Zeit | November Thw cm | Dezember Tnw Zeit | Dezember Tnw cm | Dezember Thw Zeit | Dezember Thw cm | Tag |
|---|---|---|---|---|---|---|---|---|---|---|---|---|---|---|---|---|---|---|---|---|---|---|---|---|---|---|---|---|---|
| 1. | 8.23 | 306 | 1.20 | 748 | 8.46 | 335 | 1.47 | ● 757 | 10.23 | 321 | 3.36 | 732 | 11.42 | 312 | 5.03 | 719 | 11.56 | 328 | 5.08 | 750 | 23.48 | * 379 | 5.12 | 763 | 0.05 | 345 | 5.34 | 760 | 1. |
| | 20.38 | 311 | 14.00 | 713 | 21.16 | 322 | 14.18 | 742 | 23.01 | 315 | 15.54 | 760 | - | - | 17.13 | 754 | - | - | 17.21 | 760 | 12.25 | 338 | 17.50 | 724 | 12.38 | 332 | 18.00 | 682 | |
| 2. | 9.09 | 315 | 2.04 | ● 750 | 9.42 | 318 | 2.52 | 747 | 11.16 | 330 | 4.32 | 745 | 0.01 | 322 | 5.37 | 749 | 0.11 | 331 | 5.43 | 744 | 0.27 | 351 | 5.55 | 753 | 0.28 | 334 | 6.17 | 749 | 2. |
| | 21.39 | 325 | 14.42 | 757 | 22.17 | 308 | 15.18 | 747 | 23.46 | 327 | 16.41 | 780 | 12.17 | 339 | 17.45 | 791 | 12.24 | 335 | 17.54 | 747 | 12.56 | 349 | 18.05 | 700 | 13.02 | 369 | 18.14 | 712 | |
| 3. | 10.05 | 316 | 3.01 | 785 | 10.33 | 322 | 3.48 | 742 | - | - | 5.14 | 743 | 0.43 | 351 | 6.03 | 795 | 0.38 | 341 | 6.06 | 745 | 0.31 | 323 | 6.08 | 738 | 1.12 | 346 | 6.48 | 719 | 3. |
| | 22.28 | 298 | 15.32 | 745 | 23.06 | 311 | 16.06 | 756 | 12.03 | 329 | 17.25 | 775 | 12.56 | 377 | 18.15 | 803 | 12.55 | 343 | 18.21 | 732 | 13.05 | 364 | 18.21 | 692 | 13.33 | 350 | 19.17 | 742 | |
| 4. | 10.50 | 293 | 3.58 | 735 | 11.25 | 325 | 4.39 | 753 | 0.36 | 321 | 6.04 | 743 | 1.25 | 352 | 6.45 | 733 | 1.14 | 326 | 6.38 | 666 | 1.02 | 378 | 6.36 | 724 | 1.52 | 381 | 7.18 | 728 | 4. |
| | 23.18 | 302 | 16.26 | 743 | 23.58 | 315 | 16.52 | 770 | 12.47 | 330 | 18.13 | 771 | 13.27 | 340 | 19.03 | 745 | 13.11 | 323 | 18.51 | 687 | 13.48 | 364 | 19.26 | 699 | 14.28 | 345 | 19.53 | 632 | |
| 5. | 11.38 | 310 | 4.46 | 747 | - | - | 5.30 | 747 | 1.16 | 322 | 6.49 | 733 | 1.45 | 340 | 7.19 | 723 | 1.21 | 351 | 6.58 | 718 | 2.04 | 367 | 7.54 | 710 | 2.15 | 368 | 8.07 | 687 | 5. |
| | - | - | 17.02 | 753 | 12.11 | 333 | 17.50 | 782 | 13.26 | 333 | 18.52 | 759 | 14.02 | 341 | 19.33 | 724 | 13.42 | 354 | 19.24 | 699 | 14.51 | 361 | 20.32 | 667 | 15.15 | 356 | 20.58 | 658 | |
| 6. | 0.04 | 308 | 5.43 | 753 | 0.48 | 329 | 6.23 | 752 | 1.54 | 324 | 7.29 | 719 | 2.13 | 348 | 7.45 | 698 | 1.46 | 383 | 7.37 | 718 | 3.15 | 356 | 8.37 | 613 | 3.31 | 361 | 9.29 | 702 | 6. |
| | 12.22 | 331 | 17.53 | 778 | 13.02 | 347 | 18.24 | 790 | 14.03 | 333 | 19.39 | 759 | 14.32 | 342 | 20.28 | 695 | 14.08 | 416 | 19.57 | 705 | 15.28 | 314 | 21.34 | 597 | 16.25 | 372 | 22.04 | 700 | |
| 7. | 0.56 | 323 | 6.28 | 748 | 1.39 | 331 | 7.07 | 729 | 2.28 | 346 | 8.03 | 734 | 2.56 | 387 | 8.45 | 742 | 2.48 | 387 | 8.38 | 679 | 4.22 | 338 | 10.39 | 691 | 5.02 | 358 | 10.45 | 728 | 7. |
| | 13.10 | 344 | 18.36 | 779 | 13.42 | 339 | 19.18 | 759 | 14.42 | 352 | 20.19 | 741 | 15.30 | 400 | 20.54 | 697 | 15.37 | 353 | 21.34 | 648 | 17.56 | 330 | 23.38 | 672 | 18.01 | 347 | 23.40 | 694 | |
| 8. | 1.49 | 323 | 7.16 | 724 | 2.14 | 335 | 7.59 | 729 | 3.10 | 344 | 8.44 | 703 | 3.48 | 366 | 9.45 | 690 | 4.05 | 362 | 10.00 | 659 | 6.17 | 335 | - | - | 6.23 | 341 | 12.18 | 723 | 8. |
| | 13.56 | 328 | 19.26 | 736 | 14.30 | 353 | 20.00 | 759 | 15.20 | 344 | 21.06 | 722 | 16.09 | 411 | 22.04 | 726 | 17.03 | 331 | 23.21 | 660 | 18.58 | 321 | 12.03 | 695 | 18.31 | 396 | 23.44 | 716 | |
| 9. | 2.35 | 297 | 8.12 | 664 | 3.02 | 338 | 8.37 | 700 | 3.52 | 351 | 9.34 | 701 | 5.20 | 388 | 11.05 | 702 | 5.40 | 395 | 11.26 | 724 | 7.12 | 335 | 0.37 | 667 | 7.18 | 332 | - | - | 9. |
| | 14.38 | 308 | 20.32 | 742 | 15.15 | 339 | 20.54 | 724 | 16.14 | 342 | 22.02 | 694 | 18.00 | 375 | 23.58 | 710 | 18.46 | 346 | - | - | 19.42 | 337 | 12.55 | 707 | 19.49 | 331 | 12.53 | 704 | |
| 10. | 3.24 | 327 | 9.12 | 721 | 3.54 | 340 | 9.32 | 688 | 4.51 | 335 | 10.52 | 693 | 6.46 | 368 | - | - | 7.18 | 329 | 0.26 | 660 | 8.08 | 349 | 1.22 | 717 | 8.17 | 335 | 1.31 | 687 | 10. |
| | 15.46 | 355 | 21.30 | 748 | 15.51 | 370 | 21.38 | 748 | 17.19 | 366 | 23.14 | 721 | 19.28 | 353 | 12.33 | 721 | 18.26 | 352 | 12.14 | 580 | 20.42 | 338 | 13.39 | 757 | 20.28 | 344 | 13.39 | 705 | |
| 11. | 4.36 | 334 | 10.21 | 701 | 4.44 | 362 | 10.24 | 705 | 6.06 | 375 | 11.48 | 725 | 7.48 | 352 | 1.10 | 706 | 8.22 | 305 | 0.37 | 637 | 9.04 | 332 | 2.10 | ○ 741 | 9.28 | 360 | 2.22 | ○ 765 | 11. |
| | 16.48 | 343 | 22.36 | 748 | 16.42 | 398 | 22.44 | 794 | 18.47 | 362 | - | - | 20.27 | 335 | 13.35 | 720 | 19.48 | 313 | 13.11 | 545 | 21.20 | 326 | 14.31 | 732 | 21.52 | 365 | 14.56 | 789 | |
| 12. | 5.40 | 336 | 11.26 | 715 | 5.57 | 414 | 11.32 | 748 | 7.16 | 352 | 0.34 | 702 | 8.37 | 320 | 1.59 | 684 | 8.43 | 332 | 1.46 | 688 | 9.40 | 315 | 2.43 | 706 | 10.02 | 348 | 3.01 | 755 | 12. |
| | 18.01 | 357 | 23.32 | 730 | 18.30 | 386 | 23.59 | 732 | 19.58 | 343 | 13.07 | 726 | 21.00 | 340 | 14.19 | 711 | 21.20 | 326 | 14.19 | 713 | 22.00 | 313 | 15.12 | 713 | 22.34 | 342 | 15.25 | 786 | |
| 13. | 6.39 | 325 | - | - | 6.54 | 351 | - | - | 8.21 | 339 | 1.38 | 710 | 9.21 | 351 | 2.37 | ○ 725 | 9.37 | 314 | 2.49 | ○ 692 | 10.22 | 329 | 3.33 | 737 | 10.25 | 366 | 3.53 | 744 | 13. |
| | 19.13 | 354 | 12.31 | 718 | 19.24 | 340 | 12.31 | 716 | 20.56 | 329 | 14.02 | 729 | 21.54 | 342 | 14.47 | 753 | 22.01 | 314 | 15.11 | 724 | 22.47 | 325 | 15.45 | 779 | 23.05 | 379 | 15.57 | 909 | |
| 14. | 7.41 | 365 | 0.46 | 766 | 7.49 | 358 | 1.03 | 732 | 8.58 | 343 | 2.31 | 712 | 10.07 | 340 | 3.20 | 728 | 10.15 | 320 | 3.30 | 718 | 11.08 | 319 | 4.05 | 754 | 11.35 | 400 | 4.32 | 860 | 14. |
| | 19.59 | 347 | 13.07 | 764 | 20.20 | 372 | 13.34 | 761 | 21.41 | 329 | 14.44 | 742 | 22.29 | 331 | 15.34 | 750 | 22.39 | 318 | 15.45 | 740 | 23.25 | 320 | 16.31 | 754 | 23.54 | 384 | 16.42 | 828 | |
| 15. | 8.24 | 338 | 1.37 | 725 | 8.46 | 362 | 1.58 | 746 | 9.49 | 340 | 3.07 | ○ 722 | 10.42 | 324 | 3.57 | 723 | 10.53 | 323 | 4.06 | 732 | 11.47 | 311 | 4.47 | 746 | - | - | 4.53 | 841 | 15. |
| | 20.53 | 358 | 14.10 | 746 | 21.12 | 358 | 14.22 | 751 | 22.18 | 339 | 15.23 | 751 | 23.05 | 313 | 16.11 | 736 | 23.15 | 314 | 16.18 | 750 | 23.53 | 323 | 17.17 | 734 | 12.11 | 375 | 17.46 | 908 | |
| 16. | 9.20 | 361 | 2.29 | 771 | 9.22 | 354 | 2.42 | ○ 741 | 10.30 | 338 | 3.45 | 736 | 11.05 | 324 | 4.32 | 695 | 11.26 | 316 | 4.42 | 717 | - | - | 5.27 | 740 | 0.39 | 430 | 5.59 | 896 | 16. |
| | 21.39 | 342 | 14.47 | 762 | 21.55 | 345 | 14.58 | 760 | 22.59 | 335 | 16.01 | 749 | 23.37 | 341 | 16.42 | 768 | 23.50 | 319 | 16.52 | 747 | 12.28 | 310 | 17.56 | 710 | 13.25 | 399 | 18.39 | 801 | |
| 17. | 9.59 | 315 | 3.09 | ○ 734 | 10.09 | 342 | 3.22 | 736 | 10.59 | 332 | 4.17 | 721 | 11.47 | 340 | 5.02 | 747 | - | - | 5.23 | 761 | 0.42 | 319 | 6.19 | 744 | 1.31 | 372 | 6.34 | 800 | 17. |
| | 22.23 | 297 | 15.29 | 721 | 22.35 | 337 | 15.36 | 753 | 23.24 | 338 | 16.34 | 765 | - | - | 17.16 | 751 | 12.00 | 347 | 17.22 | 765 | 13.10 | 337 | 18.39 | 728 | 14.00 | 344 | 19.31 | 745 | |
| 18. | 10.28 | 305 | 3.51 | 696 | 10.43 | 346 | 4.03 | 738 | 11.38 | 338 | 4.51 | 740 | 0.07 | 332 | 5.38 | 727 | 0.24 | 343 | 5.41 | 724 | 1.24 | 344 | 6.58 | 739 | 2.12 | 344 | 7.40 | 763 | 18. |
| | 22.59 | 313 | 16.06 | 751 | 23.11 | 347 | 16.15 | 763 | - | - | 17.06 | 755 | 12.22 | 331 | 17.50 | 729 | 12.44 | 312 | 18.22 | 677 | 14.00 | 337 | 19.39 | 695 | 14.54 | 332 | 20.29 | 716 | |
| 19. | 11.04 | 310 | 4.18 | 717 | 11.21 | 376 | 4.46 | 752 | 0.04 | 330 | 5.29 | 718 | 0.45 | 320 | 6.07 | 682 | 0.58 | 313 | 6.29 | 700 | 2.14 | 342 | 7.51 | 702 | 3.03 | 350 | 8.41 | 756 | 19. |
| | 23.25 | 315 | 16.36 | 730 | 23.53 | 357 | 16.44 | 805 | 12.10 | 332 | 17.38 | 754 | 12.56 | 307 | 18.26 | 692 | 13.10 | 332 | 18.53 | 752 | 14.59 | 339 | 20.40 | 679 | 15.52 | 335 | 21.22 | 675 | |
| 20. | 11.36 | 324 | 4.56 | 729 | 11.50 | 359 | 5.20 | 751 | 0.29 | 342 | 5.59 | 735 | 1.30 | 283 | 6.35 | 597 | 1.40 | 366 | 7.02 | 733 | 3.21 | 359 | 8.54 | 712 | 4.21 | 308 | 9.43 | 652 | 20. |
| | 23.59 | 317 | 17.06 | 748 | - | - | 17.16 | 790 | 12.38 | 350 | 18.07 | 771 | 13.21 | 264 | 19.07 | 625 | 14.05 | 335 | 19.46 | 677 | 16.14 | 316 | 22.08 | 677 | 17.12 | 260 | 22.33 | 589 | |
| 21. | 11.59 | 327 | 5.30 | 720 | 0.18 | 348 | 5.47 | 744 | 1.07 | 346 | 6.35 | 734 | 1.43 | 287 | 7.25 | 646 | 2.27 | 323 | 8.09 | 662 | 4.43 | 339 | 10.22 | 689 | 5.19 | 265 | 11.01 | 628 | 21. |
| | - | - | 17.37 | 755 | 12.27 | 347 | 17.56 | 756 | 13.20 | 349 | 18.49 | 749 | 13.59 | 317 | 19.53 | 703 | 14.49 | 326 | 20.57 | 701 | 17.32 | 315 | 23.16 | 653 | 17.59 | 288 | 23.50 | 643 | |
| 22. | 0.34 | 333 | 6.03 | 710 | 0.54 | 330 | 6.21 | 709 | 1.44 | 340 | 7.12 | 716 | 2.40 | 338 | 8.07 | 671 | 3.19 | 381 | 9.10 | 724 | 6.16 | 305 | - | - | 6.27 | 308 | - | - | 22. |
| | 12.35 | 342 | 18.11 | 748 | 12.59 | 330 | 18.37 | 741 | 13.54 | 343 | 19.29 | 736 | 15.15 | 314 | 21.07 | 660 | 16.31 | 336 | 22.24 | 659 | 19.03 | 328 | 12.22 | 698 | 19.07 | 324 | 12.24 | 693 | |
| 23. | 1.01 | 347 | 6.34 | 705 | 1.30 | 326 | 7.03 | 697 | 2.19 | 341 | 7.57 | 703 | 3.39 | 331 | 9.32 | 680 | 5.01 | 343 | 10.53 | 694 | 7.11 | 346 | 0.38 | 673 | 7.36 | 338 | 0.58 | 721 | 23. |
| | 13.11 | 352 | 18.54 | 757 | 13.32 | 326 | 19.14 | 735 | 14.36 | 347 | 20.20 | 719 | 16.23 | 334 | 22.20 | 679 | 17.57 | 337 | - | - | 20.00 | 300 | 12.41 | 709 | 20.07 | 336 | 13.18 | 740 | |
| 24. | 1.43 | 358 | 7.08 | 702 | 2.02 | 329 | 7.43 | 701 | 3.09 | 343 | 8.54 | 689 | 5.15 | 326 | 10.59 | 642 | 6.29 | 384 | 0.01 | 698 | 8.06 | 324 | 1.34 | 697 | 8.33 | 338 | 1.45 | 743 | 24. |
| | 13.40 | 358 | 19.30 | 758 | 14.06 | 339 | 19.57 | 733 | 15.09 | 370 | 21.19 | 763 | 18.13 | 294 | - | - | 19.35 | 386 | 12.16 | 786 | 20.45 | 335 | 13.46 | 753 | 20.56 | 332 | 14.06 | 747 | |
| 25. | 2.26 | 371 | 8.13 | 739 | 2.44 | 336 | 8.27 | 697 | 4.17 | 382 | 9.49 | 712 | 6.36 | 323 | 0.12 | 637 | 8.00 | 361 | 0.54 | 741 | 9.05 | 323 | 2.11 | 732 | 9.16 | 323 | 2.27 | ● 726 | 25. |
| | 14.46 | 394 | 20.23 | 767 | 14.54 | 346 | 20.47 | 730 | 16.45 | 355 | 22.42 | 692 | 19.33 | 322 | 12.30 | 697 | 20.13 | 384 | 13.31 | 721 | 21.36 | 297 | 14.26 | 713 | 21.31 | 324 | 14.55 | 712 | |
| 26. | 3.21 | 379 | 9.07 | 741 | 3.40 | 345 | 9.22 | 708 | 5.33 | 334 | 11.27 | 668 | 8.05 | 332 | 1.17 | 706 | 8.40 | 381 | 1.28 | 758 | 9.47 | 288 | 3.04 | ● 657 | 9.58 | 324 | 3.13 | 728 | 26. |
| | 15.42 | 400 | 21.28 | 777 | 16.01 | 352 | 21.51 | 742 | 18.23 | 307 | - | - | 20.45 | 309 | 13.37 | 719 | 21.15 | 380 | 14.05 | 822 | 21.51 | 336 | 15.24 | 714 | 22.10 | 328 | 15.33 | 717 | |
| 27. | 4.32 | 381 | 10.08 | 732 | 4.44 | 355 | 10.28 | 710 | 6.56 | 318 | 0.15 | 671 | 8.56 | 324 | 2.23 | ● 705 | 9.37 | 347 | 2.36 | ● 775 | 10.23 | 342 | 3.22 | 750 | 10.39 | 329 | 3.49 | 747 | 27. |
| | 16.54 | 380 | 22.37 | 745 | 17.16 | 346 | 23.06 | 725 | 19.47 | 335 | 12.55 | 719 | 21.45 | 312 | 14.33 | 748 | 21.56 | 319 | 14.51 | 752 | 22.41 | 331 | 15.39 | 753 | 22.49 | 335 | 16.09 | 733 | |
| 28. | 5.25 | 361 | 11.26 | 736 | 5.56 | 351 | 11.43 | 729 | 8.15 | 347 | 1.28 | 735 | 9.58 | 318 | 3.13 | 715 | 10.18 | 330 | 3.29 | 745 | 11.00 | 307 | 3.58 | 734 | 11.12 | 339 | 4.22 | 761 | 28. |
| | 18.09 | 369 | 23.45 | 759 | 18.39 | 359 | - | - | 20.58 | 329 | 13.53 | 740 | 22.22 | 321 | 15.29 | 736 | 22.34 | 327 | 15.34 | 765 | 23.11 | 335 | 16.40 | 712 | 23.21 | 342 | 16.41 | 751 | |
| 29. | 6.38 | 354 | - | - | 7.19 | 354 | 0.24 | 746 | 9.24 | 335 | 2.38 | ● 730 | 10.38 | 333 | 3.51 | 745 | 10.45 | 338 | 3.52 | 711 | 11.33 | 319 | 4.28 | 739 | 11.42 | 358 | 4.50 | 768 | 29. |
| | 19.13 | 354 | 12.19 | 740 | 19.59 | 346 | 12.59 | 740 | 21.58 | 324 | 14.55 | 752 | 23.02 | 325 | 16.02 | 769 | 22.55 | 317 | 16.01 | 694 | 23.41 | 335 | 17.02 | 734 | 23.44 | 367 | 17.11 | 740 | |
| 30. | 7.45 | 338 | 0.45 | 756 | 8.30 | 344 | 1.34 | 747 | 10.17 | 336 | 3.29 | 747 | 11.21 | 319 | 4.31 | 742 | 11.36 | 328 | 3.51 | 635 | 11.57 | 337 | 5.03 | 741 | - | - | 5.09 | 772 | 30. |
| | 20.18 | 339 | 13.27 | 741 | 21.05 | 339 | 14.04 | 752 | 22.53 | 322 | 15.43 | 772 | 23.41 | 328 | 16.50 | 765 | - | - | 16.44 | 677 | - | - | 17.22 | 720 | 12.09 | 368 | 17.37 | 755 | |
| 31. | | | | | 9.30 | 344 | 2.39 | ● 753 | 11.02 | 323 | 4.18 | 741 | | | | | 0.02 | 452 | 4.46 | 807 | | | | | 0.16 | 366 | 5.49 | 772 | 31. |
| | | | | | 22.06 | 318 | 15.00 | 755 | 23.32 | 311 | 16.27 | 762 | | | | | 11.52 | 385 | 16.58 | 741 | | | | | 12.52 | 346 | 18.15 | 713 | |
| Mittel | | 336 | | 740 | | 345 | | 742 | | 338 | | 732 | | 335 | | 716 | | 344 | | 712 | | 332 | | 713 | | 347 | | 739 | Mittel |

| | MTnw (cm) | MThw (cm) |
|---|---|---|
| Sommer | 338 | 729 |

* 5. Wert am 31.10.2000

Sommerhalbjahr: 1.5. bis 31.10.

eisfrei

BfG Koblenz

PNP : NN - 5.01 m

W Tide
cm

Pegel : Farge
Gewässer : Weser
Gebiet : Unterweser

Nr.49500201

| Tag | 1999 November Tnw Zeit | cm | Thw Zeit | cm | Dezember Tnw Zeit | cm | Thw Zeit | cm |
|---|---|---|---|---|---|---|---|---|
| 1. | 2.02 | 392 | 7.33 | 752 | 2.05 | 438 | 7.55 | 852 |
| | 14.39 | 357 | 20.32 | 669 | 14.52 | 499 | 20.14 | 822 |
| 2. | 2.34 | 376 | 8.24 | 748 | 4.12 | 424 | 10.09 | 826 |
| | 15.39 | 386 | 21.41 | 744 | 16.23 | 441 | 22.15 | 781 |
| 3. | 4.24 | 413 | 10.05 | 736 | 4.17 | 448 | 10.07 | 734 |
| | 17.18 | 359 | 23.12 | 675 | 16.09 | 434 | 22.28 | 964 |
| 4. | 5.44 | 353 | 11.37 | 707 | 5.21 | 524 | 10.50 | 871 |
| | 18.34 | 335 | - | - | 18.32 | 384 | - | - |
| 5. | 6.59 | 334 | 0.22 | 680 | 7.02 | 362 | 0.14 | 742 |
| | 19.33 | 313 | 12.41 | 681 | 19.52 | 341 | 12.35 | 818 |
| 6. | 7.36 | 350 | 1.25 | 647 | 8.02 | 322 | 1.20 | 728 |
| | 19.46 | 391 | 13.33 | 734 | 20.11 | 373 | 13.42 | 738 |
| 7. | 8.31 | 412 | 2.01 | 774 | 8.44 | 396 | 1.46 | 787 |
| | 21.09 | 345 | 14.10 | 766 | 21.00 | 386 | 14.09 | 798 |
| 8. | 9.22 | 327 | 2.38 | 723 | 9.23 | 398 | 2.17 | 813 |
| | 21.40 | 327 | 14.53 | 733 | 21.33 | 340 | 14.35 | 768 |
| 9. | 9.55 | 333 | 3.13 | 730 | 9.48 | 360 | 3.01 | 740 |
| | 22.11 | 337 | 15.30 | 730 | 21.55 | 376 | 15.11 | 739 |
| 10. | 10.29 | 331 | 3.45 | 721 | 10.13 | 403 | 3.35 | 764 |
| | 22.39 | 323 | 16.02 | 700 | 22.49 | 365 | 15.45 | 785 |
| 11. | 10.58 | 318 | 4.18 | 699 | 11.09 | 319 | 4.03 | 758 |
| | 23.10 | 314 | 16.36 | 692 | 22.45 | 323 | 16.32 | 689 |
| 12. | 11.26 | 318 | 4.48 | 698 | 11.41 | 362 | 4.42 | 786 |
| | 23.36 | 318 | 17.02 | 692 | 23.16 | 388 | 16.58 | 746 |
| 13. | 11.52 | 325 | 5.14 | 701 | - | - | 5.01 | 809 |
| | 23.56 | 346 | 17.35 | 694 | 12.21 | 375 | 17.38 | 730 |
| 14. | - | - | 5.53 | 740 | 0.22 | 350 | 5.50 | 722 |
| | 12.36 | 350 | 18.13 | 682 | 12.33 | 367 | 18.01 | 721 |
| 15. | 0.31 | 347 | 6.16 | 692 | 0.43 | 373 | 6.20 | 754 |
| | 12.53 | 335 | 18.42 | 667 | 13.21 | 378 | 18.56 | 723 |
| 16. | 0.57 | 341 | 6.53 | 699 | 1.28 | 375 | 7.25 | 727 |
| | 13.33 | 350 | 19.16 | 645 | 14.02 | 358 | 19.54 | 701 |
| 17. | 1.23 | 368 | 7.53 | 716 | 2.19 | 374 | 8.08 | 742 |
| | 14.27 | 388 | 20.42 | 723 | 14.09 | 433 | 20.13 | 742 |
| 18. | 2.36 | 453 | 8.47 | 733 | 2.13 | 503 | 8.32 | 835 |
| | 15.51 | 389 | 21.59 | 689 | 16.28 | 407 | 22.05 | 746 |
| 19. | 4.36 | 385 | 10.21 | 676 | 5.12 | 383 | 10.49 | 766 |
| | 16.53 | 365 | 23.08 | 654 | 17.30 | 391 | 23.28 | 763 |
| 20. | 5.38 | 340 | 11.48 | 649 | 5.41 | 406 | 11.52 | 775 |
| | 18.19 | 315 | - | - | 18.53 | 345 | - | - |
| 21. | 6.56 | 332 | 0.38 | 673 | 7.21 | 315 | 0.32 | 725 |
| | 19.31 | 317 | 12.45 | 715 | 19.50 | 308 | 12.56 | 730 |
| 22. | 7.54 | 325 | 1.16 | 706 | 8.15 | 304 | 1.23 | 690 |
| | 20.26 | 319 | 13.34 | 736 | 20.58 | 277 | 13.48 | 711 |
| 23. | 8.50 | 340 | 2.11 | 722 | 9.11 | 273 | 2.24 | 629 |
| | 21.17 | 327 | 14.24 | 756 | 21.42 | 330 | 15.04 | 729 |
| 24. | 9.43 | 315 | 2.52 | 730 | 10.20 | 284 | 2.58 | 736 |
| | 22.04 | 316 | 15.15 | 733 | 22.31 | 285 | 15.52 | 662 |
| 25. | 10.26 | 325 | 3.41 | 736 | 10.40 | 359 | 4.05 | 692 |
| | 22.51 | 327 | 16.00 | 741 | 23.24 | 394 | 16.20 | 814 |
| 26. | 11.22 | 316 | 4.23 | 742 | 11.54 | 349 | 4.30 | 859 |
| | 23.33 | 319 | 16.52 | 718 | - | - | 17.21 | 788 |
| 27. | 11.52 | 345 | 5.05 | 727 | 0.00 | 384 | 5.21 | 805 |
| | - | - | 17.41 | 801 | 12.29 | 359 | 17.57 | 779 |
| 28. | 0.29 | 379 | 5.38 | 742 | 0.57 | 359 | 6.21 | 790 |
| | 12.46 | 304 | 18.32 | 652 | 13.13 | 354 | 18.48 | 754 |
| 29. | 0.40 | 332 | 6.33 | 743 | 1.29 | 370 | 7.10 | 772 |
| | 13.52 | 342 | 19.17 | 726 | 14.03 | 354 | 19.37 | 725 |
| 30. | 1.50 | 366 | 7.23 | 733 | 2.13 | 361 | 7.52 | 755 |
| | 14.22 | 330 | 20.25 | 700 | 14.48 | 361 | 20.18 | 694 |
| 31. | | | | | 3.01 | 351 | 8.48 | 729 |
| | | | | | 15.42 | 351 | 21.04 | 686 |
| Mittel | | 345 | | 712 | | 372 | | 759 |

| Tag | 2000 Januar Tnw Zeit | cm | Thw Zeit | cm | Februar Tnw Zeit | cm | Thw Zeit | cm | März Tnw Zeit | cm | Thw Zeit | cm | April Tnw Zeit | cm | Thw Zeit | cm | Mai Tnw Zeit | cm | Thw Zeit | cm | Tag |
|---|---|---|---|---|---|---|---|---|---|---|---|---|---|---|---|---|---|---|---|---|---|
| 1. | 3.54 | 343 | 9.52 | 714 | 5.21 | 407 | 10.46 | 703 | 3.27 | 428 | 9.46 | 730 | 6.27 | 332 | - | - | 6.49 | 323 | 0.02 | 723 | 1. |
| | 16.52 | 360 | 22.39 | 726 | 17.53 | 373 | 23.35 | 738 | 16.45 | 448 | 22.38 | 792 | 19.01 | 338 | 12.17 | 723 | 19.13 | 332 | 12.43 | 712 | |
| 2. | 5.11 | 358 | 10.55 | 711 | 6.42 | 385 | - | - | 5.44 | 434 | 11.13 | 729 | 7.33 | 316 | 0.35 | 735 | 7.44 | 317 | 0.57 | 731 | 2. |
| | 17.43 | 361 | 23.34 | 719 | 18.49 | 448 | 12.20 | 772 | 18.27 | 364 | 23.56 | 673 | 19.56 | 319 | 13.11 | 712 | 20.05 | 325 | 13.31 | 716 | |
| 3. | 6.06 | 360 | - | - | 7.44 | 442 | 0.30 | 827 | 6.22 | 406 | - | - | 8.26 | 306 | 1.28 | 731 | 8.36 | 312 | 1.43 | 734 | 3. |
| | 19.14 | 339 | 12.10 | 723 | 20.16 | 367 | 12.58 | 790 | 20.25 | 509 | 13.00 | 785 | 20.39 | 317 | 13.59 | 714 | 21.00 | 315 | 14.17 | 725 | |
| 4. | 7.19 | 421 | 1.10 | 730 | 8.35 | 336 | 1.35 | 730 | 8.06 | 465 | 0.48 | 845 | 8.58 | 319 | 2.11 | 750 | 9.24 | 306 | 2.30 | 739 | 4. |
| | 20.10 | 351 | 12.37 | 800 | 20.56 | 383 | 14.16 | 749 | 20.27 | 435 | 13.33 | 829 | 21.05 | 337 | 14.28 | 744 | 21.42 | 306 | 14.57 | 724 | |
| 5. | 8.45 | 381 | 2.06 | 747 | 9.25 | 381 | 2.15 | 788 | 9.11 | 393 | 1.55 | 825 | 9.51 | 349 | 2.50 | 806 | 10.08 | 300 | 3.14 | 736 | 5. |
| | 20.36 | 362 | 13.48 | 742 | 21.35 | 353 | 14.41 | 750 | 21.21 | 355 | 14.18 | 759 | 22.06 | 335 | 15.28 | 776 | 22.27 | 297 | 15.41 | 727 | |
| 6. | 8.57 | 323 | 1.55 | 714 | 10.03 | 345 | 2.59 | 761 | 9.29 | 357 | 2.36 | 763 | 10.31 | 311 | 3.33 | 764 | 10.50 | 297 | 3.58 | 730 | 6. |
| | 21.08 | 358 | 14.36 | 701 | 22.15 | 348 | 15.27 | 749 | 21.50 | 383 | 14.55 | 778 | 22.50 | 309 | 16.00 | 754 | 23.10 | 292 | 16.20 | 721 | |
| 7. | 9.37 | 371 | 2.40 | 782 | 10.29 | 358 | 3.42 | 765 | 10.21 | 380 | 3.08 | 806 | 11.11 | 313 | 4.26 | 779 | 11.27 | 298 | 4.43 | 724 | 7. |
| | 21.45 | 337 | 14.50 | 734 | 22.36 | 372 | 15.49 | 754 | 22.46 | 386 | 15.35 | 804 | 23.30 | 300 | 16.41 | 752 | 23.52 | 293 | 17.01 | 725 | |
| 8. | 10.06 | 359 | 3.18 | 727 | 11.18 | 384 | 3.41 | 815 | 10.39 | 361 | 3.39 | 785 | 11.49 | 300 | 4.57 | 751 | - | - | 5.29 | 715 | 8. |
| | 22.22 | 375 | 15.40 | 749 | 22.33 | 412 | 16.23 | 745 | 22.56 | 400 | 15.46 | 792 | - | - | 17.16 | 751 | 12.11 | 302 | 17.43 | 723 | |
| 9. | 10.52 | 381 | 3.41 | 812 | 11.50 | 477 | 4.32 | 905 | 11.24 | 436 | 4.15 | 866 | 0.08 | 305 | 5.32 | 746 | 0.33 | 297 | 6.16 | 711 | 9. |
| | 23.02 | 357 | 16.11 | 765 | - | - | 16.16 | 906 | 23.41 | 373 | 16.08 | 799 | 12.22 | 305 | 17.52 | 726 | 12.49 | 313 | 18.32 | 727 | |
| 10. | 11.31 | 330 | 4.27 | 761 | 0.12 | 409 | 5.03 | 794 | - | - | 4.49 | 813 | 0.42 | 295 | 6.23 | 722 | 1.17 | 316 | 7.10 | 716 | 10. |
| | 23.32 | 317 | 16.57 | 706 | 12.29 | 323 | 17.56 | 714 | 12.15 | 351 | 17.19 | 737 | 12.58 | 314 | 18.37 | 727 | 13.31 | 328 | 19.19 | 731 | |
| 11. | 11.59 | 331 | 5.06 | 725 | 0.36 | 364 | 6.04 | 844 | 0.22 | 327 | 6.03 | 795 | 1.17 | 306 | 7.10 | 718 | 2.07 | 318 | 8.00 | 710 | 11. |
| | - | - | 17.23 | 709 | 13.01 | 411 | 18.06 | 792 | 12.44 | 402 | 17.41 | 863 | 13.39 | 320 | 19.23 | 726 | 14.29 | 336 | 20.16 | 714 | |
| 12. | 0.06 | 334 | 5.36 | 733 | 1.08 | 355 | 6.23 | 750 | 1.04 | 394 | 6.01 | 782 | 2.10 | 315 | 7.46 | 688 | 3.07 | 310 | 9.07 | 658 | 12. |
| | 12.36 | 334 | 18.05 | 692 | 13.25 | 325 | 19.11 | 718 | 13.19 | 355 | 18.35 | 741 | 14.20 | 317 | 20.12 | 715 | 15.25 | 323 | 21.28 | 694 | |
| 13. | 0.37 | 349 | 6.09 | 730 | 1.37 | 398 | 7.11 | 821 | 1.33 | 353 | 6.55 | 753 | 3.06 | 320 | 9.04 | 671 | 4.22 | 304 | 10.37 | 668 | 13. |
| | 13.11 | 345 | 18.34 | 688 | 14.23 | 405 | 19.37 | 806 | 13.55 | 364 | 19.16 | 747 | 15.28 | 345 | 21.24 | 702 | 16.41 | 323 | 22.50 | 722 | |
| 14. | 1.13 | 335 | 6.51 | 712 | 2.27 | 396 | 7.58 | 778 | 2.14 | 370 | 7.50 | 764 | 4.21 | 327 | 10.27 | 715 | 5.47 | 312 | 11.50 | 694 | 14. |
| | 13.41 | 327 | 19.27 | 682 | 15.09 | 345 | 20.36 | 700 | 14.41 | 390 | 20.55 | 812 | 17.16 | 353 | 22.59 | 744 | 18.20 | 323 | - | - | |
| 15. | 1.51 | 328 | 7.52 | 714 | 3.21 | 326 | 9.22 | 761 | 3.30 | 440 | 8.43 | 849 | 6.12 | 321 | 11.57 | 713 | 7.00 | 309 | 0.04 | 719 | 15. |
| | 14.37 | 321 | 20.31 | 672 | 16.02 | 403 | 21.32 | 756 | 16.19 | 421 | 22.09 | 785 | 18.39 | 323 | - | - | 19.23 | 320 | 13.07 | 693 | |
| 16. | 2.42 | 330 | 8.58 | 719 | 4.59 | 346 | 10.53 | 731 | 5.02 | 419 | 10.26 | 764 | 7.15 | 314 | 0.30 | 724 | 7.57 | 314 | 1.04 | 730 | 16. |
| | 15.28 | 344 | 21.46 | 715 | 17.52 | 450 | 23.07 | 767 | 17.22 | 381 | 23.20 | 755 | 19.52 | 338 | 13.13 | 733 | 20.19 | 319 | 13.40 | 721 | |
| 17. | 4.06 | 385 | 10.12 | 789 | 6.18 | 379 | - | - | 6.20 | 387 | 11.59 | 772 | 8.26 | 301 | 1.16 | 741 | 8.39 | 322 | 1.51 | 748 | 17. |
| | 16.50 | 402 | 22.52 | 791 | 19.11 | 368 | 12.08 | 774 | 18.57 | 376 | - | - | 20.50 | 330 | 14.15 | 729 | 21.03 | 356 | 14.24 | 756 | |
| 18. | 5.15 | 430 | 11.27 | 844 | 7.51 | 329 | 0.35 | 759 | 7.48 | 353 | 0.32 | 773 | 9.10 | 313 | 2.09 | 741 | 9.22 | 325 | 2.26 | 736 | 18. |
| | 18.35 | 388 | 23.57 | 749 | 19.46 | 331 | 13.17 | 696 | 20.19 | 363 | 13.17 | 780 | 21.30 | 308 | 14.41 | 722 | 21.37 | 331 | 14.49 | 721 | |
| 19. | 6.40 | 347 | - | - | 8.50 | 337 | 1.34 | 764 | 8.42 | 332 | 1.23 | 741 | 9.51 | 301 | 2.56 | 738 | 9.58 | 325 | 3.07 | 744 | 19. |
| | 19.22 | 321 | 12.32 | 736 | 21.06 | 362 | 14.21 | 770 | 21.08 | 338 | 14.19 | 745 | 22.10 | 304 | 15.25 | 733 | 22.20 | 322 | 15.32 | 742 | |
| 20. | 8.01 | 326 | 1.19 | 735 | 9.54 | 339 | 2.36 | 792 | 9.36 | 335 | 2.32 | 783 | 10.34 | 298 | 3.35 | 744 | 10.34 | 332 | 3.51 | 744 | 20. |
| | 20.31 | 352 | 13.55 | 774 | 22.12 | 325 | 15.24 | 742 | 21.59 | 344 | 15.05 | 767 | 22.49 | 295 | 16.01 | 726 | 22.57 | 323 | 16.06 | 746 | |
| 21. | 9.15 | 387 | 2.18 | 817 | 10.46 | 304 | 3.36 | 754 | 10.25 | 326 | 3.12 | 781 | 11.02 | 303 | 4.15 | 725 | 11.06 | 318 | 4.22 | 727 | 21. |
| | 21.27 | 334 | 14.26 | 763 | 22.57 | 309 | 16.11 | 720 | 22.38 | 327 | 15.41 | 742 | 23.16 | 322 | 16.35 | 764 | 23.21 | 315 | 16.35 | 729 | |
| 22. | 10.03 | 331 | 3.03 | 762 | 11.23 | 326 | 4.19 | 751 | 11.03 | 333 | 4.00 | 773 | 11.32 | 313 | 4.40 | 741 | 11.34 | 332 | 4.58 | 723 | 22. |
| | 22.24 | 341 | 15.31 | 761 | 23.43 | 331 | 16.48 | 760 | 23.15 | 335 | 16.18 | 758 | 23.42 | 314 | 17.00 | 731 | 23.58 | 327 | 17.06 | 739 | |
| 23. | 10.55 | 321 | 3.48 | 791 | - | - | 4.57 | 763 | 11.38 | 333 | 4.36 | 778 | 11.58 | 325 | 5.14 | 741 | - | - | 5.27 | 711 | 23. |
| | 23.12 | 313 | 16.24 | 735 | 12.05 | 318 | 17.23 | 717 | 23.49 | 323 | 16.50 | 745 | - | - | 17.28 | 751 | 12.03 | 324 | 17.39 | 714 | |
| 24. | 11.45 | 303 | 4.42 | 759 | 0.20 | 299 | 5.44 | 724 | - | - | 5.00 | 720 | 0.13 | 326 | 5.47 | 733 | 0.22 | 319 | 5.54 | 691 | 24. |
| | 23.59 | 311 | 17.18 | 726 | 12.19 | 337 | 18.00 | 786 | 12.13 | 297 | 17.35 | 691 | 12.21 | 341 | 17.54 | 737 | 12.16 | 350 | 18.08 | 758 | |
| 25. | - | - | 5.25 | 746 | 0.51 | 363 | 6.07 | 787 | 0.15 | 298 | 5.38 | 734 | 0.45 | 320 | 6.15 | 702 | 1.01 | 342 | 6.27 | 679 | 25. |
| | 12.26 | 304 | 17.59 | 721 | 13.00 | 366 | 18.30 | 790 | 12.32 | 329 | 17.47 | 742 | 12.46 | 321 | 18.30 | 710 | 12.53 | 320 | 19.08 | 760 | |
| 26. | 0.34 | 318 | 6.05 | 754 | 1.27 | 368 | 6.38 | 759 | 0.42 | 336 | 6.01 | 746 | 1.12 | 317 | 6.49 | 679 | 1.43 | 360 | 7.04 | 702 | 26. |
| | 13.00 | 324 | 18.42 | 733 | 13.29 | 350 | 18.56 | 725 | 12.51 | 350 | 18.24 | 748 | 13.18 | 322 | 19.13 | 692 | 13.38 | 354 | 19.22 | 709 | |
| 27. | 1.16 | 330 | 6.41 | 747 | 1.42 | 341 | 7.06 | 717 | 1.06 | 346 | 6.34 | 736 | 1.48 | 331 | 7.29 | 669 | 2.23 | 320 | 8.38 | 650 | 27. |
| | 13.33 | 334 | 19.09 | 719 | 14.07 | 329 | 19.29 | 663 | 13.15 | 355 | 18.44 | 715 | 13.52 | 341 | 19.42 | 673 | 13.53 | 442 | 20.03 | 719 | |
| 28. | 1.45 | 352 | 7.19 | 761 | 2.01 | 364 | 7.42 | 725 | 1.35 | 337 | 7.17 | 675 | 2.37 | 309 | 8.41 | 643 | 3.15 | 373 | 9.03 | 653 | 28. |
| | 14.12 | 361 | 19.41 | 709 | 14.03 | 445 | 19.51 | 735 | 13.39 | 344 | 19.15 | 657 | 14.47 | 352 | 21.15 | 701 | 15.44 | 324 | 22.15 | 682 | |
| 29. | 2.14 | 375 | 7.43 | 710 | 2.49 | 415 | 8.26 | 720 | 1.53 | 323 | 7.56 | 633 | 4.03 | 344 | 10.11 | 689 | 4.44 | 438 | 10.14 | 726 | 29. |
| | 13.42 | 453 | 20.03 | 813 | 15.19 | 396 | 21.15 | 692 | 14.05 | 346 | 20.24 | 640 | 16.31 | 368 | 22.40 | 718 | 16.52 | 387 | 22.43 | 744 | |
| 30. | 1.57 | 596 | 7.33 | 959 | | | | | 2.48 | 336 | 9.23 | 636 | 5.39 | 334 | 11.35 | 698 | 5.49 | 343 | 11.35 | 709 | 30. |
| | 16.32 | 482 | 20.59 | 697 | | | | | 15.29 | 361 | 22.07 | 686 | 18.07 | 340 | - | - | 18.23 | 335 | - | - | |
| 31. | 2.42 | 411 | 9.58 | 803 | | | | | 4.46 | 340 | 11.01 | 698 | | | | | 6.57 | 321 | 0.04 | 733 | 31. |
| | 17.06 | 428 | 22.32 | 772 | | | | | 17.34 | 352 | 23.32 | 728 | | | | | 19.29 | 327 | 12.44 | 728 | |
| Mittel | | 358 | | 746 | | 367 | | 760 | | 369 | | 757 | | 321 | | 726 | | 326 | | 719 | Mittel |

| | MTnw (cm) | MThw (cm) |
|---|---|---|
| Winter | 355 | 744 |

Winterhalbjahr: 1.11. bis 30.4.

eisfrei

BfG Koblenz

PNP : NN - 5.01 m

W Tide
cm

Pegel : Farge
Gewässer : Weser
Gebiet : Unterweser

Nr.49500201

2000

| Tag | Juni Tnw Zeit | Juni Tnw cm | Juni Thw Zeit | Juni Thw cm | Juli Tnw Zeit | Juli Tnw cm | Juli Thw Zeit | Juli Thw cm | August Tnw Zeit | August Tnw cm | August Thw Zeit | August Thw cm | September Tnw Zeit | September Tnw cm | September Thw Zeit | September Thw cm | Oktober Tnw Zeit | Oktober Tnw cm | Oktober Thw Zeit | Oktober Thw cm | November Tnw Zeit | November Tnw cm | November Thw Zeit | November Thw cm | Dezember Tnw Zeit | Dezember Tnw cm | Dezember Thw Zeit | Dezember Thw cm | Tag |
|---|---|---|---|---|---|---|---|---|---|---|---|---|---|---|---|---|---|---|---|---|---|---|---|---|---|---|---|---|---|
| 1. | 8.00 | 301 | 1.01 | 734 | 8.24 | 335 | 1.32 | ● 741 | 10.05 | 318 | 3.17 | 719 | 11.19 | 311 | 4.44 | 707 | 11.32 | 329 | 4.49 | 737 | - | - | 4.59 | 752 | - | - | 5.18 | 748 | 1. |
| | 20.19 | 307 | 13.39 | 701 | 20.48 | 317 | 14.00 | 730 | 22.36 | 311 | 15.35 | 746 | 23.45 | 320 | 16.53 | 740 | 23.49 | 331 | 17.05 | 747 | 12.04 | 341 | 17.31 | 713 | 12.16 | 333 | 17.40 | 674 | |
| 2. | 8.46 | 312 | 1.52 | ● 735 | 9.12 | 314 | 2.27 | 729 | 10.54 | 327 | 4.15 | 731 | 11.57 | 337 | 5.19 | 735 | - | - | 5.24 | 731 | 0.07 | 355 | 5.38 | 741 | 0.06 | 338 | 6.01 | 736 | 2. |
| | 21.17 | 325 | 14.23 | 741 | 21.46 | 304 | 14.50 | 728 | 23.25 | 324 | 16.28 | 763 | - | - | 17.29 | 771 | 12.06 | 335 | 17.35 | 734 | 12.35 | 352 | 17.48 | 692 | 12.41 | 372 | 18.02 | 703 | |
| 3. | 9.42 | 314 | 2.42 | 760 | 10.11 | 321 | 3.28 | 728 | 11.41 | 325 | 4.54 | 730 | 0.23 | 350 | 5.54 | 774 | 0.16 | 343 | 5.48 | 733 | 0.09 | 324 | 5.53 | 726 | 0.50 | 348 | 6.30 | 709 | 3. |
| | 22.05 | 296 | 15.13 | 730 | 22.45 | 309 | 15.49 | 741 | - | - | 17.09 | 757 | 12.36 | 377 | 18.03 | 788 | 12.34 | 345 | 18.01 | 722 | 12.42 | 368 | 18.12 | 685 | 13.11 | 352 | 19.02 | 730 | |
| 4. | 10.28 | 290 | 3.38 | 721 | 11.05 | 323 | 4.22 | 738 | 0.14 | 317 | 5.44 | 729 | 1.04 | 351 | 6.24 | 721 | 0.50 | 328 | 6.23 | 659 | 0.39 | 383 | 6.20 | 715 | 1.30 | 385 | 7.03 | 719 | 4. |
| | 22.56 | 299 | 16.08 | 728 | 23.37 | 314 | 16.37 | 754 | 12.24 | 327 | 17.54 | 755 | 13.03 | 338 | 18.42 | 731 | 12.48 | 325 | 18.36 | 678 | 13.27 | 368 | 19.10 | 692 | 14.06 | 348 | 19.38 | 627 | |
| 5. | 11.15 | 307 | 4.26 | 731 | 11.49 | 330 | 5.12 | 732 | 0.54 | 318 | 6.29 | 718 | 1.26 | 339 | 7.05 | 711 | 1.00 | 354 | 6.38 | 708 | 1.41 | 372 | 7.39 | 702 | 1.54 | 373 | 7.55 | 679 | 5. |
| | 23.42 | 305 | 16.42 | 738 | - | - | 17.27 | 761 | 13.02 | 331 | 18.33 | 743 | 13.40 | 340 | 19.14 | 710 | 13.19 | 356 | 19.02 | 691 | 14.28 | 365 | 20.22 | 661 | 14.52 | 360 | 20.43 | 651 | |
| 6. | - | - | 5.25 | 737 | 0.26 | 326 | 6.05 | 738 | 1.32 | 323 | 7.07 | 707 | 1.50 | 347 | 7.26 | 687 | 1.20 | 387 | 7.20 | 710 | 2.51 | 362 | 8.26 | 606 | 3.07 | 367 | 9.11 | 693 | 6. |
| | 12.02 | 327 | 17.34 | 761 | 12.41 | 344 | 18.12 | 766 | 13.41 | 331 | 19.19 | 744 | 14.08 | 341 | 20.18 | 685 | 13.43 | 423 | 19.44 | 697 | 15.08 | 321 | 21.36 | 594 | 15.57 | 377 | 21.50 | 691 | |
| 7. | 0.34 | 321 | 6.07 | 734 | 1.15 | 329 | 6.46 | 715 | 2.08 | 344 | 7.47 | 721 | 2.35 | 389 | 8.34 | 731 | 2.23 | 392 | 8.25 | 671 | 3.58 | 343 | 10.26 | 684 | 4.40 | 362 | 10.29 | 717 | 7. |
| | 12.47 | 341 | 18.20 | 763 | 13.22 | 337 | 19.00 | 743 | 14.16 | 351 | 20.00 | 729 | 15.04 | 401 | 20.42 | 687 | 15.10 | 358 | 21.29 | 641 | 17.30 | 333 | 23.23 | 664 | 17.39 | 350 | 23.20 | 685 | |
| 8. | 1.27 | 321 | 6.58 | 712 | 1.51 | 333 | 7.42 | 716 | 2.46 | 344 | 8.26 | 692 | 3.26 | 368 | 9.33 | 679 | 3.37 | 368 | 9.45 | 653 | 5.53 | 338 | 11.48 | 686 | 6.00 | 345 | 11.59 | 712 | 8. |
| | 13.33 | 326 | 19.07 | 722 | 14.06 | 351 | 19.44 | 743 | 14.56 | 342 | 20.52 | 710 | 15.52 | 415 | 21.47 | 715 | 16.40 | 336 | 23.10 | 654 | 18.36 | 322 | - | - | 18.05 | 400 | 23.29 | 708 | |
| 9. | 2.10 | 294 | 7.55 | 653 | 2.39 | 336 | 8.14 | 688 | 3.26 | 350 | 9.18 | 690 | 4.55 | 390 | 10.55 | 691 | 5.15 | 400 | 11.12 | 715 | 6.50 | 337 | 0.23 | 659 | 6.54 | 335 | - | - | 9. |
| | 14.12 | 308 | 20.12 | 728 | 14.50 | 338 | 20.38 | 711 | 15.49 | 342 | 21.49 | 683 | 17.35 | 378 | 23.42 | 698 | 18.22 | 350 | - | - | 19.21 | 340 | 12.36 | 698 | 19.29 | 333 | 12.36 | 694 | |
| 10. | 3.00 | 325 | 8.54 | 709 | 3.29 | 339 | 9.14 | 678 | 4.25 | 334 | 10.43 | 683 | 6.21 | 369 | - | - | 6.52 | 333 | 0.11 | 653 | 7.47 | 351 | 1.05 | 707 | 7.55 | 338 | 1.15 | 679 | 10. |
| | 15.24 | 355 | 21.12 | 736 | 15.29 | 372 | 21.23 | 735 | 16.57 | 365 | 23.02 | 709 | 19.03 | 352 | 12.17 | 709 | 17.56 | 359 | 12.15 | 573 | 20.20 | 340 | 13.21 | 745 | 20.07 | 347 | 13.22 | 696 | |
| 11. | 4.10 | 332 | 10.02 | 690 | 4.21 | 363 | 10.13 | 694 | 5.40 | 375 | 11.40 | 713 | 7.26 | 351 | 0.53 | 696 | 7.55 | 309 | 0.28 | 632 | 8.45 | 333 | 1.50 | ○ 729 | 9.08 | 361 | 2.10 | ○ 752 | 11. |
| | 16.25 | 343 | 22.19 | 734 | 16.14 | 400 | 22.45 | 781 | 18.26 | 363 | - | - | 20.05 | 332 | 13.16 | 709 | 19.19 | 317 | 13.17 | 545 | 20.59 | 327 | 14.13 | 721 | 21.33 | 366 | 14.53 | 774 | |
| 12. | 5.17 | 334 | 11.11 | 704 | 5.33 | 416 | 11.16 | 735 | 6.51 | 352 | 0.16 | 691 | 8.13 | 318 | 1.43 | 673 | 8.21 | 334 | 1.34 | 681 | 9.20 | 316 | 2.26 | 697 | 9.42 | 349 | 2.43 | 743 | 12. |
| | 17.36 | 356 | 23.13 | 718 | 18.05 | 388 | 23.42 | 719 | 19.34 | 343 | 12.50 | 713 | 20.34 | 340 | 14.00 | 699 | 20.58 | 328 | 14.00 | 704 | 21.39 | 314 | 14.54 | 704 | 22.14 | 343 | 15.20 | 768 | |
| 13. | 6.14 | 324 | - | - | 6.30 | 350 | - | - | 7.56 | 338 | 1.22 | 698 | 8.56 | 351 | 2.21 | ○ 712 | 9.16 | 315 | 2.32 | ○ 683 | 10.02 | 331 | 3.14 | 727 | 10.05 | 368 | 3.34 | 733 | 13. |
| | 18.48 | 355 | 12.16 | 705 | 18.58 | 340 | 12.16 | 703 | 20.34 | 327 | 13.42 | 715 | 21.32 | 341 | 14.31 | 739 | 21.38 | 315 | 14.51 | 713 | 22.26 | 326 | 15.26 | 761 | 22.45 | 381 | 15.43 | 888 | |
| 14. | 7.18 | 366 | 0.31 | 750 | 7.29 | 356 | 0.50 | 719 | 8.29 | 343 | 2.10 | 700 | 9.44 | 339 | 3.00 | 716 | 9.51 | 321 | 3.11 | 708 | 10.47 | 320 | 3.47 | 742 | 11.14 | 403 | 4.11 | 841 | 14. |
| | 19.37 | 345 | 12.50 | 749 | 19.58 | 373 | 13.21 | 746 | 21.19 | 326 | 14.24 | 729 | 22.08 | 328 | 15.17 | 736 | 22.20 | 319 | 15.23 | 728 | 23.04 | 322 | 16.12 | 742 | 23.33 | 386 | 16.25 | 816 | |
| 15. | 8.00 | 337 | 1.20 | 713 | 8.19 | 361 | 1.40 | 732 | 9.27 | 338 | 2.48 | ○ 709 | 10.22 | 322 | 3.36 | 711 | 10.32 | 326 | 3.44 | 722 | 11.24 | 312 | 4.29 | 735 | 11.50 | 377 | 4.37 | 826 | 15. |
| | 20.31 | 358 | 13.53 | 732 | 20.48 | 358 | 14.05 | 735 | 21.56 | 338 | 15.06 | 737 | 22.48 | 311 | 15.50 | 724 | 22.53 | 316 | 15.59 | 737 | 23.38 | 321 | 16.49 | 723 | - | - | 17.34 | 886 | |
| 16. | 8.55 | 361 | 2.13 | 756 | 9.00 | 353 | 2.23 | ○ 727 | 10.07 | 336 | 3.27 | 722 | 10.45 | 322 | 4.17 | 685 | 11.04 | 317 | 4.23 | 707 | - | - | 5.08 | 728 | 0.18 | 433 | 5.50 | 876 | 16. |
| | 21.16 | 342 | 14.31 | 747 | 21.33 | 345 | 14.41 | 745 | 22.34 | 334 | 15.46 | 734 | 23.16 | 340 | 16.29 | 753 | 23.28 | 319 | 16.35 | 733 | 12.06 | 311 | 17.40 | 700 | 13.03 | 401 | 18.22 | 792 | |
| 17. | 9.37 | 314 | 2.48 | ○ 721 | 9.45 | 339 | 3.05 | 722 | 10.38 | 329 | 3.59 | 708 | 11.26 | 338 | 4.44 | 733 | 11.39 | 349 | 5.06 | 748 | 0.21 | 321 | 6.01 | 732 | 1.09 | 373 | 6.35 | 788 | 17. |
| | 22.00 | 296 | 15.09 | 709 | 22.10 | 337 | 15.18 | 739 | 23.03 | 337 | 16.18 | 751 | 23.49 | 330 | 16.57 | 737 | - | - | 17.04 | 753 | 12.49 | 338 | 18.21 | 718 | 13.37 | 344 | 19.15 | 733 | |
| 18. | 10.04 | 303 | 3.33 | 684 | 10.23 | 345 | 3.45 | 724 | 11.16 | 335 | 4.32 | 726 | - | - | 5.17 | 714 | 0.03 | 345 | 5.22 | 714 | 1.02 | 347 | 6.41 | 728 | 1.51 | 345 | 7.23 | 750 | 18. |
| | 22.38 | 311 | 15.46 | 736 | 22.47 | 347 | 16.00 | 747 | 23.43 | 328 | 16.47 | 741 | 12.01 | 329 | 17.31 | 717 | 12.24 | 311 | 18.04 | 669 | 13.36 | 339 | 19.18 | 687 | 14.27 | 331 | 20.12 | 707 | |
| 19. | 10.41 | 307 | 4.01 | 705 | 11.01 | 377 | 4.30 | 738 | 11.45 | 332 | 5.09 | 706 | 0.23 | 319 | 5.51 | 672 | 0.37 | 312 | 6.13 | 692 | 1.50 | 347 | 7.35 | 693 | 2.39 | 351 | 8.22 | 744 | 19. |
| | 23.03 | 313 | 16.20 | 716 | 23.33 | 355 | 16.37 | 790 | - | - | 17.21 | 738 | 12.36 | 305 | 18.08 | 681 | 12.45 | 334 | 18.35 | 741 | 14.34 | 343 | 20.30 | 671 | 15.25 | 334 | 21.08 | 668 | |
| 20. | 11.14 | 324 | 4.36 | 717 | 11.31 | 357 | 5.01 | 738 | 0.07 | 340 | 5.38 | 723 | 1.07 | 280 | 6.28 | 591 | 1.19 | 369 | 6.46 | 723 | 2.55 | 364 | 8.35 | 702 | 3.52 | 310 | 9.30 | 645 | 20. |
| | 23.37 | 317 | 16.48 | 734 | 23.56 | 347 | 17.06 | 766 | 12.15 | 351 | 17.49 | 755 | 12.56 | 268 | 18.53 | 618 | 13.40 | 337 | 19.27 | 670 | 15.46 | 318 | 21.53 | 669 | 16.47 | 263 | 22.27 | 583 | |
| 21. | 11.36 | 325 | 5.11 | 708 | - | - | 5.30 | 730 | 0.44 | 344 | 6.13 | 720 | 1.18 | 288 | 7.13 | 639 | 2.04 | 325 | 7.56 | 654 | 4.17 | 341 | 10.04 | 681 | 4.53 | 267 | 10.56 | 622 | 21. |
| | - | - | 17.19 | 740 | 12.04 | 347 | 17.39 | 740 | 12.52 | 347 | 18.30 | 734 | 13.36 | 320 | 19.39 | 694 | 14.26 | 328 | 20.42 | 692 | 17.07 | 318 | 23.03 | 645 | 17.31 | 290 | 23.35 | 637 | |
| 22. | 0.14 | 331 | 5.46 | 699 | 0.31 | 329 | 6.04 | 697 | 1.21 | 337 | 6.55 | 703 | 2.16 | 340 | 7.49 | 663 | 2.56 | 385 | 8.54 | 715 | 5.51 | 309 | - | - | 6.01 | 310 | - | - | 22. |
| | 12.14 | 343 | 17.59 | 734 | 12.35 | 329 | 18.19 | 727 | 13.28 | 341 | 19.11 | 721 | 14.40 | 318 | 20.50 | 652 | 16.07 | 339 | 22.12 | 651 | 18.42 | 329 | 12.07 | 688 | 18.42 | 326 | 12.10 | 685 | |
| 23. | 0.39 | 347 | 6.14 | 693 | 1.07 | 324 | 6.44 | 685 | 1.57 | 338 | 7.37 | 692 | 3.15 | 335 | 9.18 | 672 | 4.34 | 348 | 10.41 | 685 | 6.49 | 350 | 0.20 | 666 | 7.13 | 340 | 0.40 | 710 | 23. |
| | 12.49 | 353 | 18.37 | 743 | 13.08 | 325 | 18.54 | 722 | 14.11 | 345 | 20.02 | 706 | 15.58 | 338 | 22.06 | 671 | 17.32 | 341 | 23.49 | 690 | 19.37 | 301 | 12.22 | 699 | 19.45 | 336 | 12.59 | 729 | |
| 24. | 1.21 | 357 | 6.55 | 692 | 1.41 | 328 | 7.24 | 690 | 2.45 | 341 | 8.38 | 678 | 4.49 | 330 | 10.44 | 636 | 6.06 | 387 | - | - | 7.45 | 326 | 1.29 | 689 | 8.10 | 340 | 1.28 | 732 | 24. |
| | 13.19 | 358 | 19.20 | 745 | 13.45 | 339 | 19.39 | 720 | 14.43 | 370 | 21.06 | 749 | 17.44 | 297 | 23.58 | 630 | 19.12 | 389 | 12.24 | 773 | 20.24 | 336 | 13.28 | 741 | 20.34 | 333 | 13.49 | 735 | |
| 25. | 2.03 | 371 | 7.57 | 727 | 2.20 | 335 | 8.12 | 685 | 3.55 | 382 | 9.33 | 700 | 6.13 | 325 | - | - | 7.42 | 365 | 0.37 | 732 | 8.44 | 325 | 1.51 | 722 | 8.52 | 324 | 2.09 | ● 716 | 25. |
| | 14.22 | 394 | 20.09 | 754 | 14.30 | 346 | 20.31 | 716 | 16.18 | 355 | 22.26 | 681 | 19.09 | 324 | 12.16 | 688 | 19.54 | 388 | 13.13 | 713 | 21.15 | 297 | 14.08 | 705 | 21.09 | 326 | 14.36 | 702 | |
| 26. | 2.55 | 379 | 8.54 | 729 | 3.17 | 343 | 9.03 | 696 | 5.04 | 332 | 11.07 | 658 | 7.41 | 334 | 1.02 | 696 | 8.18 | 384 | 1.15 | 749 | 9.26 | 290 | 2.46 | ● 650 | 9.36 | 325 | 2.53 | 717 | 26. |
| | 15.12 | 401 | 21.17 | 764 | 15.35 | 351 | 21.36 | 729 | 17.55 | 309 | - | - | 20.23 | 310 | 13.15 | 710 | 20.53 | 384 | 13.45 | 811 | 21.32 | 338 | 15.07 | 704 | 21.48 | 330 | 15.14 | 707 | |
| 27. | 4.08 | 382 | 9.52 | 720 | 4.23 | 354 | 10.09 | 700 | 6.30 | 318 | 0.01 | 661 | 8.37 | 324 | 2.04 | ● 695 | 9.15 | 351 | 2.15 | ● 758 | 10.03 | 344 | 3.03 | 738 | 10.17 | 330 | 3.32 | 734 | 27. |
| | 16.31 | 380 | 22.21 | 732 | 16.49 | 346 | 22.50 | 711 | 19.24 | 334 | 12.39 | 707 | 21.24 | 313 | 14.14 | 736 | 21.33 | 321 | 14.32 | 740 | 22.20 | 334 | 15.21 | 742 | 22.28 | 336 | 15.51 | 721 | |
| 28. | 5.02 | 361 | 11.09 | 723 | 5.31 | 349 | 11.26 | 717 | 7.52 | 345 | 1.08 | 721 | 9.38 | 319 | 2.54 | 706 | 9.59 | 332 | 3.13 | 734 | 10.38 | 308 | 3.41 | 723 | 10.50 | 341 | 4.04 | 747 | 28. |
| | 17.45 | 370 | 23.29 | 746 | 18.14 | 358 | - | - | 20.35 | 328 | 13.32 | 727 | 22.02 | 322 | 15.08 | 725 | 22.13 | 327 | 15.18 | 754 | 22.51 | 337 | 16.22 | 701 | 22.59 | 343 | 16.24 | 739 | |
| 29. | 6.16 | 354 | - | - | 6.56 | 351 | 0.05 | 732 | 9.00 | 334 | 2.18 | ● 718 | 10.18 | 334 | 3.33 | 733 | 10.25 | 340 | 3.34 | 701 | 11.12 | 321 | 4.08 | 728 | 11.21 | 360 | 4.36 | 755 | 29. |
| | 18.50 | 356 | 12.04 | 729 | 19.34 | 345 | 12.42 | 727 | 21.33 | 321 | 14.35 | 738 | 22.44 | 326 | 15.48 | 756 | 22.33 | 318 | 15.47 | 687 | 23.19 | 337 | 16.45 | 722 | 23.22 | 371 | 16.54 | 730 | |
| 30. | 7.20 | 338 | 0.29 | 741 | 8.05 | 342 | 1.16 | 733 | 9.56 | 334 | 3.10 | 732 | 11.00 | 319 | 4.13 | 730 | 11.14 | 329 | 3.48 | 631 | 11.36 | 339 | 4.45 | 730 | 11.46 | 371 | 4.53 | 760 | 30. |
| | 19.56 | 340 | 13.07 | 727 | 20.42 | 336 | 13.46 | 738 | 22.29 | 318 | 15.29 | 756 | 23.20 | 328 | 16.32 | 752 | 23.41 | 458 | 16.29 | 672 | 23.44 | 348 | 17.02 | 710 | 23.56 | 368 | 17.17 | 743 | |
| 31. | | | | | 9.06 | 340 | 2.20 | ● 737 | 10.42 | 321 | 3.59 | 728 | | | | | 11.31 | 390 | 4.48 | 797 | | | | | - | - | 5.36 | 759 | 31. |
| | | | | | 21.42 | 314 | 14.41 | ● 742 | 23.10 | 308 | 16.11 | 747 | | | | | 23.28 | 382 | 16.43 | 732 | | | | | 12.29 | 347 | 17.59 | 703 | |
| Mittel | | 335 | | 727 | | 344 | | 728 | | 337 | | 719 | | 335 | | 705 | | 348 | | 703 | | 334 | | 704 | | 349 | | 727 | Mittel |

| | MTnw (cm) | MThw (cm) |
|---|---|---|
| Sommer | 337 | 717 |

Sommerhalbjahr: 1.5. bis 31.10.

eisfrei

BfG Koblenz

PNP : NN - 5.01 m

W Tide

cm

Pegel : Farge

Gewässer : Weser

Gebiet : Unterweser

Nr. 49500201

## Hauptwerte

| | 1999 Nov Tnw | Nov Thw | Dez Tnw | Dez Thw | 2000 Jan Tnw | Jan Thw | Feb Tnw | Feb Thw | Mrz Tnw | Mrz Thw | Apr Tnw | Apr Thw | Mai Tnw | Mai Thw | Jun Tnw | Jun Thw | Jul Tnw | Jul Thw | Aug Tnw | Aug Thw | Sep Tnw | Sep Thw | Okt Tnw | Okt Thw | Nov Tnw | Nov Thw | Dez Tnw | Dez Thw |
|---|---|---|---|---|---|---|---|---|---|---|---|---|---|---|---|---|---|---|---|---|---|---|---|---|---|---|---|---|
| Tag | 28. | 16. | 23. | 23. | 24. | 15. | 24. | 27. | 24. | 29. | 10.+ | 28. | 6. | 27. | 4. | 9. | 2. | 10. | 31. | 26. | 20. | 20. | 11. | 11. | 26. | 6. | 20. | 20. |
| N | 304 | 645 | 273 | 629 | 303 | 672 | 299 | 663 | 297 | 633 | 295 | 643 | 292 | 650 | 290 | 653 | 304 | 678 | 308 | 658 | 268 | 591 | 309 | 545 | 290 | 594 | 263 | 583 |
| M | 345 | 712 | 372 | 759 | 358 | 746 | 367 | 760 | 369 | 757 | 321 | 726 | 326 | 719 | 335 | 727 | 344 | 728 | 337 | 719 | 335 | 705 | 348 | 703 | 334 | 704 | 349 | 727 |
| H | 453 | 801 | 524 | 964 | 596 | 959 | 477 | 906 | 509 | 866 | 368 | 806 | 442 | 760 | 401 | 764 | 416 | 790 | 382 | 763 | 415 | 788 | 458 | 811 | 383 | 761 | 433 | 888 |
| Tag | 18. | 27. | 4. | 3. | 30. | 30. | 9. | 9. | 3. | 9. | 29. | 5. | 27. | 25. | 26. | 26. | 12. | 19. | 25. | 2. | 8. | 3. | 30. | 26. | 4. | 13. | 16. | 13. |
| | 1990/1999 | | | | 1991/2000 10 Jahre | | | | | | | | | | | | | | | | | | | | | | | |
| Jahr | 1997 | 1997 | 1997 | 1997 | 1996 | 1996 | 1994 | 1994 | 1996 | 1993 | 1993 | 1991 | 1999 | 1993 | 1994 | 1991 | 1991 | 1991 | 1995+ | 1992 | 2000 | 1993 | 1994+ | 1999 | 1997 | 1997 | 1997 | 1997 |
| N | 226 | 565 | 198 | 519 | 202 | 552 | 188 | 539 | 220 | 565 | 242 | 630 | 271 | 627 | 279 | 647 | 295 | 651 | 293 | 643 | 268 | 588 | 246 | 536 | 226 | 565 | 198 | 519 |
| MN | 281 | 617 | 271 | 614 | 276 | 625 | 270 | 626 | 270 | 611 | 283 | 644 | 291 | 651 | 298 | 667 | 304 | 668 | 301 | 659 | 300 | 627 | 280 | 596 | 279 | 612 | 271 | 613 |
| M | 346 | 716 | 350 | 726 | 349 | 730 | 344 | 730 | 338 | 730 | 328 | 724 | 325 | 716 | 334 | 720 | 336 | 719 | 340 | 716 | 343 | 713 | 348 | 713 | 345 | 715 | 350 | 726 |
| MH | 445 | 822 | 471 | 854 | 495 | 881 | 476 | 868 | 446 | 841 | 406 | 826 | 387 | 779 | 385 | 786 | 390 | 786 | 396 | 796 | 425 | 802 | 478 | 832 | 439 | 814 | 461 | 857 |
| H | 505 | 882 | 537 | 964 | 624 | 1016 | 640 | 972 | 509 | 912 | 470 | 882 | 442 | 791 | 410 | 807 | 418 | 846 | 423 | 827 | 466 | 902 | 599 | 935 | 505 | 882 | 530 | 964 |
| Jahr | 1992 | 1992 | 1990 | 1999 | 1995 | 1994 | 1993 | 1999 | 2000 | 1994 | 1995 | 1994 | 2000 | 1994 | 1994 | 1997 | 1999 | 1998 | 1994 | 1994 | 1998 | 1995 | 1996 | 1996 | 1992 | 1992 | 1993 | 1999 |
| HThw ab 1901 | 972 | | 964 | | 1032 | | 1022 | | 956 | | 930 | | 821 | | 856 | | 846 | | 871 | | 902 | | 935 | | 972 | | 964 | |

| | Abflussjahr (*) 2000 Jahr | Datum | Winter | Sommer | Kalenderjahr 2000 Jahr | Datum |
|---|---|---|---|---|---|---|
| NTnw | 268 | 20.09.2000 | 273 | 268 | 263 | 20.12.2000 |
| NThw | 545 | 11.10.2000 | 629 | 545 | 545 | 11.10.2000 |
| M | 346 | 730 | 355 | 744 | 337 | 717 | 344 | 727 |
| HTnw | 596 | 30.01.2000 | 596 | 458 | 596 | 30.01.2000 |
| HThw | 964 | 03.12.1999 | 964 | 811 | 959 | 30.01.2000 |
| | 1991/2000 (*) 10 Jahre | | | | 1991/2000 | |
| NTnw | 188 | 15.02.1994 | 188 | 246 | 188 | 15.02.1994 |
| NThw | 519 | 17.12.1997 | 519 | 536 | 519 | 17.12.1997 |
| MN | 234 | 554 | 237 | 576 | 274 | 590 | 234 | 556 |
| M | 340 | 721 | 342 | 726 | 338 | 716 | 340 | 721 |
| MH | 584 | 944 | 551 | 930 | 491 | 854 | 584 | 943 |
| HTnw | 640 | 21.02.1993 | 640 | 599 | 640 | 21.02.1993 |
| HThw | 1016 | 28.01.1994 | 1016 | 935 | 1016 | 28.01.1994 |

## Extremwerte **)

| | NTnw cm | NTnw Datum | NThw cm | NThw Datum | HTnw cm | HTnw Datum | HThw cm | HThw Datum |
|---|---|---|---|---|---|---|---|---|
| 1 | 160 | 15.03.1964 | 399 | 16.01.1905 | 816 | * 23.12.1894 | 1032 | 03.01.1976 |
| 2 | 170 | 02.03.1987 | 415 | 18.01.1912 | 737 | 17.02.1962 | 1022 | 17.02.1962 |
| 3 | 188 | 15.02.1994 | 417 | 07.12.1959 | 689 | 16.02.1962 | 1016 | 28.01.1994 |
| 4 | 189 | 08.12.1959 | 418 | 18.11.1916 | 688 | 14.01.1916 | 996 | 21.01.1976 |
| 5 | 192 | 15.02.1994 | 429 | 18.01.1912 | 686 | 10.10.1926 | 992 | 10.01.1995 |
| 6 | 193 | 14.03.1964 | 438 | 19.11.1916 | 682 | 10.02.1949 | 984 | 28.02.1990 |
| 7 | 195 | 10.02.1996 | 441 | 11.11.1941 | 677 | 07.01.1905 | 975 | 23.01.1993 |
| 8 | 196 | 25.01.1937 | 441 | 17.01.1912 | 676 | 23.12.1954 | 974 | 27.02.1990 |
| 9 | 197 | 17.01.1972 | 442 | 25.01.1937 | 669 | 06.11.1985 | 972 | 05.02.1999 |
| 10 | 198 | 17.12.1997 | 449 | e 01.02.1950 | 658 | 03.12.1917 | 972 | 25.11.1981 |

## Häufigkeitstabelle (Unterschreitungstiden)

### Tideniedrigwasser

| cm a.P. | 1999 Nov | Dez | 2000 Jan | Feb | Mrz | Apr | Mai | Jun | Jul | Aug | Sep | Okt | Nov | Dez | Abflussjahr (*) 2000 Wi | So | Jahr | Kalenderjahr 2000 Jahr | 1991/2000 10 Jahre |
|---|---|---|---|---|---|---|---|---|---|---|---|---|---|---|---|---|---|---|---|
| 900 | | | | | | | | | | | | | | | | | | | |
| 880 | | | | | | | | | | | | | | | | | | | |
| 860 | | | | | | | | | | | | | | | | | | | |
| 840 | | | | | | | | | | | | | | | | | | | |
| 820 | | | | | | | | | | | | | | | | | | | |
| 800 | | | | | | | | | | | | | | | | | | | |
| 780 | | | | | | | | | | | | | | | | | | | |
| 760 | | | | | | | | | | | | | | | | | | | |
| 740 | | | | | | | | | | | | | | | | | | | |
| 720 | | | | | | | | | | | | | | | | | | | |
| 700 | | | | | | | | | | | | | | | | | | | |
| 680 | | | | | | | | | | | | | | | | | | | |
| 660 | | | | | | | | | | | | | | | | | | | 705.8 |
| 640 | | | | | | | | | | | | | | | | | | | 705.7 |
| 620 | | | | | | | | | | | | | | | | | | | 705.6 |
| 600 | | | 60 | | | | | | | | | | | | 352 | | 708 | 707 | 705.5 |
| 580 | | | 59 | | | | | | | | | | | | 351 | | 707 | 706 | 705.2 |
| 560 | | | 59 | | | | | | | | | | | | 351 | | 707 | 706 | 704.9 |
| 540 | | 60 | 59 | | | | | | | | | | | | 351 | | 707 | 706 | 704.5 |
| 520 | | 59 | 59 | | 60 | | | | | | | | | | 350 | | 706 | 706 | 704.1 |
| 500 | | 58 | 59 | | 59 | | | | | | | | | | 348 | | 704 | 705 | 702.9 |
| 480 | | 57 | 58 | 56 | 59 | | | | | | | | | | 346 | | 702 | 704 | 701.7 |
| 460 | 58 | 57 | 58 | 55 | 58 | | 60 | | | | | 60 | | | 344 | 356 | 700 | 702 | 698.3 |
| 440 | 57 | 55 | 57 | 51 | 56 | | 59 | | | | | 59 | | 59 | 334 | 354 | 688 | 693 | 692.1 |
| 420 | 57 | 51 | 54 | 51 | 51 | | 58 | 58 | 60 | | 58 | 58 | | 58 | 322 | 352 | 674 | 682 | 682.6 |
| 400 | 55 | 48 | 52 | 44 | 47 | | 58 | 57 | 58 | 60 | 56 | 57 | 58 | 55 | 304 | 346 | 650 | 660 | 662.7 |
| 380 | 49 | 39 | 47 | 37 | 39 | 58 | 57 | 54 | 57 | 59 | 54 | 47 | 57 | 52 | 269 | 328 | 597 | 618 | 626.5 |
| 360 | 44 | 24 | 39 | 26 | 31 | 57 | 55 | 48 | 52 | 55 | 50 | 44 | 51 | 37 | 221 | 304 | 525 | 545 | 553.0 |
| 340 | 30 | 11 | 26 | 17 | 17 | 49 | 50 | 32 | 27 | 37 | 38 | 31 | 37 | 21 | 150 | 215 | 365 | 382 | 400.9 |
| 320 | 13 | 8 | 6 | 4 | 2 | 30 | 25 | 18 | 6 | 8 | 14 | 11 | 11 | 5 | 63 | 82 | 145 | 140 | 188.4 |
| 300 | | 4 | | 1 | 2 | 3 | 6 | 5 | | | 4 | | 2 | 3 | 10 | 15 | 25 | 26 | 50.4 |
| 280 | | 2 | | | | | | | | | 1 | | | 2 | 2 | 1 | 3 | 3 | 15.6 |
| 260 | | | | | | | | | | | | | | | | | | | 6.2 |
| 240 | | | | | | | | | | | | | | | | | | | 3.3 |
| 220 | | | | | | | | | | | | | | | | | | | 1.2 |
| 200 | | | | | | | | | | | | | | | | | | | 0.4 |
| 180 | | | | | | | | | | | | | | | | | | | |
| 160 | | | | | | | | | | | | | | | | | | | |
| 140 | | | | | | | | | | | | | | | | | | | |
| 120 | | | | | | | | | | | | | | | | | | | |
| 100 | | | | | | | | | | | | | | | | | | | |
| 80 | | | | | | | | | | | | | | | | | | | |
| 60 | | | | | | | | | | | | | | | | | | | |
| 40 | | | | | | | | | | | | | | | | | | | |
| 20 | | | | | | | | | | | | | | | | | | | |

### Tidehochwasser

| cm a.P. | 1999 Nov | Dez | 2000 Jan | Feb | Mrz | Apr | Mai | Jun | Jul | Aug | Sep | Okt | Nov | Dez | Abflussjahr (*) 2000 Wi | So | Jahr | Kalenderjahr 2000 Jahr | 1991/2000 10 Jahre |
|---|---|---|---|---|---|---|---|---|---|---|---|---|---|---|---|---|---|---|---|
| 1200 | | | | | | | | | | | | | | | | | | | |
| 1180 | | | | | | | | | | | | | | | | | | | |
| 1160 | | | | | | | | | | | | | | | | | | | |
| 1140 | | | | | | | | | | | | | | | | | | | |
| 1120 | | | | | | | | | | | | | | | | | | | |
| 1100 | | | | | | | | | | | | | | | | | | | |
| 1080 | | | | | | | | | | | | | | | | | | | |
| 1060 | | | | | | | | | | | | | | | | | | | |
| 1040 | | | | | | | | | | | | | | | | | | | |
| 1020 | | | | | | | | | | | | | | | | | | | 705.9 |
| 1000 | | | | | | | | | | | | | | | | | | | 705.8 |
| 980 | | 60 | | | | | | | | | | | | | 351 | | 707 | | 705.7 |
| 960 | | 59 | 60 | | | | | | | | | | | | 350 | | 706 | 707 | 705.3 |
| 940 | | 59 | 59 | | | | | | | | | | | | 349 | | 705 | 706 | 704.7 |
| 920 | | 59 | 59 | 56 | | | | | | | | | | | 349 | | 705 | 706 | 704.6 |
| 900 | | 59 | 59 | 54 | | | | | | | | | | 60 | 347 | | 703 | 704 | 703.3 |
| 880 | | 59 | 59 | 54 | 60 | | | | | | | | | 58 | 347 | | 703 | 702 | 701.8 |
| 860 | | 58 | 59 | 54 | 58 | | | | | | | | | 57 | 344 | | 700 | 699 | 698.6 |
| 840 | | 56 | 58 | 53 | 56 | | | | | | | | | 56 | 338 | | 694 | 694 | 694.8 |
| 820 | 58 | 53 | 58 | 51 | 54 | 57 | | | | | | 60 | | 55 | 331 | 356 | 687 | 689 | 688.4 |
| 800 | 57 | 48 | 53 | 49 | 50 | 56 | | | 60 | | 58 | 59 | | 54 | 313 | 355 | 668 | 675 | 674.8 |
| 780 | 57 | 41 | 49 | 41 | 39 | 56 | 60 | 58 | 58 | 60 | 57 | 58 | 58 | 52 | 283 | 351 | 634 | 646 | 647.7 |
| 760 | 55 | 34 | 41 | 30 | 30 | 52 | 59 | 54 | 55 | 59 | 55 | 57 | 57 | 49 | 242 | 339 | 581 | 598 | 606.0 |
| 740 | 46 | 24 | 33 | 18 | 17 | 38 | 51 | 43 | 45 | 48 | 51 | 49 | 50 | 40 | 176 | 287 | 463 | 483 | 510.4 |
| 720 | 29 | 9 | 19 | 9 | 10 | 20 | 24 | 18 | 18 | 28 | 38 | 36 | 35 | 29 | 96 | 162 | 258 | 284 | 350.7 |
| 700 | 21 | 7 | 5 | 3 | 9 | 9 | 10 | 6 | 8 | 11 | 25 | 25 | 23 | 16 | 54 | 85 | 139 | 150 | 194.1 |
| 680 | 10 | 2 | 1 | 1 | 6 | 5 | 5 | 1 | 1 | 3 | 12 | 16 | 10 | 10 | 25 | 38 | 63 | 71 | 91.6 |
| 660 | 5 | 1 | | | 4 | 1 | 3 | 1 | | 1 | 6 | 11 | 5 | 6 | 11 | 22 | 33 | 38 | 43.7 |
| 640 | | 1 | | | 2 | | | | | | 5 | 4 | 2 | 4 | 3 | 9 | 12 | 17 | 23.1 |
| 620 | | | | | | | | | | | 2 | 2 | 2 | 1 | | 4 | 4 | 7 | 12.7 |
| 600 | | | | | | | | | | | 1 | 2 | 1 | 1 | | 3 | 3 | 5 | 6.9 |
| 580 | | | | | | | | | | | | 2 | | | | 2 | 2 | 2 | 2.6 |
| 560 | | | | | | | | | | | | 1 | | | | 1 | 1 | 1 | 1.0 |
| 540 | | | | | | | | | | | | | | | | | | | 0.3 |
| 520 | | | | | | | | | | | | | | | | | | | 0.1 |
| 500 | | | | | | | | | | | | | | | | | | | |
| 480 | | | | | | | | | | | | | | | | | | | |
| 460 | | | | | | | | | | | | | | | | | | | |
| 440 | | | | | | | | | | | | | | | | | | | |
| 420 | | | | | | | | | | | | | | | | | | | |
| 400 | | | | | | | | | | | | | | | | | | | |
| 380 | | | | | | | | | | | | | | | | | | | |
| 360 | | | | | | | | | | | | | | | | | | | |
| 340 | | | | | | | | | | | | | | | | | | | |
| 320 | | | | | | | | | | | | | | | | | | | |

(*) Abflußjahr: 1.11. des Vorjahres bis 31.10.

**) Extremwerte ab 1901

* außerhalb der Vergleichsreihe

e = Wert ist ergänzt

eisfrei

BfG Koblenz

PNP : NN - 5.00 m

W Tide

cm

Pegel : Brake

Gewässer : Weser

Gebiet : Unterweser

Nr. 49700200

## Hauptwerte

| | 1999 Nov Tnw | 1999 Nov Thw | 1999 Dez Tnw | 1999 Dez Thw | 2000 Jan Tnw | 2000 Jan Thw | 2000 Feb Tnw | 2000 Feb Thw | 2000 Mrz Tnw | 2000 Mrz Thw | 2000 Apr Tnw | 2000 Apr Thw | 2000 Mai Tnw | 2000 Mai Thw | 2000 Jun Tnw | 2000 Jun Thw | 2000 Jul Tnw | 2000 Jul Thw | 2000 Aug Tnw | 2000 Aug Thw | 2000 Sep Tnw | 2000 Sep Thw | 2000 Okt Tnw | 2000 Okt Thw | 2000 Nov Tnw | 2000 Nov Thw | 2000 Dez Tnw | 2000 Dez Thw |
|---|---|---|---|---|---|---|---|---|---|---|---|---|---|---|---|---|---|---|---|---|---|---|---|---|---|---|---|---|
| Tag | 28. | 16. | 23. | 23. | 24. | 15. | 23. | 27. | 24.+ | 29. | 20. | 28. | 6. | 27. | 4. | 9. | 2. | 10. | 31. | 26. | 20. | 20. | 18. | 11. | 26. | 6. | 20. | 20. |
| N | 279 | 633 | 248 | 617 | 267 | 656 | 261 | 648 | 261 | 614 | 269 | 627 | 263 | 639 | 261 | 640 | 277 | 667 | 276 | 647 | 247 | 578 | 278 | 538 | 261 | 579 | 238 | 567 |
| M | 327 | 700 | 352 | 742 | 335 | 728 | 340 | 740 | 340 | 737 | 300 | 709 | 304 | 705 | 313 | 714 | 320 | 716 | 310 | 708 | 311 | 693 | 326 | 690 | 311 | 689 | 327 | 712 |
| H | 447 | 782 | 530 | 943 | 599 | 938 | 467 | 886 | 499 | 842 | 354 | 779 | 444 | 744 | 383 | 753 | 407 | 771 | 363 | 751 | 407 | 770 | 455 | 789 | 368 | 746 | 422 | 868 |
| Tag | 18. | 27. | 4. | 3. | 30. | 30. | 9. | 9. | 3. | 9. | 29. | 5. | 27. | 25. | 26. | 26. | 12. | 19. | 25. | 2. | 8. | 3. | 30. | 26. | 4. | 13. | 15. | 13. |
| | 1990/1999 | | | | 1991/2000 10 Jahre | | | | | | | | | | | | | | | | | | | | | | | |
| Jahr | 1997 | 1997 | 1997 | 1997 | 1996+ | 1996 | 1994+ | 1994 | 1996 | 1993 | 1993 | 1994 | 1999 | 1993 | 1994 | 1991 | 1992 | 1992 | 1992 | 1992 | 2000 | 1993 | 1994 | 1999 | 1997 | 1997 | 1997 | 1997 |
| N | 207 | 552 | 170 | 501 | 190 | 530 | 170 | 517 | 202 | 543 | 210 | 615 | 247 | 619 | 249 | 634 | 263 | 634 | 263 | 624 | 247 | 569 | 220 | 523 | 207 | 552 | 170 | 501 |
| MN | 257 | 602 | 246 | 597 | 247 | 608 | 241 | 612 | 246 | 593 | 256 | 630 | 265 | 637 | 270 | 654 | 275 | 655 | 272 | 646 | 272 | 614 | 252 | 582 | 254 | 598 | 246 | 597 |
| M | 325 | 701 | 328 | 708 | 327 | 712 | 324 | 714 | 316 | 712 | 306 | 707 | 303 | 702 | 310 | 708 | 312 | 707 | 316 | 704 | 321 | 700 | 327 | 700 | 323 | 700 | 328 | 709 |
| MH | 436 | 804 | 465 | 832 | 486 | 861 | 466 | 848 | 436 | 817 | 395 | 802 | 375 | 758 | 368 | 766 | 375 | 770 | 382 | 777 | 416 | 784 | 472 | 814 | 429 | 797 | 454 | 835 |
| H | 501 | 871 | 535 | 943 | 615 | 1004 | 628 | 961 | 500 | 890 | 468 | 854 | 444 | 769 | 392 | 787 | 408 | 828 | 414 | 806 | 465 | 875 | 601 | 911 | 501 | 871 | 530 | 943 |
| Jahr | 1992 | 1992 | 1990 | 1999 | 1995 | 1994 | 1993 | 1999 | 1995 | 1994 | 1995 | 1994 | 2000 | 1997 | 1994 | 1997 | 1999 | 1998 | 1994 | 1994 | 1998 | 1995 | 1996 | 1996 | 1992 | 1992 | 1999 | 1999 |
| HThw ab 1901 | 947 | | 950 | | 1014 | | 1031 | | 970 | | 907 | | 814 | | 837 | | 828 | | 854 | | 888 | | 921 | | 947 | | 950 | |

| | Abflussjahr (*) 2000 Jahr | Datum | Winter | Sommer | Kalenderjahr 2000 Jahr | Datum |
|---|---|---|---|---|---|---|
| NTnw | 247 | 20.09.2000 | 248 | 247 | 238 | 20.12.2000 |
| NThw | 538 | 11.10.2000 | 614 | 538 | 538 | 11.10.2000 |
| M | 323 | 715 | 332 | 726 | 314 | 705 | 320 | 712 |
| HTnw | 599 | 30.01.2000 | 599 | 455 | 599 | 30.01.2000 |
| HThw | 943 | 03.12.1999 | 943 | 789 | 938 | 30.01.2000 |
| | 1991/2000 (*) 10 Jahre | | | | 1991/2000 | |
| NTnw | 170 | +14.02.1994 | 170 | 220 | 170 | +14.02.1994 |
| NThw | 501 | 17.12.1997 | 501 | 523 | 501 | 17.12.1997 |
| MN | 209 | 536 | 210 | 558 | 249 | 575 | 209 | 539 |
| M | 318 | 706 | 321 | 709 | 315 | 704 | 318 | 706 |
| MH | 580 | 924 | 546 | 911 | 486 | 832 | 581 | 925 |
| HTnw | 628 | 21.02.1993 | 628 | 601 | 628 | 21.02.1993 |
| HThw | 1004 | 28.01.1994 | 1004 | 911 | 1004 | 28.01.1994 |

## Extremwerte **)

| | NTnw cm | | NTnw Datum | NThw cm | NThw Datum | HTnw cm | | HTnw Datum | HThw cm | HThw Datum |
|---|---|---|---|---|---|---|---|---|---|---|
| 1 | 127 | | 15.03.1964 | 328 | 04.11.1994 | 795 | * | 23.12.1894 | 1031 | 17.02.1962 |
| 2 | 131 | | 02.03.1987 | 377 | 16.01.1905 | 719 | | 17.02.1962 | 1014 | 03.01.1976 |
| 3 | 137 | | 25.01.1937 | 411 | 18.11.1916 | 695 | | 10.02.1949 | 1004 | 28.01.1994 |
| 4 | 146 | e | 09.01.1970 | 415 | 07.12.1959 | 690 | | 10.10.1926 | 989 | 21.01.1976 |
| 5 | 157 | e | 17.01.1972 | 420 | 18.01.1912 | 680 | | 16.02.1962 | 975 | 10.01.1995 |
| 6 | 157 | | 14.03.1964 | 424 | 11.11.1941 | 679 | | 06.11.1985 | 970 | 13.03.1906 |
| 7 | 170 | | 17.12.1997 | 430 | 25.01.1937 | 667 | | 23.12.1954 | 965 | 28.02.1990 |
| 8 | 170 | | 14.02.1994 | 431 | 19.11.1916 | 656 | | 26.02.1990 | 961 | 05.02.1999 |
| 9 | 172 | | 25.01.1937 | 439 | 17.01.1905 | 656 | | 21.01.1956 | 960 | 27.02.1990 |
| 10 | 175 | | 26.01.1937 | 444 | 20.11.1927 | 652 | | 14.02.1989 | 958 | 23.01.1993 |

## Häufigkeitstabelle (Unterschreitungstiden)

### Tideniedrigwasser

| cm a.P. | 1999 Nov | 1999 Dez | 2000 Jan | Feb | Mrz | Apr | Mai | Jun | Jul | Aug | Sep | Okt | Nov | Dez | Abflussjahr (*) 2000 Wi | So | Jahr | Kalenderjahr 2000 Jahr | 1991/2000 10 Jahre |
|---|---|---|---|---|---|---|---|---|---|---|---|---|---|---|---|---|---|---|---|
| 900 | | | | | | | | | | | | | | | | | | | |
| 880 | | | | | | | | | | | | | | | | | | | |
| 860 | | | | | | | | | | | | | | | | | | | |
| 840 | | | | | | | | | | | | | | | | | | | |
| 820 | | | | | | | | | | | | | | | | | | | |
| 800 | | | | | | | | | | | | | | | | | | | |
| 780 | | | | | | | | | | | | | | | | | | | |
| 760 | | | | | | | | | | | | | | | | | | | |
| 740 | | | | | | | | | | | | | | | | | | | |
| 720 | | | | | | | | | | | | | | | | | | | |
| 700 | | | | | | | | | | | | | | | | | | | |
| 680 | | | | | | | | | | | | | | | | | | | |
| 660 | | | | | | | | | | | | | | | | | | | |
| 640 | | | | | | | | | | | | | | | | | | | 705.9 |
| 620 | | | | | | | | | | | | | | | | | | | 705.8 |
| 600 | | | 60 | | | | | | | | | | | | 352 | | 708 | 708 | 705.5 |
| 580 | | | 59 | | | | | | | | | | | | 351 | | 707 | 707 | 705.4 |
| 560 | | | 59 | | | | | | | | | | | | 351 | | 707 | 707 | 705.0 |
| 540 | | 60 | 59 | | | | | | | | | | | | 351 | | 707 | 707 | 704.7 |
| 520 | | 59 | 59 | | | | | | | | | | | | 350 | | 706 | 707 | 704.1 |
| 500 | | 57 | 59 | | 60 | | | | | | | | | | 348 | | 704 | 707 | 703.4 |
| 480 | | 57 | 59 | 56 | 59 | | | | | | | | | | 347 | | 703 | 706 | 702.1 |
| 460 | 58 | 57 | 58 | 55 | 59 | | 60 | | | | | 60 | | | 345 | 356 | 701 | 704 | 699.9 |
| 440 | 57 | 57 | 57 | 54 | 57 | | 58 | | | | | 59 | | 60 | 340 | 353 | 693 | 697 | 696.1 |
| 420 | 57 | 51 | 57 | 51 | 57 | | 58 | | 60 | | 58 | 59 | | 59 | 331 | 353 | 684 | 693 | 689.1 |
| 400 | 55 | 51 | 54 | 51 | 52 | | 58 | 58 | 59 | | 57 | 58 | | 59 | 321 | 350 | 671 | 682 | 679.2 |
| 380 | 54 | 46 | 52 | 42 | 49 | | 58 | 56 | 58 | 60 | 56 | 57 | 58 | 56 | 301 | 345 | 646 | 660 | 659.8 |
| 360 | 47 | 37 | 47 | 40 | 46 | 58 | 57 | 54 | 56 | 59 | 53 | 47 | 57 | 52 | 275 | 326 | 601 | 626 | 624.0 |
| 340 | 42 | 26 | 39 | 29 | 35 | 57 | 56 | 47 | 53 | 55 | 50 | 42 | 51 | 40 | 228 | 303 | 531 | 554 | 556.6 |
| 320 | 30 | 13 | 28 | 23 | 23 | 47 | 51 | 33 | 33 | 46 | 44 | 34 | 40 | 28 | 164 | 241 | 405 | 430 | 422.2 |
| 300 | 13 | 9 | 12 | 12 | 10 | 33 | 34 | 23 | 10 | 17 | 22 | 15 | 19 | 6 | 89 | 121 | 210 | 213 | 235.6 |
| 280 | 1 | 5 | 3 | 4 | 2 | 7 | 9 | 9 | 2 | 2 | 5 | 1 | 3 | 3 | 22 | 28 | 50 | 50 | 72.7 |
| 260 | | 4 | | | | | | | | | 2 | | | 2 | 4 | 2 | 6 | 4 | 20.7 |
| 240 | | | | | | | | | | | | | | 1 | | | | 1 | 7.7 |
| 220 | | | | | | | | | | | | | | | | | | | 3.2 |
| 200 | | | | | | | | | | | | | | | | | | | 1.3 |
| 180 | | | | | | | | | | | | | | | | | | | 0.4 |
| 160 | | | | | | | | | | | | | | | | | | | |
| 140 | | | | | | | | | | | | | | | | | | | |
| 120 | | | | | | | | | | | | | | | | | | | |
| 100 | | | | | | | | | | | | | | | | | | | |
| 80 | | | | | | | | | | | | | | | | | | | |
| 60 | | | | | | | | | | | | | | | | | | | |
| 40 | | | | | | | | | | | | | | | | | | | |
| 20 | | | | | | | | | | | | | | | | | | | |

### Tidehochwasser

| cm a.P. | 1999 Nov | 1999 Dez | 2000 Jan | Feb | Mrz | Apr | Mai | Jun | Jul | Aug | Sep | Okt | Nov | Dez | Abflussjahr (*) 2000 Wi | So | Jahr | Kalenderjahr 2000 Jahr | 1991/2000 10 Jahre |
|---|---|---|---|---|---|---|---|---|---|---|---|---|---|---|---|---|---|---|---|
| 1200 | | | | | | | | | | | | | | | | | | | |
| 1180 | | | | | | | | | | | | | | | | | | | |
| 1160 | | | | | | | | | | | | | | | | | | | |
| 1140 | | | | | | | | | | | | | | | | | | | |
| 1120 | | | | | | | | | | | | | | | | | | | |
| 1100 | | | | | | | | | | | | | | | | | | | |
| 1080 | | | | | | | | | | | | | | | | | | | |
| 1060 | | | | | | | | | | | | | | | | | | | |
| 1040 | | | | | | | | | | | | | | | | | | | |
| 1020 | | | | | | | | | | | | | | | | | | | 705.9 |
| 1000 | | | | | | | | | | | | | | | | | | | 705.8 |
| 980 | | | | | | | | | | | | | | | | | | | 705.8 |
| 960 | | 60 | | | | | | | | | | | | | 352 | | 707 | | 705.6 |
| 940 | | 59 | 60 | | | | | | | | | | | | 351 | | 706 | 707 | 705.3 |
| 920 | | 59 | 59 | | | | | | | | | | | | 350 | | 705 | 706 | 704.9 |
| 900 | | 59 | 59 | 56 | | | | | | | | | | | 350 | | 705 | 706 | 704.6 |
| 880 | | 59 | 59 | 54 | | | | | | | | | | 60 | 348 | | 703 | 704 | 703.6 |
| 860 | | 59 | 59 | 54 | 60 | | | | | | | | | 58 | 348 | | 703 | 702 | 702.1 |
| 840 | | 58 | 59 | 54 | 59 | | | | | | | | | 57 | 346 | | 701 | 700 | 699.2 |
| 820 | | 56 | 58 | 53 | 56 | | | | | | | | | 56 | 339 | | 694 | 694 | 695.1 |
| 800 | 58 | 53 | 58 | 51 | 54 | | | | | | | 60 | | 55 | 332 | 355 | 687 | 689 | 689.4 |
| 780 | 57 | 48 | 55 | 49 | 51 | 58 | | | 60 | | 58 | 59 | | 54 | 318 | 354 | 672 | 679 | 678.1 |
| 760 | 56 | 41 | 49 | 41 | 42 | 57 | 59 | 58 | 58 | 60 | 57 | 58 | 58 | 52 | 286 | 350 | 636 | 649 | 648.4 |
| 740 | 54 | 33 | 40 | 29 | 28 | 53 | 56 | 51 | 54 | 53 | 52 | 55 | 57 | 47 | 237 | 321 | 558 | 575 | 589.6 |
| 720 | 38 | 20 | 33 | 17 | 17 | 37 | 44 | 31 | 30 | 41 | 43 | 43 | 49 | 35 | 162 | 232 | 394 | 420 | 464.8 |
| 700 | 26 | 9 | 15 | 8 | 10 | 18 | 19 | 15 | 10 | 22 | 30 | 32 | 34 | 24 | 86 | 128 | 214 | 237 | 298.8 |
| 680 | 15 | 7 | 5 | 2 | 9 | 8 | 8 | 4 | 5 | 10 | 18 | 24 | 20 | 15 | 46 | 69 | 115 | 128 | 156.2 |
| 660 | 8 | 2 | 1 | 1 | 6 | 4 | 4 | 1 | | 2 | 8 | 14 | 10 | 8 | 22 | 29 | 51 | 59 | 72.2 |
| 640 | 4 | 1 | | | 4 | 1 | 1 | | | | 5 | 7 | 4 | 6 | 10 | 13 | 23 | 28 | 35.1 |
| 620 | | 1 | | | 2 | | | | | | 3 | 3 | 2 | 3 | 3 | 6 | 9 | 13 | 20.4 |
| 600 | | | | | | | | | | | 1 | 2 | 2 | 1 | | 3 | 3 | 6 | 11.6 |
| 580 | | | | | | | | | | | 1 | 2 | 1 | 1 | | 3 | 3 | 5 | 5.6 |
| 560 | | | | | | | | | | | | 1 | | | | 1 | 1 | 1 | 2.2 |
| 540 | | | | | | | | | | | | 1 | | | | 1 | 1 | 1 | 0.8 |
| 520 | | | | | | | | | | | | | | | | | | | 0.2 |
| 500 | | | | | | | | | | | | | | | | | | | |
| 480 | | | | | | | | | | | | | | | | | | | |
| 460 | | | | | | | | | | | | | | | | | | | |
| 440 | | | | | | | | | | | | | | | | | | | |
| 420 | | | | | | | | | | | | | | | | | | | |
| 400 | | | | | | | | | | | | | | | | | | | |
| 380 | | | | | | | | | | | | | | | | | | | |
| 360 | | | | | | | | | | | | | | | | | | | |
| 340 | | | | | | | | | | | | | | | | | | | |
| 320 | | | | | | | | | | | | | | | | | | | |

(*) Abflußjahr: 1.11. des Vorjahres bis 31.10.

**) Extremwerte ab 1901

* außerhalb der Vergleichsreihe

e = Wert ist ergänzt

eisfrei

PNP : NN - 5.00 m

W Tide
cm

Pegel : Brake
Gewässer : Weser
Gebiet : Unterweser

Nr.49700200

| Tag | 1999 November Tnw Zeit | cm | Thw Zeit | cm | Dezember Tnw Zeit | cm | Thw Zeit | cm | 2000 Januar Tnw Zeit | cm | Thw Zeit | cm | Februar Tnw Zeit | cm | Thw Zeit | cm | März Tnw Zeit | cm | Thw Zeit | cm | April Tnw Zeit | cm | Thw Zeit | cm | Mai Tnw Zeit | cm | Thw Zeit | cm | Tag |
|---|---|---|---|---|---|---|---|---|---|---|---|---|---|---|---|---|---|---|---|---|---|---|---|---|---|---|---|---|---|
| 1. | 1.25 | 384 | 6.56 | 739 | 1.29 | 435 | 7.31 | 836 | 3.07 | 318 | 9.32 | 699 | 4.41 | 380 | 10.34 | 685 | 2.45 | 412 | 9.20 | 713 | 5.46 | 314 | 11.53 | 705 | 6.07 | 299 | - | - | 1. |
| | 13.57 | 342 | 20.13 | 658 | 14.24 | 503 | 19.54 | 805 | 16.11 | 344 | 22.17 | 711 | 17.10 | 347 | 23.12 | 719 | 16.12 | 441 | 22.23 | 764 | 18.18 | 321 | - | - | 18.32 | 312 | 12.17 | 694 | |
| 2. | 1.52 | 361 | 7.38 | 734 | 3.34 | 422 | 9.49 | 804 | 4.30 | 336 | 10.37 | 699 | 6.00 | 356 | 11.54 | 749 | 5.04 | 418 | 10.50 | 709 | 6.51 | 293 | 0.14 | 715 | 7.03 | 293 | 0.22 | 715 | 2. |
| | 15.00 | 375 | 21.07 | 731 | 15.40 | 435 | 21.41 | 765 | 17.03 | 345 | 23.19 | 704 | 18.11 | 427 | - | - | 17.36 | 345 | 23.47 | 657 | 19.15 | 298 | 12.51 | 694 | 19.24 | 304 | 13.06 | 699 | |
| 3. | 3.44 | 406 | 9.31 | 724 | 3.39 | 439 | 9.40 | 723 | 5.33 | 345 | 11.42 | 708 | 7.06 | 422 | 0.08 | 808 | 5.48 | 395 | - | - | 7.44 | 281 | 1.05 | 713 | 7.55 | 287 | 1.13 | 720 | 3. |
| | 16.34 | 344 | 22.45 | 662 | 15.28 | 423 | 21.39 | 943 | 18.33 | 314 | - | - | 19.30 | 331 | 12.36 | 763 | 19.54 | 499 | 12.37 | 777 | 19.58 | 295 | 13.38 | 698 | 20.20 | 291 | 13.49 | 711 | |
| 4. | 5.02 | 337 | 11.06 | 695 | 4.52 | 530 | 10.20 | 852 | 6.43 | 410 | 0.43 | 715 | 7.49 | 302 | 1.15 | 711 | 7.12 | 452 | 0.41 | 822 | 8.21 | 297 | 1.45 | ● 732 | 8.40 | 281 | 2.02 | 725 | 4. |
| | 17.53 | 314 | 23.54 | 667 | 17.54 | 370 | 23.48 | 727 | 19.27 | 324 | 12.24 | 778 | 20.15 | 359 | 13.51 | 731 | 19.48 | 414 | 13.12 | 805 | 20.22 | 315 | 14.05 | 725 | 21.02 | 281 | 14.31 | ● 710 | |
| 5. | 6.21 | 314 | - | - | 6.20 | 345 | - | - | 8.05 | 361 | 1.39 | 730 | 8.44 | 353 | 1.52 | ● 766 | 8.20 | 365 | 1.36 | 804 | 9.15 | 331 | 2.20 | 779 | 9.28 | 274 | 2.44 | 722 | 5. |
| | 18.53 | 289 | 12.10 | 669 | 19.11 | 321 | 12.07 | 794 | 19.49 | 340 | 13.21 | 725 | 20.54 | 322 | 14.17 | 732 | 20.36 | 317 | 13.59 | 741 | 21.25 | 315 | 14.51 | 748 | 21.46 | 270 | 15.12 | 713 | |
| 6. | 6.59 | 337 | 1.02 | 635 | 7.24 | 308 | 0.52 | 713 | 8.12 | 292 | 1.33 | ● 697 | 9.23 | 315 | 2.35 | 741 | 8.49 | 322 | 2.10 | ● 743 | 9.50 | 287 | 3.17 | 743 | 10.09 | 270 | 3.28 | 716 | 6. |
| | 19.05 | 376 | 13.00 | 724 | 19.34 | 360 | 13.10 | 724 | 20.29 | 335 | 14.14 | 686 | 21.34 | 317 | 15.02 | 731 | 21.11 | 358 | 14.25 | 755 | 22.11 | 284 | 15.30 | 735 | 22.29 | 263 | 15.51 | 706 | |
| 7. | 7.53 | 402 | 1.21 | 760 | 8.08 | 388 | 1.12 | ● 768 | 8.57 | 346 | 2.06 | 761 | 9.51 | 329 | 3.14 | 747 | 9.39 | 350 | 2.52 | 783 | 10.34 | 289 | 3.48 | 756 | 10.49 | 271 | 4.13 | 709 | 7. |
| | 20.28 | 323 | 13.33 | 752 | 20.23 | 372 | 13.37 | 777 | 20.59 | 307 | 14.24 | 716 | 21.57 | 346 | 15.24 | 736 | 22.06 | 354 | 15.18 | 779 | 22.51 | 275 | 16.13 | 733 | 23.11 | 267 | 16.33 | 711 | |
| 8. | 8.44 | 302 | 2.06 | ● 711 | 8.49 | 384 | 2.02 | 791 | 9.25 | 338 | 2.54 | 712 | 10.40 | 364 | 3.22 | 786 | 9.59 | 323 | 3.20 | 760 | 11.12 | 276 | 4.27 | 733 | 11.30 | 277 | 5.05 | 701 | 8. |
| | 21.03 | 303 | 14.19 | 723 | 20.55 | 317 | 13.58 | 750 | 21.45 | 351 | 15.13 | 732 | 21.49 | 394 | 16.01 | 725 | 22.15 | 377 | 15.32 | 768 | 23.29 | 281 | 16.46 | 734 | 23.52 | 270 | 17.13 | 709 | |
| 9. | 9.18 | 311 | 2.42 | 719 | 9.11 | 340 | 2.32 | 727 | 10.12 | 359 | 3.21 | 788 | 11.16 | 467 | 3.57 | 882 | 10.47 | 411 | 3.46 | 842 | 11.42 | 281 | 5.05 | 728 | - | - | 5.49 | 698 | 9. |
| | 21.33 | 314 | 14.57 | 720 | 21.17 | 360 | 14.39 | 724 | 22.19 | 330 | 15.43 | 748 | 23.36 | 385 | 15.40 | 886 | 23.00 | 340 | 15.53 | 776 | - | - | 17.27 | 708 | 12.08 | 289 | 17.57 | 711 | |
| 10. | 9.48 | 310 | 3.14 | 710 | 9.33 | 392 | 3.03 | 748 | 10.48 | 298 | 3.58 | 745 | 11.44 | 288 | 4.34 | 769 | 11.32 | 310 | 4.33 | 787 | 0.00 | 272 | 5.59 | 705 | 0.25 | 283 | 6.33 | 685 | 10. |
| | 21.58 | 301 | 15.34 | 686 | 22.12 | 341 | 15.19 | 763 | 22.49 | 286 | 16.35 | 689 | - | - | 17.41 | 698 | 23.33 | 281 | 17.03 | 719 | 12.17 | 294 | 18.13 | 710 | 12.52 | 306 | 18.51 | 718 | |
| 11. | 10.19 | 295 | 3.52 | 685 | 10.29 | 293 | 3.29 | 743 | 11.17 | 305 | 4.42 | 709 | 0.00 | 341 | 5.50 | 822 | - | - | 5.40 | 771 | 0.37 | 285 | 6.45 | 703 | 1.25 | 294 | 7.39 | 687 | 11. |
| | 22.29 | 292 | 16.07 | 680 | 22.09 | 294 | 16.05 | 675 | 23.25 | 308 | 16.59 | 693 | 12.23 | 390 | 17.39 | 768 | 12.06 | 366 | 17.25 | 835 | 12.50 | 304 | 18.40 | 709 | 13.47 | 316 | 19.53 | 701 | |
| 12. | 10.45 | 295 | 4.18 | 686 | 11.04 | 340 | 4.16 | 765 | 11.56 | 309 | 5.10 | 718 | 0.21 | 324 | 6.00 | 731 | 0.24 | 353 | 5.41 | 760 | 1.16 | 303 | 7.17 | 671 | 2.24 | 283 | 8.43 | 644 | 12. |
| | 22.57 | 295 | 16.34 | 680 | 22.37 | 365 | 16.30 | 731 | 23.57 | 328 | 17.46 | 678 | 12.43 | 293 | 18.53 | 701 | 12.34 | 311 | 18.17 | 723 | 13.40 | 298 | 19.47 | 699 | 14.39 | 305 | 21.02 | 679 | |
| 13. | 11.15 | 304 | 4.46 | 689 | 11.42 | 351 | 4.33 | 789 | - | - | 5.41 | 714 | 1.01 | 382 | 6.53 | 801 | 0.46 | 309 | 6.40 | 730 | 2.24 | 302 | 8.44 | 656 | 3.36 | 278 | 10.13 | 655 | 13. |
| | 23.16 | 327 | 17.06 | 682 | 23.39 | 321 | 17.09 | 713 | 12.29 | 320 | 18.13 | 671 | 13.47 | 389 | 19.13 | 783 | 13.11 | 324 | 18.54 | 727 | 14.51 | 334 | 21.04 | 686 | 16.16 | 305 | 22.49 | 702 | |
| 14. | 11.57 | 331 | 5.22 | 729 | 11.52 | 339 | 5.28 | 707 | 0.29 | 311 | 6.28 | 696 | 1.50 | 376 | 7.27 | 754 | 1.34 | 335 | 7.31 | 742 | 3.40 | 310 | 10.04 | 698 | 5.05 | 286 | 11.25 | 681 | 14. |
| | 23.50 | 328 | 17.48 | 669 | - | - | 17.44 | 704 | 12.58 | 300 | 19.04 | 666 | 14.26 | 315 | 20.14 | 683 | 14.02 | 355 | 20.36 | 792 | 16.37 | 339 | 22.32 | 727 | 17.37 | 303 | 23.37 | 705 | |
| 15. | - | - | 5.49 | 679 | 0.02 | 344 | 5.46 | 734 | 1.07 | 300 | 7.27 | 698 | 2.35 | 295 | 8.59 | 742 | 2.51 | 416 | 8.39 | 828 | 5.31 | 304 | 11.36 | 696 | 6.17 | 284 | - | - | 15. |
| | 12.10 | 311 | 18.16 | 653 | 12.37 | 351 | 18.34 | 706 | 13.51 | 292 | 20.09 | 656 | 15.27 | 386 | 21.07 | 737 | 15.37 | 393 | 21.50 | 763 | 17.55 | 306 | - | - | 18.42 | 299 | 12.33 | 686 | |
| 16. | 0.15 | 322 | 6.24 | 687 | 0.43 | 350 | 7.02 | 709 | 1.59 | 305 | 8.34 | 703 | 4.15 | 318 | 10.30 | 713 | 4.12 | 393 | 10.11 | 740 | 6.32 | 294 | 0.07 | 707 | 7.15 | 290 | 0.32 | 717 | 16. |
| | 12.53 | 333 | 19.00 | 633 | 13.14 | 328 | 19.31 | 685 | 14.47 | 320 | 21.19 | 700 | 17.21 | 442 | 22.44 | 746 | 16.44 | 349 | 23.01 | 735 | 19.15 | 321 | 12.48 | 716 | 19.40 | 296 | 13.11 | 709 | |
| 17. | 0.40 | 356 | 7.25 | 702 | 1.30 | 354 | 7.43 | 727 | 3.25 | 371 | 9.41 | 770 | 5.34 | 354 | 11.39 | 751 | 5.36 | 356 | 11.42 | 749 | 7.44 | 279 | 0.41 | 725 | 7.59 | 297 | 1.17 | 739 | 17. |
| | 13.46 | 374 | 20.06 | 711 | 13.23 | 422 | 19.51 | 723 | 16.09 | 380 | 22.22 | 769 | 18.28 | 344 | - | - | 18.15 | 344 | - | - | 20.12 | 313 | 13.49 | 714 | 20.24 | 339 | 13.51 | 741 | |
| 18. | 1.55 | 447 | 8.10 | 724 | 1.13 | 500 | 8.22 | 818 | 4.35 | 410 | 10.59 | 822 | 6.53 | 297 | 0.13 | 741 | 7.04 | 318 | 0.15 | 749 | 8.31 | 294 | 1.39 | ○ 724 | 8.42 | 300 | 1.55 | ○ 723 | 18. |
| | 15.07 | 378 | 21.31 | 677 | 15.48 | 389 | 21.39 | 730 | 17.51 | 364 | 23.28 | 733 | 19.03 | 304 | 13.00 | 681 | 19.34 | 330 | 12.57 | 756 | 20.54 | 285 | 14.15 | 706 | 20.46 | 317 | 14.12 | 710 | |
| 19. | 3.49 | 374 | 9.55 | 662 | 4.11 | 364 | 10.22 | 749 | 5.53 | 323 | - | - | 8.11 | 306 | 1.11 | ○ 747 | 7.55 | 297 | 1.06 | 720 | 9.12 | 275 | 2.28 | 722 | 9.10 | 302 | 2.34 | 732 | 19. |
| | 16.03 | 351 | 22.40 | 640 | 16.48 | 372 | 22.58 | 747 | 18.33 | 292 | 12.04 | 719 | 20.28 | 333 | 13.51 | 751 | 20.22 | 303 | 13.59 | 726 | 21.32 | 280 | 14.57 | 717 | 21.41 | 298 | 14.58 | 729 | |
| 20. | 4.48 | 324 | 11.24 | 634 | 5.02 | 386 | 11.28 | 757 | 7.18 | 301 | 0.52 | 719 | 9.08 | 303 | 2.12 | 766 | 8.57 | 300 | 2.12 | ○ 759 | 9.54 | 274 | 3.04 | 728 | 9.55 | 308 | 3.16 | 732 | 20. |
| | 17.30 | 295 | - | - | 18.09 | 316 | - | - | 19.53 | 331 | 13.21 | 754 | 21.28 | 288 | 14.59 | 723 | 21.19 | 312 | 14.43 | 746 | 22.11 | 269 | 15.35 | 711 | 22.18 | 298 | 15.32 | 733 | |
| 21. | 6.13 | 311 | 0.11 | 659 | 6.37 | 285 | 0.06 | 709 | 8.37 | 369 | 1.56 | ○ 794 | 10.01 | 262 | 3.10 | 735 | 9.43 | 289 | 2.50 | 759 | 10.22 | 281 | 3.46 | 708 | 10.25 | 292 | 3.53 | 714 | 21. |
| | 18.50 | 293 | 12.15 | 704 | 19.07 | 278 | 12.30 | 715 | 20.46 | 307 | 14.04 | 745 | 22.15 | 269 | 15.49 | 703 | 21.53 | 291 | 15.22 | 724 | 22.42 | 298 | 16.03 | 745 | 22.42 | 289 | 16.04 | 718 | |
| 22. | 7.16 | 304 | 0.47 | 694 | 7.34 | 280 | 1.00 | ○ 675 | 9.23 | 310 | 2.31 | 746 | 10.44 | 291 | 3.52 | 734 | 10.21 | 299 | 3.33 | 751 | 10.53 | 289 | 4.09 | 725 | 10.53 | 306 | 4.29 | 710 | 22. |
| | 19.48 | 295 | 13.01 | 725 | 20.15 | 249 | 13.24 | 695 | 21.47 | 313 | 15.00 | 745 | 23.00 | 296 | 16.21 | 741 | 22.35 | 298 | 15.56 | 740 | 23.03 | 291 | 16.32 | 714 | 23.17 | 302 | 16.34 | 726 | |
| 23. | 8.12 | 320 | 1.39 | ○ 710 | 8.32 | 248 | 2.06 | 617 | 10.12 | 290 | 3.09 | 769 | 11.23 | 279 | 4.31 | 743 | 10.58 | 295 | 4.07 | 755 | 11.19 | 302 | 4.45 | 724 | 11.24 | 299 | 5.01 | 699 | 23. |
| | 20.39 | 302 | 13.46 | 744 | 21.06 | 308 | 14.38 | 715 | 22.32 | 280 | 15.57 | 719 | 23.37 | 261 | 17.03 | 699 | 23.08 | 285 | 16.29 | 725 | 23.34 | 303 | 16.56 | 734 | 23.41 | 294 | 17.08 | 703 | |
| 24. | 9.05 | 290 | 2.20 | 718 | 9.41 | 257 | 2.28 | 722 | 11.01 | 267 | 4.10 | 743 | 11.38 | 307 | 5.21 | 708 | 11.25 | 261 | 4.40 | 700 | 11.43 | 322 | 5.17 | 717 | 11.34 | 331 | 5.27 | 678 | 24. |
| | 21.28 | 292 | 14.41 | 722 | 21.55 | 257 | 15.31 | 648 | 23.18 | 278 | 16.52 | 710 | - | - | 17.31 | 765 | 23.34 | 261 | 17.17 | 673 | - | - | 17.29 | 721 | - | - | 17.33 | 742 | |
| 25. | 9.49 | 304 | 3.06 | 724 | 10.05 | 351 | 3.45 | 679 | 11.45 | 273 | 4.55 | 730 | 0.14 | 339 | 5.41 | 762 | 11.52 | 301 | 5.20 | 715 | 0.05 | 296 | 5.52 | 686 | 0.21 | 317 | 6.03 | 665 | 25. |
| | 22.16 | 304 | 15.22 | 730 | 22.49 | 374 | 15.48 | 793 | 23.55 | 292 | 17.31 | 705 | 12.18 | 342 | 18.03 | 767 | - | - | 17.26 | 724 | 12.06 | 297 | 18.06 | 693 | 12.08 | 295 | 18.31 | 744 | |
| 26. | 10.44 | 291 | 3.48 | 729 | 11.17 | 323 | 4.03 | 837 | - | - | 5.33 | 739 | 0.45 | 342 | 6.12 | 739 | 0.02 | 307 | 5.37 | 727 | 0.32 | 293 | 6.29 | 662 | 1.04 | 338 | 6.41 | 688 | 26. |
| | 22.58 | 298 | 16.21 | 706 | 23.25 | 364 | 16.48 | 768 | 12.20 | 296 | 18.16 | 717 | 12.46 | 318 | 18.34 | 706 | 12.11 | 325 | 18.02 | 730 | 12.37 | 298 | 18.52 | 676 | 12.54 | 334 | 18.57 | 695 | |
| 27. | 11.17 | 328 | 4.32 | 715 | 11.51 | 333 | 4.56 | 783 | 0.36 | 304 | 6.09 | 731 | 0.58 | 306 | 6.46 | 699 | 0.25 | 319 | 6.14 | 717 | 1.04 | 310 | 7.07 | 652 | 1.41 | 297 | 8.14 | 639 | 27. |
| | 23.54 | 366 | 17.07 | 782 | - | - | 17.24 | 759 | 12.52 | 311 | 18.46 | 704 | 13.25 | 295 | 19.19 | 648 | 12.34 | 330 | 18.27 | 696 | 13.10 | 321 | 19.22 | 656 | 13.20 | 444 | 19.35 | 706 | |
| 28. | 12.04 | 279 | 5.03 | 729 | 0.17 | 332 | 5.49 | 767 | 1.06 | 333 | 6.47 | 745 | 1.23 | 341 | 7.23 | 709 | 0.50 | 310 | 7.00 | 656 | 1.54 | 289 | 8.26 | 627 | 2.34 | 359 | 8.42 | 641 | 28. |
| | 23.57 | 316 | 18.09 | 639 | 12.36 | 323 | 18.21 | 737 | 13.30 | 344 | 19.18 | 695 | 13.20 | 430 | 19.30 | 722 | 12.56 | 321 | 19.02 | 637 | 14.02 | 338 | 20.51 | 685 | 15.00 | 306 | 21.57 | 672 | |
| 29. | - | - | 5.52 | 732 | 0.46 | 342 | 6.39 | 753 | 1.34 | 362 | 7.17 | 697 | 2.06 | 396 | 8.01 | 702 | 1.08 | 302 | 7.44 | 614 | 3.21 | 325 | 9.47 | 673 | 4.09 | 441 | 9.46 | 710 | 29. |
| | 13.16 | 324 | 18.45 | 714 | 13.20 | 322 | 19.14 | 708 | 13.04 | 450 | 19.39 | 791 | 14.34 | 384 | 21.00 | 675 | 13.19 | 331 | 20.10 | 621 | 15.48 | 354 | 22.15 | 703 | 16.12 | 372 | 22.13 | 731 | |
| 30. | 1.11 | 351 | 6.53 | 719 | 1.30 | 332 | 7.25 | 738 | 1.35 | 599 | 7.27 | 938 | | | | | 2.06 | 322 | 9.07 | 617 | 4.57 | 314 | 11.13 | 682 | 5.08 | 322 | 11.10 | 696 | 30. |
| | 13.41 | 309 | 19.57 | 689 | 14.05 | 331 | 19.59 | 678 | 15.55 | 473 | 20.34 | 679 | | | | | 14.49 | 351 | 21.48 | 667 | 17.27 | 320 | 23.35 | 707 | 17.39 | 314 | 23.33 | 721 | |
| 31. | | | | | 2.10 | 324 | 8.14 | 716 | 1.46 | 391 | 9.40 | 779 | | | | | 4.08 | 326 | 10.42 | 679 | | | | | 6.13 | 295 | - | - | 31. |
| | | | | | 15.05 | 328 | 20.53 | 670 | 16.21 | 405 | 22.01 | 752 | | | | | 16.55 | 339 | 23.10 | 709 | | | | | 18.48 | 305 | 12.18 | 715 | |
| Mittel | | 327 | | 700 | | 352 | | 742 | | 335 | | 728 | | 340 | | 740 | | 340 | | 737 | | 300 | | 709 | | 304 | | 705 | Mittel |

| | MTnw (cm) | MThw (cm) |
|---|---|---|
| Winter | 332 | 726 |

Winterhalbjahr: 1.11. bis 30.4.

eisfrei

BfG Koblenz

PNP : NN - 5.00 m

W Tide
cm

Pegel : Brake
Gewässer : Weser
Gebiet : Unterweser

Nr.49700200

2000

| Tag | Juni Tnw Zeit | Juni Tnw cm | Juni Thw Zeit | Juni Thw cm | Juli Tnw Zeit | Juli Tnw cm | Juli Thw Zeit | Juli Thw cm | August Tnw Zeit | August Tnw cm | August Thw Zeit | August Thw cm | September Tnw Zeit | September Tnw cm | September Thw Zeit | September Thw cm | Oktober Tnw Zeit | Oktober Tnw cm | Oktober Thw Zeit | Oktober Thw cm | November Tnw Zeit | November Tnw cm | November Thw Zeit | November Thw cm | Dezember Tnw Zeit | Dezember Tnw cm | Dezember Thw Zeit | Dezember Thw cm | Tag |
|---|---|---|---|---|---|---|---|---|---|---|---|---|---|---|---|---|---|---|---|---|---|---|---|---|---|---|---|---|---|
| 1. | 7.18 | 274 | 0.30 | 722 | 7.40 | 309 | 0.55 | 729 | 9.21 | 288 | 2.46 | 708 | 10.42 | 280 | 4.14 | 695 | 10.52 | 301 | 4.14 | 727 | 11.26 | 315 | 4.23 | 736 | 11.37 | 305 | 4.42 | 733 | 1. |
| | 19.38 | 284 | 13.12 | 689 | 20.00 | 291 | 13.26 | 717 | 21.56 | 278 | 15.00 | 736 | 23.06 | 293 | 16.16 | 732 | 23.11 | 304 | 16.25 | 737 | 23.28 | 334 | 17.03 | 699 | 23.24 | 316 | 17.19 | 658 | |
| 2. | 8.09 | 286 | 1.18 | 722 | 8.30 | 287 | 1.50 | 721 | 10.15 | 297 | 3.42 | 720 | 11.20 | 310 | 4.45 | 725 | 11.26 | 306 | 4.50 | 721 | 11.55 | 327 | 5.04 | 726 | 11.59 | 352 | 5.28 | 723 | 2. |
| | 20.39 | 304 | 13.50 | 727 | 20.57 | 277 | 14.07 | 722 | 22.45 | 291 | 15.46 | 751 | 23.45 | 329 | 16.54 | 759 | 23.38 | 319 | 16.59 | 726 | 23.27 | 290 | 17.21 | 677 | - | - | 17.35 | 687 | |
| 3. | 9.03 | 288 | 2.03 | 748 | 9.29 | 292 | 2.54 | 717 | 11.02 | 294 | 4.22 | 718 | 11.54 | 355 | 5.17 | 759 | 11.53 | 324 | 5.15 | 723 | - | - | 5.22 | 711 | 0.09 | 325 | 6.00 | 695 | 3. |
| | 21.24 | 269 | 14.43 | 718 | 22.03 | 278 | 15.11 | 731 | 23.34 | 285 | 16.28 | 745 | - | - | 17.31 | 770 | - | - | 17.30 | 712 | 12.04 | 348 | 17.56 | 667 | 12.30 | 330 | 18.32 | 716 | |
| 4. | 9.45 | 261 | 3.08 | 708 | 10.24 | 294 | 3.48 | 725 | 11.50 | 297 | 5.13 | 717 | 0.24 | 327 | 5.53 | 710 | 0.10 | 301 | 5.56 | 646 | 0.00 | 368 | 5.51 | 699 | 0.49 | 368 | 6.32 | 705 | 4. |
| | 22.19 | 275 | 15.39 | 714 | 22.54 | 282 | 15.58 | 742 | - | - | 17.16 | 743 | 12.22 | 309 | 18.08 | 722 | 12.03 | 301 | 18.06 | 667 | 12.43 | 350 | 18.47 | 676 | 13.24 | 325 | 19.15 | 613 | |
| 5. | 10.36 | 281 | 3.56 | 719 | 11.09 | 304 | 4.36 | 720 | 0.13 | 287 | 6.00 | 707 | 0.42 | 312 | 6.37 | 700 | 0.17 | 338 | 6.06 | 697 | 0.58 | 354 | 7.12 | 688 | 1.13 | 360 | 7.31 | 665 | 5. |
| | 23.01 | 278 | 16.10 | 725 | 23.44 | 294 | 16.48 | 747 | 12.17 | 303 | 18.00 | 732 | 13.00 | 313 | 18.46 | 700 | 12.38 | 336 | 18.34 | 679 | 13.46 | 348 | 19.44 | 645 | 14.11 | 343 | 20.19 | 638 | |
| 6. | 11.25 | 301 | 4.52 | 724 | - | - | 5.33 | 723 | 0.48 | 292 | 6.40 | 695 | 1.09 | 322 | 6.58 | 676 | 0.37 | 373 | 6.54 | 699 | 2.04 | 346 | 8.00 | 593 | 2.21 | 354 | 8.44 | 679 | 6. |
| | 23.52 | 296 | 17.02 | 746 | 12.01 | 318 | 17.36 | 751 | 12.58 | 304 | 18.46 | 734 | 13.23 | 318 | 19.51 | 673 | 13.00 | 417 | 19.16 | 686 | 14.08 | 304 | 21.28 | 579 | 15.15 | 361 | 21.24 | 678 | |
| 7. | - | - | 5.40 | 720 | 0.30 | 300 | 6.18 | 702 | 1.30 | 321 | 7.17 | 709 | 1.55 | 376 | 8.02 | 719 | 1.38 | 379 | 7.57 | 659 | 3.11 | 329 | 10.01 | 669 | 3.59 | 342 | 10.01 | 705 | 7. |
| | 12.09 | 320 | 17.43 | 748 | 12.39 | 312 | 18.24 | 731 | 13.37 | 327 | 19.30 | 717 | 14.25 | 385 | 20.14 | 675 | 14.23 | 344 | 20.57 | 629 | 16.45 | 310 | 22.57 | 649 | 16.57 | 329 | 22.54 | 672 | |
| 8. | 0.45 | 296 | 6.33 | 698 | 1.08 | 305 | 7.17 | 703 | 2.03 | 318 | 7.59 | 679 | 2.41 | 354 | 9.02 | 668 | 2.52 | 354 | 9.19 | 642 | 5.11 | 315 | 11.20 | 672 | 5.14 | 325 | 11.28 | 700 | 8. |
| | 12.49 | 301 | 18.39 | 709 | 13.27 | 328 | 19.10 | 733 | 14.15 | 316 | 20.24 | 697 | 15.00 | 407 | 21.17 | 705 | 15.50 | 319 | 22.45 | 644 | 17.52 | 295 | 23.59 | 645 | 17.27 | 388 | 23.01 | 693 | |
| 9. | 1.24 | 263 | 7.35 | 640 | 1.56 | 310 | 7.38 | 676 | 2.44 | 326 | 8.52 | 677 | 4.07 | 376 | 10.27 | 680 | 4.34 | 392 | 10.45 | 704 | 6.07 | 314 | - | - | 6.11 | 314 | - | - | 9. |
| | 13.30 | 286 | 19.41 | 716 | 14.06 | 316 | 20.10 | 700 | 15.07 | 318 | 21.20 | 671 | 16.48 | 363 | 23.14 | 687 | 17.40 | 331 | 23.44 | 641 | 18.41 | 315 | 12.10 | 684 | 18.48 | 310 | 12.01 | 679 | |
| 10. | 2.19 | 299 | 8.30 | 696 | 2.45 | 314 | 8.56 | 667 | 3.40 | 309 | 10.15 | 671 | 5.36 | 350 | 11.47 | 699 | 6.09 | 315 | 11.50 | 563 | 7.08 | 329 | 0.39 | 693 | 7.17 | 317 | 0.48 | 665 | 10. |
| | 14.42 | 339 | 20.41 | 723 | 14.46 | 356 | 20.46 | 723 | 16.17 | 347 | 22.31 | 699 | 18.19 | 330 | - | - | 17.04 | 348 | - | - | 19.40 | 314 | 12.48 | 731 | 19.27 | 329 | 12.53 | 682 | |
| 11. | 3.25 | 309 | 9.40 | 677 | 3.37 | 345 | 9.44 | 684 | 4.56 | 357 | 11.08 | 702 | 6.41 | 328 | 0.27 | 683 | 7.09 | 285 | 0.09 | 621 | 8.04 | 307 | 1.20 | 716 | 8.33 | 339 | 1.32 | 739 | 11. |
| | 15.44 | 323 | 21.49 | 722 | 15.32 | 388 | 22.11 | 763 | 17.41 | 344 | 23.50 | 679 | 19.22 | 304 | 12.44 | 698 | 18.36 | 301 | 13.19 | 538 | 20.21 | 299 | 13.42 | 708 | 20.57 | 342 | 14.15 | 757 | |
| 12. | 4.34 | 312 | 10.44 | 691 | 4.49 | 407 | 10.48 | 724 | 6.07 | 327 | - | - | 7.29 | 291 | 1.15 | 662 | 7.41 | 312 | 1.11 | 669 | 8.42 | 288 | 2.00 | 682 | 9.05 | 326 | 2.03 | 730 | 12. |
| | 16.57 | 339 | 22.38 | 706 | 17.16 | 373 | 23.11 | 708 | 18.53 | 319 | 12.20 | 704 | 19.50 | 315 | 13.32 | 688 | 20.18 | 303 | 13.27 | 694 | 21.01 | 286 | 14.25 | 689 | 21.37 | 316 | 14.39 | 753 | |
| 13. | 5.30 | 298 | 11.48 | 693 | 5.48 | 329 | 11.46 | 692 | 7.12 | 312 | 0.52 | 686 | 8.18 | 328 | 1.51 | 702 | 8.37 | 285 | 2.05 | 671 | 9.24 | 303 | 2.48 | 710 | 9.26 | 351 | 3.02 | 720 | 13. |
| | 18.11 | 338 | 23.53 | 739 | 18.14 | 317 | - | - | 19.50 | 301 | 13.12 | 706 | 20.53 | 317 | 13.51 | 729 | 20.59 | 284 | 14.15 | 701 | 21.49 | 300 | 14.48 | 746 | 22.11 | 359 | 15.16 | 868 | |
| 14. | 6.35 | 348 | - | - | 6.47 | 334 | 0.13 | 706 | 7.45 | 314 | 1.41 | 690 | 9.05 | 314 | 2.28 | 707 | 9.12 | 293 | 2.44 | 695 | 10.07 | 293 | 3.14 | 727 | 10.38 | 389 | 4.01 | 820 | 14. |
| | 18.59 | 322 | 12.13 | 740 | 19.20 | 353 | 12.44 | 734 | 20.39 | 298 | 13.54 | 718 | 21.28 | 300 | 14.40 | 728 | 21.38 | 288 | 14.52 | 716 | 22.25 | 295 | 15.40 | 727 | 22.57 | 367 | 16.02 | 792 | |
| 15. | 7.16 | 314 | 0.51 | 699 | 7.39 | 339 | 1.04 | 721 | 8.47 | 312 | 2.18 | 699 | 9.40 | 293 | 3.06 | 701 | 9.52 | 297 | 3.16 | 708 | 10.45 | 286 | 3.58 | 719 | 11.14 | 358 | 4.10 | 803 | 15. |
| | 19.49 | 341 | 13.21 | 720 | 20.04 | 335 | 13.31 | 725 | 21.17 | 313 | 14.28 | 728 | 22.07 | 280 | 15.23 | 713 | 22.14 | 283 | 15.23 | 725 | 22.55 | 297 | 16.15 | 709 | 23.45 | 422 | 17.07 | 862 | |
| 16. | 8.13 | 341 | 1.39 | 744 | 8.17 | 332 | 1.49 | 717 | 9.26 | 309 | 2.55 | 712 | 10.05 | 296 | 3.48 | 672 | 10.26 | 285 | 3.55 | 693 | 11.27 | 284 | 4.34 | 713 | - | - | 5.19 | 852 | 16. |
| | 20.35 | 320 | 13.56 | 734 | 20.50 | 319 | 14.04 | 735 | 21.54 | 309 | 15.09 | 725 | 22.37 | 313 | 15.45 | 743 | 22.50 | 292 | 15.59 | 723 | 23.43 | 295 | 17.11 | 684 | 12.25 | 385 | 17.53 | 770 | |
| 17. | 8.51 | 287 | 2.19 | 707 | 9.04 | 314 | 2.31 | 712 | 9.57 | 301 | 3.30 | 699 | 10.45 | 309 | 4.12 | 722 | 11.02 | 322 | 4.26 | 735 | - | - | 5.32 | 716 | 0.27 | 350 | 5.58 | 768 | 17. |
| | 21.16 | 269 | 14.40 | 697 | 21.28 | 313 | 14.45 | 728 | 22.24 | 311 | 15.35 | 740 | 23.08 | 301 | 16.18 | 728 | 23.23 | 317 | 16.25 | 739 | 12.10 | 314 | 17.54 | 701 | 12.57 | 316 | 18.46 | 718 | |
| 18. | 9.20 | 278 | 3.06 | 671 | 9.44 | 322 | 3.14 | 713 | 10.38 | 308 | 3.59 | 717 | 11.20 | 299 | 4.47 | 703 | 11.42 | 278 | 4.52 | 699 | 0.24 | 328 | 6.11 | 713 | 1.09 | 318 | 6.48 | 735 | 18. |
| | 21.59 | 286 | 15.12 | 724 | 22.06 | 324 | 15.23 | 736 | 23.00 | 297 | 16.10 | 733 | 23.45 | 287 | 16.59 | 706 | 23.56 | 281 | 17.40 | 654 | 12.51 | 315 | 18.51 | 672 | 13.45 | 300 | 19.46 | 690 | |
| 19. | 9.58 | 278 | 3.34 | 692 | 10.20 | 360 | 4.01 | 727 | 11.04 | 303 | 4.40 | 695 | 11.54 | 277 | 5.26 | 659 | - | - | 5.46 | 676 | 1.05 | 330 | 7.12 | 679 | 1.56 | 324 | 7.49 | 728 | 19. |
| | 22.22 | 286 | 15.47 | 706 | 22.54 | 332 | 16.00 | 771 | 23.26 | 313 | 16.42 | 730 | - | - | 17.39 | 668 | 12.05 | 310 | 18.03 | 726 | 13.52 | 325 | 20.12 | 656 | 14.44 | 303 | 20.49 | 650 | |
| 20. | 10.34 | 300 | 4.07 | 704 | 10.52 | 334 | 4.29 | 726 | 11.34 | 328 | 5.06 | 713 | 0.23 | 247 | 6.00 | 578 | 0.38 | 348 | 6.15 | 709 | 2.13 | 346 | 8.08 | 687 | 3.03 | 282 | 9.04 | 627 | 20. |
| | 22.56 | 291 | 16.13 | 723 | 23.16 | 324 | 16.25 | 753 | - | - | 17.10 | 745 | 12.11 | 249 | 18.25 | 605 | 12.58 | 311 | 18.59 | 655 | 15.04 | 294 | 21.29 | 654 | 15.57 | 238 | 22.05 | 567 | |
| 21. | 10.57 | 297 | 4.43 | 697 | 11.24 | 324 | 4.56 | 719 | 0.02 | 316 | 5.46 | 710 | 0.32 | 263 | 6.45 | 625 | 1.19 | 300 | 7.28 | 639 | 3.36 | 321 | 9.39 | 666 | 4.03 | 243 | 10.35 | 605 | 21. |
| | 23.34 | 306 | 16.39 | 731 | 23.50 | 304 | 17.03 | 731 | 12.12 | 320 | 17.57 | 724 | 12.51 | 297 | 19.10 | 682 | 13.39 | 305 | 20.13 | 679 | 16.22 | 293 | 22.37 | 630 | 16.43 | 265 | 23.11 | 621 | |
| 22. | 11.33 | 325 | 5.19 | 687 | 11.54 | 305 | 5.38 | 684 | 0.38 | 307 | 6.26 | 692 | 1.33 | 317 | 7.24 | 650 | 2.14 | 368 | 8.21 | 702 | 5.03 | 287 | 11.39 | 674 | 5.13 | 285 | 11.45 | 669 | 22. |
| | 23.58 | 324 | 17.15 | 723 | - | - | 17.47 | 716 | 12.46 | 314 | 18.40 | 710 | 13.53 | 296 | 20.22 | 640 | 15.19 | 314 | 21.45 | 637 | 18.02 | 300 | 23.58 | 651 | 18.01 | 302 | - | - | |
| 23. | - | - | 5.47 | 681 | 0.24 | 298 | 6.18 | 672 | 1.12 | 311 | 7.13 | 679 | 2.25 | 314 | 8.49 | 661 | 3.47 | 332 | 10.12 | 673 | 6.09 | 332 | 11.56 | 684 | 6.33 | 316 | 0.13 | 695 | 23. |
| | 12.06 | 335 | 18.02 | 731 | 12.25 | 301 | 18.20 | 711 | 13.25 | 322 | 19.33 | 695 | 15.12 | 319 | 21.38 | 660 | 16.44 | 318 | 23.21 | 678 | 18.56 | 271 | - | - | 19.05 | 311 | 12.26 | 715 | |
| 24. | 0.40 | 335 | 6.27 | 679 | 0.56 | 302 | 6.57 | 677 | 1.58 | 316 | 8.12 | 666 | 3.58 | 308 | 10.20 | 624 | 5.26 | 369 | 11.40 | 756 | 7.00 | 300 | 0.50 | 673 | 7.30 | 317 | 0.54 | 717 | 24. |
| | 12.34 | 339 | 18.48 | 732 | 13.03 | 317 | 19.08 | 708 | 13.59 | 352 | 20.28 | 740 | 16.48 | 277 | 23.32 | 618 | 18.33 | 369 | - | - | 19.44 | 311 | 12.52 | 726 | 19.53 | 307 | 13.18 | 721 | |
| 25. | 1.20 | 355 | 7.29 | 716 | 1.37 | 308 | 7.44 | 673 | 3.10 | 363 | 9.07 | 688 | 5.25 | 307 | 11.49 | 677 | 6.58 | 349 | 0.05 | 719 | 8.04 | 300 | 1.15 | 708 | 8.08 | 298 | 1.41 | 701 | 25. |
| | 13.42 | 381 | 19.33 | 741 | 13.50 | 322 | 20.01 | 706 | 15.28 | 334 | 22.02 | 671 | 18.26 | 302 | - | - | 19.21 | 374 | 12.45 | 700 | 20.36 | 268 | 13.40 | 690 | 20.26 | 301 | 14.11 | 687 | |
| 26. | 2.13 | 358 | 8.27 | 717 | 2.35 | 318 | 8.39 | 684 | 4.20 | 307 | 10.44 | 647 | 7.00 | 312 | 0.30 | 683 | 7.43 | 368 | 0.43 | 733 | 8.44 | 261 | 2.22 | 635 | 8.53 | 300 | 2.25 | 703 | 26. |
| | 14.32 | 383 | 20.44 | 753 | 14.52 | 331 | 21.03 | 718 | 16.59 | 285 | 23.31 | 649 | 19.38 | 284 | 12.45 | 699 | 20.15 | 368 | 13.23 | 789 | 20.55 | 315 | 14.39 | 689 | 21.05 | 305 | 14.48 | 692 | |
| 27. | 3.24 | 362 | 9.24 | 709 | 3.41 | 330 | 9.41 | 688 | 5.42 | 293 | - | - | 7.57 | 296 | 1.37 | 685 | 8.38 | 329 | 1.38 | 743 | 9.25 | 321 | 2.30 | 723 | 9.36 | 305 | 3.00 | 721 | 27. |
| | 15.48 | 363 | 21.49 | 721 | 16.06 | 325 | 22.20 | 700 | 18.41 | 308 | 12.09 | 697 | 20.44 | 286 | 13.39 | 726 | 20.54 | 291 | 13.56 | 728 | 21.41 | 311 | 14.48 | 728 | 21.49 | 312 | 15.19 | 707 | |
| 28. | 4.16 | 339 | 10.39 | 712 | 4.47 | 324 | 10.59 | 704 | 7.13 | 322 | 0.35 | 711 | 8.56 | 294 | 2.24 | 695 | 9.20 | 303 | 2.40 | 719 | 9.55 | 280 | 3.09 | 709 | 10.12 | 315 | 3.29 | 735 | 28. |
| | 17.04 | 352 | 22.52 | 734 | 17.35 | 335 | 23.33 | 719 | 19.52 | 303 | 13.00 | 718 | 21.26 | 293 | 14.38 | 714 | 21.36 | 297 | 14.41 | 740 | 22.14 | 315 | 15.55 | 686 | 22.20 | 320 | 15.51 | 725 | |
| 29. | 5.30 | 332 | 11.31 | 718 | 6.14 | 326 | - | - | 8.20 | 308 | 1.48 | 708 | 9.40 | 308 | 2.59 | 723 | 9.50 | 322 | 3.08 | 686 | 10.33 | 295 | 3.37 | 713 | 10.42 | 339 | 3.58 | 741 | 29. |
| | 18.09 | 341 | 23.54 | 731 | 18.50 | 320 | 12.10 | 715 | 20.53 | 293 | 13.56 | 729 | 22.03 | 297 | 15.04 | 745 | 21.55 | 293 | 15.25 | 670 | 22.42 | 311 | 16.10 | 708 | 22.42 | 356 | 16.27 | 716 | |
| 30. | 6.35 | 312 | - | - | 7.24 | 316 | 0.43 | 722 | 9.16 | 309 | 2.37 | 724 | 10.20 | 291 | 3.39 | 719 | 10.38 | 298 | 3.18 | 618 | 10.57 | 315 | 4.13 | 715 | 11.05 | 352 | 4.13 | 744 | 30. |
| | 19.16 | 318 | 12.34 | 716 | 19.58 | 308 | 13.10 | 727 | 21.46 | 290 | 14.45 | 747 | 22.39 | 300 | 15.53 | 742 | 23.07 | 455 | 15.56 | 660 | 23.05 | 328 | 16.38 | 694 | 23.16 | 347 | 16.45 | 729 | |
| 31. | | | | | 8.25 | 313 | 1.47 | 728 | 10.01 | 294 | 3.27 | 718 | | | | | 10.55 | 375 | 4.10 | 775 | | | | | 11.50 | 322 | 5.04 | 744 | 31. |
| | | | | | 20.59 | 282 | 14.06 | 730 | 22.30 | 276 | 15.34 | 737 | | | | | 22.54 | 368 | 16.14 | 718 | | | | | 23.55 | 307 | 17.33 | 689 | |
| Mittel | | 313 | | 714 | | 320 | | 716 | | 310 | | 708 | | 311 | | 693 | | 326 | | 690 | | 311 | | 689 | | 327 | | 712 | Mittel |

| | MTnw (cm) | MThw (cm) |
|---|---|---|
| Sommer | 314 | 705 |

Sommerhalbjahr: 1.5. bis 31.10.

eisfrei

BfG Koblenz

PNP : NN - 4.98 m

W Tide
cm

Pegel : Bremerhaven, Alter LT Nr.49900108
Gewässer : Außenweser
Gebiet : Wesermündung

| Tag | 1999 November Tnw Zeit | cm | Thw Zeit | cm | Dezember Tnw Zeit | cm | Thw Zeit | cm | 2000 Januar Tnw Zeit | cm | Thw Zeit | cm | Februar Tnw Zeit | cm | Thw Zeit | cm | März Tnw Zeit | cm | Thw Zeit | cm | April Tnw Zeit | cm | Thw Zeit | cm | Mai Tnw Zeit | cm | Thw Zeit | cm | Tag |
|---|---|---|---|---|---|---|---|---|---|---|---|---|---|---|---|---|---|---|---|---|---|---|---|---|---|---|---|---|---|
| 1. | 0.32 | 389 | 6.06 | 714 | 0.44 | 452 | 6.25 | 807 | 2.03 | 300 | 8.46 | 664 | 3.39 | 374 | 10.02 | 655 | 1.55 | 414 | 8.56 | 684 | 4.35 | 289 | 11.09 | 668 | 4.59 | 281 | 11.28 | 662 | 1. |
| | 12.55 | 340 | 19.24 | 633 | 13.40 | 518 | 19.03 | 773 | 15.12 | 336 | 21.33 | 675 | 16.09 | 340 | 22.29 | 685 | 15.16 | 441 | 21.39 | 727 | 17.11 | 299 | 23.26 | 678 | 17.25 | 291 | 23.39 | 682 | |
| 2. | 0.58 | 365 | 6.48 | 710 | 2.50 | 438 | 8.51 | 778 | 3.26 | 319 | 9.52 | 667 | 5.00 | 346 | 11.07 | 713 | 4.10 | 416 | 10.09 | 673 | 5.39 | 261 | - | - | 5.53 | 267 | - | - | 2. |
| | 14.10 | 384 | 20.19 | 705 | 14.45 | 442 | 20.47 | 740 | 16.01 | 335 | 22.33 | 671 | 17.14 | 428 | 23.12 | 766 | 16.31 | 333 | 22.55 | 633 | 18.05 | 268 | 12.02 | 657 | 18.13 | 283 | 12.16 | 666 | |
| 3. | 2.57 | 415 | 8.44 | 698 | 2.45 | 449 | 8.59 | 700 | 4.32 | 337 | 11.02 | 677 | 6.08 | 421 | 11.45 | 728 | 4.51 | 398 | 11.58 | 741 | 6.32 | 244 | 0.19 | 675 | 6.41 | 260 | 0.27 | 688 | 3. |
| | 15.36 | 341 | 21.56 | 636 | 14.35 | 445 | 20.51 | 942 | 17.31 | 303 | - | - | 18.21 | 305 | - | - | 19.01 | 503 | 23.57 | 775 | 18.47 | 269 | 12.51 | 666 | 19.08 | 266 | 13.01 | 677 | |
| 4. | 4.06 | 335 | 10.21 | 668 | 3.59 | 541 | 9.27 | 815 | 5.46 | 413 | 0.02 | 683 | 6.38 | 274 | 0.34 | 674 | 6.16 | 448 | - | - | 7.10 | 268 | 0.56 | 702 | 7.27 | 252 | 1.14 | 692 | 4. |
| | 16.47 | 306 | 23.09 | 640 | 16.54 | 373 | 23.02 | 697 | 18.20 | 305 | 11.18 | 746 | 19.13 | 351 | 13.03 | 700 | 18.46 | 398 | 12.24 | 760 | 19.11 | 289 | 13.16 | 694 | 19.50 | 252 | 13.42 | 676 | |
| 5. | 5.19 | 304 | 11.26 | 642 | 5.17 | 343 | 10.59 | 767 | 7.05 | 353 | 0.53 | 700 | 7.38 | 340 | 1.02 | 732 | 7.14 | 339 | 0.46 | 759 | 8.08 | 310 | 1.24 | 750 | 8.15 | 243 | 1.56 | 689 | 5. |
| | 17.46 | 276 | - | - | 18.06 | 314 | - | - | 18.45 | 327 | 12.29 | 691 | 19.48 | 300 | 13.34 | 698 | 19.26 | 276 | 13.16 | 699 | 20.33 | 281 | 13.59 | 720 | 20.34 | 239 | 14.24 | 678 | |
| 6. | 6.00 | 338 | 0.18 | 610 | 6.21 | 307 | 0.05 | 682 | 7.02 | 269 | 0.53 | 663 | 8.17 | 293 | 1.48 | 708 | 7.41 | 286 | 1.24 | 703 | 8.37 | 255 | 2.14 | 715 | 8.56 | 239 | 2.39 | 682 | 6. |
| | 18.08 | 381 | 12.11 | 705 | 18.38 | 369 | 12.21 | 700 | 19.28 | 326 | 13.33 | 653 | 20.29 | 297 | 14.18 | 696 | 20.04 | 340 | 13.33 | 719 | 20.59 | 253 | 14.41 | 705 | 21.17 | 230 | 15.04 | 671 | |
| 7. | 7.02 | 408 | 0.22 | 739 | 7.19 | 398 | 0.14 | 742 | 7.55 | 335 | 1.13 | 728 | 8.44 | 312 | 2.26 | 716 | 8.32 | 325 | 1.54 | 746 | 9.24 | 256 | 2.52 | 730 | 9.36 | 241 | 3.26 | 674 | 7. |
| | 19.22 | 306 | 12.45 | 727 | 19.25 | 375 | 12.42 | 751 | 19.54 | 287 | 13.33 | 683 | 20.51 | 339 | 14.41 | 704 | 20.58 | 328 | 14.09 | 742 | 21.40 | 241 | 15.24 | 701 | 21.55 | 234 | 15.45 | 674 | |
| 8. | 7.40 | 285 | 1.19 | 683 | 7.54 | 394 | 0.59 | 761 | 8.25 | 333 | 2.12 | 679 | 9.40 | 367 | 2.04 | 762 | 8.51 | 285 | 2.27 | 719 | 9.58 | 245 | 3.37 | 704 | 10.17 | 250 | 4.16 | 664 | 8. |
| | 19.56 | 285 | 13.32 | 695 | 19.52 | 310 | 12.59 | 724 | 20.46 | 344 | 14.32 | 699 | 20.51 | 392 | 15.16 | 692 | 21.11 | 359 | 14.27 | 729 | 22.19 | 252 | 15.57 | 704 | 22.37 | 241 | 16.27 | 675 | |
| 9. | 8.12 | 294 | 1.52 | 691 | 8.11 | 341 | 1.43 | 697 | 9.10 | 351 | 2.13 | 755 | 10.20 | 476 | 3.06 | 846 | 9.47 | 391 | 2.53 | 796 | 10.29 | 250 | 4.15 | 696 | 10.59 | 267 | 5.01 | 665 | 9. |
| | 20.28 | 298 | 14.10 | 691 | 20.20 | 368 | 14.02 | 696 | 21.16 | 313 | 14.52 | 715 | 22.34 | 377 | 14.16 | 868 | 21.54 | 308 | 14.52 | 734 | 22.49 | 241 | 16.40 | 674 | 23.24 | 255 | 17.08 | 684 | |
| 10. | 8.39 | 293 | 2.25 | 680 | 8.45 | 400 | 2.13 | 725 | 9.40 | 273 | 3.04 | 711 | 10.29 | 259 | 3.30 | 739 | 10.21 | 263 | 3.39 | 744 | 11.05 | 269 | 5.11 | 672 | 11.44 | 290 | 5.49 | 662 | 10. |
| | 20.45 | 285 | 14.46 | 653 | 21.12 | 341 | 14.28 | 735 | 21.39 | 265 | 15.48 | 657 | 22.59 | 332 | 17.03 | 666 | 22.17 | 229 | 16.19 | 674 | 23.24 | 256 | 17.24 | 676 | - | - | 18.02 | 685 | |
| 11. | 9.13 | 278 | 3.01 | 654 | 9.20 | 281 | 2.38 | 714 | 10.13 | 293 | 3.53 | 678 | 11.23 | 389 | 4.50 | 782 | 10.58 | 333 | 4.50 | 734 | 11.50 | 282 | 5.57 | 668 | 0.14 | 271 | 6.47 | 653 | 11. |
| | 21.20 | 277 | 15.19 | 649 | 21.06 | 283 | 15.27 | 645 | 22.23 | 296 | 16.17 | 663 | 23.15 | 299 | 16.40 | 734 | 23.13 | 309 | 16.14 | 787 | - | - | 18.10 | 675 | 12.42 | 302 | 19.06 | 666 | |
| 12. | 9.37 | 278 | 3.29 | 657 | 10.02 | 338 | 3.29 | 737 | 10.52 | 301 | 4.26 | 688 | 11.37 | 275 | 5.12 | 694 | 11.20 | 261 | 4.53 | 716 | 0.22 | 273 | 6.46 | 638 | 1.13 | 257 | 8.01 | 611 | 12. |
| | 21.50 | 280 | 15.46 | 650 | 21.35 | 360 | 15.49 | 697 | 22.57 | 325 | 17.09 | 648 | - | - | 18.11 | 670 | 23.33 | 259 | 17.35 | 680 | 12.30 | 282 | 19.00 | 666 | 13.25 | 289 | 20.15 | 647 | |
| 13. | 10.11 | 291 | 3.56 | 660 | 10.37 | 343 | 3.38 | 757 | 11.26 | 312 | 5.02 | 684 | 0.03 | 386 | 6.17 | 761 | - | - | 5.57 | 688 | 1.17 | 285 | 8.05 | 626 | 2.24 | 255 | 9.26 | 622 | 13. |
| | 22.11 | 318 | 16.18 | 654 | 22.34 | 305 | 16.29 | 679 | 23.28 | 303 | 17.35 | 641 | 12.49 | 391 | 18.29 | 745 | 12.01 | 283 | 18.19 | 683 | 13.46 | 332 | 20.22 | 656 | 15.05 | 293 | 21.37 | 668 | |
| 14. | 10.51 | 315 | 4.32 | 698 | 10.52 | 328 | 4.48 | 670 | 11.53 | 285 | 5.42 | 663 | 0.46 | 374 | 6.40 | 717 | 0.24 | 301 | 6.49 | 701 | 2.34 | 297 | 9.17 | 669 | 3.55 | 263 | 10.37 | 649 | 14. |
| | 22.47 | 316 | 17.02 | 635 | 23.02 | 331 | 17.06 | 666 | - | - | 18.23 | 633 | 13.23 | 297 | 19.40 | 646 | 12.52 | 323 | 19.53 | 750 | 15.32 | 334 | 21.46 | 695 | 16.34 | 289 | 22.51 | 674 | |
| 15. | 11.06 | 296 | 5.02 | 647 | 11.35 | 336 | 5.12 | 698 | 0.03 | 285 | 6.41 | 664 | 1.30 | 276 | 8.17 | 704 | 1.47 | 394 | 7.45 | 778 | 4.19 | 286 | 10.45 | 662 | 5.05 | 261 | 11.39 | 660 | 15. |
| | 23.14 | 315 | 17.31 | 624 | 23.42 | 336 | 17.52 | 668 | 12.45 | 272 | 19.26 | 624 | 14.32 | 388 | 20.32 | 699 | 14.29 | 364 | 21.01 | 725 | 16.42 | 287 | 23.19 | 674 | 17.34 | 284 | 23.46 | 688 | |
| 16. | 11.56 | 327 | 5.34 | 658 | - | - | 6.19 | 673 | 0.56 | 292 | 7.46 | 670 | 3.10 | 303 | 9.56 | 675 | 2.55 | 363 | 9.23 | 697 | 5.18 | 270 | 11.59 | 687 | 6.04 | 268 | - | - | 16. |
| | 23.42 | 357 | 18.12 | 605 | 12.11 | 307 | 18.50 | 651 | 13.47 | 308 | 20.36 | 668 | 16.27 | 448 | 22.03 | 711 | 15.34 | 313 | 22.16 | 697 | 18.10 | 306 | - | - | 18.31 | 278 | 12.19 | 680 | |
| 17. | - | - | 6.41 | 675 | 0.30 | 348 | 6.57 | 699 | 2.33 | 371 | 8.50 | 738 | 4.35 | 345 | 10.51 | 715 | 4.28 | 323 | 10.56 | 706 | 6.29 | 250 | 0.01 | 689 | 6.49 | 274 | 0.26 | 712 | 17. |
| | 12.53 | 373 | 19.29 | 684 | 12.25 | 435 | 19.02 | 691 | 15.08 | 376 | 21.30 | 740 | 17.25 | 334 | 23.29 | 703 | 17.05 | 306 | 23.25 | 707 | 19.07 | 299 | 13.00 | 686 | 19.21 | 332 | 13.01 | 716 | |
| 18. | 1.05 | 457 | 7.30 | 695 | 1.00 | 506 | 7.29 | 778 | 3.38 | 406 | 10.03 | 777 | 5.55 | 274 | - | - | 5.52 | 274 | - | - | 7.21 | 276 | 0.54 | 695 | 7.32 | 283 | 1.10 | 694 | 18. |
| | 14.13 | 379 | 20.45 | 647 | 14.51 | 385 | 20.56 | 697 | 16.44 | 350 | 22.45 | 702 | 17.58 | 285 | 12.23 | 646 | 18.19 | 290 | 12.09 | 713 | 19.43 | 265 | 13.31 | 676 | 19.51 | 297 | 13.36 | 682 | |
| 19. | 2.55 | 371 | 9.08 | 632 | 3.08 | 355 | 9.31 | 717 | 4.46 | 307 | 11.18 | 689 | 7.05 | 286 | 0.28 | 710 | 6.34 | 251 | 0.22 | 677 | 7.58 | 250 | 1.38 | 691 | 8.10 | 282 | 1.44 | 704 | 19. |
| | 15.05 | 340 | 21.54 | 608 | 15.47 | 363 | 22.09 | 715 | 17.25 | 272 | - | - | 19.21 | 312 | 13.06 | 711 | 19.08 | 255 | 13.10 | 680 | 20.20 | 254 | 14.11 | 687 | 20.33 | 280 | 14.11 | 700 | |
| 20. | 3.45 | 309 | 10.33 | 604 | 4.01 | 379 | 10.37 | 726 | 6.12 | 285 | 0.04 | 689 | 7.58 | 269 | 1.25 | 727 | 7.41 | 250 | 1.18 | 717 | 8.42 | 247 | 2.15 | 698 | 8.47 | 289 | 2.28 | 702 | 20. |
| | 16.23 | 280 | 23.23 | 628 | 16.57 | 294 | 23.22 | 675 | 18.51 | 322 | 12.27 | 727 | 20.16 | 254 | 14.12 | 685 | 20.06 | 268 | 13.51 | 704 | 20.59 | 240 | 14.47 | 680 | 21.11 | 280 | 14.46 | 701 | |
| 21. | 5.09 | 295 | 11.24 | 675 | 5.26 | 260 | 11.43 | 682 | 7.36 | 364 | 0.42 | 762 | 8.49 | 217 | 2.21 | 697 | 8.29 | 238 | 1.56 | 718 | 9.11 | 260 | 3.00 | 677 | 9.14 | 269 | 3.05 | 683 | 21. |
| | 17.42 | 274 | 23.56 | 664 | 17.57 | 252 | - | - | 19.38 | 291 | 13.12 | 714 | 21.04 | 233 | 15.03 | 665 | 20.41 | 243 | 14.35 | 682 | 21.33 | 273 | 15.14 | 716 | 21.31 | 265 | 15.16 | 688 | |
| 22. | 6.11 | 290 | - | - | 6.28 | 265 | 0.17 | 642 | 8.18 | 300 | 1.43 | 718 | 9.38 | 263 | 3.03 | 698 | 9.09 | 250 | 2.37 | 712 | 9.44 | 267 | 3.24 | 692 | 9.48 | 286 | 3.42 | 677 | 22. |
| | 18.40 | 275 | 12.12 | 696 | 19.03 | 226 | 12.40 | 663 | 20.43 | 299 | 14.10 | 714 | 21.51 | 263 | 15.34 | 702 | 21.22 | 252 | 15.08 | 698 | 21.53 | 270 | 15.48 | 682 | 22.04 | 281 | 15.49 | 693 | |
| 23. | 7.09 | 310 | 0.54 | 681 | 7.30 | 239 | 1.30 | 591 | 9.02 | 266 | 2.06 | 739 | 10.11 | 241 | 3.40 | 706 | 9.44 | 245 | 3.12 | 716 | 10.08 | 282 | 3.57 | 693 | 10.11 | 282 | 4.13 | 665 | 23. |
| | 19.33 | 283 | 12.55 | 719 | 20.04 | 300 | 13.50 | 683 | 21.23 | 255 | 15.09 | 683 | 22.25 | 224 | 16.19 | 661 | 21.52 | 236 | 15.41 | 684 | 22.26 | 282 | 16.10 | 702 | 22.36 | 274 | 16.21 | 672 | |
| 24. | 7.58 | 271 | 1.34 | 688 | 8.33 | 240 | 1.48 | 691 | 9.48 | 233 | 3.22 | 711 | 10.29 | 283 | 4.36 | 670 | 10.07 | 211 | 3.54 | 658 | 10.36 | 308 | 4.32 | 685 | 10.35 | 323 | 4.47 | 648 | 24. |
| | 20.22 | 274 | 13.52 | 695 | 20.50 | 244 | 14.55 | 622 | 22.08 | 254 | 16.04 | 676 | 23.08 | 323 | 16.41 | 729 | 22.17 | 212 | 16.36 | 633 | 22.56 | 276 | 16.42 | 687 | 23.17 | 300 | 16.41 | 710 | |
| 25. | 8.45 | 291 | 2.19 | 697 | 9.08 | 362 | 3.03 | 656 | 10.35 | 250 | 4.07 | 698 | 11.11 | 323 | 4.46 | 727 | 10.38 | 264 | 4.31 | 675 | 10.58 | 277 | 5.06 | 653 | 11.02 | 283 | 5.20 | 632 | 25. |
| | 21.13 | 288 | 14.31 | 704 | 21.52 | 384 | 14.49 | 767 | 22.45 | 274 | 16.48 | 672 | 23.38 | 322 | 17.08 | 732 | 22.51 | 271 | 16.39 | 683 | 23.19 | 271 | 17.18 | 661 | 23.56 | 328 | 17.41 | 720 | |
| 26. | 9.36 | 273 | 3.00 | 702 | 10.14 | 308 | 3.03 | 804 | 11.13 | 278 | 4.46 | 709 | 11.38 | 290 | 5.23 | 703 | 10.59 | 294 | 4.54 | 686 | 11.29 | 283 | 5.45 | 630 | 11.52 | 327 | 6.01 | 659 | 26. |
| | 21.50 | 281 | 15.34 | 678 | 22.25 | 358 | 15.58 | 734 | 23.29 | 290 | 17.29 | 683 | 23.50 | 277 | 17.53 | 667 | 23.16 | 284 | 17.18 | 690 | 23.59 | 297 | 18.01 | 645 | - | - | 18.10 | 665 | |
| 27. | 10.17 | 326 | 3.47 | 689 | 10.41 | 318 | 4.07 | 749 | 11.48 | 300 | 5.24 | 700 | - | - | 6.03 | 660 | 11.23 | 296 | 5.29 | 676 | - | - | 6.25 | 620 | 0.33 | 286 | 7.28 | 615 | 27. |
| | 22.55 | 367 | 16.13 | 757 | 23.15 | 318 | 16.33 | 728 | - | - | 18.05 | 673 | 12.16 | 270 | 18.46 | 613 | 23.38 | 271 | 17.47 | 654 | 12.06 | 312 | 18.38 | 624 | 12.33 | 457 | 19.06 | 679 | |
| 28. | 10.53 | 259 | 4.06 | 703 | 11.28 | 302 | 4.52 | 735 | 0.02 | 332 | 5.56 | 719 | 0.20 | 329 | 6.47 | 672 | 11.42 | 289 | 6.23 | 616 | 0.46 | 276 | 7.38 | 597 | 1.43 | 364 | 7.54 | 612 | 28. |
| | 22.53 | 312 | 17.28 | 609 | 23.39 | 325 | 17.37 | 702 | 12.26 | 344 | 18.43 | 669 | 12.31 | 430 | 19.04 | 683 | 23.51 | 271 | 18.20 | 599 | 13.03 | 334 | 20.05 | 653 | 13.53 | 307 | 21.09 | 660 | |
| 29. | - | - | 5.06 | 705 | - | - | 5.51 | 716 | 0.38 | 369 | 6.40 | 676 | 1.13 | 390 | 7.28 | 666 | - | - | 7.04 | 577 | 2.21 | 316 | 9.04 | 642 | 3.28 | 455 | 9.08 | 681 | 29. |
| | 12.14 | 324 | 17.56 | 685 | 12.12 | 297 | 18.36 | 670 | 12.18 | 463 | 19.11 | 762 | 13.37 | 380 | 20.20 | 645 | 12.09 | 309 | 19.27 | 586 | 14.42 | 352 | 21.33 | 671 | 15.20 | 381 | 21.29 | 702 | |
| 30. | 0.17 | 351 | 6.04 | 692 | 0.24 | 314 | 6.41 | 704 | 0.44 | 609 | 6.20 | 917 | | | | | 0.57 | 302 | 8.22 | 582 | 3.53 | 304 | 10.25 | 650 | 4.06 | 314 | 10.20 | 666 | 30. |
| | 12.34 | 296 | 19.12 | 669 | 13.00 | 312 | 19.23 | 644 | 15.00 | 478 | 19.53 | 643 | | | | | 13.43 | 339 | 21.05 | 633 | 16.24 | 309 | 22.45 | 676 | 16.33 | 302 | 22.45 | 690 | |
| 31. | | | | | 1.12 | 310 | 7.37 | 678 | 0.44 | 383 | 8.40 | 748 | | | | | 3.00 | 310 | 9.58 | 644 | | | | | 5.00 | 275 | 11.30 | 682 | 31. |
| | | | | | 14.01 | 311 | 20.18 | 635 | 15.16 | 400 | 21.16 | 718 | | | | | 15.48 | 323 | 22.25 | 673 | | | | | 17.42 | 291 | 23.41 | 691 | |
| Mittel | | 318 | | 672 | | 346 | | 711 | | 324 | | 697 | | 324 | | 705 | | 308 | | 696 | | 279 | | 677 | | 286 | | 674 | Mittel |

| | MTnw (cm) | MThw (cm) |
|---|---|---|
| Winter | 317 | 693 |

Winterhalbjahr: 1.11. bis 30.4.
e = ergänzt nach Nachbarpegeln
eisfrei

BfG Koblenz

PNP : NN - 4.98 m

W Tide
cm

Pegel : Bremerhaven, Alter LT Nr.49900108
Gewässer : Außenweser
Gebiet : Wesermündung

2000

| Tag | Juni Tnw Zeit | Juni Tnw cm | Juni Thw Zeit | Juni Thw cm | Juli Tnw Zeit | Juli Tnw cm | Juli Thw Zeit | Juli Thw cm | August Tnw Zeit | August Tnw cm | August Thw Zeit | August Thw cm | September Tnw Zeit | September Tnw cm | September Thw Zeit | September Thw cm | Oktober Tnw Zeit | Oktober Tnw cm | Oktober Thw Zeit | Oktober Thw cm | November Tnw Zeit | November Tnw cm | November Thw Zeit | November Thw cm | Dezember Tnw Zeit | Dezember Tnw cm | Dezember Thw Zeit | Dezember Thw cm | Tag |
|---|---|---|---|---|---|---|---|---|---|---|---|---|---|---|---|---|---|---|---|---|---|---|---|---|---|---|---|---|---|
| 1. | 6.09 | 250 | - | - | 6.33 | 296 | 0.07 | ● 705 | 8.11 | 269 | 2.01 | 680 | 9.32 | 256 | 3.27 | 662 | 9.46 | 282 | 3.30 | 696 | 10.23 | 311 | 3.41 | 712 | 10.30 | 290 | 3.59 | 705 | 1. |
| | 18.32 | 269 | 12.26 | 660 | 19.03 | 276 | 12.36 | 690 | 20.47 | 254 | 14.08 | 708 | 22.00 | 272 | 15.27 | 704 | 22.07 | 286 | 15.40 | 707 | 22.28 | 336 | 16.21 | 671 | 22.25 | 310 | 16.39 | 629 | |
| 2. | 6.58 | 269 | 0.33 | ● 692 | 7.31 | 271 | 1.11 | 693 | 9.06 | 277 | 2.57 | 692 | 10.15 | 290 | 3.59 | 694 | 10.20 | 287 | 4.07 | 691 | 10.54 | 322 | 4.20 | 702 | 11.03 | 352 | 4.40 | 694 | 2. |
| | 19.37 | 294 | 13.05 | 696 | 20.00 | 259 | 13.33 | 693 | 21.36 | 267 | 14.58 | 724 | 22.41 | 314 | 16.02 | 731 | 22.34 | 306 | 16.15 | 696 | 22.23 | 265 | 16.43 | 648 | 23.09 | 319 | 16.56 | 657 | |
| 3. | 7.54 | 266 | 1.13 | 720 | 8.22 | 273 | 2.07 | 686 | 9.55 | 274 | 3.39 | 687 | 10.59 | 341 | 4.24 | 730 | 10.50 | 312 | 4.30 | 693 | 11.10 | 355 | 4.41 | 690 | 11.31 | 326 | 5.18 | 666 | 3. |
| | 20.11 | 244 | 13.57 | 684 | 20.55 | 259 | 14.25 | 704 | 22.24 | 258 | 15.43 | 715 | 23.19 | 306 | 16.35 | 739 | 23.03 | 284 | 16.45 | 682 | 23.09 | 375 | 17.09 | 640 | 23.53 | 369 | 17.45 | 690 | |
| 4. | 8.33 | 231 | 2.21 | 674 | 9.18 | 277 | 3.00 | 697 | 10.35 | 276 | 4.27 | 684 | 11.16 | 286 | 5.09 | 676 | 11.00 | 289 | 5.15 | 617 | 11.44 | 355 | 5.11 | 671 | - | - | 5.52 | 677 | 4. |
| | 21.11 | 258 | 14.51 | 683 | 21.45 | 259 | 15.11 | 715 | 23.04 | 264 | 16.31 | 712 | 23.37 | 290 | 17.23 | 688 | 23.22 | 334 | 17.23 | 638 | - | - | 18.04 | 648 | 12.23 | 320 | 18.47 | 589 | |
| 5. | 9.29 | 261 | 3.09 | 686 | 10.03 | 290 | 3.52 | 690 | 11.14 | 285 | 5.17 | 675 | 11.50 | 294 | 5.49 | 668 | 11.38 | 328 | 5.24 | 668 | 0.02 | 359 | 6.26 | 661 | 0.29 | 364 | 6.49 | 637 | 5. |
| | 21.52 | 256 | 15.22 | 693 | 22.34 | 272 | 15.59 | 722 | 23.41 | 271 | 17.12 | 702 | - | - | 17.59 | 667 | 23.42 | 372 | 17.51 | 651 | 12.50 | 349 | 19.11 | 618 | 13.21 | 344 | 19.39 | 611 | |
| 6. | 10.17 | 283 | 4.08 | 691 | 10.57 | 302 | 4.49 | 693 | 11.52 | 288 | 5.57 | 662 | 0.05 | 307 | 6.16 | 646 | - | - | 6.14 | 672 | 1.15 | 346 | 7.28 | 566 | 1.34 | 355 | 8.01 | 651 | 6. |
| | 22.47 | 277 | 16.14 | 716 | 23.20 | 277 | 16.46 | 724 | - | - | 17.59 | 704 | 12.22 | 307 | 19.11 | 645 | 12.09 | 419 | 18.33 | 657 | 13.14 | 299 | 20.44 | 554 | 14.25 | 361 | 20.43 | 657 | |
| 7. | 11.06 | 308 | 4.55 | 687 | 11.31 | 294 | 5.34 | 670 | 0.25 | 308 | 6.36 | 677 | 1.02 | 376 | 7.18 | 686 | 0.43 | 378 | 7.18 | 631 | 2.13 | 328 | 9.20 | 638 | 3.07 | 341 | 9.14 | 678 | 7. |
| | 23.38 | 277 | 16.57 | 716 | - | - | 17.39 | 699 | 12.27 | 311 | 18.43 | 686 | 13.29 | 379 | 19.33 | 644 | 13.31 | 338 | 20.16 | 601 | 15.44 | 305 | 22.16 | 621 | 15.58 | 323 | 22.09 | 643 | |
| 8. | 11.41 | 283 | 5.47 | 664 | 0.00 | 285 | 6.29 | 672 | 0.58 | 303 | 7.11 | 651 | 1.46 | 348 | 8.23 | 639 | 1.57 | 351 | 8.39 | 615 | 4.13 | 311 | 10.35 | 647 | 4.15 | 318 | 10.49 | 673 | 8. |
| | - | - | 17.51 | 675 | 12.21 | 314 | 18.24 | 704 | 13.10 | 302 | 19.38 | 667 | 14.17 | 407 | 20.35 | 672 | 14.57 | 313 | 22.07 | 618 | 16.50 | 285 | 23.20 | 620 | 16.42 | 392 | 22.26 | 665 | |
| 9. | 0.18 | 237 | 6.50 | 606 | 0.49 | 293 | 7.09 | 649 | 1.41 | 314 | 8.05 | 648 | 3.12 | 369 | 9.42 | 649 | 3.51 | 396 | 9.59 | 674 | 5.12 | 313 | 11.25 | 657 | 5.13 | 310 | 11.20 | 654 | 9. |
| | 12.18 | 273 | 18.54 | 683 | 13.01 | 308 | 19.19 | 674 | 14.05 | 306 | 20.34 | 643 | 15.52 | 354 | 22.28 | 657 | 16.42 | 321 | 23.02 | 614 | 17.41 | 311 | 23.55 | 666 | 17.45 | 303 | - | - | |
| 10. | 1.14 | 282 | 7.40 | 662 | 1.45 | 303 | 8.08 | 642 | 2.37 | 295 | 9.29 | 642 | 4.37 | 339 | 11.01 | 668 | 5.09 | 305 | 11.00 | 541 | 6.10 | 327 | - | - | 6.18 | 312 | 0.08 | 638 | 10. |
| | 13.38 | 332 | 19.55 | 689 | 13.47 | 356 | 19.58 | 696 | 15.20 | 342 | 21.43 | 670 | 17.18 | 315 | 23.39 | 652 | 16.10 | 348 | 23.31 | 598 | 18.36 | 304 | 12.04 | 705 | 18.30 | 325 | 12.13 | 658 | |
| 11. | 2.19 | 293 | 8.53 | 643 | 2.38 | 341 | 8.58 | 657 | 4.00 | 351 | 10.22 | 672 | 5.40 | 311 | 11.59 | 670 | 6.10 | 272 | - | - | 7.01 | 298 | 0.36 | ○ 688 | 7.33 | 336 | 0.46 | ○ 714 | 11. |
| | 14.43 | 312 | 21.02 | 690 | 14.40 | 389 | 21.19 | 737 | 16.41 | 334 | 23.03 | 651 | 18.12 | 286 | - | - | 17.44 | 299 | 12.40 | 518 | 19.17 | 288 | 12.56 | 681 | 19.54 | 331 | 13.20 | 738 | |
| 12. | 3.30 | 299 | 9.58 | 662 | 3.57 | 409 | 10.03 | 697 | 5.03 | 314 | 11.31 | 674 | 6.20 | 271 | 0.31 | 633 | 6.43 | 303 | 0.24 | 638 | 7.38 | 280 | 1.16 | 655 | 8.04 | 316 | 1.20 | 704 | 12. |
| | 15.56 | 331 | 21.59 | 674 | 16.14 | 368 | 22.26 | 679 | 17.47 | 304 | - | - | 18.46 | 302 | 12.44 | 660 | 19.15 | 288 | 12.43 | 667 | 19.56 | 273 | 13.43 | 662 | 20.34 | 303 | 13.48 | 729 | |
| 13. | 4.23 | 282 | 10.58 | 665 | 4.39 | 320 | 10.59 | 663 | 6.05 | 294 | 0.06 | 657 | 7.16 | 319 | 1.03 | ○ 674 | 7.35 | 271 | 1.20 | ○ 640 | 8.21 | 293 | 2.02 | 681 | 8.26 | 353 | 2.22 | 696 | 13. |
| | 17.08 | 335 | 23.07 | 712 | 17.08 | 304 | 23.32 | 678 | 18.42 | 282 | 12.25 | 677 | 19.50 | 304 | 13.02 | 704 | 19.53 | 266 | 13.30 | 674 | 20.44 | 288 | 13.58 | 721 | 21.10 | 353 | 14.05 | 850 | |
| 14. | 5.34 | 343 | 11.28 | 714 | 5.46 | 323 | 11.55 | 704 | 6.40 | 295 | 0.54 | 660 | 8.00 | 300 | 1.45 | 678 | 8.08 | 278 | 1.56 | 666 | 8.59 | 279 | 2.27 | 698 | 9.43 | 398 | 2.44 | 796 | 14. |
| | 17.55 | 310 | - | - | 18.14 | 344 | - | - | 19.34 | 279 | 13.10 | 689 | 20.20 | 280 | 13.55 | 699 | 20.32 | 268 | 14.07 | 688 | 21.21 | 280 | 14.54 | 698 | 21.57 | 368 | 15.09 | 765 | |
| 15. | 6.08 | 301 | 0.06 | 668 | 6.35 | 326 | 0.22 | 693 | 7.44 | 299 | 1.30 | ○ 671 | 8.33 | 272 | 2.22 | 670 | 8.50 | 279 | 2.27 | 677 | 9.37 | 268 | 3.12 | 689 | 10.15 | 358 | 3.08 | 778 | 15. |
| | 18.46 | 333 | 12.33 | 690 | 19.02 | 322 | 12.43 | 694 | 20.13 | 300 | 13.40 | 701 | 20.58 | 257 | 14.31 | 684 | 21.06 | 259 | 14.40 | 695 | 21.55 | 281 | 15.39 | 677 | 22.49 | 430 | 16.10 | 828 | |
| 16. | 7.07 | 329 | 0.50 | 718 | 7.15 | 319 | 1.06 | ○ 688 | 8.22 | 293 | 2.11 | 682 | 9.01 | 279 | 3.07 | 641 | 9.19 | 265 | 3.12 | 661 | 10.19 | 269 | 3.56 | 683 | 11.23 | 379 | 4.28 | 821 | 16. |
| | 19.21 | 304 | 13.10 | 704 | 19.44 | 303 | 13.17 | 706 | 20.47 | 292 | 14.22 | 699 | 21.31 | 293 | 15.04 | 715 | 21.43 | 276 | 15.14 | 696 | 22.39 | 287 | 16.30 | 656 | 23.20 | 338 | 17.04 | 740 | |
| 17. | 7.43 | 266 | 1.34 | ○ 677 | 8.00 | 297 | 1.46 | 682 | 8.52 | 283 | 2.45 | 668 | 9.41 | 289 | 3.28 | 691 | 9.59 | 309 | 3.40 | 709 | 11.07 | 306 | 4.47 | 687 | 11.45 | 294 | 5.00 | 740 | 17. |
| | 20.03 | 247 | 13.51 | 666 | 20.22 | 295 | 13.58 | 699 | 21.20 | 294 | 14.48 | 714 | 22.03 | 281 | 15.33 | 698 | 22.19 | 305 | 15.42 | 712 | 23.23 | 325 | 17.14 | 671 | - | - | 18.03 | 684 | |
| 18. | 8.11 | 262 | 2.20 | 640 | 8.40 | 308 | 2.29 | 683 | 9.32 | 289 | 3.16 | 687 | 10.15 | 279 | 4.04 | 672 | 10.34 | 257 | 4.08 | 669 | 11.50 | 307 | 5.29 | 684 | 0.04 | 302 | 6.03 | 704 | 18. |
| | 20.53 | 268 | 14.24 | 697 | 21.03 | 311 | 14.36 | 708 | 21.56 | 277 | 15.21 | 705 | 22.35 | 265 | 16.19 | 674 | 22.49 | 265 | 16.57 | 623 | - | - | 18.09 | 646 | 12.40 | 279 | 19.03 | 656 | |
| 19. | 8.49 | 257 | 2.45 | 662 | 9.15 | 353 | 3.11 | 697 | 9.56 | 284 | 3.56 | 664 | 10.45 | 259 | 4.46 | 628 | 11.00 | 300 | 5.00 | 646 | 0.06 | 332 | 6.26 | 656 | 0.57 | 313 | 7.04 | 695 | 19. |
| | 21.14 | 267 | 14.58 | 677 | 21.50 | 316 | 14.58 | 744 | 22.20 | 296 | 15.58 | 703 | 23.11 | 219 | 16.52 | 637 | 23.43 | 342 | 17.17 | 698 | 12.58 | 329 | 19.19 | 631 | 13.38 | 282 | 20.09 | 618 | |
| 20. | 9.27 | 285 | 3.21 | 673 | 9.48 | 320 | 3.47 | 695 | 10.31 | 314 | 4.21 | 683 | 10.52 | 234 | 5.19 | 548 | 11.50 | 295 | 5.30 | 679 | 1.18 | 350 | 7.26 | 658 | 1.56 | 265 | 8.21 | 595 | 20. |
| | 21.48 | 272 | 15.25 | 694 | 22.10 | 308 | 15.36 | 726 | 22.57 | 293 | 16.23 | 717 | 23.24 | 245 | 17.43 | 577 | - | - | 18.17 | 625 | 14.01 | 286 | 20.45 | 623 | 14.35 | 217 | 21.25 | 537 | |
| 21. | 9.53 | 281 | 3.56 | 665 | 10.22 | 309 | 4.13 | 686 | 11.07 | 301 | 5.00 | 677 | 11.45 | 283 | 6.01 | 595 | 0.15 | 288 | 6.45 | 611 | 2.40 | 319 | 8.58 | 636 | 2.57 | 227 | 9.46 | 575 | 21. |
| | 22.30 | 291 | 15.53 | 702 | 22.43 | 284 | 16.17 | 700 | 23.32 | 284 | 17.11 | 694 | - | - | 18.23 | 651 | 12.37 | 295 | 19.29 | 650 | 15.21 | 285 | 21.56 | 602 | 15.42 | 253 | 22.31 | 591 | |
| 22. | 10.29 | 317 | 4.34 | 656 | 10.45 | 286 | 4.54 | 651 | 11.45 | 298 | 5.43 | 661 | 0.32 | 304 | 6.45 | 621 | 1.23 | 368 | 7.39 | 674 | 4.03 | 281 | 10.56 | 648 | 4.09 | 273 | 10.59 | 638 | 22. |
| | 22.54 | 313 | 16.27 | 695 | 23.14 | 276 | 17.00 | 684 | - | - | 17.54 | 679 | 12.51 | 283 | 19.37 | 611 | 14.19 | 304 | 21.00 | 609 | 17.00 | 290 | 23.19 | 625 | 16.57 | 288 | 23.27 | 662 | |
| 23. | 11.03 | 329 | 5.08 | 654 | 11.19 | 285 | 5.34 | 640 | 0.09 | 291 | 6.26 | 649 | 1.24 | 303 | 8.10 | 630 | 2.53 | 326 | 9.25 | 646 | 5.12 | 330 | 11.14 | 654 | 5.33 | 304 | 11.42 | 683 | 23. |
| | 23.34 | 322 | 17.16 | 703 | 23.49 | 281 | 17.34 | 680 | 12.21 | 307 | 18.47 | 664 | 14.13 | 311 | 20.53 | 630 | 15.43 | 309 | 22.34 | 652 | 17.47 | 254 | - | - | 18.01 | 297 | - | - | |
| 24. | 11.34 | 332 | 5.44 | 650 | 11.58 | 301 | 6.14 | 644 | 0.56 | 299 | 7.23 | 638 | 2.54 | 294 | 9.37 | 595 | 4.33 | 371 | 10.44 | 734 | 6.04 | 290 | 0.04 | 642 | 6.29 | 303 | 0.09 | 685 | 24. |
| | - | - | 17.58 | 704 | - | - | 18.20 | 676 | 13.01 | 343 | 19.42 | 713 | 15.43 | 262 | 22.49 | 589 | 17.36 | 368 | 23.19 | 694 | 18.41 | 300 | 12.10 | 699 | 18.49 | 286 | 12.33 | 689 | |
| 25. | 0.23 | 349 | 6.42 | 686 | 0.31 | 289 | 6.55 | 640 | 2.07 | 352 | 8.22 | 659 | 4.24 | 296 | 10.59 | 650 | 5.58 | 346 | - | - | 6.59 | 287 | 0.35 | 677 | 7.02 | 277 | 0.58 | ● 666 | 25. |
| | 12.43 | 375 | 18.42 | 714 | 12.41 | 307 | 19.12 | 674 | 14.30 | 320 | 21.13 | 642 | 17.19 | 289 | 23.40 | 655 | 18.29 | 382 | 12.01 | 680 | 19.29 | 249 | 12.58 | 660 | 19.19 | 284 | 13.26 | 651 | |
| 26. | 1.15 | 348 | 7.37 | 686 | 1.28 | 299 | 7.49 | 652 | 3.16 | 290 | 9.58 | 619 | 5.59 | 300 | 11.59 | 670 | 6.51 | 377 | 0.03 | 708 | 7.39 | 246 | 1.44 | ● 605 | 7.48 | 284 | 1.38 | 669 | 26. |
| | 13.36 | 377 | 19.49 | 724 | 13.50 | 318 | 20.17 | 686 | 15.50 | 271 | 22.44 | 620 | 18.32 | 265 | - | - | 19.16 | 370 | 12.17 | 763 | 19.56 | 309 | 13.52 | 660 | 20.01 | 288 | 14.02 | 658 | |
| 27. | 2.20 | 351 | 8.39 | 678 | 2.38 | 314 | 8.55 | 656 | 4.35 | 275 | 11.19 | 668 | 6.53 | 279 | 0.50 | ● 655 | 7.34 | 324 | 0.49 | ● 719 | 8.24 | 315 | 1.50 | 695 | 8.31 | 286 | 2.14 | 688 | 27. |
| | 14.41 | 351 | 21.03 | 691 | 15.06 | 313 | 21.30 | 668 | 17.40 | 291 | 23.49 | 682 | 19.36 | 268 | 12.54 | 698 | 19.47 | 273 | 13.08 | 704 | 20.38 | 304 | 13.58 | 702 | 20.45 | 295 | 14.35 | 674 | |
| 28. | 3.13 | 324 | 9.49 | 681 | 3.44 | 306 | 10.11 | 670 | 6.08 | 306 | - | - | 7.50 | 278 | 1.38 | 665 | 8.16 | 287 | 1.56 | 693 | 8.47 | 265 | 2.24 | 680 | 9.08 | 298 | 2.43 | 703 | 28. |
| | 16.05 | 343 | 22.06 | 706 | 16.27 | 319 | 22.49 | 688 | 18.41 | 285 | 12.15 | 690 | 20.17 | 276 | 13.53 | 686 | 20.30 | 280 | 13.53 | 718 | 21.13 | 310 | 15.10 | 657 | 21.17 | 308 | 15.09 | 694 | |
| 29. | 4.27 | 315 | 10.44 | 688 | 5.10 | 306 | 11.25 | 681 | 7.14 | 290 | 1.01 | ● 678 | 8.36 | 293 | 2.15 | 692 | 8.53 | 326 | 2.28 | 658 | 9.28 | 285 | 2.54 | 683 | 9.45 | 334 | 3.14 | 715 | 29. |
| | 17.10 | 333 | 23.06 | 702 | 17.46 | 300 | 23.58 | 689 | 19.44 | 272 | 13.09 | 701 | 20.57 | 275 | 14.20 | 718 | 20.53 | 285 | 14.42 | 652 | 21.38 | 301 | 15.29 | 679 | 21.44 | 353 | 15.43 | 688 | |
| 30. | 5.30 | 292 | 11.47 | 690 | 6.17 | 296 | - | - | 8.08 | 291 | 1.50 | 694 | 9.14 | 270 | 2.55 | 687 | 9.38 | 306 | 3.18 | 603 | 9.54 | 306 | 3.25 | 687 | 10.02 | 343 | 3.34 | 717 | 30. |
| | 18.08 | 310 | - | - | 18.51 | 286 | 12.28 | 694 | 20.38 | 267 | 13.57 | 719 | 21.34 | 279 | 15.06 | 713 | 22.20 | 482 | 15.15 | 654 | 22.07 | 324 | 15.54 | 664 | 22.14 | 327 | 16.05 | 702 | |
| 31. | | | | | 7.19 | 292 | 1.00 | ● 696 | 8.51 | 272 | 2.40 | 686 | | | | | 10.00 | 387 | 3.24 | 749 | | | | | 10.51 | 300 | 4.17 | 721 | 31. |
| | | | | | 19.49 | 257 | 13.22 | 701 | 21.20 | 249 | 14.44 | 708 | | | | | 22.00 | 379 | 15.24 | 698 | | | | | 22.54 | 287 | 16.54 | 667 | |
| Mittel | | 298 | | 684 | | 304 | | 687 | | 293 | | 679 | | 295 | | 663 | | 318 | | 664 | | 304 | | 661 | | 317 | | 683 | Mittel |

| | MTnw (cm) | MThw (cm) |
|---|---|---|
| Sommer | 299 | 675 |

Sommerhalbjahr: 1.5. bis 31.10.
e = ergänzt nach Nachbarpegeln
eisfrei

BfG Koblenz

PNP : NN - 4.98 m

W Tide

cm

Pegel : Bremerhaven, Alter LT — Nr. 49900108

Gewässer : Außenweser

Gebiet : Wesermündung

## Hauptwerte

| | 1999 Nov Tnw | 1999 Nov Thw | 1999 Dez Tnw | 1999 Dez Thw | 2000 Jan Tnw | 2000 Jan Thw | 2000 Feb Tnw | 2000 Feb Thw | 2000 Mrz Tnw | 2000 Mrz Thw | 2000 Apr Tnw | 2000 Apr Thw | 2000 Mai Tnw | 2000 Mai Thw | 2000 Jun Tnw | 2000 Jun Thw | 2000 Jul Tnw | 2000 Jul Thw | 2000 Aug Tnw | 2000 Aug Thw | 2000 Sep Tnw | 2000 Sep Thw | 2000 Okt Tnw | 2000 Okt Thw | 2000 Nov Tnw | 2000 Nov Thw | 2000 Dez Tnw | 2000 Dez Thw |
|---|---|---|---|---|---|---|---|---|---|---|---|---|---|---|---|---|---|---|---|---|---|---|---|---|---|---|---|---|
| Tag | 28. | 20. | 22. | 23. | 24. | 15. | 21. | 27. | 24. | 29. | 20. | 28. | 6. | 12. | 4. | 9. | 31. | 23.+ | 31. | 26. | 19. | 20. | 18. | 11. | 26. | 6. | 20. | 20. |
| N | 259 | 604 | 226 | 591 | 233 | 624 | 217 | 613 | 211 | 577 | 240 | 597 | 230 | 611 | 231 | 606 | 257 | 640 | 249 | 619 | 219 | 548 | 257 | 518 | 246 | 554 | 217 | 537 |
| M | 318 | 672 | 346 | 711 | 324 | 697 | 324 | 705 | 308 | 696 | 279 | 677 | 286 | 674 | 298 | 684 | 304 | 687 | 293 | 679 | 295 | 663 | 318 | 664 | 304 | 661 | 317 | 683 |
| H | 457 | 757 | 541 | 942 | 609 | 917 | 476 | 868 | 503 | 796 | 352 | 750 | 457 | 720 | 377 | 724 | 409 | 744 | 352 | 724 | 407 | 739 | 482 | 763 | 375 | 721 | 430 | 850 |
| Tag | 18. | 27. | 4. | 3. | 30. | 30. | 9. | 9. | 3. | 9. | 29. | 5. | 27. | 25. | 26. | 26. | 12. | 19. | 25. | 2. | 8. | 3. | 30. | 26. | 3. | 13. | 15. | 13. |

| | 1990/1999 | | | | 1991/2000 10 Jahre | | | | | | | | | | | | | | | | | | | | | | | |
|---|---|---|---|---|---|---|---|---|---|---|---|---|---|---|---|---|---|---|---|---|---|---|---|---|---|---|---|---|
| Jahr | 1997 | 1997 | 1997 | 1997 | 1996 | 1996 | 1994 | 1994 | 1996 | 1993 | 1993 | 1993 | 1999 | 1993 | 1994 | 2000 | 1996 | 1991 | 1997 | 1992 | 2000 | 1993 | 1994 | 1999 | 1997 | 1997 | 1997 | 1997 |
| N | 184 | 522 | 155 | 479 | 167 | 510 | 140 | 486 | 178 | 515 | 184 | 586 | 216 | 595 | 222 | 606 | 239 | 609 | 238 | 603 | 219 | 546 | 199 | 499 | 184 | 522 | 155 | 479 |
| MN | 232 | 573 | 225 | 567 | 215 | 577 | 206 | 579 | 214 | 562 | 226 | 599 | 238 | 610 | 246 | 625 | 254 | 627 | 249 | 621 | 250 | 587 | 232 | 556 | 229 | 570 | 224 | 567 |
| M | 313 | 672 | 318 | 678 | 312 | 680 | 306 | 680 | 295 | 678 | 286 | 676 | 286 | 673 | 296 | 680 | 298 | 679 | 304 | 679 | 308 | 673 | 316 | 673 | 311 | 670 | 317 | 678 |
| MH | 442 | 776 | 475 | 806 | 493 | 841 | 469 | 816 | 438 | 786 | 395 | 769 | 374 | 734 | 366 | 739 | 375 | 745 | 383 | 756 | 419 | 762 | 480 | 788 | 436 | 768 | 462 | 811 |
| H | 514 | 834 | 552 | 942 | 625 | 975 | 615 | 952 | 512 | 879 | 466 | 822 | 457 | 744 | 395 | 761 | 409 | 797 | 418 | 790 | 470 | 864 | 608 | 883 | 514 | 834 | 541 | 942 |
| Jahr | 1992 | 1992 | 1990 | 1999 | 1995 | 1994 | 1993 | 1999 | 1995 | 1994 | 1995 | 1994 | 2000 | 1991 | 1994 | 1997 | 1998+ | 1998 | 1994 | 1994 | 1998 | 1995 | 1996 | 1996 | 1992 | 1992 | 1999 | 1999 |
| HThw ab 1901 | 966 | | 972 | | 1017e | | 1035 | | 984 | | 875 | | 811 | | 811 | | 814 | | 835 | | 898 | | 929 | | 966 | | 972 | |

| | Abflussjahr (*) 2000 Jahr | Datum | Winter | Sommer | Kalenderjahr 2000 Jahr | Datum |
|---|---|---|---|---|---|---|
| NTnw | 211 | 24.03.2000 | 211 | 219 | 211 | 24.03.2000 |
| NThw | 518 | 11.10.2000 | 577 | 518 | 518 | 11.10.2000 |
| M | 308 684 | | 317 693 | 299 675 | 304 681 | |
| HTnw | 609 | 30.01.2000 | 609 | 482 | 609 | 30.01.2000 |
| HThw | 942 | 03.12.1999 | 942 | 763 | 917 | 30.01.2000 |
| | 1991/2000 (*) 10 Jahre | | | | 1991/2000 | |
| NTnw | 140 | 14.02.1994 | 140 | 199 | 140 | 14.02.1994 |
| NThw | 479 | 17.12.1997 | 479 | 499 | 479 | 17.12.1997 |
| MN | 183 511 | | 183 530 | 226 550 | 183 513 | |
| M | 303 677 | | 305 677 | 301 676 | 303 677 | |
| MH | 588 906 | | 555 892 | 497 809 | 588 904 | |
| HTnw | 625 | 10.01.1995 | 625 | 608 | 625 | 10.01.1995 |
| HThw | 975 | 28.01.1994 | 975 | 883 | 975 | 28.01.1994 |

## Extremwerte **)

| | NTnw cm | NTnw Datum | NThw cm | NThw Datum | HTnw cm | HTnw Datum | HThw cm | HThw Datum |
|---|---|---|---|---|---|---|---|---|
| 1 | 81 | e 15.03.1964 | 354 | 16.01.1905 | 708 | 17.02.1962 | 1035 | 16.02.1962 |
| 2 | 86 | 02.03.1987 | 394 | 18.11.1916 | 706 | 10.02.1949 | 1017 | e 03.01.1976 |
| 3 | 90 | 25.01.1937 | 396 | 07.12.1959 | 703 | 10.10.1926 | 988 | 21.01.1976 |
| 4 | 119 | 09.01.1970 | 404 | 11.11.1941 | 687 | 06.11.1985 | 984 | 13.03.1906 |
| 5 | 123 | 26.01.1937 | 413 | 18.01.1912 | 674 | 16.02.1962 | 975 | e 28.01.1994 |
| 6 | 124 | 14.03.1964 | 414 | 25.01.1937 | 671 | 26.02.1990 | 972 | 10.01.1995 |
| 7 | 131 | 25.01.1937 | 420 | 19.11.1916 | 668 | 02.11.1965 | 972 | 06.12.1973 |
| 8 | 132 | 17.03.1969 | 425 | 17.01.1905 | 668 | 21.01.1956 | 966 | 19.11.1973 |
| 9 | 133 | 19.01.1937 | 426 | 20.11.1927 | 665 | 14.02.1989 | 965 | 23.01.1993 |
| 10 | 138 | 09.01.1947 | 431 | 13.11.1941 | 664 | 23.12.1954 | 959 | 02.12.1917 |

## Häufigkeitstabelle (Unterschreitungstiden)

### Tideniedrigwasser

| cm a.P. | 1999 Nov | 1999 Dez | 2000 Jan | Feb | Mrz | Apr | Mai | Jun | Jul | Aug | Sep | Okt | Nov | Dez | Abflussjahr (*) 2000 Wi | So | Jahr | Kalenderjahr 2000 Jahr | 1991/2000 10 Jahre |
|---|---|---|---|---|---|---|---|---|---|---|---|---|---|---|---|---|---|---|---|
| 900 | | | | | | | | | | | | | | | | | | | |
| 880 | | | | | | | | | | | | | | | | | | | |
| 860 | | | | | | | | | | | | | | | | | | | |
| 840 | | | | | | | | | | | | | | | | | | | |
| 820 | | | | | | | | | | | | | | | | | | | |
| 800 | | | | | | | | | | | | | | | | | | | |
| 780 | | | | | | | | | | | | | | | | | | | |
| 760 | | | | | | | | | | | | | | | | | | | |
| 740 | | | | | | | | | | | | | | | | | | | |
| 720 | | | | | | | | | | | | | | | | | | | |
| 700 | | | | | | | | | | | | | | | | | | | |
| 680 | | | | | | | | | | | | | | | | | | | |
| 660 | | | | | | | | | | | | | | | | | | | |
| 640 | | | | | | | | | | | | | | | | | | | 705.9 |
| 620 | | | 60 | | | | | | | | | | | | 352 | | 708 | 708 | 705.8 |
| 600 | | | 59 | | | | | | | | | | | | 351 | | 707 | 707 | 705.4 |
| 580 | | | 59 | | | | | | | | | | | | 351 | | 707 | 707 | 705.1 |
| 560 | | 60 | 59 | | | | | | | | | | | | 351 | | 707 | 707 | 704.9 |
| 540 | | 59 | 59 | | | | | | | | | | | | 350 | | 706 | 707 | 704.4 |
| 520 | | 59 | 59 | | 60 | | | | | | | | | | 350 | | 706 | 707 | 704.1 |
| 500 | | 57 | 59 | | 59 | | | | | | | 60 | | | 347 | 356 | 703 | 706 | 702.4 |
| 480 | | 57 | 59 | 56 | 59 | | | | | | | 59 | | | 347 | 355 | 702 | 705 | 701.4 |
| 460 | 58 | 57 | 57 | 55 | 59 | | 60 | | | | | 59 | | | 344 | 355 | 699 | 702 | 699.2 |
| 440 | 57 | 53 | 57 | 54 | 57 | | 58 | | | | | 59 | | 60 | 336 | 353 | 689 | 697 | 694.8 |
| 420 | 57 | 51 | 57 | 51 | 57 | | 58 | | 60 | | 58 | 59 | | 59 | 331 | 353 | 684 | 693 | 689.5 |
| 400 | 55 | 50 | 54 | 51 | 55 | | 58 | | 59 | | 57 | 58 | | 59 | 323 | 350 | 673 | 685 | 679.5 |
| 380 | 52 | 46 | 53 | 44 | 51 | | 57 | 58 | 58 | | 57 | 55 | 58 | 57 | 304 | 345 | 649 | 666 | 665.0 |
| 360 | 47 | 38 | 49 | 40 | 49 | 58 | 56 | 56 | 57 | 60 | 54 | 47 | 57 | 52 | 281 | 330 | 611 | 635 | 636.3 |
| 340 | 42 | 31 | 44 | 35 | 47 | 57 | 56 | 50 | 53 | 56 | 51 | 43 | 51 | 43 | 256 | 309 | 565 | 586 | 592.1 |
| 320 | 37 | 25 | 34 | 28 | 38 | 54 | 52 | 40 | 48 | 54 | 50 | 36 | 42 | 34 | 216 | 280 | 496 | 510 | 507.8 |
| 300 | 27 | 11 | 22 | 23 | 30 | 47 | 47 | 31 | 27 | 41 | 36 | 25 | 26 | 20 | 160 | 207 | 367 | 375 | 378.7 |
| 280 | 10 | 7 | 12 | 15 | 22 | 32 | 27 | 20 | 11 | 17 | 21 | 12 | 9 | 7 | 98 | 108 | 206 | 205 | 215.5 |
| 260 | 1 | 5 | 4 | 6 | 13 | 15 | 13 | 8 | 4 | 3 | 6 | 2 | 3 | 3 | 44 | 36 | 80 | 80 | 87.4 |
| 240 | | 2 | 1 | 3 | 5 | | 4 | 2 | | | 2 | | | 2 | 11 | 8 | 19 | 19 | 27.8 |
| 220 | | | | 1 | 2 | | | | | | 1 | | | 1 | 3 | 1 | 4 | 5 | 10.0 |
| 200 | | | | | | | | | | | | | | | | | | | 3.8 |
| 180 | | | | | | | | | | | | | | | | | | | 1.2 |
| 160 | | | | | | | | | | | | | | | | | | | 0.5 |
| 140 | | | | | | | | | | | | | | | | | | | |
| 120 | | | | | | | | | | | | | | | | | | | |
| 100 | | | | | | | | | | | | | | | | | | | |
| 80 | | | | | | | | | | | | | | | | | | | |
| 60 | | | | | | | | | | | | | | | | | | | |
| 40 | | | | | | | | | | | | | | | | | | | |
| 20 | | | | | | | | | | | | | | | | | | | |

### Tidehochwasser

| cm a.P. | 1999 Nov | 1999 Dez | 2000 Jan | Feb | Mrz | Apr | Mai | Jun | Jul | Aug | Sep | Okt | Nov | Dez | Abflussjahr (*) 2000 Wi | So | Jahr | Kalenderjahr 2000 Jahr | 1991/2000 10 Jahre |
|---|---|---|---|---|---|---|---|---|---|---|---|---|---|---|---|---|---|---|---|
| 1200 | | | | | | | | | | | | | | | | | | | |
| 1180 | | | | | | | | | | | | | | | | | | | |
| 1160 | | | | | | | | | | | | | | | | | | | |
| 1140 | | | | | | | | | | | | | | | | | | | |
| 1120 | | | | | | | | | | | | | | | | | | | |
| 1100 | | | | | | | | | | | | | | | | | | | |
| 1080 | | | | | | | | | | | | | | | | | | | |
| 1060 | | | | | | | | | | | | | | | | | | | |
| 1040 | | | | | | | | | | | | | | | | | | | |
| 1020 | | | | | | | | | | | | | | | | | | | |
| 1000 | | | | | | | | | | | | | | | | | | | |
| 980 | | | | | | | | | | | | | | | | | | | 705.9 |
| 960 | | 60 | | | | | | | | | | | | | 352 | | 707 | | 705.6 |
| 940 | | 59 | | | | | | | | | | | | | 351 | | 706 | | 705.4 |
| 920 | | 59 | 60 | | | | | | | | | | | | 351 | | 706 | 707 | 705.2 |
| 900 | | 59 | 59 | | | | | | | | | | | | 350 | | 705 | 706 | 705.1 |
| 880 | | 59 | 59 | 56 | | | | | | | | | | | 350 | | 705 | 706 | 704.6 |
| 860 | | 59 | 59 | 55 | | | | | | | | | | 60 | 349 | | 704 | 705 | 704.0 |
| 840 | | 59 | 59 | 54 | | | | | | | | | | 59 | 348 | | 703 | 703 | 703.0 |
| 820 | | 59 | 59 | 54 | | | | | | | | | | 57 | 348 | | 703 | 701 | 701.5 |
| 800 | | 56 | 59 | 54 | 60 | | | | | | | | | 57 | 345 | | 700 | 701 | 698.0 |
| 780 | | 56 | 59 | 53 | 58 | | | | | | | 60 | | 56 | 342 | 355 | 697 | 697 | 694.5 |
| 760 | 58 | 50 | 56 | 50 | 55 | 58 | | | 60 | | | 59 | | 54 | 327 | 354 | 681 | 685 | 685.2 |
| 740 | 57 | 45 | 52 | 49 | 49 | 57 | 60 | 57 | 59 | 60 | 58 | 58 | 58 | 52 | 309 | 352 | 661 | 669 | 665.9 |
| 720 | 55 | 37 | 48 | 41 | 44 | 55 | 59 | 55 | 55 | 59 | 55 | 57 | 57 | 49 | 280 | 340 | 620 | 634 | 623.0 |
| 700 | 46 | 29 | 36 | 26 | 31 | 47 | 51 | 43 | 46 | 45 | 50 | 50 | 53 | 41 | 215 | 285 | 500 | 519 | 533.5 |
| 680 | 29 | 17 | 25 | 16 | 17 | 31 | 33 | 22 | 19 | 30 | 39 | 37 | 38 | 30 | 135 | 180 | 315 | 337 | 380.8 |
| 660 | 22 | 8 | 7 | 5 | 11 | 13 | 10 | 6 | 9 | 12 | 24 | 26 | 26 | 20 | 66 | 87 | 153 | 169 | 215.2 |
| 640 | 11 | 3 | 2 | 1 | 8 | 6 | 5 | 1 | | 3 | 13 | 16 | 12 | 11 | 31 | 38 | 69 | 78 | 102.1 |
| 620 | 5 | 1 | | 1 | 5 | 1 | 3 | 1 | | 1 | 6 | 11 | 5 | 7 | 13 | 22 | 35 | 41 | 49.8 |
| 600 | | 1 | | | 4 | 1 | | | | | 5 | 3 | 2 | 5 | 6 | 8 | 14 | 20 | 26.1 |
| 580 | | | | | 1 | | | | | | 2 | 2 | 2 | 2 | 1 | 4 | 5 | 9 | 14.6 |
| 560 | | | | | | | | | | | 1 | 2 | 1 | 1 | | 3 | 3 | 5 | 7.7 |
| 540 | | | | | | | | | | | | 1 | | 1 | | 1 | 1 | 2 | 3.2 |
| 520 | | | | | | | | | | | | 1 | | | | 1 | 1 | 1 | 1.1 |
| 500 | | | | | | | | | | | | | | | | | | | 0.3 |
| 480 | | | | | | | | | | | | | | | | | | | 0.1 |
| 460 | | | | | | | | | | | | | | | | | | | |
| 440 | | | | | | | | | | | | | | | | | | | |
| 420 | | | | | | | | | | | | | | | | | | | |
| 400 | | | | | | | | | | | | | | | | | | | |
| 380 | | | | | | | | | | | | | | | | | | | |
| 360 | | | | | | | | | | | | | | | | | | | |
| 340 | | | | | | | | | | | | | | | | | | | |
| 320 | | | | | | | | | | | | | | | | | | | |

(*) Abflußjahr: 1.11. des Vorjahres bis 31.10.

**) Extremwerte ab 1901 bis 1975 vom Pegel Bremerhaven-Doppelschleuse,
ab Abflussjahr 1976 vom Pegel Bremerhaven Alter LT

e = Wert ist ergänzt

eisfrei

PNP : NN - 5.01 m

W Tide
cm

Pegel : Oldenburg-Drielake*) Nr. 49600308
Gewässer : Hunte
Gebiet : Hunte

## Hauptwerte

| | 1999 Nov Tnw | 1999 Nov Thw | 1999 Dez Tnw | 1999 Dez Thw | 2000 Jan Tnw | 2000 Jan Thw | 2000 Feb Tnw | 2000 Feb Thw | 2000 Mrz Tnw | 2000 Mrz Thw | 2000 Apr Tnw | 2000 Apr Thw | 2000 Mai Tnw | 2000 Mai Thw | 2000 Jun Tnw | 2000 Jun Thw | 2000 Jul Tnw | 2000 Jul Thw | 2000 Aug Tnw | 2000 Aug Thw | 2000 Sep Tnw | 2000 Sep Thw | 2000 Okt Tnw | 2000 Okt Thw | 2000 Nov Tnw | 2000 Nov Thw | 2000 Dez Tnw | 2000 Dez Thw |
|---|---|---|---|---|---|---|---|---|---|---|---|---|---|---|---|---|---|---|---|---|---|---|---|---|---|---|---|---|
| Tag | 20. | 6. | 22. | 23. | 16. | 15. | 15. | 15. | 30. | 29. | 28. | 28. | 13. | 27. | 9. | 9. | 2. | 23. | 26. | 27. | 21. | 20. | 11. | 11. | 6. | 6. | 21. | 20. |
| N | 408 | 644 | 437 | 638 | 436 | 674 | 433 | 490 | 455 | 650 | 421 | 647 | 402 | 651 | 407 | 654 | 417 | 676 | 399 | 654 | 391 | 595 | 401 | 556 | 406 | 599 | 401 | 589 |
| M | 435 | 706 | 494 | 751 | 478 | 740 | 489 | 691 | 521 | 761 | 455 | 723 | 438 | 712 | 437 | 718 | 442 | 722 | 443 | 715 | 437 | 701 | 443 | 700 | 445 | 704 | 456 | 718 |
| H | 471 | 792 | 547 | 811 | 613 | 807 | 554 | 802 | 600 | 812 | 487 | 797 | 477 | 754 | 468 | 759 | 466 | 780 | 483 | 765 | 474 | 779 | 498 | 783 | 468 | 757 | 517 | 791 |
| Tag | 18. | 27. | 4. | 13. | 30. | 29. | 9. | 3. | 3. | 14. | 5. | 5. | 27. | 24. | 26. | 26. | 19. | 19. | 2. | 2. | 3. | 3. | 31. | 31. | 1. | 13. | 16.+ | 16. |

| | 1990/1999 | | | | 1991/2000 10 Jahre | | | | | | | | | | | | | | | | | | | | | | | |
|---|---|---|---|---|---|---|---|---|---|---|---|---|---|---|---|---|---|---|---|---|---|---|---|---|---|---|---|---|
| Jahr | 1997 | 1997 | 1997 | 1997 | 1996 | 1996 | 1994 | 2000 | 1996 | 1996 | 1996 | 1996 | 2000 | 1993 | 1991+ | 1991 | 1991+ | 1992 | 2000 | 1992 | 2000 | 1993 | 1999 | 1999 | 1997 | 1997 | 1997 | 1997 |
| N | 367 | 567 | 364 | 522 | 378 | 503 | 367 | 490 | 358 | 578 | 399 | 635 | 402 | 634 | 407 | 644 | 410 | 645 | 399 | 640 | 391 | 593 | 342 | 534 | 367 | 567 | 364 | 522 |
| MN | 410 | 623 | 416 | 623 | 438 | 628 | 434 | 614 | 418 | 622 | 422 | 652 | 413 | 656 | 416 | 668 | 415 | 668 | 411 | 659 | 408 | 628 | 398 | 599 | 409 | 617 | 416 | 622 |
| M | 467 | 718 | 481 | 727 | 495 | 727 | 486 | 722 | 481 | 730 | 460 | 724 | 442 | 714 | 441 | 717 | 438 | 715 | 437 | 712 | 443 | 710 | 454 | 712 | 464 | 716 | 478 | 727 |
| MH | 528 | 795 | 553 | 806 | 582 | 795 | 566 | 802 | 546 | 796 | 509 | 791 | 475 | 773 | 476 | 779 | 469 | 773 | 476 | 786 | 499 | 779 | 544 | 788 | 519 | 792 | 548 | 804 |
| H | 635 | 812 | 621 | 821 | 706 | 818 | 655 | 818 | 613 | 818 | 590 | 816 | 488 | 791 | 497 | 799 | 522 | 805 | 503 | 812 | 564 | 820 | 690 | 820 | 635 | 812 | 621 | 821 |
| Jahr | 1998 | 1994+ | 1998 | 1993 | 1994 | 1994+ | 1993 | 1995 | 1994 | 1995 | 1994 | 1995 | 1997 | 1992 | 1991+ | 1997 | 1993 | 1993 | 1993 | 1993 | 1993 | 1994 | 1998+ | 1998 | 1998 | 1994+ | 1998 | 1993 |
| HThw ab 1901 | 833 | | 837 | | 843 | | 845 | | 822 | | 824 | | 814 | | 815 | | 819 | | 817 | | 820 | | 822 | | 833 | | 837 | |

| | Abflussjahr (*) 2000 Jahr | Datum | Winter | Sommer | Kalenderjahr 2000 Jahr | Datum |
|---|---|---|---|---|---|---|
| NTnw | 391 | 21.09.2000 | 408 | 391 | 391 | 21.09.2000 |
| NThw | 490 | 15.02.2000 | 490 | 556 | 490 | 15.02.2000 |
| M | 459 | 720 | 479 | 729 | 440 | 712 | 457 | 717 |
| HTnw | 613 | 30.01.2000 | 613 | 498 | 613 | 30.01.2000 |
| HThw | 812 | 14.03.2000 | 812 | 783 | 812 | 14.03.2000 |

| | 1991/2000 (*) 10 Jahre Jahr | Datum | Winter | Sommer | 1991/2000 Jahr | Datum |
|---|---|---|---|---|---|---|
| NTnw | 342 | 21.10.1999 | 358 | 342 | 342 | 21.10.1999 |
| NThw | 490 | 15.02.2000 | 490 | 534 | 490 | 15.02.2000 |
| MN | 378 | 544 | 388 | 559 | 392 | 593 | 374 | 548 |
| M | 460 | 719 | 478 | 725 | 442 | 713 | 460 | 719 |
| MH | 630 | 815 | 611 | 813 | 553 | 802 | 627 | 816 |
| HTnw | 706 | 29.01.1994 | 706 | 690 | 706 | 29.01.1994 |
| HThw | 821 | 11.12.1993 | 821 | 820 | 821 | 11.12.1993 |

## Extremwerte **)

| | NTnw cm | | Datum | NThw cm | Datum | HTnw cm | Datum | HThw cm | Datum |
|---|---|---|---|---|---|---|---|---|---|
| 1 | 308 | e | 08.12.1959 | 419 | 07.12.1959 | 788 | 17.02.1962 | 845 | 17.02.1962 |
| 2 | 340 | | 15.03.1964 | 441 | 09.01.1970 | 761 | 14.01.1916 | 843 | 21.01.1976 |
| 3 | 342 | | 21.10.1999 | 452 | 18.01.1912 | 744 | 07.01.1932 | 843 | 03.01.1976 |
| 4 | 349 | e | 08.12.1959 | 457 | 15.03.1964 | 734 | 26.11.1928 | 840 | 22.01.1976 |
| 5 | 350 | | 18.11.1965 | 458 | 01.02.1950 | 733 | 23.01.1918 | 839 | 04.01.1976 |
| 6 | 351 | | 18.05.1976 | 461 | 18.01.1912 | 733 | 21.01.1918 | 837 | 31.12.1977 |
| 7 | 352 | | 09.12.1959 | 467 | 19.01.1912 | 732 | 04.01.1932 | 835 | 21.01.1976 |
| 8 | 353 | | 15.03.1964 | 469 | 19.01.1963 | 730 | 22.01.1918 | 833 | 15.11.1977 |
| 9 | 356 | e | 06.11.1951 | 481 | 17.11.1965 | 728 | 08.01.1932 | 829 | 17.02.1962 |
| 10 | 357 | | 07.12.1959 | 483 | 17.01.1912 | 728 | 24.01.1918 | 828 | 19.12.1974 |

## Häufigkeitstabelle (Unterschreitungstiden)

### Tideniedrigwasser

| cm a.P. | 1999 Nov | 1999 Dez | 2000 Jan | Feb | Mrz | Apr | Mai | Jun | Jul | Aug | Sep | Okt | Nov | Dez | Abflussjahr (*) 2000 Wi | So | Jahr | Kalenderjahr 2000 Jahr | 1991/2000 10 Jahre |
|---|---|---|---|---|---|---|---|---|---|---|---|---|---|---|---|---|---|---|---|
| 900 | | | | | | | | | | | | | | | | | | | |
| 880 | | | | | | | | | | | | | | | | | | | |
| 860 | | | | | | | | | | | | | | | | | | | |
| 840 | | | | | | | | | | | | | | | | | | | |
| 820 | | | | | | | | | | | | | | | | | | | |
| 800 | | | | | | | | | | | | | | | | | | | |
| 780 | | | | | | | | | | | | | | | | | | | |
| 760 | | | | | | | | | | | | | | | | | | | |
| 740 | | | | | | | | | | | | | | | | | | | |
| 720 | | | | | | | | | | | | | | | | | | | 705.8 |
| 700 | | | | | | | | | | | | | | | | | | | 705.7 |
| 680 | | | | | | | | | | | | | | | | | | | 705.4 |
| 660 | | | | | | | | | | | | | | | | | | | 705.4 |
| 640 | | | | | | | | | | | | | | | | | | | 704.8 |
| 620 | | | 60 | | 60 | | | | | | | | | | 352 | | 707 | 707 | 703.3 |
| 600 | | | 59 | | 59 | | | | | | | | | | 350 | | 705 | 705 | 700.1 |
| 580 | | | 59 | | 57 | | | | | | | | | | 348 | | 703 | 703 | 692.6 |
| 560 | | 60 | 59 | 56 | 49 | | | | | | | | | | 340 | | 695 | 695 | 678.9 |
| 540 | | 59 | 58 | 55 | 42 | | | | | | | | | | 330 | | 685 | 686 | 662.4 |
| 520 | | 52 | 57 | 52 | 30 | | | | | | | | | 60 | 307 | | 662 | 670 | 642.0 |
| 500 | | 36 | 53 | 41 | 16 | 58 | | | | 59 | | 60 | | 56 | 262 | 355 | 617 | 637 | 606.5 |
| 480 | 58 | 17 | 40 | 16 | 9 | 57 | 60 | 58 | 60 | 58 | 58 | 58 | 58 | 49 | 197 | 352 | 549 | 581 | 547.7 |
| 460 | 55 | 4 | 13 | 6 | 1 | 36 | 58 | 56 | 55 | 55 | 54 | 52 | 50 | 35 | 115 | 330 | 445 | 471 | 443.1 |
| 440 | 37 | 1 | 1 | 2 | | 5 | 33 | 32 | 27 | 21 | 30 | 24 | 16 | 14 | 46 | 167 | 213 | 205 | 246.2 |
| 420 | 9 | | | | | | 6 | 2 | 1 | 3 | 8 | 5 | 3 | 4 | 9 | 25 | 34 | 32 | 51.5 |
| 400 | | | | | | | | | | 1 | 2 | | | | | 3 | 3 | 3 | 6.7 |
| 380 | | | | | | | | | | | | | | | | | | | 1.6 |
| 360 | | | | | | | | | | | | | | | | | | | 0.3 |
| 340 | | | | | | | | | | | | | | | | | | | |
| 320 | | | | | | | | | | | | | | | | | | | |
| 300 | | | | | | | | | | | | | | | | | | | |
| 280 | | | | | | | | | | | | | | | | | | | |
| 260 | | | | | | | | | | | | | | | | | | | |
| 240 | | | | | | | | | | | | | | | | | | | |
| 220 | | | | | | | | | | | | | | | | | | | |
| 200 | | | | | | | | | | | | | | | | | | | |
| 180 | | | | | | | | | | | | | | | | | | | |
| 160 | | | | | | | | | | | | | | | | | | | |
| 140 | | | | | | | | | | | | | | | | | | | |
| 120 | | | | | | | | | | | | | | | | | | | |
| 100 | | | | | | | | | | | | | | | | | | | |
| 80 | | | | | | | | | | | | | | | | | | | |
| 60 | | | | | | | | | | | | | | | | | | | |
| 40 | | | | | | | | | | | | | | | | | | | |
| 20 | | | | | | | | | | | | | | | | | | | |

### Tidehochwasser

| cm a.P. | 1999 Nov | 1999 Dez | 2000 Jan | Feb | Mrz | Apr | Mai | Jun | Jul | Aug | Sep | Okt | Nov | Dez | Abflussjahr (*) 2000 Wi | So | Jahr | Kalenderjahr 2000 Jahr | 1991/2000 10 Jahre |
|---|---|---|---|---|---|---|---|---|---|---|---|---|---|---|---|---|---|---|---|
| 1200 | | | | | | | | | | | | | | | | | | | |
| 1180 | | | | | | | | | | | | | | | | | | | |
| 1160 | | | | | | | | | | | | | | | | | | | |
| 1140 | | | | | | | | | | | | | | | | | | | |
| 1120 | | | | | | | | | | | | | | | | | | | |
| 1100 | | | | | | | | | | | | | | | | | | | |
| 1080 | | | | | | | | | | | | | | | | | | | |
| 1060 | | | | | | | | | | | | | | | | | | | |
| 1040 | | | | | | | | | | | | | | | | | | | |
| 1020 | | | | | | | | | | | | | | | | | | | |
| 1000 | | | | | | | | | | | | | | | | | | | |
| 980 | | | | | | | | | | | | | | | | | | | |
| 960 | | | | | | | | | | | | | | | | | | | |
| 940 | | | | | | | | | | | | | | | | | | | |
| 920 | | | | | | | | | | | | | | | | | | | |
| 900 | | | | | | | | | | | | | | | | | | | |
| 880 | | | | | | | | | | | | | | | | | | | |
| 860 | | | | | | | | | | | | | | | | | | | |
| 840 | | | | | | | | | | | | | | | | | | | 705.9 |
| 820 | | 60 | 60 | 56 | 59 | | | | | | | | | | 351 | | 707 | 707 | 705.6 |
| 800 | 58 | 57 | 57 | 55 | 52 | 58 | | | 60 | | | 60 | | 60 | 337 | 356 | 693 | 696 | 686.3 |
| 780 | 57 | 48 | 53 | 47 | 35 | 57 | | | 59 | 60 | 58 | 59 | | 58 | 297 | 354 | 651 | 662 | 655.8 |
| 760 | 56 | 34 | 44 | 38 | 21 | 55 | 60 | 58 | 57 | 59 | 55 | 57 | 58 | 55 | 248 | 346 | 594 | 617 | 600.7 |
| 740 | 52 | 21 | 33 | 27 | 12 | 46 | 56 | 50 | 51 | 51 | 52 | 51 | 54 | 42 | 191 | 311 | 502 | 525 | 508.2 |
| 720 | 37 | 9 | 16 | 18 | 9 | 24 | 39 | 26 | 26 | 36 | 40 | 38 | 39 | 28 | 113 | 205 | 318 | 339 | 359.9 |
| 700 | 25 | 6 | 3 | 16 | 8 | 10 | 10 | 10 | 9 | 13 | 27 | 25 | 20 | 16 | 68 | 94 | 162 | 167 | 199.6 |
| 680 | 11 | 2 | 1 | 16 | 4 | 4 | 5 | 2 | 1 | 2 | 12 | 17 | 10 | 8 | 38 | 39 | 77 | 82 | 89.9 |
| 660 | 5 | 1 | | 15 | 3 | 1 | 1 | 1 | | 2 | 6 | 11 | 4 | 6 | 25 | 21 | 46 | 50 | 42.8 |
| 640 | | 1 | | 15 | | | | | | | 3 | 4 | 2 | 3 | 16 | 7 | 23 | 27 | 23.6 |
| 620 | | | | 15 | | | | | | | 1 | 2 | 2 | 1 | 15 | 3 | 18 | 21 | 14.4 |
| 600 | | | | 15 | | | | | | | 1 | 2 | 1 | 1 | 15 | 3 | 18 | 20 | 9.5 |
| 580 | | | | 15 | | | | | | | | 2 | | | 15 | 2 | 17 | 17 | 5.9 |
| 560 | | | | 15 | | | | | | | | 1 | | | 15 | 1 | 16 | 16 | 3.4 |
| 540 | | | | 14 | | | | | | | | | | | 14 | | 14 | 14 | 2.3 |
| 520 | | | | 8 | | | | | | | | | | | 8 | | 8 | 8 | 1.0 |
| 500 | | | | 4 | | | | | | | | | | | 4 | | 4 | 4 | 0.4 |
| 480 | | | | | | | | | | | | | | | | | | | |
| 460 | | | | | | | | | | | | | | | | | | | |
| 440 | | | | | | | | | | | | | | | | | | | |
| 420 | | | | | | | | | | | | | | | | | | | |
| 400 | | | | | | | | | | | | | | | | | | | |
| 380 | | | | | | | | | | | | | | | | | | | |
| 360 | | | | | | | | | | | | | | | | | | | |
| 340 | | | | | | | | | | | | | | | | | | | |
| 320 | | | | | | | | | | | | | | | | | | | |

(*) Abflußjahr: 1.11. des Vorjahres bis 31.10.
**) Extremwerte ab 1901
*) Wasserstände zeitweise beeinflußt durch Huntesperrwerk (inbetriebnahme 1.10.1979)
e = Wert ist ergänzt
eisfrei

PNP : NN - 5.01 m

W Tide
cm

Pegel : Oldenburg-Drielake*) Nr.49600308
Gewässer : Hunte
Gebiet : Hunte

| Tag | 1999 November Tnw Zeit | cm | Thw Zeit | cm | Dezember Tnw Zeit | cm | Thw Zeit | cm |
|---|---|---|---|---|---|---|---|---|
| 1. | 3.36 | 452 | 8.47 | 744 | 3.35 | 467 | 8.02 b | 748 |
| | 16.25 | 452 | 21.37 | 672 | 16.19 | 521 | 20.33 b | 767 |
| 2. | 4.14 | 432 | 9.42 | 745 | 5.46 | 460 | 10.52 b | 798 |
| | 17.20 | 455 | 22.50 | 738 | 18.21 | 498 | 23.27 | 775 |
| 3. | 6.03 | 456 | 11.17 | 732 | 6.12 | 495 | 11.14 | 734 |
| | 19.09 | 434 | - | - | 18.13 | 492 | 22.01 b | 724 |
| 4. | 7.28 | 423 | 0.25 | 670 | 6.48 | 547 | 10.27 b | 754 |
| | 20.19 | 421 | 12.46 | 703 | 20.22 | 478 | - | - |
| 5. | 8.39 | 425 | 1.37 | 674 | 8.41 | 467 | 1.27 | 742 |
| | 21.16 | 411 | 13.53 | 679 | 21.39 | 469 | 13.18 b | 769 |
| 6. | 9.14 | 431 | 2.41 | 644 | 9.47 | 448 | 2.28 | 724 |
| | 21.27 | 457 | 14.50 | 724 | 21.53 | 485 | 15.01 | 733 |
| 7. | 10.12 | 470 | 3.07 | 766 | 10.24 | 508 | 2.58 | 783 |
| | 22.48 | 436 | 15.15 | 759 | 22.37 | 513 | 15.19 | 798 |
| 8. | 11.02 | 437 | 3.47 | 713 | 11.03 | 515 | 2.37 b | 778 |
| | 23.17 | 435 | 16.07 | 719 | 23.16 | 495 | 15.37 | 770 |
| 9. | 11.31 | 438 | 4.23 | 717 | 11.25 | 493 | 4.12 | 748 |
| | 23.51 | 437 | 16.41 | 719 | 23.31 | 484 | 16.19 | 746 |
| 10. | - | - | 4.54 | 713 | 11.49 | 501 | 4.40 | 763 |
| | 12.10 | 428 | 17.12 | 695 | - | - | 16.57 | 789 |
| 11. | 0.25 | 419 | 5.31 | 692 | 0.25 | 489 | 5.11 | 757 |
| | 12.54 | 434 | 17.46 | 683 | 12.53 | 478 | 17.36 | 698 |
| 12. | 0.54 | 413 | 6.01 | 684 | 0.25 | 481 | 5.50 | 789 |
| | 13.11 | 430 | 18.12 | 688 | 13.16 | 504 | 18.03 | 756 |
| 13. | 1.19 | 418 | 6.28 | 688 | 1.03 | 524 | 6.02 | 811 |
| | 13.36 | 423 | 18.47 | 684 | 14.05 | 531 | 18.34 | 742 |
| 14. | 1.38 | 425 | 7.05 | 727 | 2.06 | 505 | 6.50 | 740 |
| | 14.19 | 449 | 19.20 | 685 | 14.27 | 517 | 19.06 | 738 |
| 15. | 2.14 | 425 | 7.30 | 684 | 2.32 | 516 | 7.23 | 768 |
| | 14.47 | 436 | 19.54 | 663 | 15.15 | 517 | 19.59 | 738 |
| 16. | 2.41 | 419 | 8.12 | 692 | 3.36 | 502 | 8.28 | 738 |
| | 15.21 | 443 | 20.25 | 651 | 16.13 | 489 | 20.59 | 710 |
| 17. | 3.13 | 423 | 9.06 | 711 | 4.18 | 482 | 9.18 | 747 |
| | 16.12 | 456 | 21.48 | 722 | 16.44 | 511 | 21.21 | 749 |
| 18. | 4.40 | 471 | 10.03 | 729 | 3.54 | 536 | 8.37 b | 789 |
| | 18.02 | 448 | 23.09 | 686 | 18.25 | 503 | 23.12 | 753 |
| 19. | 6.25 | 434 | 11.31 | 681 | 6.59 | 489 | 11.56 | 768 |
| | 18.56 | 424 | - | - | 19.30 | 498 | - | - |
| 20. | 8.02 | 408 | 0.22 | 653 | 7.49 | 499 | 0.32 | 766 |
| | 20.31 | 417 | 13.00 | 651 | 20.53 | 486 | 13.00 | 779 |
| 21. | 8.44 | 415 | 1.51 | 667 | 9.21 | 472 | 1.38 | 729 |
| | 21.21 | 430 | 13.55 | 709 | 21.46 | 469 | 14.06 | 731 |
| 22. | 9.36 | 435 | 2.29 | 697 | 10.09 | 462 | 2.30 | 698 |
| | 22.09 | 436 | 14.47 | 731 | 22.55 | 437 | 14.56 | 712 |
| 23. | 10.26 | 444 | 3.23 | 713 | 11.05 | 447 | 3.40 | 638 |
| | 22.57 | 440 | 15.34 | 751 | 23.18 | 477 | 16.12 | 734 |
| 24. | 11.25 | 440 | 4.04 | 718 | - | - | 4.07 | 741 |
| | 23.41 | 430 | 16.26 | 727 | 12.19 | 463 | 17.02 | 672 |
| 25. | - | - | 4.55 | 722 | 0.16 | 458 | 5.11 | 697 |
| | 12.01 | 440 | 17.12 | 737 | 12.20 | 487 | 17.28 | 810 |
| 26. | 0.26 | 436 | 5.36 | 730 | 0.50 | 533 | 4.20 b | 763 |
| | 13.01 | 442 | 18.02 | 714 | 13.29 | 513 | 18.27 | 795 |
| 27. | 1.11 | 427 | 6.23 | 716 | 1.38 | 535 | 6.25 | 809 |
| | 13.25 | 446 | 18.51 | 792 | 14.15 | 526 | 18.59 | 785 |
| 28. | 2.04 | 460 | 6.52 | 732 | 2.40 | 509 | 7.27 | 790 |
| | 14.47 | 435 | 19.45 | 655 | 15.08 | 512 | 19.55 | 761 |
| 29. | 2.24 | 417 | 7.55 | 734 | 3.21 | 504 | 8.12 | 775 |
| | 15.28 | 446 | 20.25 | 722 | 15.57 | 492 | 20.45 | 733 |
| 30. | 3.30 | 440 | 8.39 | 726 | 4.02 | 489 | 8.58 | 761 |
| | 16.16 | 443 | 21.33 | 694 | 16.40 | 489 | 21.24 | 704 |
| 31. | | | | | 5.07 | 475 | 9.59 | 736 |
| | | | | | 17.50 | 476 | 22.30 | 695 |
| Mittel | | 435 | | 706 | | 494 | | 751 |

| Tag | 2000 Januar Tnw Zeit | cm | Thw Zeit | cm | Februar Tnw Zeit | cm | Thw Zeit | cm | März Tnw Zeit | cm | Thw Zeit | cm | April Tnw Zeit | cm | Thw Zeit | cm | Mai Tnw Zeit | cm | Thw Zeit | cm | Tag |
|---|---|---|---|---|---|---|---|---|---|---|---|---|---|---|---|---|---|---|---|---|---|
| 1. | 6.12 | 466 | 11.03 | 720 | 7.22 | 519 | 11.55 | 713 | 5.22 | 508 | 10.40 | 742 | 8.45 | 478 | 0.44 | 733 | 8.43 | 442 | 1.11 | 717 | 1. |
| | 18.49 | 479 | 23.46 | 728 | 19.54 | 488 | - | - | 18.38 | 509 | 23.58 | 794 | 20.58 | 477 | 13.29 | 726 | 21.03 | 445 | 13.50 | 709 | |
| 2. | 7.15 | 477 | - | - | 8.26 | 496 | 0.46 | 745 | 8.03 | 518 | - | - | 9.41 | 470 | 1.48 | 737 | 9.41 | 445 | 2.07 | 723 | 2. |
| | 19.54 | 474 | 12.15 | 714 | 20.32 | 524 | 13.22 | 772 | 20.44 | 480 | 12.27 | 732 | 21.52 | 465 | 14.23 | 716 | 21.58 | 442 | 14.41 | 712 | |
| 3. | 8.25 | 477 | 0.51 | 726 | 9.38 | 522 | 0.53 b | 802 | 8.09 | 511 | 1.09 | 684 | 10.25 | 465 | 2.42 | 731 | 10.28 | 444 | 2.59 | 726 | 3. |
| | 21.04 | 470 | 13.22 | 725 | 22.09 | 501 | 14.13 | 789 | 21.50 | 600 | 13.48 | 801 | 22.32 | 468 | 15.08 | 718 | 22.43 | 442 | 15.28 | 717 | |
| 4. | 8.58 | 503 | 2.15 | 738 | 10.37 | 487 | 2.45 | 737 | 10.17 | 577 | 0.29 b | 795 | 10.52 | 472 | 3.22 | 748 | 11.11 | 443 | 3.43 | 729 | 4. |
| | 22.03 | 499 | 13.57 | 803 | 22.34 | 499 | 15.25 | 750 | 22.34 | 562 | 13.41 b | 798 | 23.00 | 475 | 15.43 | 741 | 23.30 | 439 | 16.07 | 717 | |
| 5. | 10.25 | 503 | 3.15 | 757 | 11.05 | 508 | 3.30 | 789 | 10.56 | 544 | 2.12 b | 793 | 11.53 | 487 | 4.07 | 797 | 11.50 | 441 | 4.27 | 725 | 5. |
| | 22.29 | 489 | 14.55 | 748 | 23.22 | 491 | 15.47 | 755 | 23.12 | 526 | 15.23 | 773 | - | - | 16.36 | 764 | - | - | 16.54 | 717 | |
| 6. | 11.00 | 478 | 3.06 | 722 | 11.46 | 493 | 4.10 | 761 | 11.18 | 525 | 3.39 | 773 | 0.00 | 478 | 4.44 | 758 | 0.11 | 425 | 5.14 | 719 | 6. |
| | 22.50 | 489 | 15.43 | 711 | 23.56 | 492 | 16.33 | 757 | 23.34 | 527 | 15.58 | 779 | 12.24 | 473 | 17.12 | 747 | 12.34 | 443 | 17.32 | 714 | |
| 7. | 11.21 | 499 | 3.49 | 781 | - | - | 4.44 | 768 | - | - | 4.14 | 807 | 0.33 | 455 | 5.30 | 761 | 0.57 | 422 | 5.57 | 708 | 7. |
| | 23.35 | 482 | 15.58 | 741 | 12.16 | 496 | 16.58 | 759 | 12.03 | 528 | 16.46 | 802 | 12.56 | 473 | 17.49 | 750 | 13.12 | 438 | 18.13 | 717 | |
| 8. | 11.52 | 485 | 4.29 | 732 | 0.22 | 494 | 4.41 b | 767 | 0.22 | 535 | 4.55 | 789 | 1.16 | 452 | 6.09 | 738 | 1.40 | 435 | 6.39 | 708 | 8. |
| | - | - | 16.48 | 756 | 12.52 | 500 | 17.31 | 749 | 12.28 | 544 | 17.01 | 800 | 13.30 | 468 | 18.26 | 748 | 13.55 | 443 | 18.53 | 717 | |
| 9. | 0.01 | 491 | 4.35 b | 767 | 0.21 | 517 | 7.26 b | 759 | 0.37 | 556 | 6.48 b | 781 | 1.52 | 444 | 6.48 | 737 | 2.21 | 419 | 7.32 | 700 | 9. |
| | 12.34 | 498 | 17.16 | 768 | 13.18 | 554 | 19.28 b | 761 | 13.07 | 592 | 17.05 | 811 | 14.13 | 465 | 19.04 | 726 | 14.31 | 442 | 19.34 | 719 | |
| 10. | 0.52 | 485 | 5.36 | 761 | 1.45 | 515 | 6.18 | 790 | 1.33 | 574 | 5.16 b | 796 | 2.40 | 441 | 7.33 | 714 | 3.08 | 418 | 8.19 | 700 | 10. |
| | 13.27 | 474 | 18.04 | 709 | 14.24 | 495 | 19.10 | 723 | 14.07 | 565 | 18.18 | 760 | 14.48 | 449 | 19.47 | 720 | 15.19 | 446 | 20.28 | 727 | |
| 11. | 1.29 | 465 | 6.19 | 725 | 2.07 | 497 | 6.19 b | 766 | 2.17 | 549 | 7.05 | 806 | 3.25 | 442 | 8.23 | 713 | 4.06 | 437 | 9.11 | 695 | 11. |
| | 13.42 | 472 | 18.32 | 712 | 14.40 | 526 | 19.15 | 794 | 14.23 | 580 | 17.30 b | 795 | 15.36 | 462 | 20.35 | 724 | 16.13 | 428 | 21.31 | 704 | |
| 12. | 1.48 | 454 | 6.54 | 731 | 4.32 | 493 | 10.48 b | 530 | 2.52 | 571 | 7.09 | 797 | 4.03 | 446 | 8.59 | 693 | 5.16 | 413 | 10.27 | 660 | 12. |
| | 14.24 | 468 | 19.14 | 700 | 16.50 | 461 | - | - | 15.21 | 552 | 19.37 | 763 | 16.17 | 451 | 21.22 | 712 | 17.28 | 429 | 22.44 | 686 | |
| 13. | 2.21 | 469 | 7.21 | 736 | 4.00 | 464 | 0.07 b | 506 | 3.36 | 539 | 8.00 | 769 | 5.05 | 441 | 10.09 | 678 | 6.34 | 402 | 11.50 | 663 | 13. |
| | 15.01 | 472 | 19.46 | 693 | 16.27 | 478 | 12.53 b | 517 | 15.56 | 537 | 20.18 | 761 | 17.23 | 450 | 22.36 | 703 | 18.55 | 431 | - | - | |
| 14. | 3.03 | 448 | 8.05 | 712 | 5.08 | 468 | 0.37 b | 530 | 4.17 | 528 | 8.59 | 774 | 6.23 | 443 | 11.40 | 717 | 7.48 | 416 | 0.08 | 700 | 14. |
| | 15.37 | 461 | 20.35 | 691 | 18.23 | 452 | 12.49 b | 514 | 16.44 | 539 | 21.35 | 812 | 19.07 | 466 | - | - | 20.13 | 435 | 13.00 | 692 | |
| 15. | 4.04 | 458 | 8.59 | 716 | 6.23 | 433 | 1.13 b | 490 | 5.10 | 576 | 8.43 b | 794 | 8.09 | 440 | 0.12 | 740 | 8.55 | 430 | 1.20 | 709 | 15. |
| | 16.28 | 446 | 21.41 | 674 | 18.08 | 463 | 15.01 b | 492 | 18.26 | 566 | 23.06 | 799 | 20.46 | 439 | 13.08 | 708 | 21.33 | 429 | 13.59 | 703 | |
| 16. | 4.59 | 436 | 10.06 | 716 | 8.16 | 453 | 2.46 b | 513 | 7.02 | 563 | 11.31 | 782 | 9.19 | 457 | 1.45 | 717 | 9.43 | 437 | 2.16 | 716 | 16. |
| | 17.44 | 459 | 22.53 | 719 | 19.37 | 496 | 16.42 b | 522 | 19.51 | 546 | - | - | 21.34 | 465 | 14.24 | 733 | 22.03 | 431 | 14.49 | 714 | |
| 17. | 5.57 | 476 | 11.20 | 784 | 9.08 | 479 | 3.50 b | 550 | 8.32 | 541 | 0.18 | 773 | 10.28 | 454 | 2.31 | 736 | 10.21 | 448 | 3.10 | 730 | 17. |
| | 18.37 | 485 | - | - | 21.43 | 474 | 16.47 b | 539 | 21.03 | 536 | 13.04 | 786 | 22.30 | 460 | 15.23 | 727 | 22.41 | 450 | 15.35 | 746 | |
| 18. | 7.14 | 498 | 0.09 | 782 | 10.54 | 446 | 5.14 b | 526 | 9.46 | 521 | 1.38 | 785 | 10.56 | 464 | 3.26 | 736 | 10.59 | 448 | 3.45 | 725 | 18. |
| | 20.18 | 483 | 11.44 b | 765 | 22.55 | 436 | 17.47 b | 492 | 22.09 | 530 | 14.29 | 787 | 23.15 | 449 | 15.50 | 723 | 23.05 | 439 | 16.04 | 717 | |
| 19. | 8.41 | 456 | 1.06 | 746 | 10.29 | 458 | 6.59 b | 491 | 10.57 | 509 | 2.29 | 756 | 11.39 | 447 | 4.11 | 729 | 11.35 | 449 | 4.13 | 732 | 19. |
| | 21.27 | 442 | 13.45 | 735 | 22.40 | 469 | 18.56 b | 530 | 22.58 | 513 | 15.23 | 754 | 23.52 | 448 | 16.40 | 726 | 23.55 | 438 | 16.48 | 726 | |
| 20. | 9.50 | 461 | 2.31 | 729 | 11.52 | 496 | 3.52 | 794 | 11.34 | 513 | 3.42 | 786 | - | - | 4.51 | 734 | - | - | 5.05 | 734 | 20. |
| | 22.15 | 470 | 14.58 | 767 | - | - | 16.30 | 747 | 23.44 | 506 | 16.13 | 770 | 12.19 | 460 | 17.13 | 719 | 12.10 | 451 | 17.19 | 739 | |
| 21. | 10.47 | 481 | 3.05 b | 759 | 0.03 | 487 | 4.42 | 757 | - | - | 4.22 | 780 | 0.34 | 443 | 5.27 | 716 | 0.35 | 437 | 5.22 | 704 | 21. |
| | 23.15 | 458 | 15.42 | 760 | 12.45 | 482 | 17.20 | 726 | 12.16 | 506 | 16.50 | 750 | 12.41 | 448 | 17.45 | 759 | 12.45 | 443 | 17.47 | 721 | |
| 22. | 11.45 | 471 | 4.14 | 753 | 0.42 | 479 | 5.27 | 755 | 0.23 | 496 | 5.06 | 775 | 0.57 | 460 | 5.53 | 734 | 1.05 | 431 | 6.11 | 709 | 22. |
| | - | - | 16.40 | 762 | 13.08 | 482 | 17.56 | 762 | 12.48 | 502 | 17.24 | 766 | 13.17 | 450 | 18.13 | 723 | 13.10 | 450 | 18.06 | 740 | |
| 23. | 0.00 | 474 | 5.01 | 782 | 1.24 | 484 | 6.06 | 763 | 0.57 | 494 | 5.39 | 778 | 1.25 | 447 | 6.27 | 734 | 1.37 | 433 | 6.41 | 702 | 23. |
| | 12.46 | 475 | 17.33 | 735 | 14.00 | 484 | 18.34 | 722 | 13.25 | 500 | 17.59 | 752 | 13.39 | 468 | 18.36 | 749 | 13.40 | 448 | 18.48 | 709 | |
| 24. | 1.00 | 467 | 5.51 | 757 | 2.08 | 471 | 6.53 | 730 | 1.39 | 487 | 6.07 | 726 | 1.58 | 456 | 6.58 | 726 | 2.00 | 429 | 7.14 | 688 | 24. |
| | 13.37 | 467 | 18.25 | 726 | 14.07 | 483 | 19.11 | 783 | 14.04 | 469 | 18.40 | 699 | 14.04 | 457 | 19.07 | 732 | 13.57 | 450 | 19.15 | 754 | |
| 25. | 1.41 | 450 | 6.41 | 739 | 2.30 | 495 | 7.21 | 783 | 2.03 | 470 | 6.47 | 741 | 2.32 | 449 | 7.27 | 699 | 2.41 | 440 | 7.44 | 677 | 25. |
| | 14.19 | 463 | 19.10 | 715 | 14.48 | 510 | 19.42 | 793 | 14.16 | 487 | 18.56 | 748 | 14.44 | 457 | 19.39 | 707 | 14.53 | 434 | 20.21 | 753 | |
| 26. | 2.16 | 448 | 7.18 | 745 | 3.13 | 501 | 7.44 | 764 | 2.27 | 489 | 7.11 | 752 | 3.04 | 444 | 8.07 | 681 | 3.19 | 449 | 8.17 | 701 | 26. |
| | 14.52 | 467 | 19.48 | 736 | 15.29 | 506 | 20.02 | 735 | 14.38 | 504 | 19.26 | 762 | 15.12 | 451 | 20.20 | 693 | 15.23 | 452 | 20.27 | 707 | |
| 27. | 2.57 | 456 | 7.52 | 743 | 3.35 | 493 | 8.14 | 726 | 2.57 | 504 | 7.42 | 750 | 3.43 | 440 | 8.43 | 671 | 4.31 | 413 | 9.49 | 651 | 27. |
| | 15.34 | 470 | 20.23 | 723 | 16.08 | 485 | 20.35 | 677 | 15.11 | 510 | 19.46 | 731 | 15.52 | 439 | 20.55 | 674 | 15.30 | 477 | 21.16 | 721 | |
| 28. | 3.29 | 457 | 8.36 | 754 | 3.57 | 481 | 8.53 | 732 | 3.55 | 492 | 8.24 | 693 | 4.57 | 421 | 10.06 | 647 | 4.57 | 433 | 10.18 | 660 | 28. |
| | 16.03 | 475 | 20.53 | 714 | 16.04 | 518 | 20.55 | 745 | 16.09 | 478 | 20.27 | 671 | 16.46 | 437 | 22.23 | 703 | 17.56 | 422 | 23.30 | 681 | |
| 29. | 4.03 | 474 | 9.02 | 713 | 4.55 | 502 | 9.34 | 727 | 4.50 | 462 | 9.05 | 650 | 6.02 | 442 | 11.25 | 691 | 6.24 | 472 | 11.30 | 725 | 29. |
| | 15.30 | 513 | 20.31 b | 807 | 17.34 | 486 | 22.21 | 701 | 17.05 | 461 | 21.29 | 657 | 18.22 | 451 | 23.51 | 718 | 18.41 | 449 | 23.58 | 737 | |
| 30. | 3.34 | 613 | 11.45 b | 770 | | | | | 5.54 | 455 | 10.27 | 651 | 7.40 | 439 | - | - | 7.37 | 439 | - | - | 30. |
| | 18.23 | 549 | 22.00 | 708 | | | | | 18.12 | 465 | 23.11 | 698 | 20.03 | 442 | 12.45 | 698 | 20.10 | 439 | 12.50 | 705 | |
| 31. | 5.26 | 504 | 11.11 | 803 | | | | | 7.12 | 467 | - | - | | | | | 8.44 | 438 | 1.19 | 720 | 31. |
| | 18.47 | 524 | 23.36 | 778 | | | | | 19.42 | 473 | 12.08 | 705 | | | | | 21.12 | 435 | 13.57 | 722 | |
| Mittel | | 478 | | 740 | | 489 | | 691 | | 521 | | 761 | | 455 | | 723 | | 438 | | 712 | Mittel |

| | MTnw (cm) | MThw (cm) |
|---|---|---|
| Winter | 479 | 729 |

Winterhalbjahr: 1.11. bis 30.4.
b = durch Huntesperrwerk beeinflußt (Inbetriebnahme 1.10.1979)

eisfrei

BfG Koblenz

PNP : NN - 5.01 m

W Tide
cm

Pegel : Oldenburg-Drielake*) Nr.49600308
Gewässer : Hunte
Gebiet : Hunte

2000

| Tag | Juni Tnw Zeit | Juni Tnw cm | Juni Thw Zeit | Juni Thw cm | Juli Tnw Zeit | Juli Tnw cm | Juli Thw Zeit | Juli Thw cm | August Tnw Zeit | August Tnw cm | August Thw Zeit | August Thw cm | September Tnw Zeit | September Tnw cm | September Thw Zeit | September Thw cm | Oktober Tnw Zeit | Oktober Tnw cm | Oktober Thw Zeit | Oktober Thw cm | November Tnw Zeit | November Tnw cm | November Thw Zeit | November Thw cm | Dezember Tnw Zeit | Dezember Tnw cm | Dezember Thw Zeit | Dezember Thw cm | Tag |
|---|---|---|---|---|---|---|---|---|---|---|---|---|---|---|---|---|---|---|---|---|---|---|---|---|---|---|---|---|---|
| 1. | 9.47 | 431 | 2.16 | 718 | 9.55 | 438 | 2.47 | ● 729 | 11.45 | 445 | 4.26 | 707 | 0.49 | 429 | 5.54 | 695 | 0.51 | 441 | 6.02 | 726 | 0.56 | 468 | 6.08 | 753 | 1.18 | 439 | 6.32 | 738 | 1. |
| | 21.58 | 424 | 14.51 | 696 | 22.35 | 426 | 15.09 | 726 | - | - | 16.47 | 740 | 12.57 | 434 | 18.06 | 725 | 13.05 | 450 | 18.10 | 742 | 13.39 | 462 | 18.39 | 714 | 13.50 | 460 | 18.52 | 679 | |
| 2. | 10.24 | 441 | 3.10 | ● 720 | 11.00 | 431 | 3.43 | 719 | 0.18 | 444 | 5.24 | 731 | 1.15 | 429 | 6.31 | 722 | 1.23 | 457 | 6.31 | 729 | 1.39 | 461 | 6.49 | 742 | 1.46 | 446 | 7.11 | 736 | 2. |
| | 22.53 | 435 | 15.36 | 735 | 23.32 | 417 | 16.05 | 720 | 12.32 | 483 | 17.28 | 765 | 13.24 | 454 | 18.40 | 765 | 13.37 | 457 | 18.42 | 734 | 14.11 | 464 | 18.57 | 698 | 14.11 | 467 | 19.12 | 707 | |
| 3. | 11.21 | 446 | 3.58 | 745 | 11.45 | 442 | 4.38 | 711 | 1.03 | 468 | 6.01 | 729 | 1.51 | 449 | 7.04 | 760 | 1.48 | 443 | 7.01 | 725 | 1.45 | 453 | 7.05 | 727 | 2.27 | 435 | 7.41 | 704 | 3. |
| | 23.51 | 420 | 16.22 | 724 | - | - | 16.58 | 735 | 13.18 | 475 | 18.15 | 755 | 14.04 | 474 | 19.15 | 779 | 14.07 | 455 | 19.09 | 721 | 14.18 | 464 | 19.18 | 692 | 14.56 | 453 | 20.11 | 731 | |
| 4. | - | - | 4.52 | 705 | 0.22 | 426 | 5.33 | 721 | 1.51 | 457 | 6.53 | 726 | 2.39 | 466 | 7.31 | 719 | 2.31 | 431 | 7.34 | 659 | 2.19 | 460 | 7.35 | 718 | 3.08 | 467 | 8.14 | 720 | 4. |
| | 12.11 | 430 | 17.18 | 718 | 12.40 | 448 | 17.46 | 748 | 14.01 | 463 | 19.00 | 751 | 14.47 | 454 | 19.50 | 727 | 14.33 | 437 | 19.42 | 682 | 15.12 | 455 | 20.16 | 696 | 15.57 | 453 | 20.48 | 634 | |
| 5. | 0.35 | 422 | 5.40 | 714 | 1.13 | 426 | 6.24 | 717 | 2.35 | 453 | 7.36 | 715 | 3.01 | 436 | 8.13 | 707 | 2.35 | 430 | 7.48 | 706 | 3.26 | 453 | 8.42 | 705 | 3.34 | 427 | 9.05 | 683 | 5. |
| | 12.52 | 440 | 17.55 | 730 | 13.22 | 448 | 18.34 | 756 | 14.41 | 451 | 19.43 | 739 | 15.17 | 446 | 20.24 | 703 | 15.04 | 455 | 20.06 | 696 | 16.20 | 450 | 21.23 | 666 | 16.42 | 446 | 21.49 | 657 | |
| 6. | 1.23 | 424 | 6.41 | 723 | 2.01 | 435 | 7.17 | 727 | 3.13 | 449 | 8.15 | 705 | 3.26 | 434 | 8.37 | 688 | 3.06 | 442 | 8.35 | 711 | 4.53 | 441 | 9.38 | 617 | 4.51 | 427 | 10.20 | 696 | 6. |
| | 13.36 | 452 | 18.45 | 753 | 14.13 | 454 | 19.25 | 755 | 15.19 | 447 | 20.29 | 739 | 15.54 | 441 | 21.19 | 688 | 15.38 | 472 | 20.46 | 702 | 17.46 | 406 | 22.57 | 599 | 17.40 | 452 | 22.54 | 697 | |
| 7. | 2.11 | 436 | 7.21 | 723 | 2.54 | 433 | 7.57 | 707 | 3.48 | 455 | 8.55 | 720 | 4.09 | 444 | 9.42 | 731 | 4.10 | 442 | 9.40 | 675 | 5.54 | 416 | 11.33 | 690 | 6.17 | 450 | 11.37 | 721 | 7. |
| | 14.21 | 454 | 19.30 | 756 | 15.01 | 436 | 20.16 | 731 | 16.01 | 453 | 21.10 | 725 | 16.48 | 470 | 21.46 | 689 | 17.20 | 439 | 22.38 | 643 | 19.28 | 435 | - | - | 19.16 | 437 | - | - | |
| 8. | 3.10 | 447 | 8.07 | 706 | 3.34 | 425 | 8.54 | 708 | 4.30 | 436 | 9.40 | 691 | 5.09 | 430 | 10.37 | 683 | 5.31 | 422 | 11.01 | 657 | 7.27 | 423 | 0.36 | 664 | 7.42 | 434 | 0.33 | 683 | 8. |
| | 15.20 | 437 | 20.21 | 710 | 15.44 | 451 | 20.54 | 736 | 16.40 | 449 | 21.56 | 706 | 17.31 | 462 | 23.00 | 715 | 18.49 | 425 | - | - | 20.21 | 453 | 12.56 | 693 | 19.41 | 484 | 13.05 | 715 | |
| 9. | 4.08 | 407 | 9.15 | 654 | 4.19 | 430 | 9.32 | 686 | 5.11 | 434 | 10.25 | 691 | 6.38 | 445 | 11.58 | 695 | 6.52 | 447 | 0.26 | 657 | 8.27 | 432 | 1.34 | 660 | 8.34 | 426 | 0.38 | 708 | 9. |
| | 16.06 | 425 | 21.26 | 717 | 16.32 | 439 | 21.48 | 706 | 17.35 | 444 | 22.52 | 686 | 19.27 | 450 | - | - | 20.24 | 444 | 12.21 | 716 | 21.00 | 448 | 13.44 | 701 | 21.10 | 443 | 13.42 | 695 | |
| 10. | 4.41 | 425 | 10.03 | 704 | 5.07 | 431 | 10.25 | 681 | 6.23 | 436 | 11.48 | 686 | 8.04 | 437 | 0.50 | 696 | 8.45 | 424 | 1.22 | 654 | 9.19 | 454 | 2.12 | 709 | 9.26 | 443 | 2.23 | 684 | 10. |
| | 17.05 | 447 | 22.23 | 732 | 17.14 | 452 | 22.35 | 732 | 18.51 | 450 | - | - | 20.53 | 445 | 13.23 | 709 | 20.04 | 417 | 13.07 | 578 | 21.58 | 450 | 14.31 | 743 | 21.45 | 445 | 14.34 | 698 | |
| 11. | 6.03 | 439 | 11.11 | 690 | 5.58 | 437 | 11.16 | 698 | 7.16 | 444 | 0.06 | 707 | 9.18 | 448 | 1.59 | 696 | 9.41 | 416 | 1.52 | 637 | 10.16 | 449 | 3.05 | ○ 722 | 10.30 | 473 | 3.18 | ○ 750 | 11. |
| | 18.11 | 439 | 23.35 | 724 | 18.02 | 464 | 23.58 | 773 | 20.17 | 450 | 12.39 | 714 | 21.49 | 425 | 14.19 | 708 | 21.12 | 401 | 14.27 | 556 | 22.32 | 451 | 15.24 | 720 | 23.01 | 478 | 15.53 | 770 | |
| 12. | 6.57 | 425 | - | - | 7.10 | 462 | - | - | 8.40 | 436 | 1.26 | 688 | 10.09 | 433 | 2.58 | 669 | 9.52 | 438 | 2.51 | 677 | 10.52 | 446 | 3.35 | 700 | 11.12 | 465 | 3.52 | 742 | 12. |
| | 19.19 | 445 | 12.22 | 699 | 19.48 | 446 | 12.21 | 734 | 21.22 | 436 | 13.54 | 713 | 22.15 | 442 | 15.10 | 697 | 22.34 | 431 | 15.08 | 706 | 23.13 | 445 | 16.01 | 704 | 23.44 | 483 | 16.21 | 769 | |
| 13. | 8.02 | 427 | 0.27 | 709 | 8.08 | 440 | 0.53 | 711 | 9.40 | 433 | 2.32 | 691 | 10.38 | 454 | 3.26 | ○ 711 | 10.50 | 438 | 3.42 | ○ 679 | 11.33 | 460 | 4.25 | 724 | 11.41 | 484 | 4.45 | 732 | 13. |
| | 20.25 | 441 | 13.22 | 702 | 20.40 | 428 | 13.19 | 702 | 22.16 | 435 | 14.49 | 713 | 23.04 | 434 | 15.41 | 732 | 23.14 | 428 | 15.56 | 710 | 23.59 | 447 | 16.34 | 757 | - | - | 15.38 b | 743 | |
| 14. | 8.52 | 450 | 1.45 | 739 | 8.58 | 449 | 2.02 | 711 | 10.14 | 447 | 3.22 | 692 | 11.21 | 449 | 4.12 | 707 | 11.28 | 444 | 4.18 | 700 | - | - | 5.02 | 730 | 0.14 | 497 | 4.37 b | 758 | 14. |
| | 21.19 | 442 | 14.01 | 744 | 21.36 | 454 | 14.28 | 746 | 22.52 | 436 | 15.31 | 727 | 23.41 | 431 | 16.24 | 729 | 23.52 | 432 | 16.34 | 724 | 12.23 | 464 | 17.22 | 739 | 12.42 | 502 | 16.47 b | 768 | |
| 15. | 9.44 | 427 | 2.31 | 705 | 9.59 | 449 | 2.53 | 727 | 10.58 | 444 | 3.59 | ○ 700 | 11.57 | 443 | 4.50 | 702 | - | - | 4.57 | 710 | 0.40 | 454 | 5.40 | 730 | 1.06 | 487 | 5.15 b | 757 | 15. |
| | 22.08 | 447 | 15.04 | 723 | 22.28 | 443 | 15.13 | 735 | 23.29 | 438 | 16.14 | 734 | - | - | 17.01 | 719 | 12.08 | 451 | 17.09 | 733 | 13.03 | 450 | 18.05 | 716 | 13.22 | 493 | 17.21 b | 756 | |
| 16. | 10.35 | 456 | 3.26 | 745 | 10.39 | 449 | 3.35 | ○ 717 | 11.41 | 448 | 4.35 | 712 | 0.22 | 427 | 5.30 | 680 | 0.33 | 431 | 5.37 | 697 | 1.18 | 447 | 6.21 | 726 | 1.55 | 517 | 5.34 b | 754 | 16. |
| | 22.58 | 436 | 15.38 | 743 | 23.09 | 439 | 15.51 | 741 | - | - | 16.53 | 730 | 12.19 | 439 | 17.36 | 747 | 12.40 | 445 | 17.44 | 728 | 13.44 | 448 | 18.48 | 701 | 14.36 | 517 | 19.31 | 791 | |
| 17. | 11.17 | 433 | 4.02 | ○ 709 | 11.23 | 448 | 4.15 | 711 | 0.05 | 436 | 5.09 | 701 | 0.43 | 446 | 5.55 | 723 | 1.03 | 446 | 6.14 | 742 | 1.58 | 432 | 7.19 | 723 | 2.48 | 501 | 7.45 | 785 | 17. |
| | 23.46 | 412 | 16.17 | 704 | 23.46 | 436 | 16.31 | 734 | 12.12 | 445 | 17.26 | 745 | 13.00 | 454 | 18.05 | 733 | 13.08 | 465 | 18.12 | 745 | 14.29 | 455 | 19.33 | 716 | 15.25 | 486 | 20.20 | 738 | |
| 18. | 11.46 | 426 | 4.50 | 671 | 11.56 | 450 | 4.57 | 713 | 0.34 | 441 | 5.46 | 715 | 1.22 | 437 | 6.32 | 705 | 1.36 | 441 | 6.38 | 706 | 2.44 | 452 | 7.52 | 726 | 3.33 | 466 | 8.32 | 747 | 18. |
| | - | - | 16.58 | 726 | - | - | 17.07 | 742 | 12.49 | 451 | 17.56 | 737 | 13.36 | 450 | 18.38 | 716 | 14.10 | 441 | 19.16 | 666 | 15.24 | 450 | 20.26 | 689 | 16.25 | 466 | 21.19 | 708 | |
| 19. | 0.14 | 425 | 5.15 | 692 | 0.20 | 438 | 5.43 | 729 | 1.16 | 433 | 6.21 | 697 | 2.00 | 445 | 7.02 | 676 | 2.12 | 416 | 7.29 | 687 | 3.32 | 430 | 8.51 | 689 | 4.27 | 458 | 9.33 | 746 | 19. |
| | 12.25 | 431 | 17.28 | 708 | 12.31 | 466 | 17.48 | 780 | 13.16 | 444 | 18.29 | 730 | 14.17 | 437 | 19.20 | 678 | 14.25 | 442 | 19.48 | 738 | 16.19 | 442 | 21.38 | 677 | 17.35 | 461 | 22.23 | 673 | |
| 20. | 0.40 | 420 | 5.51 | 702 | 1.03 | 450 | 6.15 | 728 | 1.38 | 436 | 6.48 | 713 | 2.53 | 404 | 7.44 | 595 | 2.51 | 446 | 7.53 | 719 | 4.41 | 446 | 9.46 | 704 | 6.09 | 432 | 10.46 | 647 | 20. |
| | 12.51 | 439 | 18.00 | 721 | 13.07 | 459 | 18.11 | 761 | 13.48 | 451 | 18.58 | 752 | 15.04 | 402 | 20.05 | 623 | 15.35 | 443 | 20.35 | 672 | 17.55 | 434 | 23.03 | 672 | 19.13 | 408 | 23.42 | 589 | |
| 21. | 1.18 | 422 | 6.26 | 695 | 1.30 | 441 | 6.42 | 719 | 2.17 | 441 | 7.26 | 716 | 3.06 | 391 | 8.31 | 642 | 3.50 | 413 | 9.09 | 654 | 6.04 | 439 | 11.17 | 686 | 7.13 | 401 | - | - | 21. |
| | 13.15 | 442 | 18.32 | 727 | 13.42 | 442 | 18.51 | 730 | 14.34 | 458 | 19.39 | 733 | 15.24 | 425 | 20.44 | 690 | 16.20 | 430 | 21.46 | 691 | 19.12 | 431 | - | - | 19.42 | 409 | 12.13 | 627 | |
| 22. | 1.48 | 428 | 6.59 | 693 | 2.08 | 428 | 7.17 | 689 | 2.59 | 455 | 7.58 | 705 | 3.53 | 422 | 9.05 | 666 | 4.35 | 440 | 10.01 | 714 | 7.38 | 407 | 0.17 | 646 | 8.07 | 419 | 0.52 | 642 | 22. |
| | 13.49 | 445 | 19.10 | 727 | 14.12 | 442 | 19.27 | 720 | 15.06 | 446 | 20.19 | 714 | 16.44 | 405 | 22.05 | 649 | 18.17 | 434 | 23.17 | 655 | 20.17 | 444 | 13.17 | 691 | 20.37 | 437 | 13.20 | 688 | |
| 23. | 2.14 | 435 | 7.31 | 691 | 2.49 | 421 | 7.59 | 676 | 3.35 | 434 | 8.47 | 693 | 4.54 | 411 | 10.27 | 673 | 6.32 | 431 | 11.47 | 687 | 8.24 | 436 | 1.35 | 667 | 8.56 | 433 | 1.52 | 702 | 23. |
| | 14.23 | 438 | 19.48 | 735 | 14.54 | 433 | 20.03 | 713 | 15.57 | 444 | 21.05 | 705 | 17.56 | 431 | 23.17 | 669 | 19.27 | 423 | - | - | 21.24 | 432 | 13.31 | 702 | 21.28 | 450 | 14.11 | 725 | |
| 24. | 2.54 | 441 | 8.05 | 686 | 3.21 | 421 | 8.33 | 688 | 4.30 | 428 | 9.44 | 681 | 6.48 | 405 | 11.56 | 640 | 7.37 | 452 | 1.02 | 688 | 9.23 | 446 | 2.25 | 688 | 9.50 | 453 | 2.38 | 728 | 24. |
| | 14.58 | 450 | 20.25 | 738 | 15.36 | 435 | 20.48 | 710 | 16.29 | 448 | 22.11 | 745 | 19.59 | 397 | - | - | 20.46 | 468 | 13.17 | 766 | 22.02 | 446 | 14.39 | 738 | 22.17 | 456 | 14.58 | 733 | |
| 25. | 3.39 | 440 | 9.08 | 722 | 4.05 | 427 | 9.19 | 687 | 5.31 | 449 | 10.38 | 704 | 7.58 | 413 | 1.16 | 627 | 9.12 | 452 | 1.53 | 727 | 10.18 | 439 | 3.04 | 713 | 10.48 | 447 | 3.19 | ● 715 | 25. |
| | 16.02 | 465 | 21.14 | 749 | 16.27 | 441 | 21.39 | 711 | 18.26 | 444 | 23.36 | 680 | 20.58 | 422 | 13.23 | 691 | 21.20 | 458 | 14.20 | 712 | 22.54 | 436 | 15.21 | 705 | 23.00 | 443 | 15.45 | 701 | |
| 26. | 4.33 | 446 | 10.02 | 727 | 4.51 | 434 | 10.12 | 699 | 7.16 | 418 | - | - | 9.21 | 436 | 2.11 | 688 | 9.49 | 464 | 2.29 | 745 | 11.07 | 427 | 3.58 | ● 656 | 11.29 | 443 | 4.01 | 712 | 26. |
| | 16.55 | 468 | 22.26 | 759 | 17.27 | 457 | 22.43 | 730 | 20.01 | 399 | 12.18 | 659 | 22.08 | 443 | 14.24 | 711 | 22.29 | 465 | 14.33 b | 764 | 23.01 | 452 | 16.16 | 701 | 23.34 | 445 | 16.23 | 704 | |
| 27. | 5.50 | 449 | 11.01 | 716 | 6.02 | 454 | 11.17 | 697 | 8.14 | 406 | 1.18 | 654 | 10.11 | 449 | 3.11 | ● 696 | 10.45 | 473 | 3.27 | ● 749 | 11.33 | 458 | 4.17 | 738 | - | - | 4.42 | 730 | 27. |
| | 18.07 | 444 | 23.33 | 724 | 18.34 | 430 | 23.58 | 704 | 21.04 | 440 | 13.46 | 705 | 23.00 | 439 | 15.25 | 734 | 23.10 | 455 | 15.42 | 738 | 23.55 | 441 | 16.34 | 738 | 12.02 | 457 | 17.02 | 719 | |
| 28. | 6.45 | 433 | - | - | 7.14 | 441 | - | - | 9.29 | 438 | 2.16 | 719 | 11.11 | 448 | 4.03 | 698 | 11.28 | 454 | 4.21 | 727 | - | - | 4.53 | 712 | 0.06 | 442 | 5.16 | 738 | 28. |
| | 19.17 | 441 | 12.20 | 722 | 20.03 | 464 | 12.36 | 723 | 22.13 | 428 | 14.45 | 717 | 23.33 | 438 | 16.16 | 723 | 23.48 | 455 | 16.27 | 747 | 12.18 | 443 | 17.29 | 701 | 12.26 | 456 | 17.34 | 736 | |
| 29. | 7.52 | 447 | 0.42 | 737 | 8.40 | 463 | 1.11 | 734 | 10.32 | 443 | 3.26 | ● 711 | 11.47 | 455 | 4.43 | 722 | 11.58 | 450 | 4.44 | 700 | 0.22 | 452 | 5.21 | 725 | 0.36 | 458 | 5.46 | 750 | 29. |
| | 20.31 | 434 | 13.14 | 725 | 21.23 | 456 | 13.48 | 729 | 23.09 | 427 | 15.45 | 728 | - | - | 16.51 | 751 | - | - | 16.56 | 689 | 12.50 | 448 | 17.51 | 719 | 12.55 | 465 | 18.02 | 731 | |
| 30. | 9.00 | 440 | 1.43 | 730 | 9.34 | 455 | 2.27 | 725 | 11.26 | 444 | 4.20 | 723 | 0.20 | 455 | 5.23 | 727 | 0.10 | 436 | 5.13 | 631 | 0.55 | 453 | 5.59 | 725 | 0.58 | 467 | 6.11 | 759 | 30. |
| | 21.32 | 430 | 14.18 | 720 | 22.25 | 459 | 14.53 | 739 | - | - | 16.38 | 747 | 12.32 | 450 | 17.42 | 747 | 12.40 | 436 | 17.43 b | 666 | 13.12 | 455 | 18.13 | 710 | 13.26 | 470 | 18.28 | 742 | |
| 31. | | | | | 10.46 | 459 | 3.29 | ● 735 | 0.02 | 434 | 5.09 | 718 | | | | | 1.06 | 498 | 6.00 | 783 | | | | | 1.34 | 468 | 6.43 | 756 | 31. |
| | | | | | 23.22 | 430 | 15.48 | ● 735 | 12.16 | 446 | 17.20 | 740 | | | | | 13.04 | 482 | 17.55 | 730 | | | | | 14.14 | 461 | 19.06 | 704 | |
| Mittel | | 437 | | 718 | | 442 | | 722 | | 443 | | 715 | | 437 | | 701 | | 443 | | 700 | | 445 | | 704 | | 456 | | 718 | Mittel |

| | MTnw (cm) | MThw (cm) |
|---|---|---|
| Sommer | 440 | 712 |

Sommerhalbjahr: 1.5. bis 31.10.
b = durch Huntesperrwerk beeinflußt (Inbetriebnahme 1.10.1979)

eisfrei

BfG Koblenz

$A_{Eo}$ : 45926 $km^2$

PNP : NN - 5.03 m

Lage: 82.3 km unterhalb Gr.Weserbrücke links

W Tide

cm

Pegel : Fedderwardersiel AP Nr. 4995105

Gewässer : Weser

Gebiet : Unterweser

| Tag | 1999 November Tnw Zeit | Tnw cm | Thw Zeit | Thw cm | Dezember Tnw Zeit | Tnw cm | Thw Zeit | Thw cm |
|---|---|---|---|---|---|---|---|---|
| 1. | - | - | 5.49 | 711 | - | - | 6.06 | 805 |
| | - | - | 19.03 | 627 | - | - | 18.49 | 766 |
| 2. | - | - | 6.30 | 705 | - | - | 8.17 | 771 |
| | - | - | 20.03 | 697 | - | - | 20.43 | 735 |
| 3. | - | - | 8.27 | 690 | - | - | 8.40 | 696 |
| | - | - | 21.35 | 629 | - | - | 20.43 | 933 |
| 4. | - | - | 9.59 | 665 | - | - | 9.22 | 809 |
| | - | - | 22.48 | 637 | - | - | 22.45 | 690 |
| 5. | - | - | 11.08 | 640 | - | - | 11.03 | 768 |
| | - | - | 23.49 | 607 | - | - | 23.44 | 680 |
| 6. | - | - | 11.52 | 699 | - | - | 12.08 | 694 |
| | - | - | - | - | - | - | 23.58 | 740 |
| 7. | - | - | 0.07 | 734 | - | - | - | - |
| | - | - | 12.21 | 720 | - | - | 12.25 ● | 749 |
| 8. | - | - | 0.52 ● | 679 | - | - | 0.41 | 761 |
| | - | - | 13.03 | 691 | - | - | 12.47 | 724 |
| 9. | - | - | 1.24 | 688 | - | - | 1.29 | 697 |
| | - | - | 13.42 | 687 | - | - | 13.39 | 693 |
| 10. | - | - | 2.01 | 678 | - | - | 1.55 | 723 |
| | - | - | 14.23 | 654 | - | - | 14.10 | 732 |
| 11. | - | - | 2.36 | 654 | - | - | 2.18 | 714 |
| | - | - | 15.00 | 647 | - | - | 15.04 | 644 |
| 12. | - | - | 3.03 | 653 | - | - | 3.04 | 732 |
| | - | - | 15.22 | 647 | - | - | 15.21 | 693 |
| 13. | - | - | 3.31 | 656 | - | - | 3.49 | 753 |
| | - | - | 15.55 | 648 | - | - | 15.58 | 672 |
| 14. | - | - | 4.09 | 694 | - | - | 4.23 | 666 |
| | - | - | 16.36 | 634 | - | - | 16.41 | 663 |
| 15. | - | - | 4.37 | 644 | - | - | 4.53 | 696 |
| | - | - | 17.04 | 619 | - | - | 17.35 | 664 |
| 16. | - | - | 5.18 | 654 | - | - | 6.00 | 668 |
| | - | - | 17.58 | 599 | - | - | 18.34 | 642 |
| 17. | - | - | 6.18 | 665 | - | - | 6.41 | 685 |
| | - | - | 19.08 | 677 | - | - | 18.51 | 682 |
| 18. | - | - | 7.21 | 685 | - | - | 7.21 | 774 |
| | - | - | 20.30 | 645 | - | - | 20.35 | 688 |
| 19. | - | - | 8.51 | 632 | - | - | 9.08 | 712 |
| | - | - | 21.41 | 614 | - | - | 21.55 | 709 |
| 20. | - | - | 10.15 | 607 | - | - | 10.15 | 717 |
| | - | - | 23.03 | 629 | - | - | 23.05 | 667 |
| 21. | - | - | 11.03 | 675 | - | - | 11.23 | 676 |
| | - | - | 23.26 | 661 | - | - | 23.53 | 637 |
| 22. | - | - | 11.49 | 693 | - | - | - | - |
| | - | - | - | - | - | - | 12.14 ○ | 658 |
| 23. | - | - | 0.28 ○ | 678 | - | - | 1.04 | 581 |
| | - | - | 12.36 | 716 | - | - | 13.33 | 671 |
| 24. | - | - | 1.12 | 685 | - | - | 1.23 | 688 |
| | - | - | 13.27 | 691 | - | - | 14.28 | 615 |
| 25. | - | - | 1.55 | 692 | - | - | 2.33 | 650 |
| | - | - | 14.14 | 699 | - | - | 14.35 | 762 |
| 26. | - | - | 2.39 | 697 | - | - | 2.33 | 807 |
| | - | - | 15.06 | 680 | - | - | 15.44 | 731 |
| 27. | - | - | 3.20 | 684 | - | - | 3.41 | 748 |
| | - | - | 15.50 | 755 | - | - | 16.16 | 722 |
| 28. | - | - | 3.52 | 701 | - | - | 4.33 | 731 |
| | - | - | 17.11 | 606 | - | - | 17.22 | 695 |
| 29. | - | - | 4.40 | 699 | - | - | 5.28 | 712 |
| | - | - | 17.34 | 679 | - | - | 18.15 | 663 |
| 30. | - | - | 5.46 | 686 | - | - | 6.16 | 696 |
| | - | - | 18.47 | 655 | - | - | 19.01 | 633 |
| 31. | | | | | - | - | 7.19 | 671 |
| | | | | | - | - | 19.55 | 628 |
| Mittel | | - | | 668 | | - | | 706 |

| Tag | 2000 Januar Tnw Zeit | Tnw cm | Thw Zeit | Thw cm | Februar Tnw Zeit | Tnw cm | Thw Zeit | Thw cm | März Tnw Zeit | Tnw cm | Thw Zeit | Thw cm | April Tnw Zeit | Tnw cm | Thw Zeit | Thw cm | Mai Tnw Zeit | Tnw cm | Thw Zeit | Thw cm | Tag |
|---|---|---|---|---|---|---|---|---|---|---|---|---|---|---|---|---|---|---|---|---|---|
| 1. | - | - | 8.27 | 654 | - | - | 9.32 | 643 | - | - | 8.45 | 671 | - | - | 10.54 | 662 | - | - | 11.10 | 654 | 1. |
| | - | - | 21.15 | 666 | - | - | 22.18 | 672 | - | - | 21.26 | 718 | - | - | 23.07 | 672 | - | - | 23.17 | 678 | |
| 2. | - | - | 9.35 | 656 | - | - | 10.48 | 700 | - | - | 10.08 | 662 | - | - | 11.45 | 653 | - | - | 11.53 | 660 | 2. |
| | - | - | 22.17 | 663 | - | - | 23.00 | 747 | - | - | 22.43 | 610 | - | - | 23.57 | 672 | - | - | - | - | |
| 3. | - | - | 10.39 | 667 | - | - | 11.34 | 718 | - | - | 11.39 | 720 | - | - | - | - | - | - | 0.09 | 685 | 3. |
| | - | - | 23.45 | 675 | - | - | - | - | - | - | 23.04 | 772 | - | - | 12.30 | 656 | - | - | 12.38 | 670 | |
| 4. | - | - | 11.07 | 741 | - | - | 0.10 | 663 | - | - | - | - | - | - | 0.33 ● | 694 | - | - | 0.46 | 685 | 4. |
| | - | - | - | - | - | - | 12.42 | 682 | - | - | 12.04 | 750 | - | - | 12.56 | 684 | - | - | 13.17 | 668 | |
| 5. | - | - | 0.44 | 685 | - | - | 0.40 | 718 | - | - | 0.26 | 752 | - | - | 0.59 | 741 | - | - | 1.28 | 686 | 5. |
| | - | - | 12.10 | 688 | - | - | 13.15 ● | 687 | - | - | 12.38 | 693 | - | - | 13.34 | 710 | - | - | 14.00 | 674 | |
| 6. | - | - | 0.31 | 660 | - | - | 1.22 | 700 | - | - | 1.01 | 696 | - | - | 1.47 | 708 | - | - | 2.19 | 680 | 6. |
| | - | - | 13.14 ● | 647 | - | - | 13.51 | 688 | - | - | 13.24 ● | 708 | - | - | 14.17 | 694 | - | - | 14.45 | 671 | |
| 7. | - | - | 0.52 | 724 | - | - | 2.03 | 704 | - | - | 1.35 | 737 | - | - | 2.26 | 720 | - | - | 3.07 | 673 | 7. |
| | - | - | 13.21 | 679 | - | - | 14.22 | 690 | - | - | 14.05 | 731 | - | - | 14.55 | 689 | - | - | 15.24 | 673 | |
| 8. | - | - | 1.48 | 674 | - | - | 1.50 | 750 | - | - | 2.10 | 716 | - | - | 3.14 | 694 | - | - | 3.48 | 665 | 8. |
| | - | - | 14.08 | 695 | - | - | 15.03 | 685 | - | - | 14.22 | 720 | - | - | 15.29 | 696 | - | - | 16.03 | 671 | |
| 9. | - | - | 1.58 | 753 | - | - | 2.53 | 834 | - | - | 2.24 | 785 | - | - | 3.50 | 690 | - | - | 4.37 | 661 | 9. |
| | - | - | 14.31 | 710 | - | - | 14.04 | 855 | - | - | 14.39 | 724 | - | - | 16.18 | 668 | - | - | 16.49 | 677 | |
| 10. | - | - | 2.45 | 709 | - | - | 3.18 | 734 | - | - | 3.21 | 734 | - | - | 4.51 | 665 | - | - | 5.30 | 656 | 10. |
| | - | - | 15.21 | 651 | - | - | 16.42 | 655 | - | - | 15.58 | 666 | - | - | 17.00 | 669 | - | - | 17.37 | 678 | |
| 11. | - | - | 3.35 | 670 | - | - | 4.27 | 775 | - | - | 4.29 | 714 | - | - | 5.41 | 662 | - | - | 6.27 | 648 | 11. |
| | - | - | 15.56 | 656 | - | - | 16.22 | 728 | - | - | 16.06 | 776 | - | - | 17.47 | 670 | - | - | 18.44 | 660 | |
| 12. | - | - | 4.07 | 680 | - | - | 4.51 | 686 | - | - | 4.29 | 708 | - | - | 6.18 | 635 | - | - | 7.37 | 612 | 12. |
| | - | - | 16.46 | 638 | - | - | 18.02 | 654 | - | - | 17.13 | 671 | - | - | 18.40 | 659 | - | - | 19.50 | 646 | |
| 13. | - | - | 4.40 | 674 | - | - | 5.43 | 755 | - | - | 5.39 | 678 | - | - | 7.43 | 618 | - | - | 9.05 | 617 | 13. |
| | - | - | 17.08 | 636 | - | - | 18.10 | 734 | - | - | 17.57 | 673 | - | - | 20.07 | 650 | - | - | 21.10 | 664 | |
| 14. | - | - | 5.21 | 658 | - | - | 6.28 | 707 | - | - | 6.29 | 690 | - | - | 9.00 | 658 | - | - | 10.17 | 644 | 14. |
| | - | - | 17.59 | 628 | - | - | 19.15 | 636 | - | - | 19.20 | 734 | - | - | 21.24 | 689 | - | - | 22.28 | 670 | |
| 15. | - | - | 6.24 | 658 | - | - | 8.00 | 694 | - | - | 7.35 | 764 | - | - | 10.25 | 656 | - | - | 11.14 | 654 | 15. |
| | - | - | 19.03 | 617 | - | - | 20.14 | 692 | - | - | 20.43 | 703 | - | - | 22.54 | 670 | - | - | 23.23 | 682 | |
| 16. | - | - | 7.26 | 660 | - | - | 9.33 | 662 | - | - | 9.01 | 687 | - | - | 11.41 | 678 | - | - | 11.59 | 674 | 16. |
| | - | - | 20.14 | 653 | - | - | 21.44 | 702 | - | - | 21.53 | 681 | - | - | 23.36 | 687 | - | - | - | - | |
| 17. | - | - | 8.26 | 727 | - | - | 10.32 | 707 | - | - | 10.32 | 696 | - | - | - | - | - | - | 0.08 | 710 | 17. |
| | - | - | 21.08 | 722 | - | - | 23.06 | 693 | - | - | 23.04 | 696 | - | - | 12.37 | 675 | - | - | 12.39 | 711 | |
| 18. | - | - | 9.43 | 768 | - | - | 11.55 | 638 | - | - | 11.50 | 702 | - | - | 0.30 ○ | 688 | - | - | 0.47 ○ | 693 | 18. |
| | - | - | 22.14 | 696 | - | - | - | - | - | - | 23.55 | 671 | - | - | 13.06 | 666 | - | - | 13.12 | 678 | |
| 19. | - | - | 11.00 | 683 | - | - | 0.05 ○ | 700 | - | - | - | - | - | - | 1.16 | 684 | - | - | 1.18 | 698 | 19. |
| | - | - | 23.45 | 679 | - | - | 12.39 | 704 | - | - | 12.51 | 670 | - | - | 13.49 | 678 | - | - | 13.50 | 694 | |
| 20. | - | - | - | - | - | - | 1.02 | 724 | - | - | 0.58 | 706 | - | - | 1.52 | 693 | - | - | 2.08 | 699 | 20. |
| | - | - | 12.03 | 713 | - | - | 13.50 | 676 | - | - | 13.30 ○ | 693 | - | - | 14.23 | 672 | - | - | 14.30 | 699 | |
| 21. | - | - | 0.36 ○ | 750 | - | - | 1.56 | 692 | - | - | 1.34 | 708 | - | - | 2.35 | 670 | - | - | 2.44 | 681 | 21. |
| | - | - | 12.48 | 708 | - | - | 14.36 | 657 | - | - | 14.14 | 671 | - | - | 14.50 | 707 | - | - | 14.53 | 686 | |
| 22. | - | - | 1.17 | 711 | - | - | 2.43 | 689 | - | - | 2.19 | 702 | - | - | 2.58 | 688 | - | - | 3.18 | 675 | 22. |
| | - | - | 13.46 | 709 | - | - | 15.09 | 695 | - | - | 14.45 | 688 | - | - | 15.23 | 678 | - | - | 15.27 | 690 | |
| 23. | - | - | 1.54 | 737 | - | - | 3.19 | 700 | - | - | 2.52 | 708 | - | - | 3.31 | 686 | - | - | 3.53 | 663 | 23. |
| | - | - | 14.45 | 680 | - | - | 15.49 | 655 | - | - | 15.23 | 676 | - | - | 15.46 | 695 | - | - | 15.59 | 663 | |
| 24. | - | - | 2.59 | 705 | - | - | 4.13 | 662 | - | - | 3.28 | 653 | - | - | 4.04 | 680 | - | - | 4.25 | 642 | 24. |
| | - | - | 15.44 | 670 | - | - | 16.18 | 716 | - | - | 16.10 | 626 | - | - | 16.22 | 676 | - | - | 16.24 | 702 | |
| 25. | - | - | 3.39 | 694 | - | - | 4.23 | 718 | - | - | 4.09 | 666 | - | - | 4.43 | 644 | - | - | 4.56 | 627 | 25. |
| | - | - | 16.19 | 663 | - | - | 16.48 | 721 | - | - | 16.17 | 676 | - | - | 16.54 | 654 | - | - | 17.19 | 701 | |
| 26. | - | - | 4.23 | 699 | - | - | 4.59 | 696 | - | - | 4.31 | 680 | - | - | 5.21 | 624 | - | - | 5.38 | 648 | 26. |
| | - | - | 17.09 | 674 | - | - | 17.30 | 660 | - | - | 16.49 | 678 | - | - | 17.42 | 640 | - | - | 17.51 | 662 | |
| 27. | - | - | 5.02 | 690 | - | - | 5.38 | 651 | - | - | 5.07 | 670 | - | - | 6.03 | 613 | - | - | 6.50 | 595 | 27. |
| | - | - | 17.49 | 661 | - | - | 18.15 | 602 | - | - | 17.28 | 648 | - | - | 18.22 | 617 | - | - | 18.40 | 666 | |
| 28. | - | - | 5.35 | 706 | - | - | 6.27 | 662 | - | - | 5.59 | 614 | - | - | 7.24 | 591 | - | - | 7.39 | 604 | 28. |
| | - | - | 18.21 | 658 | - | - | 18.31 | 674 | - | - | 17.59 | 597 | - | - | 19.50 | 647 | - | - | 20.55 | 632 | |
| 29. | - | - | 6.24 | 664 | - | - | 7.00 | 655 | - | - | 6.45 | 572 | - | - | 8.41 | 635 | - | - | 8.59 | 662 | 29. |
| | - | - | 18.42 | 748 | - | - | 19.56 | 635 | - | - | 19.19 | 582 | - | - | 21.09 | 664 | - | - | 21.05 | 697 | |
| 30. | - | - | 6.17 | 905 | | | | | - | - | 8.16 | 576 | - | - | 10.04 | 642 | - | - | 10.02 | 659 | 30. |
| | - | - | 19.29 | 639 | | | | | - | - | 20.46 | 625 | - | - | 22.28 | 669 | - | - | 22.21 | 688 | |
| 31. | - | - | 8.38 | 729 | | | | | - | - | 9.45 | 635 | | | | | - | - | 11.05 | 678 | 31. |
| | - | - | 20.56 | 710 | | | | | - | - | 22.12 | 667 | | | | | - | - | 23.20 | 690 | |
| Mittel | | - | | 689 | | - | | 695 | | - | | 687 | | - | | 670 | | - | | 669 | Mittel |

| | MTnw (cm) | MThw (cm) |
|---|---|---|
| Winter | | 686 |

Winterhalbjahr: 1.11. bis 30.4.

Das Tideniedrigwasser wird am Pegel nicht erfaßt

NLÖ Hildesheim

$A_{E_0}$ : 45926 $km^2$

PNP : NN - 5.03 m

Lage: 82.3 km unterhalb Gr.Weserbrücke links

W Tide

cm

Pegel : Fedderwardersiel AP Nr. 4995105

Gewässer : Weser

Gebiet : Unterweser

2000

| Tag | Juni Tnw Zeit | Juni Tnw cm | Juni Thw Zeit | Juni Thw cm | Juli Tnw Zeit | Juli Tnw cm | Juli Thw Zeit | Juli Thw cm | August Tnw Zeit | August Tnw cm | August Thw Zeit | August Thw cm | September Tnw Zeit | September Tnw cm | September Thw Zeit | September Thw cm | Oktober Tnw Zeit | Oktober Tnw cm | Oktober Thw Zeit | Oktober Thw cm | November Tnw Zeit | November Tnw cm | November Thw Zeit | November Thw cm | Dezember Tnw Zeit | Dezember Tnw cm | Dezember Thw Zeit | Dezember Thw cm | Tag |
|---|---|---|---|---|---|---|---|---|---|---|---|---|---|---|---|---|---|---|---|---|---|---|---|---|---|---|---|---|---|
| 1. | - | - | - | - | - | - | - | - | - | - | 1.36 | 676 | - | - | 3.01 | 660 | - | - | 3.05 | 690 | - | - | 3.23 | 709 | - | - | 3.35 | 703 | 1. |
| | - | - | 12.01 | 656 | - | - | 12.16 | 683 | - | - | 13.50 | 699 | - | - | 15.00 | 701 | - | - | 15.18 | 702 | - | - | 15.52 | 666 | - | - | 16.09 | 624 | |
| 2. | - | - | 0.05 | 690 | - | - | 0.43 | 686 | - | - | 2.28 | 686 | - | - | 3.34 | 689 | - | - | 3.43 | 683 | - | - | 3.56 | 698 | - | - | 4.23 | 691 | 2. |
| | - | - | 12.39 | 692 | - | - | 13.09 | 686 | - | - | 14.36 | 720 | - | - | 15.36 | 727 | - | - | 15.51 | 688 | - | - | 16.15 | 649 | - | - | 16.32 | 659 | |
| 3. | - | - | 0.54 | 716 | - | - | 1.44 | 682 | - | - | 3.13 | 686 | - | - | 3.55 | 725 | - | - | 4.05 | 686 | - | - | 4.16 | 681 | - | - | 4.55 | 667 | 3. |
| | - | - | 13.31 | 681 | - | - | 14.01 | 698 | - | - | 15.23 | 710 | - | - | 16.13 | 735 | - | - | 16.20 | 676 | - | - | 16.40 | 636 | - | - | 17.23 | 687 | |
| 4. | - | - | 2.01 | 672 | - | - | 2.37 | 690 | - | - | 4.00 | 678 | - | - | 4.46 | 677 | - | - | 4.50 | 612 | - | - | 4.48 | 667 | - | - | 5.27 | 675 | 4. |
| | - | - | 14.29 | 678 | - | - | 14.49 | 714 | - | - | 16.05 | 706 | - | - | 16.59 | 687 | - | - | 16.58 | 631 | - | - | 17.40 | 642 | - | - | 18.29 | 584 | |
| 5. | - | - | 2.43 | 682 | - | - | 3.29 | 687 | - | - | 4.51 | 666 | - | - | 5.25 | 664 | - | - | 5.01 | 663 | - | - | 6.02 | 656 | - | - | 6.30 | 633 | 5. |
| | - | - | 15.00 | 691 | - | - | 15.41 | 716 | - | - | 16.47 | 696 | - | - | 17.35 | 667 | - | - | 17.29 | 645 | - | - | 18.44 | 613 | - | - | 19.12 | 610 | |
| 6. | - | - | 3.40 | 686 | - | - | 4.22 | 686 | - | - | 5.37 | 656 | - | - | 5.54 | 646 | - | - | 5.58 | 663 | - | - | 7.03 | 563 | - | - | 7.40 | 650 | 6. |
| | - | - | 15.48 | 711 | - | - | 16.22 | 716 | - | - | 17.33 | 694 | - | - | 18.44 | 646 | - | - | 18.15 | 648 | - | - | 20.15 | 549 | - | - | 20.18 | 648 | |
| 7. | - | - | 4.31 | 684 | - | - | 5.07 | 664 | - | - | 6.03 | 674 | - | - | 6.56 | 686 | - | - | 6.58 | 622 | - | - | 8.56 | 635 | - | - | 8.54 | 676 | 7. |
| | - | - | 16.34 | 712 | - | - | 17.14 | 693 | - | - | 18.24 | 682 | - | - | 19.19 | 641 | - | - | 20.02 | 594 | - | - | 21.53 | 621 | - | - | 21.47 | 645 | |
| 8. | - | - | 5.28 | 657 | - | - | 5.59 | 663 | - | - | 6.58 | 645 | - | - | 8.07 | 635 | - | - | 8.21 | 607 | - | - | 10.14 | 646 | - | - | 10.19 | 676 | 8. |
| | - | - | 17.32 | 670 | - | - | 18.02 | 696 | - | - | 19.17 | 662 | - | - | 20.17 | 670 | - | - | 21.46 | 612 | - | - | 22.51 | 616 | - | - | 21.56 | 667 | |
| 9. | - | - | 6.28 | 604 | - | - | 6.44 | 642 | - | - | 7.45 | 642 | - | - | 9.23 | 646 | - | - | 9.42 | 666 | - | - | 11.03 | 653 | - | - | 10.59 | 652 | 9. |
| | - | - | 18.31 | 685 | - | - | 18.59 | 671 | - | - | 20.08 | 640 | - | - | 22.06 | 656 | - | - | 22.34 | 608 | - | - | 23.35 | 661 | - | - | 23.48 | 637 | |
| 10. | - | - | 7.24 | 662 | - | - | 7.45 | 639 | - | - | 9.04 | 640 | - | - | 10.30 | 666 | - | - | 10.49 | 536 | - | - | 11.39 | 701 | - | - | 11.52 | 659 | 10. |
| | - | - | 19.34 | 685 | - | - | 19.51 | 694 | - | - | 21.25 | 664 | - | - | 23.16 | 648 | - | - | 23.18 | 594 | - | - | - | - | - | - | - | - | |
| 11. | - | - | 8.29 | 640 | - | - | 8.45 | 654 | - | - | 10.01 | 666 | - | - | 11.34 | 664 | - | - | - | - | - | - | 0.13 | 687 | - | - | 0.25 | 709 | 11. |
| | - | - | 20.41 | 682 | - | - | 20.56 | 729 | - | - | 22.40 | 648 | - | - | 24.00 | 628 | - | - | 12.15 | 513 | - | - | 12.38 | 683 | - | - | 13.05 | 729 | |
| 12. | - | - | 9.37 | 653 | - | - | 9.32 | 688 | - | - | 11.06 | 670 | - | - | - | - | - | - | 0.01 | 634 | - | - | 0.51 | 655 | - | - | 0.57 | 705 | 12. |
| | - | - | 21.36 | 670 | - | - | 22.02 | 675 | - | - | 23.41 | 652 | - | - | 12.26 | 659 | - | - | 12.19 | 663 | - | - | 13.13 | 661 | - | - | 13.29 | 731 | |
| 13. | - | - | 10.38 | 656 | - | - | 10.36 | 658 | - | - | - | - | - | - | 0.42 | 669 | - | - | 0.49 | 636 | - | - | 1.29 | 679 | - | - | 1.51 | 699 | 13. |
| | - | - | 22.44 | 708 | - | - | 23.07 | 672 | - | - | 12.02 | 672 | - | - | 12.45 | 698 | - | - | 13.09 | 673 | - | - | 13.37 | 719 | - | - | 13.45 | 852 | |
| 14. | - | - | 11.08 | 708 | - | - | 11.35 | 701 | - | - | 0.29 | 656 | - | - | 1.21 | 675 | - | - | 1.33 | 664 | - | - | 2.04 | 695 | - | - | 2.23 | 795 | 14. |
| | - | - | 23.45 | 664 | - | - | - | - | - | - | 12.37 | 686 | - | - | 13.27 | 698 | - | - | 13.41 | 686 | - | - | 14.28 | 695 | - | - | 14.44 | 766 | |
| 15. | - | - | - | - | - | - | 0.01 | 688 | - | - | 1.09 | 666 | - | - | 1.57 | 669 | - | - | 2.07 | 678 | - | - | 2.46 | 687 | - | - | 2.53 | 783 | 15. |
| | - | - | 12.11 | 683 | - | - | 12.18 | 690 | - | - | 13.20 | 698 | - | - | 14.09 | 683 | - | - | 14.13 | 698 | - | - | 15.17 | 675 | - | - | 15.43 | 829 | |
| 16. | - | - | 0.30 | 708 | - | - | 0.38 | 685 | - | - | 1.43 | 678 | - | - | 2.36 | 642 | - | - | 2.46 | 664 | - | - | 3.29 | 681 | - | - | 3.57 | 819 | 16. |
| | - | - | 12.44 | 698 | - | - | 12.51 | 702 | - | - | 13.56 | 691 | - | - | 14.30 | 710 | - | - | 14.46 | 699 | - | - | 16.05 | 653 | - | - | 16.37 | 737 | |
| 17. | - | - | 1.06 | 669 | - | - | 1.23 | 677 | - | - | 2.16 | 665 | - | - | 3.01 | 686 | - | - | 3.14 | 707 | - | - | 4.21 | 683 | - | - | 4.37 | 741 | 17. |
| | - | - | 13.32 | 658 | - | - | 13.31 | 698 | - | - | 14.28 | 710 | - | - | 15.09 | 694 | - | - | 15.14 | 711 | - | - | 16.47 | 666 | - | - | 17.42 | 682 | |
| 18. | - | - | 1.56 | 633 | - | - | 2.02 | 676 | - | - | 2.49 | 682 | - | - | 3.37 | 670 | - | - | 3.45 | 669 | - | - | 5.03 | 681 | - | - | 5.41 | 702 | 18. |
| | - | - | 14.02 | 694 | - | - | 14.06 | 705 | - | - | 15.00 | 698 | - | - | 15.50 | 674 | - | - | 16.27 | 623 | - | - | 17.51 | 640 | - | - | 18.40 | 652 | |
| 19. | - | - | 2.20 | 659 | - | - | 2.51 | 692 | - | - | 3.36 | 658 | - | - | 4.11 | 627 | - | - | 4.32 | 647 | - | - | 6.07 | 649 | - | - | 6.45 | 698 | 19. |
| | - | - | 14.35 | 670 | - | - | 14.44 | 737 | - | - | 15.34 | 702 | - | - | 16.17 | 641 | - | - | 16.50 | 699 | - | - | 19.00 | 630 | - | - | 19.37 | 620 | |
| 20. | - | - | 2.58 | 668 | - | - | 3.18 | 688 | - | - | 3.55 | 679 | - | - | 4.53 | 548 | - | - | 5.00 | 681 | - | - | 7.10 | 656 | - | - | 7.57 | 593 | 20. |
| | - | - | 15.01 | 688 | - | - | 15.08 | 720 | - | - | 15.59 | 713 | - | - | 17.07 | 577 | - | - | 17.50 | 626 | - | - | 20.23 | 621 | - | - | 20.59 | 536 | |
| 21. | - | - | 3.30 | 658 | - | - | 3.48 | 682 | - | - | 4.34 | 676 | - | - | 5.37 | 592 | - | - | 6.17 | 612 | - | - | 8.33 | 634 | - | - | 9.27 | 574 | 21. |
| | - | - | 15.29 | 694 | - | - | 15.56 | 698 | - | - | 16.47 | 689 | - | - | 17.58 | 646 | - | - | 19.02 | 650 | - | - | 21.34 | 602 | - | - | 22.06 | 588 | |
| 22. | - | - | 4.13 | 648 | - | - | 4.29 | 647 | - | - | 5.17 | 658 | - | - | 6.13 | 617 | - | - | 7.17 | 672 | - | - | 10.32 | 647 | - | - | 10.34 | 636 | 22. |
| | - | - | 16.10 | 692 | - | - | 16.34 | 678 | - | - | 17.31 | 675 | - | - | 19.15 | 610 | - | - | 20.34 | 607 | - | - | 22.53 | 621 | - | - | 23.09 | 664 | |
| 23. | - | - | 4.46 | 650 | - | - | 5.04 | 635 | - | - | 6.03 | 644 | - | - | 7.35 | 631 | - | - | 9.03 | 645 | - | - | 10.52 | 653 | - | - | 11.19 | 683 | 23. |
| | - | - | 16.52 | 699 | - | - | 17.14 | 675 | - | - | 18.24 | 659 | - | - | 20.28 | 628 | - | - | 22.08 | 650 | - | - | 23.34 | 643 | - | - | 23.48 | 684 | |
| 24. | - | - | 5.26 | 645 | - | - | 5.46 | 640 | - | - | 6.59 | 631 | - | - | 9.11 | 595 | - | - | 10.24 | 726 | - | - | 11.44 | 695 | - | - | - | - | 24. |
| | - | - | 17.31 | 695 | - | - | 17.56 | 677 | - | - | 19.15 | 699 | - | - | 22.19 | 587 | - | - | 23.02 | 690 | - | - | - | - | - | - | 12.07 | 689 | |
| 25. | - | - | 6.20 | 675 | - | - | 6.30 | 640 | - | - | 8.03 | 652 | - | - | 10.41 | 644 | - | - | 11.41 | 677 | - | - | 0.11 | 676 | - | - | 0.34 | 667 | 25. |
| | - | - | 18.20 | 702 | - | - | 18.52 | 674 | - | - | 20.55 | 636 | - | - | 23.19 | 648 | - | - | 23.38 | 709 | - | - | 12.25 | 659 | - | - | 13.02 | 651 | |
| 26. | - | - | 7.23 | 674 | - | - | 7.30 | 651 | - | - | 9.34 | 616 | - | - | 11.34 | 666 | - | - | - | - | - | - | 1.18 | 607 | - | - | 1.15 | 672 | 26. |
| | - | - | 19.30 | 709 | - | - | 19.55 | 683 | - | - | 22.19 | 618 | - | - | - | - | - | - | 12.03 | 765 | - | - | 13.30 | 659 | - | - | 13.40 | 662 | |
| 27. | - | - | 8.14 | 665 | - | - | 8.32 | 656 | - | - | 10.59 | 662 | - | - | 0.26 | 648 | - | - | 0.30 | 717 | - | - | 1.24 | 691 | - | - | 1.48 | 691 | 27. |
| | - | - | 20.44 | 686 | - | - | 21.09 | 669 | - | - | 23.25 | 681 | - | - | 12.30 | 692 | - | - | 12.45 | 703 | - | - | 13.36 | 696 | - | - | 14.10 | 675 | |
| 28. | - | - | 9.28 | 674 | - | - | 9.48 | 670 | - | - | 11.50 | 688 | - | - | 1.14 | 659 | - | - | 1.27 | 689 | - | - | 1.58 | 678 | - | - | 2.18 | 703 | 28. |
| | - | - | 21.47 | 702 | - | - | 22.25 | 686 | - | - | - | - | - | - | 13.21 | 684 | - | - | 13.26 | 717 | - | - | 14.46 | 651 | - | - | 14.46 | 692 | |
| 29. | - | - | 10.16 | 681 | - | - | 10.56 | 681 | - | - | 0.38 | 678 | - | - | 1.50 | 692 | - | - | 1.58 | 657 | - | - | 2.30 | 681 | - | - | 2.49 | 710 | 29. |
| | - | - | 22.43 | 697 | - | - | 23.33 | 690 | - | - | 12.48 | 701 | - | - | 13.57 | 718 | - | - | 14.13 | 651 | - | - | 15.01 | 677 | - | - | 15.20 | 686 | |
| 30. | - | - | 11.30 | 678 | - | - | - | - | - | - | 1.27 | 693 | - | - | 2.30 | 685 | - | - | 2.44 | 597 | - | - | 2.58 | 682 | - | - | 3.13 | 717 | 30. |
| | - | - | 23.48 | 694 | - | - | 12.04 | 694 | - | - | 13.37 | 720 | - | - | 14.46 | 708 | - | - | 14.46 | 650 | - | - | 15.30 | 660 | - | - | 15.38 | 697 | |
| 31. | | | | | - | - | 0.38 | 694 | - | - | 2.13 | 686 | | | | | - | - | 3.01 | 745 | | | | | - | - | 3.53 | 713 | 31. |
| | | | | | - | - | 12.57 | 698 | - | - | 14.18 | 707 | | | | | - | - | 15.04 | 694 | | | | | - | - | 16.34 | 654 | |
| Mittel | | - | | 678 | | - | | 682 | | - | | 675 | | - | | 661 | | - | | 660 | | - | | 658 | | - | | 682 | Mittel |

| | MTnw (cm) | MThw (cm) |
|---|---|---|
| Sommer | | 671 |

Sommerhalbjahr: 1.5. bis 31.10.

Das Tideniedrigwasser wird am Pegel nicht erfaßt

NLÖ Hildesheim

$A_{Eo}$ : 45926 $km^2$

PNP : NN - 5.03 m

Lage: 82.3 km unterhalb Gr.Weserbrücke links

W Tide

cm

Pegel : Fedderwardersiel AP Nr. 4995105

Gewässer : Weser

Gebiet : Unterweser

## Hauptwerte

| | 1999 Nov Tnw | 1999 Nov Thw | 1999 Dez Tnw | 1999 Dez Thw | 2000 Jan Tnw | 2000 Jan Thw | 2000 Feb Tnw | 2000 Feb Thw | 2000 Mrz Tnw | 2000 Mrz Thw | 2000 Apr Tnw | 2000 Apr Thw | 2000 Mai Tnw | 2000 Mai Thw | 2000 Jun Tnw | 2000 Jun Thw | 2000 Jul Tnw | 2000 Jul Thw | 2000 Aug Tnw | 2000 Aug Thw | 2000 Sep Tnw | 2000 Sep Thw | 2000 Okt Tnw | 2000 Okt Thw | 2000 Nov Tnw | 2000 Nov Thw | 2000 Dez Tnw | 2000 Dez Thw |
|---|---|---|---|---|---|---|---|---|---|---|---|---|---|---|---|---|---|---|---|---|---|---|---|---|---|---|---|---|
| Tag | | 16. | | 23. | | 15. | | 27. | | 29. | | 28. | | 27. | | 9. | | 23. | | 26. | | 20. | | 11. | | 6. | | 20. |
| N | | 599 | | 581 | | 617 | | 602 | | 572 | | 591 | | 595 | | 604 | | 635 | | 616 | | 548 | | 513 | | 549 | | 536 |
| M | | 668 | | 706 | | 689 | | 695 | | 687 | | 670 | | 669 | | 678 | | 682 | | 675 | | 661 | | 660 | | 658 | | 682 |
| H | | 755 | | 933 | | 905 | | 855 | | 785 | | 741 | | 711 | | 716 | | 737 | | 720 | | 735 | | 765 | | 719 | | 852 |
| Tag | | 27. | | 3. | | 30. | | 9. | | 9. | | 5. | | 17. | | 3. | | 19. | | 2.+ | | 3. | | 26. | | 13. | | 13. |
| | 1990/1999 | | | | 1991/2000 10 Jahre | | | | | | | | | | | | | | | | | | | | | | | |
| Jahr | | 1997 | | 1997 | | 1996 | | 1994 | | 1993 | | 1994 | | 1993 | | 2000 | | 1994 | | 1994 | | 1993 | | 1999 | | 1997 | | 1997 |
| N | | 528 | | 482 | | 510 | | 479 | | 514 | | 579 | | 588 | | 604 | | 609 | | 603 | | 540 | | 496 | | 528 | | 482 |
| MN | | 569 | | 562 | | 572 | | 571 | | 554 | | 593 | | 604 | | 620 | | 624 | | 617 | | 583 | | 553 | | 565 | | 562 |
| M | | 665 | | 670 | | 672 | | 671 | | 668 | | 668 | | 666 | | 672 | | 674 | | 674 | | 669 | | 668 | | 664 | | 671 |
| MH | | 768 | | 798 | | 828 | | 806 | | 776 | | 760 | | 721 | | 730 | | 738 | | 746 | | 755 | | 779 | | 761 | | 804 |
| H | | 813 | | 933 | | 959 | | 939 | | 865 | | 809 | | 731 | | 753 | | 791 | | 775 | | 850 | | 871 | | 813 | | 933 |
| Jahr | | 1992 | | 1999 | | 1994 | | 1999 | | 1994 | | 1994 | | 1991+ | | 1997 | | 1998 | | 1994 | | 1995 | | 1996 | | 1992 | | 1999 |
| HThw ab 1951 | | 947 | | 953 | | 988 | | 1025 | | *990 | | 855 | | 769 | | 798 | | 791 | | 815 | | 850 | | 871 | | 947 | | 953 |

| | Abflußjahr (*) 2000 Jahr | Abflußjahr (*) 2000 Datum | Abflußjahr (*) 2000 Winter | Abflußjahr (*) 2000 Sommer | Kalenderjahr 2000 Jahr | Kalenderjahr 2000 Datum |
|---|---|---|---|---|---|---|
| NTnw | | | | | | |
| NThw | 513 | 11.10.2000 | 572 | 513 | 513 | 11.10.2000 |
| M | 678 | | 686 | 671 | 675 | |
| HTnw | | | | | | |
| HThw | 933 | 03.12.1999 | 933 | 765 | 905 | 30.01.2000 |
| | 1991/2000 (*) 10 Jahre | | | | 1991/2000 | |
| NTnw | | | | | | |
| NThw | 479 | 15.02.1994 | 479 | 496 | 479 | 15.02.1994 |
| MN | 508 | | 526 | 546 | 509 | |
| M | 670 | | 669 | 670 | 670 | |
| MH | 893 | | 880 | 798 | 890 | |
| HTnw | | | | | | |
| HThw | 959 | 28.01.1994 | 959 | 871 | 959 | 28.01.1994 |

## Extremwerte **)

| | NTnw cm | NTnw Datum | NThw cm | NThw Datum | HTnw cm | HTnw Datum | HThw cm | HThw Datum |
|---|---|---|---|---|---|---|---|---|
| 1 | | | 372 | 15.03.1964 | | | 1025 | 16.02.1962 |
| 2 | | | 380 | 15.03.1964 | | | 990 | 13.03.1906* |
| 3 | | | 402 | 07.12.1959 | | | 988 | 03.01.1976 |
| 4 | | | 441 | 08.08.1952 | | | 973 | 21.01.1976 |
| 5 | | | 446 | 14.03.1969 | | | 959 | 28.01.1994 |
| 6 | | | 448 | 28.02.1981 | | | 957 | 10.01.1995 |
| 7 | | | 450 | 17.01.1965 | | | 953 | 06.12.1973 |
| 8 | | | 459 | 07.03.1952 | | | 947 | 19.11.1973 |
| 9 | | | 460 | 17.03.1969 | | | 945 | 23.01.1993 |
| 10 | | | 460 | 30.11.1988 | | | 940 | 28.02.1990 |

## Häufigkeitstabelle (Unterschreitungstiden)

### Tideniedrigwasser

| cm a.P. | 1999 Nov | 1999 Dez | 2000 Jan | Feb | Mrz | Apr | Mai | Jun | Jul | Aug | Sep | Okt | Nov | Dez | Abflußjahr (*) 2000 Wi | So | Jahr | Kalenderjahr 2000 Jahr | 1991/2000 10 Jahre |
|---|---|---|---|---|---|---|---|---|---|---|---|---|---|---|---|---|---|---|---|
| 900 | | | | | | | | | | | | | | | | | | | |
| 880 | | | | | | | | | | | | | | | | | | | |
| 860 | | | | | | | | | | | | | | | | | | | |
| 840 | | | | | | | | | | | | | | | | | | | |
| 820 | | | | | | | | | | | | | | | | | | | |
| 800 | | | | | | | | | | | | | | | | | | | |
| 780 | | | | | | | | | | | | | | | | | | | |
| 760 | | | | | | | | | | | | | | | | | | | |
| 740 | | | | | | | | | | | | | | | | | | | |
| 720 | | | | | | | | | | | | | | | | | | | |
| 700 | | | | | | | | | | | | | | | | | | | |
| 680 | | | | | | | | | | | | | | | | | | | |
| 660 | | | | | | | | | | | | | | | | | | | |
| 640 | | | | | | | | | | | | | | | | | | | |
| 620 | | | | | | | | | | | | | | | | | | | |
| 600 | | | | | | | | | | | | | | | | | | | |
| 580 | | | | | | | | | | | | | | | | | | | |
| 560 | | | | | | | | | | | | | | | | | | | |
| 540 | | | | | | | | | | | | | | | | | | | |
| 520 | | | | | | | | | | | | | | | | | | | |
| 500 | | | | | | | | | | | | | | | | | | | |
| 480 | | | | | | | | | | | | | | | | | | | |
| 460 | | | | | | | | | | | | | | | | | | | |
| 440 | | | | | | | | | | | | | | | | | | | |
| 420 | | | | | | | | | | | | | | | | | | | |
| 400 | | | | | | | | | | | | | | | | | | | |
| 380 | | | | | | | | | | | | | | | | | | | |
| 360 | | | | | | | | | | | | | | | | | | | |
| 340 | | | | | | | | | | | | | | | | | | | |
| 320 | | | | | | | | | | | | | | | | | | | |
| 300 | | | | | | | | | | | | | | | | | | | |
| 280 | | | | | | | | | | | | | | | | | | | |
| 260 | | | | | | | | | | | | | | | | | | | |
| 240 | | | | | | | | | | | | | | | | | | | |
| 220 | | | | | | | | | | | | | | | | | | | |
| 200 | | | | | | | | | | | | | | | | | | | |
| 180 | | | | | | | | | | | | | | | | | | | |
| 160 | | | | | | | | | | | | | | | | | | | |
| 140 | | | | | | | | | | | | | | | | | | | |
| 120 | | | | | | | | | | | | | | | | | | | |
| 100 | | | | | | | | | | | | | | | | | | | |
| 80 | | | | | | | | | | | | | | | | | | | |
| 60 | | | | | | | | | | | | | | | | | | | |
| 40 | | | | | | | | | | | | | | | | | | | |
| 20 | | | | | | | | | | | | | | | | | | | |

### Tidehochwasser

| cm a.P. | 1999 Nov | 1999 Dez | 2000 Jan | Feb | Mrz | Apr | Mai | Jun | Jul | Aug | Sep | Okt | Nov | Dez | Abflußjahr (*) 2000 Wi | So | Jahr | Kalenderjahr 2000 Jahr | 1991/2000 10 Jahre |
|---|---|---|---|---|---|---|---|---|---|---|---|---|---|---|---|---|---|---|---|
| 1200 | | | | | | | | | | | | | | | | | | | |
| 1180 | | | | | | | | | | | | | | | | | | | |
| 1160 | | | | | | | | | | | | | | | | | | | |
| 1140 | | | | | | | | | | | | | | | | | | | |
| 1120 | | | | | | | | | | | | | | | | | | | |
| 1100 | | | | | | | | | | | | | | | | | | | |
| 1080 | | | | | | | | | | | | | | | | | | | |
| 1060 | | | | | | | | | | | | | | | | | | | |
| 1040 | | | | | | | | | | | | | | | | | | | |
| 1020 | | | | | | | | | | | | | | | | | | | |
| 1000 | | | | | | | | | | | | | | | | | | | |
| 980 | | | | | | | | | | | | | | | | | | | |
| 960 | | | | | | | | | | | | | | | | | | | 705.9 |
| 940 | | 60 | | | | | | | | | | | | | 352 | | 707 | | 705.6 |
| 920 | | 59 | 60 | | | | | | | | | | | | 351 | | 706 | 707 | 705.4 |
| 900 | | 59 | 59 | | | | | | | | | | | | 350 | | 705 | 706 | 705.1 |
| 880 | | 59 | 59 | | | | | | | | | | | | 350 | | 705 | 706 | 704.9 |
| 860 | | 59 | 59 | 56 | | | | | | | | | | 60 | 350 | | 705 | 706 | 704.3 |
| 840 | | 59 | 59 | 55 | | | | | | | | | | 59 | 349 | | 704 | 704 | 703.7 |
| 820 | | 59 | 59 | 54 | | | | | | | | | | 58 | 348 | | 703 | 702 | 702.4 |
| 800 | | 56 | 59 | 54 | 60 | | | | | | | | | 57 | 345 | | 700 | 701 | 699.9 |
| 780 | | 56 | 59 | 54 | 59 | | | | | | | 60 | | 55 | 344 | 355 | 699 | 698 | 696.8 |
| 760 | 58 | 50 | 58 | 53 | 56 | 58 | | | | | | 59 | | 54 | 333 | 354 | 687 | 691 | 690.1 |
| 740 | 57 | 46 | 54 | 50 | 54 | 57 | | | 59 | 60 | 58 | 58 | | 53 | 318 | 353 | 671 | 679 | 677.7 |
| 720 | 55 | 38 | 49 | 45 | 47 | 56 | 60 | 58 | 56 | 58 | 55 | 57 | 58 | 50 | 290 | 344 | 634 | 649 | 645.8 |
| 700 | 51 | 33 | 40 | 32 | 36 | 53 | 56 | 49 | 50 | 51 | 51 | 50 | 55 | 42 | 245 | 307 | 552 | 565 | 577.7 |
| 680 | 33 | 19 | 30 | 19 | 26 | 37 | 40 | 27 | 23 | 34 | 39 | 38 | 40 | 30 | 164 | 201 | 365 | 383 | 437.2 |
| 660 | 24 | 9 | 14 | 11 | 11 | 18 | 15 | 13 | 10 | 17 | 26 | 26 | 29 | 20 | 87 | 107 | 194 | 210 | 263.6 |
| 640 | 12 | 5 | 5 | 4 | 9 | 7 | 6 | 2 | 2 | 4 | 12 | 17 | 13 | 11 | 42 | 43 | 85 | 92 | 131.0 |
| 620 | 6 | 2 | 1 | 1 | 6 | 4 | 4 | 1 | | 2 | 7 | 11 | 6 | 6 | 20 | 25 | 45 | 49 | 60.0 |
| 600 | 1 | 1 | | | 4 | 1 | 1 | | | | 5 | 5 | 2 | 5 | 7 | 11 | 18 | 23 | 30.4 |
| 580 | | | | | 2 | | | | | | 2 | 2 | 2 | 2 | 2 | 4 | 6 | 10 | 16.6 |
| 560 | | | | | | | | | | | 1 | 2 | 1 | 1 | | 3 | 3 | 5 | 8.0 |
| 540 | | | | | | | | | | | | 2 | | 1 | | 2 | 2 | 3 | 3.7 |
| 520 | | | | | | | | | | | | 1 | | | | 1 | 1 | 1 | 1.5 |
| 500 | | | | | | | | | | | | | | | | | | | 0.3 |
| 480 | | | | | | | | | | | | | | | | | | | 0.1 |
| 460 | | | | | | | | | | | | | | | | | | | |
| 440 | | | | | | | | | | | | | | | | | | | |
| 420 | | | | | | | | | | | | | | | | | | | |
| 400 | | | | | | | | | | | | | | | | | | | |
| 380 | | | | | | | | | | | | | | | | | | | |
| 360 | | | | | | | | | | | | | | | | | | | |
| 340 | | | | | | | | | | | | | | | | | | | |
| 320 | | | | | | | | | | | | | | | | | | | |

(*) Abflußjahr: 1.11. des Vorjahres bis 31.10.
Das Tideniedrigwasser wird am Pegel nicht erfaßt
**)Extremwerte seit 1951
* vor der Zeitangabe

NLÖ Hildesheim

$A_{Eo}$ : 45825 $km^2$

PNP : NN - 5.00 m

Lage: 78.4 km unterhalb Gr.Weserbrücke rechts

W Tide

cm

Pegel : Wremertief AP

Gewässer : Weser

Gebiet : Unterweser

Nr. 4995110

## Hauptwerte

| | 1999 Nov Tnw | 1999 Nov Thw | 1999 Dez Tnw | 1999 Dez Thw | 2000 Jan Tnw | 2000 Jan Thw | 2000 Feb Tnw | 2000 Feb Thw | 2000 Mrz Tnw | 2000 Mrz Thw | 2000 Apr Tnw | 2000 Apr Thw | 2000 Mai Tnw | 2000 Mai Thw | 2000 Jun Tnw | 2000 Jun Thw | 2000 Jul Tnw | 2000 Jul Thw | 2000 Aug Tnw | 2000 Aug Thw | 2000 Sep Tnw | 2000 Sep Thw | 2000 Okt Tnw | 2000 Okt Thw | 2000 Nov Tnw | 2000 Nov Thw | 2000 Dez Tnw | 2000 Dez Thw |
|---|---|---|---|---|---|---|---|---|---|---|---|---|---|---|---|---|---|---|---|---|---|---|---|---|---|---|---|---|
| Tag | | 20. | | 23. | | 15. | | 27. | | 29. | | 28. | | 12. | | 9. | | 25. | | 26. | | 20. | | 11. | | 6. | | 20. |
| N | | 596 | | 590 | | 616 | | 608 | | 569 | | 590 | | 604 | | 602 | | 631 | | 613 | | 540 | | 515 | | 552 | | 536 |
| M | | 667 | | 705 | | 687 | | 695 | | 685 | | 668 | | 667 | | 675 | | 676 | | 672 | | 657 | | 662 | | 659 | | 679 |
| H | | 763 | | 980 | | 906 | | 852 | | 792 | | 730 | | 712 | | 711 | | 730 | | 714 | | 725 | | 769 | | 719 | | 869 |
| Tag | | 27. | | 3. | | 30. | | 9. | | 9. | | 5. | | 25. | | 3. | | 19. | | 2. | | 3. | | 26. | | 13. | | 13. |

| | 1990/1999 | | 1991/2000 10 Jahre | | | | | | | | | | | | | | | | | | | | | | | | | |
|---|---|---|---|---|---|---|---|---|---|---|---|---|---|---|---|---|---|---|---|---|---|---|---|---|---|---|---|---|
| Jahr | 1997 | | 1997 | | 1996 | | 1994 | | 1993 | | 1993 | | 1999 | | 2000 | | 1991+ | | 1992 | | 1998 | | 1999 | | 1997 | | 1997 | |
| N | 514 | | 485 | | 509 | | 479 | | 499 | | 582 | | 589 | | 602 | | 605 | | 596 | | 530 | | 496 | | 514 | | 485 | |
| MN | 568 | | 563 | | 570 | | 572 | | 551 | | 594 | | 603 | | 618 | | 622 | | 614 | | 579 | | 550 | | 565 | | 564 | |
| M | 664 | | 670 | | 671 | | 671 | | 668 | | 666 | | 664 | | 671 | | 672 | | 672 | | 667 | | 668 | | 664 | | 671 | |
| MH | 769 | | 804 | | 833 | | 806 | | 778 | | 756 | | 722 | | 729 | | 737 | | 745 | | 752 | | 782 | | 762 | | 813 | |
| H | 828 | | 980 | | 968 | | 940 | | 868 | | 811 | | 732 | | 754 | | 798 | | 770 | | 845 | | 871 | | 828 | | 980 | |
| Jahr | 1992 | | 1999 | | 1994 | | 1999 | | 1994 | | 1994 | | 1991+ | | 1997 | | 1998 | | 1994+ | | 1995 | | 1996 | | 1992 | | 1999 | |
| HThw ab 1896 | 940 | | 975 | | 1016 | | 1045 | | 998 | | 866 | | 781 | | 794 | | 798 | | 830 | | 889 | | 933 | | 940 | | 980 | |

| | Abflußjahr (*) 2000 Jahr | Datum | Winter | Sommer | Kalenderjahr 2000 Jahr | Datum |
|---|---|---|---|---|---|---|
| NTnw | | | | | | |
| NThw | 515 | 11.10.2000 | 569 | 515 | 515 | 11.10.2000 |
| M | 676 | | 685 | 668 | 674 | |
| HTnw | | | | | | |
| HThw | 980 | 03.12.1999 | 980 | 769 | 906 | 30.01.2000 |
| | 1991/2000 (*) 10 Jahre | | | | 1991/2000 | |
| NTnw | | | | | | |
| NThw | 479 | 15.02.1994 | 479 | 496 | 479 | 15.02.1994 |
| MN | 506 | | 524 | 544 | 506 | |
| M | 669 | | 668 | 669 | 669 | |
| MH | 904 | | 891 | 799 | 900 | |
| HTnw | | | | | | |
| HThw | 980 | 03.12.1999 | 980 | 871 | 980 | 03.12.1999 |

## Extremwerte **)

| | NTnw cm | NTnw Datum | NThw cm | NThw Datum | HTnw cm | HTnw Datum | HThw cm | HThw Datum |
|---|---|---|---|---|---|---|---|---|
| 1 | | | 411 | 21.11.1927 | | | 1045 | 16.02.1962 |
| 2 | | | 442 | 12.01.1913 | | | 1016 | 03.01.1976 |
| 3 | | | 446 | 08.03.1952 | | | 998 | 13.03.1906 |
| 4 | | | 450 | 15.03.1964 | | | 982 | 21.01.1976 |
| 5 | | | 453 | 18.01.1912 | | | 980 | 03.12.1999 |
| 6 | | | 453 | 14.03.1969 | | | 975 | 02.12.1917 |
| 7 | | | 457 | 01.01.1897 | | | 968 | 28.01.1994 |
| 8 | | | 460 | 17.11.1965 | | | 964 | 10.01.1995 |
| 9 | | | 460 | 02.03.1987 | | | 955 | 16.02.1916 |
| 10 | | | 462 | 17.03.1969 | | | 954 | 06.12.1973 |

## Häufigkeitstabelle (Unterschreitungstiden)

### Tideniedrigwasser

| cm a.P. | 1999 Nov | 1999 Dez | 2000 Jan | Feb | Mrz | Apr | Mai | Jun | Jul | Aug | Sep | Okt | Nov | Dez | Abflußjahr (*) 2000 Wi | So | Jahr | Kalenderjahr 2000 Jahr | 1991/2000 10 Jahre |
|---|---|---|---|---|---|---|---|---|---|---|---|---|---|---|---|---|---|---|---|
| 900 | | | | | | | | | | | | | | | | | | | |
| 880 | | | | | | | | | | | | | | | | | | | |
| 860 | | | | | | | | | | | | | | | | | | | |
| 840 | | | | | | | | | | | | | | | | | | | |
| 820 | | | | | | | | | | | | | | | | | | | |
| 800 | | | | | | | | | | | | | | | | | | | |
| 780 | | | | | | | | | | | | | | | | | | | |
| 760 | | | | | | | | | | | | | | | | | | | |
| 740 | | | | | | | | | | | | | | | | | | | |
| 720 | | | | | | | | | | | | | | | | | | | |
| 700 | | | | | | | | | | | | | | | | | | | |
| 680 | | | | | | | | | | | | | | | | | | | |
| 660 | | | | | | | | | | | | | | | | | | | |
| 640 | | | | | | | | | | | | | | | | | | | |
| 620 | | | | | | | | | | | | | | | | | | | |
| 600 | | | | | | | | | | | | | | | | | | | |
| 580 | | | | | | | | | | | | | | | | | | | |
| 560 | | | | | | | | | | | | | | | | | | | |
| 540 | | | | | | | | | | | | | | | | | | | |
| 520 | | | | | | | | | | | | | | | | | | | |
| 500 | | | | | | | | | | | | | | | | | | | |
| 480 | | | | | | | | | | | | | | | | | | | |
| 460 | | | | | | | | | | | | | | | | | | | |
| 440 | | | | | | | | | | | | | | | | | | | |
| 420 | | | | | | | | | | | | | | | | | | | |
| 400 | | | | | | | | | | | | | | | | | | | |
| 380 | | | | | | | | | | | | | | | | | | | |
| 360 | | | | | | | | | | | | | | | | | | | |
| 340 | | | | | | | | | | | | | | | | | | | |
| 320 | | | | | | | | | | | | | | | | | | | |
| 300 | | | | | | | | | | | | | | | | | | | |
| 280 | | | | | | | | | | | | | | | | | | | |
| 260 | | | | | | | | | | | | | | | | | | | |
| 240 | | | | | | | | | | | | | | | | | | | |
| 220 | | | | | | | | | | | | | | | | | | | |
| 200 | | | | | | | | | | | | | | | | | | | |
| 180 | | | | | | | | | | | | | | | | | | | |
| 160 | | | | | | | | | | | | | | | | | | | |
| 140 | | | | | | | | | | | | | | | | | | | |
| 120 | | | | | | | | | | | | | | | | | | | |
| 100 | | | | | | | | | | | | | | | | | | | |
| 80 | | | | | | | | | | | | | | | | | | | |
| 60 | | | | | | | | | | | | | | | | | | | |
| 40 | | | | | | | | | | | | | | | | | | | |
| 20 | | | | | | | | | | | | | | | | | | | |

### Tidehochwasser

| cm a.P. | 1999 Nov | 1999 Dez | 2000 Jan | Feb | Mrz | Apr | Mai | Jun | Jul | Aug | Sep | Okt | Nov | Dez | Abflußjahr (*) 2000 Wi | So | Jahr | Kalenderjahr 2000 Jahr | 1991/2000 10 Jahre |
|---|---|---|---|---|---|---|---|---|---|---|---|---|---|---|---|---|---|---|---|
| 1200 | | | | | | | | | | | | | | | | | | | |
| 1180 | | | | | | | | | | | | | | | | | | | |
| 1160 | | | | | | | | | | | | | | | | | | | |
| 1140 | | | | | | | | | | | | | | | | | | | |
| 1120 | | | | | | | | | | | | | | | | | | | |
| 1100 | | | | | | | | | | | | | | | | | | | |
| 1080 | | | | | | | | | | | | | | | | | | | |
| 1060 | | | | | | | | | | | | | | | | | | | |
| 1040 | | | | | | | | | | | | | | | | | | | |
| 1020 | | | | | | | | | | | | | | | | | | | |
| 1000 | | 60 | | | | | | | | | | | | | 352 | | 707 | | 705.9 |
| 980 | | 59 | | | | | | | | | | | | | 351 | | 706 | | 705.8 |
| 960 | | 59 | | | | | | | | | | | | | 351 | | 706 | | 705.6 |
| 940 | | 59 | | | | | | | | | | | | | 351 | | 706 | | 705.4 |
| 920 | | 59 | 60 | | | | | | | | | | | | 351 | | 706 | 707 | 705.4 |
| 900 | | 59 | 59 | | | | | | | | | | | | 350 | | 705 | 706 | 705.2 |
| 880 | | 59 | 59 | | | | | | | | | | | 60 | 350 | | 705 | 706 | 704.9 |
| 860 | | 59 | 59 | 56 | | | | | | | | | | 59 | 350 | | 705 | 705 | 704.2 |
| 840 | | 59 | 59 | 54 | | | | | | | | | | 59 | 348 | | 703 | 703 | 703.5 |
| 820 | | 58 | 59 | 54 | | | | | | | | | | 58 | 347 | | 702 | 702 | 702.2 |
| 800 | | 56 | 59 | 54 | 60 | | | | | | | | | 56 | 345 | | 700 | 700 | 699.3 |
| 780 | 58 | 54 | 59 | 54 | 59 | | | | | | | 60 | | 55 | 342 | 355 | 697 | 698 | 696.0 |
| 760 | 57 | 52 | 59 | 53 | 57 | | | | | | | 59 | | 54 | 336 | 354 | 690 | 693 | 689.4 |
| 740 | 57 | 46 | 55 | 50 | 53 | 58 | | | 59 | | 58 | 58 | | 54 | 319 | 353 | 672 | 681 | 676.8 |
| 720 | 56 | 40 | 50 | 45 | 47 | 57 | 60 | 58 | 57 | 60 | 56 | 57 | 58 | 50 | 295 | 348 | 643 | 655 | 646.1 |
| 700 | 48 | 32 | 41 | 37 | 37 | 53 | 56 | 50 | 53 | 53 | 52 | 49 | 54 | 44 | 248 | 313 | 561 | 579 | 580.4 |
| 680 | 34 | 20 | 32 | 19 | 27 | 38 | 42 | 30 | 30 | 37 | 40 | 38 | 39 | 32 | 170 | 217 | 387 | 404 | 446.4 |
| 660 | 23 | 12 | 16 | 9 | 11 | 18 | 19 | 15 | 11 | 18 | 26 | 25 | 28 | 23 | 89 | 114 | 203 | 219 | 273.9 |
| 640 | 15 | 5 | 4 | 3 | 9 | 7 | 5 | 3 | 4 | 5 | 13 | 17 | 14 | 11 | 43 | 47 | 90 | 95 | 135.2 |
| 620 | 5 | 1 | 1 | 1 | 5 | 3 | 4 | 1 | | 2 | 7 | 11 | 6 | 7 | 16 | 25 | 41 | 48 | 62.8 |
| 600 | 2 | 1 | | | 4 | 1 | | | | | 5 | 3 | 2 | 5 | 8 | 8 | 16 | 20 | 30.3 |
| 580 | | | | | 3 | | | | | | 2 | 2 | 2 | 2 | 3 | 4 | 7 | 11 | 16.5 |
| 560 | | | | | | | | | | | 1 | 2 | 1 | 1 | | 3 | 3 | 5 | 9.6 |
| 540 | | | | | | | | | | | | 1 | | 1 | | 1 | 1 | 2 | 4.1 |
| 520 | | | | | | | | | | | | 1 | | | | 1 | 1 | 1 | 1.6 |
| 500 | | | | | | | | | | | | | | | | | | | 0.4 |
| 480 | | | | | | | | | | | | | | | | | | | 0.1 |
| 460 | | | | | | | | | | | | | | | | | | | |
| 440 | | | | | | | | | | | | | | | | | | | |
| 420 | | | | | | | | | | | | | | | | | | | |
| 400 | | | | | | | | | | | | | | | | | | | |
| 380 | | | | | | | | | | | | | | | | | | | |
| 360 | | | | | | | | | | | | | | | | | | | |
| 340 | | | | | | | | | | | | | | | | | | | |
| 320 | | | | | | | | | | | | | | | | | | | |

(*) Abflußjahr: 1.11. des Vorjahres bis 31.10.
Das Tideniedrigwasser wird am Pegel nicht erfaßt
**) Extremwerte seit 1896

NLÖ Hildesheim

$A_{Eo}$ : 45825 $km^2$

PNP : NN - 5.00 m

Lage: 78.4 km unterhalb Gr.Weserbrücke rechts

W Tide

cm

Pegel : Wremertief AP Nr. 4995110

Gewässer : Weser

Gebiet : Unterweser

| Tag | 1999 November Tnw Zeit | Tnw cm | Thw Zeit | Thw cm | Dezember Tnw Zeit | Tnw cm | Thw Zeit | Thw cm |
|---|---|---|---|---|---|---|---|---|
| 1. | - | - | 5.52 | 711 | - | - | 6.30 | 810 |
| | - | - | 19.08 | 629 | - | - | 19.10 | 783 |
| 2. | - | - | 6.38 | 704 | - | - | 8.14 | 774 |
| | - | - | 20.03 | 697 | - | - | 20.30 | 732 |
| 3. | - | - | 8.30 | 690 | - | - | 8.55 | 696 |
| | - | - | 21.34 | 630 | - | - | 20.35 | 980 |
| 4. | - | - | 10.00 | 663 | - | - | 9.16 | 832 |
| | - | - | 22.50 | 634 | - | - | 22.45 | 690 |
| 5. | - | - | 11.05 | 638 | - | - | 10.43 | 744 |
| | - | - | 23.59 | 608 | - | - | 23.51 | 675 |
| 6. | - | - | 11.54 | 702 | - | - | - | - |
| | - | - | 23.57 | 733 | - | - | 12.00 | 700 |
| 7. | - | - | - | - | - | - | 0.03 ● | 741 |
| | - | - | 12.23 | 716 | - | - | 12.20 | 748 |
| 8. | - | - | 0.49 ● | 675 | - | - | 0.38 | 758 |
| | - | - | 13.10 | 687 | - | - | 12.47 | 710 |
| 9. | - | - | 1.33 | 682 | - | - | 1.23 | 698 |
| | - | - | 13.48 | 682 | - | - | 13.37 | 692 |
| 10. | - | - | 2.08 | 672 | - | - | 1.52 | 723 |
| | - | - | 14.15 | 648 | - | - | 14.14 | 728 |
| 11. | - | - | 2.44 | 647 | - | - | 2.23 | 708 |
| | - | - | 15.02 | 644 | - | - | 15.12 | 644 |
| 12. | - | - | 3.03 | 651 | - | - | 2.57 | 731 |
| | - | - | 15.30 | 642 | - | - | 15.32 | 688 |
| 13. | - | - | 3.35 | 658 | - | - | 3.34 | 747 |
| | - | - | 15.58 | 650 | - | - | 16.06 | 672 |
| 14. | - | - | 4.13 | 689 | - | - | 4.28 | 660 |
| | - | - | 16.49 | 628 | - | - | 16.48 | 653 |
| 15. | - | - | 4.28 | 634 | - | - | 4.53 | 684 |
| | - | - | 17.15 | 622 | - | - | 17.24 | 654 |
| 16. | - | - | 5.23 | 654 | - | - | 6.03 | 660 |
| | - | - | 18.05 | 603 | - | - | 18.37 | 643 |
| 17. | - | - | 6.23 | 670 | - | - | 6.48 | 697 |
| | - | - | 19.10 | 678 | - | - | 18.53 | 681 |
| 18. | - | - | 7.18 | 687 | - | - | 7.29 | 780 |
| | - | - | 20.38 | 638 | - | - | 20.43 | 687 |
| 19. | - | - | 8.50 | 625 | - | - | 9.16 | 707 |
| | - | - | 21.39 | 597 | - | - | 21.58 | 702 |
| 20. | - | - | 10.19 | 596 | - | - | 10.16 | 712 |
| | - | - | 23.04 | 621 | - | - | 23.12 | 663 |
| 21. | - | - | 11.10 | 668 | - | - | 11.33 | 670 |
| | - | - | 23.45 | 660 | - | - | 23.59 | 636 |
| 22. | - | - | 11.58 | 689 | - | - | - | - |
| | - | - | - | - | - | - | 12.17 ○ | 654 |
| 23. | - | - | 0.30 ○ | 678 | - | - | 1.20 | 590 |
| | - | - | 12.39 | 714 | - | - | 13.39 | 670 |
| 24. | - | - | 1.12 | 684 | - | - | 1.28 | 685 |
| | - | - | 13.30 | 690 | - | - | 14.33 | 620 |
| 25. | - | - | 2.00 | 692 | - | - | 2.43 | 657 |
| | - | - | 14.15 | 703 | - | - | 14.45 | 769 |
| 26. | - | - | 2.38 | 698 | - | - | 2.45 | 810 |
| | - | - | 15.10 | 675 | - | - | 15.48 | 724 |
| 27. | - | - | 3.28 | 690 | - | - | 3.50 | 740 |
| | - | - | 15.51 | 763 | - | - | 16.25 | 715 |
| 28. | - | - | 3.52 | 703 | - | - | 4.48 | 722 |
| | - | - | 17.08 | 610 | - | - | 17.25 | 688 |
| 29. | - | - | 4.50 | 704 | - | - | 5.38 | 702 |
| | - | - | 17.38 | 678 | - | - | 18.18 | 656 |
| 30. | - | - | 5.54 | 686 | - | - | 6.25 | 690 |
| | - | - | 18.53 | 674 | - | - | 19.10 | 634 |
| 31. | | | | | - | - | 7.29 | 664 |
| | | | | | - | - | 20.03 | 624 |
| Mittel | | - | | 667 | | - | | 705 |

| Tag | 2000 Januar Tnw Zeit | Tnw cm | Thw Zeit | Thw cm | Februar Tnw Zeit | Tnw cm | Thw Zeit | Thw cm | März Tnw Zeit | Tnw cm | Thw Zeit | Thw cm | April Tnw Zeit | Tnw cm | Thw Zeit | Thw cm | Mai Tnw Zeit | Tnw cm | Thw Zeit | Thw cm | Tag |
|---|---|---|---|---|---|---|---|---|---|---|---|---|---|---|---|---|---|---|---|---|---|
| 1. | - | - | 8.33 | 652 | - | - | 9.43 | 645 | - | - | 8.48 | 677 | - | - | 10.47 | 660 | - | - | 11.10 | 654 | 1. |
| | - | - | 21.19 | 662 | - | - | 22.20 | 674 | - | - | 21.23 | 714 | - | - | 23.03 | 670 | - | - | 23.23 | 672 | |
| 2. | - | - | 9.34 | 657 | - | - | 11.01 | 698 | - | - | 10.02 | 664 | - | - | 11.38 | 650 | - | - | - | - | 2. |
| | - | - | 22.19 | 659 | - | - | 23.09 | 752 | - | - | 22.53 | 637 | - | - | 23.55 | 670 | - | - | 12.00 | 656 | |
| 3. | - | - | 10.55 | 668 | - | - | 11.35 | 712 | - | - | 11.47 | 732 | - | - | - | - | - | - | 0.08 | 679 | 3. |
| | - | - | 23.42 | 672 | - | - | - | - | - | - | 23.18 | 775 | - | - | 12.28 | 656 | - | - | 12.40 | 666 | |
| 4. | - | - | 11.18 | 738 | - | - | 0.14 | 662 | - | - | 11.52 | 742 | - | - | 0.34 ● | 690 | - | - | 0.58 ● | 682 | 4. |
| | - | - | - | - | - | - | 12.52 | 689 | - | - | - | - | - | - | 12.53 | 683 | - | - | 13.19 | 665 | |
| 5. | - | - | 0.35 | 691 | - | - | 0.43 ● | 720 | - | - | 0.18 | 742 | - | - | 1.03 | 730 | - | - | 1.43 | 680 | 5. |
| | - | - | 12.18 | 683 | - | - | 13.19 | 686 | - | - | 12.55 | 688 | - | - | 13.38 | 701 | - | - | 14.00 | 667 | |
| 6. | - | - | 0.28 ● | 658 | - | - | 1.34 | 695 | - | - | 1.07 ● | 696 | - | - | 1.53 | 701 | - | - | 2.21 | 674 | 6. |
| | - | - | 13.10 | 646 | - | - | 14.04 | 684 | - | - | 13.25 | 712 | - | - | 14.23 | 692 | - | - | 14.43 | 662 | |
| 7. | - | - | 1.00 | 718 | - | - | 2.07 | 707 | - | - | 1.40 | 742 | - | - | 2.33 | 716 | - | - | 3.04 | 666 | 7. |
| | - | - | 13.25 | 676 | - | - | 14.38 | 696 | - | - | 14.09 | 736 | - | - | 15.04 | 687 | - | - | 15.24 | 666 | |
| 8. | - | - | 1.51 | 672 | - | - | 2.10 | 754 | - | - | 2.15 | 712 | - | - | 3.20 | 691 | - | - | 3.59 | 657 | 8. |
| | - | - | 14.15 | 690 | - | - | 14.58 | 686 | - | - | 14.19 | 721 | - | - | 15.39 | 693 | - | - | 16.04 | 665 | |
| 9. | - | - | 2.03 | 748 | - | - | 3.10 | 852 | - | - | 2.43 | 792 | - | - | 3.58 | 686 | - | - | 4.40 | 656 | 9. |
| | - | - | 14.41 | 704 | - | - | 14.54 | 845 | - | - | 14.43 | 720 | - | - | 16.18 | 664 | - | - | 16.48 | 673 | |
| 10. | - | - | 2.48 | 700 | - | - | 3.28 | 730 | - | - | 3.25 | 726 | - | - | 4.54 | 662 | - | - | 5.34 | 653 | 10. |
| | - | - | 15.30 | 648 | - | - | 16.47 | 662 | - | - | 16.03 | 662 | - | - | 17.04 | 664 | - | - | 17.45 | 674 | |
| 11. | - | - | 3.40 | 670 | - | - | 4.23 | 766 | - | - | 4.35 | 717 | - | - | 5.39 | 658 | - | - | 6.30 | 644 | 11. |
| | - | - | 16.09 | 657 | - | - | 16.30 | 724 | - | - | 16.09 | 768 | - | - | 17.53 | 669 | - | - | 18.43 | 656 | |
| 12. | - | - | 4.10 | 682 | - | - | 5.03 | 685 | - | - | 4.39 | 702 | - | - | 6.24 | 632 | - | - | 7.30 | 604 | 12. |
| | - | - | 16.46 | 642 | - | - | 18.09 | 668 | - | - | 17.15 | 666 | - | - | 18.48 | 658 | - | - | 19.54 | 640 | |
| 13. | - | - | 4.43 | 676 | - | - | 6.00 | 755 | - | - | 5.45 | 676 | - | - | 7.49 | 622 | - | - | 9.03 | 616 | 13. |
| | - | - | 17.15 | 636 | - | - | 18.10 | 734 | - | - | 17.59 | 672 | - | - | 20.04 | 653 | - | - | 21.19 | 660 | |
| 14. | - | - | 5.24 | 654 | - | - | 6.35 | 702 | - | - | 6.33 | 690 | - | - | 9.02 | 662 | - | - | 10.14 | 643 | 14. |
| | - | - | 18.12 | 624 | - | - | 19.58 | 642 | - | - | 19.17 | 732 | - | - | 21.28 | 677 | - | - | 22.29 | 666 | |
| 15. | - | - | 6.28 | 652 | - | - | 8.04 | 691 | - | - | 7.29 | 758 | - | - | 10.28 | 653 | - | - | 11.13 | 652 | 15. |
| | - | - | 19.12 | 616 | - | - | 20.18 | 690 | - | - | 20.39 | 707 | - | - | 22.58 | 670 | - | - | 23.23 | 680 | |
| 16. | - | - | 7.28 | 657 | - | - | 9.48 | 665 | - | - | 9.03 | 681 | - | - | 11.43 | 682 | - | - | 11.59 | 671 | 16. |
| | - | - | 20.18 | 658 | - | - | 21.45 | 702 | - | - | 21.58 | 682 | - | - | 23.43 | 682 | - | - | - | - | |
| 17. | - | - | 8.33 | 720 | - | - | 10.42 | 702 | - | - | 10.34 | 690 | - | - | - | - | - | - | 0.09 | 701 | 17. |
| | - | - | 21.18 | 720 | - | - | 23.15 | 692 | - | - | 23.04 | 692 | - | - | 12.39 | 675 | - | - | 12.39 | 708 | |
| 18. | - | - | 9.34 | 756 | - | - | 11.59 | 637 | - | - | 11.49 | 698 | - | - | 0.33 ○ | 688 | - | - | 0.48 ○ | 688 | 18. |
| | - | - | 22.24 | 687 | - | - | - | - | - | - | 23.58 | 668 | - | - | 13.09 | 667 | - | - | 13.15 | 680 | |
| 19. | - | - | 10.58 | 674 | - | - | 0.08 ○ | 698 | - | - | - | - | - | - | 1.18 | 681 | - | - | 1.24 | 698 | 19. |
| | - | - | 23.48 | 676 | - | - | 12.52 | 698 | - | - | 12.49 | 667 | - | - | 13.48 | 674 | - | - | 13.43 | 693 | |
| 20. | - | - | - | - | - | - | 1.06 | 712 | - | - | 1.00 ○ | 706 | - | - | 1.55 | 689 | - | - | 2.08 | 694 | 20. |
| | - | - | 12.00 | 714 | - | - | 13.58 | 671 | - | - | 13.32 | 690 | - | - | 14.24 | 672 | - | - | 14.25 | 690 | |
| 21. | - | - | 0.32 ○ | 745 | - | - | 2.04 | 686 | - | - | 1.40 | 704 | - | - | 2.39 | 668 | - | - | 2.48 | 676 | 21. |
| | - | - | 12.49 | 701 | - | - | 14.46 | 653 | - | - | 14.15 | 671 | - | - | 14.52 | 705 | - | - | 14.58 | 678 | |
| 22. | - | - | 1.22 | 708 | - | - | 2.47 | 690 | - | - | 2.25 | 700 | - | - | 3.04 | 684 | - | - | 3.23 | 670 | 22. |
| | - | - | 13.50 | 702 | - | - | 15.15 | 689 | - | - | 14.49 | 685 | - | - | 15.25 | 675 | - | - | 15.23 | 686 | |
| 23. | - | - | 1.55 | 732 | - | - | 3.25 | 696 | - | - | 2.58 | 704 | - | - | 3.39 | 683 | - | - | 3.44 | 662 | 23. |
| | - | - | 14.49 | 672 | - | - | 16.00 | 652 | - | - | 15.20 | 672 | - | - | 15.50 | 692 | - | - | 15.58 | 670 | |
| 24. | - | - | 3.00 | 698 | - | - | 4.19 | 664 | - | - | 3.34 | 650 | - | - | 4.15 | 676 | - | - | 4.14 | 649 | 24. |
| | - | - | 15.39 | 664 | - | - | 16.22 | 716 | - | - | 16.05 | 626 | - | - | 16.29 | 678 | - | - | 16.23 | 702 | |
| 25. | - | - | 3.32 | 687 | - | - | 4.30 | 718 | - | - | 4.10 | 666 | - | - | 4.48 | 646 | - | - | 4.54 | 629 | 25. |
| | - | - | 16.22 | 662 | - | - | 16.55 | 721 | - | - | 16.15 | 673 | - | - | 17.00 | 654 | - | - | 17.19 | 712 | |
| 26. | - | - | 4.28 | 699 | - | - | 5.04 | 695 | - | - | 4.30 | 679 | - | - | 5.24 | 624 | - | - | 5.28 | 656 | 26. |
| | - | - | 17.12 | 672 | - | - | 17.32 | 658 | - | - | 16.43 | 677 | - | - | 17.44 | 641 | - | - | 17.43 | 658 | |
| 27. | - | - | 5.08 | 692 | - | - | 5.38 | 655 | - | - | 5.14 | 667 | - | - | 6.10 | 615 | - | - | 7.24 | 612 | 27. |
| | - | - | 17.44 | 667 | - | - | 18.25 | 608 | - | - | 17.24 | 644 | - | - | 18.20 | 617 | - | - | 18.43 | 676 | |
| 28. | - | - | 5.40 | 710 | - | - | 6.33 | 665 | - | - | 6.04 | 606 | - | - | 7.33 | 590 | - | - | 7.40 | 608 | 28. |
| | - | - | 18.24 | 667 | - | - | 18.53 | 676 | - | - | 17.53 | 590 | - | - | 19.48 | 646 | - | - | 20.42 | 680 | |
| 29. | - | - | 6.28 | 676 | - | - | 7.08 | 660 | - | - | 6.43 | 569 | - | - | 8.48 | 636 | - | - | 8.47 | 678 | 29. |
| | - | - | 18.44 | 758 | - | - | 19.25 | 637 | - | - | 19.14 | 578 | - | - | 21.13 | 663 | - | - | 21.05 | 695 | |
| 30. | - | - | 6.22 | 906 | | | | | - | - | 8.15 | 574 | - | - | 10.03 | 642 | - | - | 10.05 | 656 | 30. |
| | - | - | 19.35 | 636 | | | | | - | - | 20.48 | 626 | - | - | 22.33 | 668 | - | - | 22.28 | 680 | |
| 31. | - | - | 8.28 | 738 | | | | | - | - | 9.39 | 638 | | | | | - | - | 11.05 | 672 | 31. |
| | - | - | 21.09 | 704 | | | | | - | - | 22.03 | 666 | | | | | - | - | 23.23 | 682 | |
| Mittel | | - | | 687 | | - | | 695 | | - | | 685 | | - | | 668 | | - | | 667 | Mittel |

| | MTnw (cm) | MThw (cm) |
|---|---|---|
| Winter | | 685 |

Winterhalbjahr: 1.11. bis 30.4.

Das Tideniedrigwasser wird am Pegel nicht erfaßt

NLÖ Hildesheim

$A_{E_0}$ : 45825 $km^2$

PNP : NN - 5.00 m

Lage: 78.4 km unterhalb Gr.Weserbrücke rechts

W Tide

cm

Pegel : Wremertief AP Nr. 4995110

Gewässer : Weser

Gebiet : Unterweser

2000

| Tag | Juni Tnw Zeit | Juni Tnw cm | Juni Thw Zeit | Juni Thw cm | Juli Tnw Zeit | Juli Tnw cm | Juli Thw Zeit | Juli Thw cm | August Tnw Zeit | August Tnw cm | August Thw Zeit | August Thw cm | September Tnw Zeit | September Tnw cm | September Thw Zeit | September Thw cm | Oktober Tnw Zeit | Oktober Tnw cm | Oktober Thw Zeit | Oktober Thw cm | November Tnw Zeit | November Tnw cm | November Thw Zeit | November Thw cm | Dezember Tnw Zeit | Dezember Tnw cm | Dezember Thw Zeit | Dezember Thw cm | Tag |
|---|---|---|---|---|---|---|---|---|---|---|---|---|---|---|---|---|---|---|---|---|---|---|---|---|---|---|---|---|---|
| 1. | - | - | - | - | - | - | - | - | - | - | 1.40 | 670 | - | - | 3.05 | 656 | - | - | 3.12 | 690 | - | - | 3.26 | 714 | - | - | 3.44 | 702 | 1. |
| | - | - | 12.00 | 655 | - | - | 12.14 | 678 | - | - | 13.50 | 697 | - | - | 15.03 | 695 | - | - | 15.27 | 700 | - | - | 15.47 | 674 | - | - | 16.24 | 624 | |
| 2. | - | - | 0.16 | 686 | - | - | 0.50 | 682 | - | - | 2.30 | 685 | - | - | 3.32 | 686 | - | - | 3.49 | 686 | - | - | 4.02 | 702 | - | - | 4.34 | 690 | 2. |
| | - | - | 12.43 | 688 | - | - | 13.11 | 681 | - | - | 14.35 | 714 | - | - | 15.33 | 721 | - | - | 15.57 | 689 | - | - | 16.17 | 648 | - | - | 16.45 | 652 | |
| 3. | - | - | 1.00 | 711 | - | - | 1.48 | 676 | - | - | 3.19 | 681 | - | - | 3.53 | 718 | - | - | 4.14 | 688 | - | - | 4.17 | 684 | - | - | 5.05 | 662 | 3. |
| | - | - | 13.35 | 676 | - | - | 14.09 | 692 | - | - | 15.20 | 710 | - | - | 16.09 | 725 | - | - | 16.28 | 676 | - | - | 16.52 | 638 | - | - | 17.35 | 684 | |
| 4. | - | - | 2.04 | 667 | - | - | 2.39 | 685 | - | - | 4.04 | 677 | - | - | 4.40 | 666 | - | - | 5.00 | 614 | - | - | 5.03 | 672 | - | - | 5.40 | 674 | 4. |
| | - | - | 14.28 | 674 | - | - | 14.53 | 703 | - | - | 16.10 | 704 | - | - | 17.00 | 680 | - | - | 17.03 | 634 | - | - | 17.48 | 646 | - | - | 18.48 | 588 | |
| 5. | - | - | 2.45 | 680 | - | - | 3.34 | 680 | - | - | 4.50 | 666 | - | - | 5.25 | 662 | - | - | 5.09 | 664 | - | - | 6.09 | 660 | - | - | 6.45 | 634 | 5. |
| | - | - | 15.00 | 687 | - | - | 15.47 | 712 | - | - | 16.55 | 696 | - | - | 17.37 | 662 | - | - | 17.36 | 648 | - | - | 19.02 | 615 | - | - | 19.34 | 608 | |
| 6. | - | - | 3.45 | 681 | - | - | 4.28 | 681 | - | - | 5.33 | 658 | - | - | 6.00 | 644 | - | - | 5.56 | 669 | - | - | 7.13 | 562 | - | - | 7.53 | 648 | 6. |
| | - | - | 15.55 | 708 | - | - | 16.33 | 711 | - | - | 17.40 | 695 | - | - | 18.48 | 644 | - | - | 18.28 | 652 | - | - | 20.42 | 552 | - | - | 20.33 | 646 | |
| 7. | - | - | 4.34 | 680 | - | - | 5.14 | 660 | - | - | 6.08 | 670 | - | - | 7.00 | 680 | - | - | 7.03 | 627 | - | - | 9.02 | 637 | - | - | 9.08 | 672 | 7. |
| | - | - | 16.39 | 706 | - | - | 17.23 | 686 | - | - | 18.25 | 678 | - | - | 19.20 | 641 | - | - | 20.08 | 598 | - | - | 21.57 | 620 | - | - | 21.50 | 640 | |
| 8. | - | - | 5.30 | 656 | - | - | 6.13 | 659 | - | - | 7.00 | 651 | - | - | 8.08 | 640 | - | - | 8.25 | 612 | - | - | 10.20 | 648 | - | - | 10.28 | 670 | 8. |
| | - | - | 17.34 | 666 | - | - | 18.12 | 692 | - | - | 19.15 | 659 | - | - | 20.28 | 668 | - | - | 21.53 | 618 | - | - | 23.02 | 623 | - | - | 22.15 | 660 | |
| 9. | - | - | 6.28 | 602 | - | - | 6.47 | 643 | - | - | 7.50 | 640 | - | - | 9.24 | 644 | - | - | 9.45 | 667 | - | - | 11.08 | 660 | - | - | 10.54 | 650 | 9. |
| | - | - | 18.35 | 678 | - | - | 19.04 | 668 | - | - | 20.14 | 638 | - | - | 22.13 | 652 | - | - | 22.48 | 610 | - | - | 23.41 | 666 | - | - | 23.52 | 635 | |
| 10. | - | - | 7.22 | 655 | - | - | 7.51 | 638 | - | - | 9.10 | 640 | - | - | 10.42 | 662 | - | - | 11.12 | 545 | - | - | 11.48 | 706 | - | - | 11.45 | 655 | 10. |
| | - | - | 19.38 | 682 | - | - | 19.53 | 690 | - | - | 21.25 | 666 | - | - | 23.20 | 646 | - | - | 23.30 | 602 | - | - | - | - | - | - | - | - | |
| 11. | - | - | 8.30 | 638 | - | - | 8.42 | 651 | - | - | 10.03 | 666 | - | - | 11.35 | 662 | - | - | - | - | - | - | 0.18 | 688 | - | - | 0.32 | 704 | 11. |
| | - | - | 20.44 | 683 | - | - | 21.08 | 726 | - | - | 22.45 | 648 | - | - | - | - | - | - | 12.15 | 515 | - | - | 12.38 | 684 | - | - | 13.00 | 730 | |
| 12. | - | - | 9.34 | 658 | - | - | 9.44 | 683 | - | - | 11.12 | 667 | - | - | 0.13 | 627 | - | - | 0.02 | 638 | - | - | 1.03 | 658 | - | - | 0.53 | 690 | 12. |
| | - | - | 21.37 | 671 | - | - | 22.13 | 670 | - | - | 23.45 | 651 | - | - | 12.24 | 654 | - | - | 12.28 | 667 | - | - | 13.23 | 664 | - | - | 13.42 | 720 | |
| 13. | - | - | 10.43 | 656 | - | - | 10.44 | 654 | - | - | - | - | - | - | 0.49 | 664 | - | - | 0.55 | 638 | - | - | 1.42 | 680 | - | - | 2.01 | 700 | 13. |
| | - | - | 22.53 | 701 | - | - | 23.09 | 670 | - | - | 12.05 | 670 | - | - | 12.52 | 694 | - | - | 13.08 | 671 | - | - | 13.44 | 719 | - | - | 13.55 | 869 | |
| 14. | - | - | 11.05 | 703 | - | - | 11.37 | 691 | - | - | 0.36 | 655 | - | - | 1.25 | 668 | - | - | 1.37 | 662 | - | - | 2.15 | 696 | - | - | 2.35 | 808 | 14. |
| | - | - | 23.43 | 658 | - | - | - | - | - | - | 12.48 | 681 | - | - | 13.38 | 688 | - | - | 13.42 | 683 | - | - | 14.39 | 696 | - | - | 14.52 | 772 | |
| 15. | - | - | - | - | - | - | 0.02 | 680 | - | - | 1.13 | 664 | - | - | 2.04 | 660 | - | - | 2.12 | 672 | - | - | 2.54 | 686 | - | - | 3.07 | 784 | 15. |
| | - | - | 12.13 | 678 | - | - | 12.25 | 681 | - | - | 13.19 | 695 | - | - | 14.20 | 674 | - | - | 14.17 | 692 | - | - | 15.24 | 676 | - | - | 16.00 | 819 | |
| 16. | - | - | 0.25 | 703 | - | - | 0.46 | 678 | - | - | 1.52 | 676 | - | - | 2.45 | 633 | - | - | 2.52 | 658 | - | - | 3.42 | 682 | - | - | 3.52 | 836 | 16. |
| | - | - | 12.45 | 690 | - | - | 12.59 | 695 | - | - | 14.03 | 696 | - | - | 14.42 | 706 | - | - | 14.58 | 694 | - | - | 16.10 | 656 | - | - | 16.45 | 731 | |
| 17. | - | - | 1.09 | 665 | - | - | 1.26 | 672 | - | - | 2.23 | 663 | - | - | 3.05 | 680 | - | - | 3.22 | 705 | - | - | 4.33 | 684 | - | - | 4.50 | 736 | 17. |
| | - | - | 13.30 | 656 | - | - | 13.20 | 684 | - | - | 14.27 | 706 | - | - | 15.17 | 688 | - | - | 15.22 | 708 | - | - | 16.54 | 666 | - | - | 17.50 | 677 | |
| 18. | - | - | 1.59 | 634 | - | - | 2.09 | 674 | - | - | 2.56 | 680 | - | - | 3.43 | 664 | - | - | 3.49 | 668 | - | - | 5.13 | 684 | - | - | 5.50 | 698 | 18. |
| | - | - | 14.00 | 685 | - | - | 14.20 | 698 | - | - | 15.04 | 697 | - | - | 15.58 | 666 | - | - | 16.38 | 622 | - | - | 17.54 | 646 | - | - | 18.52 | 650 | |
| 19. | - | - | 2.20 | 654 | - | - | 2.48 | 684 | - | - | 3.34 | 658 | - | - | 4.17 | 621 | - | - | 4.40 | 646 | - | - | 6.15 | 659 | - | - | 6.55 | 688 | 19. |
| | - | - | 14.38 | 669 | - | - | 14.47 | 730 | - | - | 15.40 | 696 | - | - | 16.33 | 627 | - | - | 17.02 | 694 | - | - | 19.15 | 631 | - | - | 19.48 | 613 | |
| 20. | - | - | 2.55 | 666 | - | - | 3.23 | 684 | - | - | 4.04 | 676 | - | - | 5.00 | 540 | - | - | 5.15 | 676 | - | - | 7.18 | 655 | - | - | 8.05 | 590 | 20. |
| | - | - | 15.08 | 685 | - | - | 15.20 | 713 | - | - | 16.04 | 709 | - | - | 17.32 | 568 | - | - | 18.00 | 623 | - | - | 20.25 | 619 | - | - | 21.25 | 536 | |
| 21. | - | - | 3.36 | 658 | - | - | 3.54 | 674 | - | - | 4.39 | 670 | - | - | 5.44 | 588 | - | - | 6.30 | 610 | - | - | 8.37 | 630 | - | - | 9.39 | 572 | 21. |
| | - | - | 15.37 | 692 | - | - | 16.00 | 688 | - | - | 16.49 | 686 | - | - | 18.09 | 645 | - | - | 19.11 | 649 | - | - | 21.28 | 600 | - | - | 22.18 | 588 | |
| 22. | - | - | 4.15 | 650 | - | - | 4.28 | 642 | - | - | 5.23 | 654 | - | - | 6.23 | 618 | - | - | 7.25 | 671 | - | - | 10.33 | 650 | - | - | 10.40 | 634 | 22. |
| | - | - | 16.17 | 689 | - | - | 16.40 | 671 | - | - | 17.33 | 671 | - | - | 19.25 | 609 | - | - | 20.42 | 608 | - | - | 23.00 | 625 | - | - | 23.10 | 658 | |
| 23. | - | - | 4.51 | 650 | - | - | 5.13 | 632 | - | - | 6.13 | 642 | - | - | 7.49 | 627 | - | - | 9.10 | 645 | - | - | 10.45 | 650 | - | - | 11.25 | 676 | 23. |
| | - | - | 16.54 | 693 | - | - | 17.18 | 667 | - | - | 18.28 | 655 | - | - | 20.40 | 625 | - | - | 22.17 | 654 | - | - | 23.49 | 637 | - | - | 23.55 | 680 | |
| 24. | - | - | 5.23 | 644 | - | - | 5.58 | 636 | - | - | 7.02 | 632 | - | - | 9.18 | 592 | - | - | 10.21 | 731 | - | - | 11.54 | 693 | - | - | - | - | 24. |
| | - | - | 17.40 | 697 | - | - | 18.00 | 666 | - | - | 19.24 | 701 | - | - | 22.26 | 587 | - | - | 22.58 | 694 | - | - | - | - | - | - | 12.14 | 683 | |
| 25. | - | - | 6.18 | 681 | - | - | 6.33 | 631 | - | - | 7.59 | 648 | - | - | 10.45 | 643 | - | - | 11.34 | 684 | - | - | 0.24 | 672 | - | - | 0.38 | 660 | 25. |
| | - | - | 18.25 | 704 | - | - | 18.49 | 667 | - | - | 20.58 | 634 | - | - | 23.23 | 648 | - | - | 23.50 | 707 | - | - | 12.38 | 654 | - | - | 13.10 | 644 | |
| 26. | - | - | 7.13 | 673 | - | - | 7.28 | 644 | - | - | 9.38 | 613 | - | - | 11.38 | 666 | - | - | - | - | - | - | 1.17 | 604 | - | - | 1.10 | 659 | 26. |
| | - | - | 19.38 | 710 | - | - | 19.55 | 678 | - | - | 22.30 | 614 | - | - | - | - | - | - | 12.10 | 769 | - | - | 13.37 | 654 | - | - | 13.18 | 652 | |
| 27. | - | - | 8.12 | 662 | - | - | 8.30 | 648 | - | - | 10.58 | 660 | - | - | 0.35 | 650 | - | - | 0.35 | 717 | - | - | 1.38 | 690 | - | - | 1.40 | 682 | 27. |
| | - | - | 20.44 | 680 | - | - | 21.13 | 661 | - | - | 23.30 | 674 | - | - | 12.43 | 692 | - | - | 12.50 | 702 | - | - | 13.49 | 693 | - | - | 14.20 | 668 | |
| 28. | - | - | 9.33 | 668 | - | - | 9.50 | 661 | - | - | 11.52 | 682 | - | - | 1.18 | 661 | - | - | 1.40 | 691 | - | - | 2.08 | 674 | - | - | 2.30 | 698 | 28. |
| | - | - | 21.45 | 695 | - | - | 22.29 | 679 | - | - | - | - | - | - | 13.38 | 682 | - | - | 13.34 | 715 | - | - | 14.58 | 653 | - | - | 14.52 | 690 | |
| 29. | - | - | 10.27 | 678 | - | - | 11.04 | 673 | - | - | 0.39 | 671 | - | - | 1.53 | 687 | - | - | 2.05 | 660 | - | - | 2.37 | 681 | - | - | 2.55 | 714 | 29. |
| | - | - | 22.48 | 691 | - | - | 23.35 | 680 | - | - | 12.53 | 694 | - | - | 14.03 | 712 | - | - | 14.19 | 658 | - | - | 15.12 | 676 | - | - | 15.22 | 688 | |
| 30. | - | - | 11.25 | 677 | - | - | - | - | - | - | 1.29 | 686 | - | - | 2.37 | 682 | - | - | 3.20 | 619 | - | - | 3.18 | 682 | - | - | 3.17 | 719 | 30. |
| | - | - | 23.45 | 694 | - | - | 12.05 | 686 | - | - | 13.38 | 710 | - | - | 14.51 | 706 | - | - | 15.11 | 668 | - | - | 15.40 | 659 | - | - | 15.46 | 694 | |
| 31. | | | | | - | - | 0.43 | 687 | - | - | 2.17 | 677 | | | | | - | - | 3.13 | 746 | | | | | - | - | 4.03 | 708 | 31. |
| | | | | | - | - | 13.00 | 689 | - | - | 14.25 | 699 | | | | | - | - | 15.05 | 701 | | | | | - | - | 16.31 | 654 | |
| Mittel | | - | | 675 | | - | | 676 | | - | | 672 | | - | | 657 | | - | | 662 | | - | | 659 | | - | | 679 | Mittel |

| | MTnw (cm) | MThw (cm) |
|---|---|---|
| Sommer | | 668 |

Sommerhalbjahr: 1.5. bis 31.10.

Das Tideniedrigwasser wird am Pegel nicht erfaßt

NLÖ Hildesheim

$A_{Eo}$ : 46020 $km^2$

PNP : NN - 5.00 m

Lage: 83.5 km unterhalb Gr.Weserbrücke rechts

W Tide

cm

Pegel : Spieka-Neufeld AP Nr. 4997105

Gewässer : Weser

Gebiet : Unterweser

| Tag | 1999 November Tnw Zeit | Tnw cm | Thw Zeit | Thw cm | Dezember Tnw Zeit | Tnw cm | Thw Zeit | Thw cm |
|---|---|---|---|---|---|---|---|---|
| 1. | - | - | 5.40 | 702 | - | - | 6.02 | 795 |
| | - | - | 18.56 | 624 | - | - | 18.55 | 765 |
| 2. | - | - | 6.34 | 698 | - | - | 7.53 | 766 |
| | - | - | 19.49 | 692 | - | - | 20.20 | 729 |
| 3. | - | - | 8.13 | 686 | - | - | 8.34 | 692 |
| | - | - | 21.13 | 626 | - | - | 20.14 | 979 |
| 4. | - | - | 9.37 | 655 | - | - | 9.02 | 811 |
| | - | - | 22.24 | 629 | - | - | 22.35 | 687 |
| 5. | - | - | 10.43 | 634 | - | - | 10.23 | 732 |
| | - | - | 23.38 | 604 | - | - | 23.27 | 668 |
| 6. | - | - | 11.35 | 699 | - | - | 11.47 | 696 |
| | - | - | 23.58 | 730 | - | - | - | - |
| 7. | - | - | - | - | - | - | 0.02 | ● 733 |
| | - | - | 12.07 | 704 | - | - | 12.23 | 736 |
| 8. | - | - | 0.23 | ● 665 | - | - | 0.38 | 756 |
| | - | - | 12.48 | 677 | - | - | 12.53 | 713 |
| 9. | - | - | 0.59 | 674 | - | - | 1.08 | 692 |
| | - | - | 13.26 | 672 | - | - | 13.19 | 690 |
| 10. | - | - | 1.38 | 663 | - | - | 1.46 | 721 |
| | - | - | 14.04 | 637 | - | - | 14.04 | 724 |
| 11. | - | - | 2.09 | 640 | - | - | 2.05 | 700 |
| | - | - | 14.28 | 637 | - | - | 14.49 | 637 |
| 12. | - | - | 2.34 | 644 | - | - | 2.48 | 725 |
| | - | - | 14.50 | 638 | - | - | 15.18 | 677 |
| 13. | - | - | 3.00 | 651 | - | - | 3.25 | 734 |
| | - | - | 15.28 | 644 | - | - | 15.50 | 666 |
| 14. | - | - | 3.48 | 679 | - | - | 4.12 | 650 |
| | - | - | 16.18 | 621 | - | - | 16.34 | 644 |
| 15. | - | - | 4.13 | 634 | - | - | 4.35 | 674 |
| | - | - | 16.43 | 613 | - | - | 17.07 | 646 |
| 16. | - | - | 4.55 | 650 | - | - | 5.34 | 652 |
| | - | - | 17.43 | 596 | - | - | 18.13 | 642 |
| 17. | - | - | 6.05 | 669 | - | - | 6.33 | 694 |
| | - | - | 19.00 | 667 | - | - | 18.29 | 675 |
| 18. | - | - | 6.58 | 674 | - | - | 7.03 | 763 |
| | - | - | 20.08 | 628 | - | - | 20.20 | 682 |
| 19. | - | - | 8.30 | 617 | - | - | 9.03 | 701 |
| | - | - | 21.25 | 587 | - | - | 21.32 | 690 |
| 20. | - | - | 10.08 | 586 | - | - | 9.56 | 700 |
| | - | - | 22.39 | 615 | - | - | 22.39 | 654 |
| 21. | - | - | 10.40 | 660 | - | - | 10.59 | 664 |
| | - | - | 23.12 | 656 | - | - | 23.42 | 631 |
| 22. | - | - | 11.27 | 678 | - | - | 11.54 | ○ 652 |
| | - | - | - | - | - | - | - | - |
| 23. | - | - | 0.03 | ○ 670 | - | - | 1.02 | 584 |
| | - | - | 12.18 | 700 | - | - | 13.14 | 667 |
| 24. | - | - | 0.43 | 672 | - | - | 1.09 | 682 |
| | - | - | 13.13 | 678 | - | - | 14.19 | 617 |
| 25. | - | - | 1.38 | 684 | - | - | 2.24 | 654 |
| | - | - | 13.53 | 696 | - | - | 14.34 | 756 |
| 26. | - | - | 2.23 | 690 | - | - | 2.30 | 802 |
| | - | - | 14.53 | 669 | - | - | 15.38 | 718 |
| 27. | - | - | 3.09 | 686 | - | - | 3.42 | 733 |
| | - | - | 15.48 | 746 | - | - | 16.07 | 707 |
| 28. | - | - | 3.38 | 692 | - | - | 4.28 | 710 |
| | - | - | 16.49 | 604 | - | - | 17.04 | 681 |
| 29. | - | - | 4.39 | 697 | - | - | 5.14 | 691 |
| | - | - | 17.17 | 669 | - | - | 17.58 | 649 |
| 30. | - | - | 5.38 | 675 | - | - | 6.08 | 684 |
| | - | - | 18.43 | 676 | - | - | 18.54 | 631 |
| 31. | | | | | - | - | 7.04 | 658 |
| | | | | | - | - | 19.44 | 620 |
| Mittel | | - | | 660 | | - | | 698 |

| Tag | 2000 Januar Tnw Zeit | Tnw cm | Thw Zeit | Thw cm | Februar Tnw Zeit | Tnw cm | Thw Zeit | Thw cm | März Tnw Zeit | Tnw cm | Thw Zeit | Thw cm | April Tnw Zeit | Tnw cm | Thw Zeit | Thw cm | Mai Tnw Zeit | Tnw cm | Thw Zeit | Thw cm | Tag |
|---|---|---|---|---|---|---|---|---|---|---|---|---|---|---|---|---|---|---|---|---|---|
| 1. | - | - | 8.08 | 647 | - | - | 9.30 | 638 | - | - | 8.25 | 670 | - | - | 10.23 | 652 | - | - | 10.44 | 646 | 1. |
| | - | - | 20.54 | 656 | - | - | 22.00 | 668 | - | - | 21.04 | 704 | - | - | 22.40 | 660 | - | - | 22.55 | 664 | |
| 2. | - | - | 9.19 | 654 | - | - | 10.38 | 690 | - | - | 9.45 | 658 | - | - | 11.23 | 642 | - | - | 11.28 | 647 | 2. |
| | - | - | 21.58 | 654 | - | - | 23.10 | 748 | - | - | 22.43 | 634 | - | - | 23.31 | 658 | - | - | 23.42 | 668 | |
| 3. | - | - | 10.33 | 665 | - | - | 11.09 | 702 | - | - | 11.47 | 732 | - | - | - | - | - | - | - | - | 3. |
| | - | - | 23.25 | 666 | - | - | 23.55 | 656 | - | - | 23.05 | 766 | - | - | 12.13 | 645 | - | - | 12.17 | 658 | |
| 4. | - | - | 11.19 | 729 | - | - | - | - | - | - | 11.58 | 733 | - | - | 0.05 | ● 678 | - | - | 0.29 | ● 670 | 4. |
| | - | - | - | - | - | - | 12.28 | 684 | - | - | - | - | - | - | 12.28 | 671 | - | - | 12.58 | 655 | |
| 5. | - | - | 0.19 | 691 | - | - | 0.35 | ● 718 | - | - | 0.05 | 724 | - | - | 0.47 | 710 | - | - | 1.15 | 670 | 5. |
| | - | - | 11.56 | 676 | - | - | 12.58 | 680 | - | - | 12.19 | 684 | - | - | 13.17 | 686 | - | - | 13.40 | 658 | |
| 6. | - | - | 0.13 | ● 650 | - | - | 1.12 | 689 | - | - | 0.43 | ● 689 | - | - | 1.37 | 686 | - | - | 2.01 | 664 | 6. |
| | - | - | 13.00 | 644 | - | - | 13.36 | 675 | - | - | 13.09 | 706 | - | - | 13.55 | 680 | - | - | 14.22 | 652 | |
| 7. | - | - | 0.50 | 707 | - | - | 1.53 | 698 | - | - | 1.33 | 740 | - | - | 2.08 | 704 | - | - | 2.47 | 656 | 7. |
| | - | - | 13.09 | 670 | - | - | 14.20 | 690 | - | - | 14.09 | 733 | - | - | 14.38 | 676 | - | - | 15.05 | 655 | |
| 8. | - | - | 1.33 | 669 | - | - | 2.00 | 742 | - | - | 2.00 | 700 | - | - | 2.52 | 680 | - | - | 3.37 | 648 | 8. |
| | - | - | 14.02 | 684 | - | - | 14.51 | 680 | - | - | 14.15 | 718 | - | - | 15.14 | 681 | - | - | 15.42 | 652 | |
| 9. | - | - | 2.00 | 738 | - | - | 3.00 | 851 | - | - | 2.34 | 782 | - | - | 3.32 | 674 | - | - | 4.18 | 645 | 9. |
| | - | - | 14.24 | 696 | - | - | 14.28 | 840 | - | - | 14.43 | 706 | - | - | 15.58 | 654 | - | - | 16.25 | 660 | |
| 10. | - | - | 2.19 | 690 | - | - | 3.15 | 720 | - | - | 3.10 | 712 | - | - | 4.28 | 654 | - | - | 5.16 | 641 | 10. |
| | - | - | 15.08 | 643 | - | - | 16.30 | 661 | - | - | 15.38 | 653 | - | - | 16.42 | 654 | - | - | 17.23 | 660 | |
| 11. | - | - | 3.18 | 666 | - | - | 4.23 | 766 | - | - | 4.15 | 712 | - | - | 5.14 | 650 | - | - | 6.15 | 632 | 11. |
| | - | - | 15.45 | 652 | - | - | 16.15 | 716 | - | - | 15.58 | 760 | - | - | 17.28 | 658 | - | - | 18.18 | 646 | |
| 12. | - | - | 3.54 | 678 | - | - | 4.42 | 680 | - | - | 4.21 | 689 | - | - | 6.04 | 622 | - | - | 7.19 | 592 | 12. |
| | - | - | 16.32 | 640 | - | - | 17.44 | 671 | - | - | 16.58 | 658 | - | - | 18.17 | 650 | - | - | 19.38 | 628 | |
| 13. | - | - | 4.27 | 674 | - | - | 5.40 | 755 | - | - | 5.17 | 664 | - | - | 7.28 | 616 | - | - | 8.43 | 609 | 13. |
| | - | - | 16.58 | 630 | - | - | 17.55 | 727 | - | - | 17.34 | 660 | - | - | 19.42 | 645 | - | - | 20.52 | 650 | |
| 14. | - | - | 4.56 | 646 | - | - | 6.13 | 695 | - | - | 6.13 | 678 | - | - | 8.35 | 658 | - | - | 9.46 | 634 | 14. |
| | - | - | 17.43 | 616 | - | - | 19.52 | 634 | - | - | 18.53 | 722 | - | - | 21.10 | 674 | - | - | 22.08 | 656 | |
| 15. | - | - | 5.58 | 646 | - | - | 7.37 | 681 | - | - | 7.09 | 742 | - | - | 10.03 | 646 | - | - | 10.47 | 642 | 15. |
| | - | - | 18.43 | 610 | - | - | 19.58 | 680 | - | - | 20.14 | 699 | - | - | 22.35 | 661 | - | - | 22.58 | 668 | |
| 16. | - | - | 7.02 | 651 | - | - | 9.30 | 656 | - | - | 8.43 | 664 | - | - | 11.20 | 679 | - | - | 11.33 | 661 | 16. |
| | - | - | 19.53 | 649 | - | - | 21.41 | 700 | - | - | 21.33 | 671 | - | - | 23.19 | 670 | - | - | 23.40 | 688 | |
| 17. | - | - | 8.03 | 708 | - | - | 10.19 | 692 | - | - | 10.18 | 674 | - | - | - | - | - | - | - | - | 17. |
| | - | - | 20.58 | 710 | - | - | 22.55 | 678 | - | - | 22.47 | 678 | - | - | 12.13 | 668 | - | - | 12.26 | 698 | |
| 18. | - | - | 9.23 | 744 | - | - | 11.38 | 635 | - | - | 11.30 | 683 | - | - | 0.25 | ○ 678 | - | - | 0.29 | ○ 682 | 18. |
| | - | - | 22.03 | 676 | - | - | 23.58 | 687 | - | - | 23.37 | 655 | - | - | 12.50 | 660 | - | - | 12.57 | 671 | |
| 19. | - | - | 10.32 | 664 | - | - | - | ○ - | - | - | - | - | - | - | 0.58 | 672 | - | - | 1.18 | 687 | 19. |
| | - | - | 23.22 | 670 | - | - | 12.32 | 686 | - | - | 12.28 | 656 | - | - | 13.28 | 666 | - | - | 13.29 | 684 | |
| 20. | - | - | - | - | - | - | 0.53 | 695 | - | - | 0.37 | ○ 691 | - | - | 1.34 | 680 | - | - | 1.53 | 678 | 20. |
| | - | - | 12.04 | 705 | - | - | 13.30 | 662 | - | - | 13.10 | 680 | - | - | 13.53 | 664 | - | - | 14.08 | 680 | |
| 21. | - | - | 0.09 | ○ 737 | - | - | 1.35 | 676 | - | - | 1.14 | 690 | - | - | 2.12 | 662 | - | - | 2.19 | 666 | 21. |
| | - | - | 12.44 | 690 | - | - | 14.18 | 648 | - | - | 13.50 | 661 | - | - | 14.33 | 693 | - | - | 14.33 | 667 | |
| 22. | - | - | 1.03 | 698 | - | - | 2.20 | 679 | - | - | 1.58 | 688 | - | - | 2.43 | 674 | - | - | 3.02 | 660 | 22. |
| | - | - | 13.33 | 690 | - | - | 14.46 | 680 | - | - | 14.25 | 673 | - | - | 14.58 | 665 | - | - | 15.02 | 673 | |
| 23. | - | - | 1.43 | 717 | - | - | 2.55 | 686 | - | - | 2.35 | 690 | - | - | 3.13 | 673 | - | - | 3.24 | 653 | 23. |
| | - | - | 14.28 | 666 | - | - | 15.32 | 645 | - | - | 15.00 | 660 | - | - | 15.26 | 681 | - | - | 15.38 | 659 | |
| 24. | - | - | 2.42 | 692 | - | - | 3.50 | 657 | - | - | 3.15 | 642 | - | - | 3.49 | 666 | - | - | 4.14 | 643 | 24. |
| | - | - | 15.18 | 658 | - | - | 16.09 | 706 | - | - | 15.55 | 616 | - | - | 15.58 | 669 | - | - | 16.15 | 687 | |
| 25. | - | - | 3.24 | 680 | - | - | 4.15 | 707 | - | - | 3.53 | 652 | - | - | 4.19 | 638 | - | - | 4.43 | 618 | 25. |
| | - | - | 16.03 | 660 | - | - | 16.48 | 715 | - | - | 16.04 | 662 | - | - | 16.33 | 644 | - | - | 16.55 | 711 | |
| 26. | - | - | 4.03 | 692 | - | - | 4.40 | 686 | - | - | 4.14 | 666 | - | - | 5.08 | 618 | - | - | 5.18 | 652 | 26. |
| | - | - | 16.53 | 666 | - | - | 17.13 | 649 | - | - | 16.30 | 663 | - | - | 17.19 | 630 | - | - | 17.18 | 644 | |
| 27. | - | - | 4.45 | 685 | - | - | 5.18 | 648 | - | - | 4.44 | 656 | - | - | 5.50 | 608 | - | - | 7.18 | 606 | 27. |
| | - | - | 17.34 | 663 | - | - | 18.13 | 600 | - | - | 17.05 | 633 | - | - | 17.58 | 608 | - | - | 18.19 | 674 | |
| 28. | - | - | 5.25 | 706 | - | - | 6.05 | 657 | - | - | 5.54 | 592 | - | - | 7.08 | 584 | - | - | 7.37 | 600 | 28. |
| | - | - | 18.14 | 667 | - | - | 18.44 | 668 | - | - | 17.53 | 576 | - | - | 19.23 | 636 | - | - | 20.30 | 682 | |
| 29. | - | - | 6.15 | 672 | - | - | 6.53 | 655 | - | - | 6.39 | 555 | - | - | 8.20 | 627 | - | - | 8.35 | 678 | 29. |
| | - | - | 19.02 | 757 | - | - | 18.59 | 631 | - | - | 19.08 | 562 | - | - | 20.44 | 653 | - | - | 21.00 | 683 | |
| 30. | - | - | 6.22 | 902 | | | | | - | - | 8.04 | 561 | - | - | 9.44 | 635 | - | - | 9.45 | 649 | 30. |
| | - | - | 19.25 | 653 | | | | | - | - | 20.32 | 612 | - | - | 22.03 | 658 | - | - | 22.03 | 669 | |
| 31. | - | - | 8.05 | 735 | | | | | - | - | 9.18 | 627 | | | | | - | - | 10.46 | 662 | 31. |
| | - | - | 21.02 | 696 | | | | | - | - | 21.39 | 654 | | | | | - | - | 23.02 | 672 | |
| Mittel | | - | | 681 | | - | | 688 | | - | | 675 | | - | | 658 | | - | | 658 | Mittel |

| | MTnw (cm) | MThw (cm) |
|---|---|---|
| Winter | | 677 |

Winterhalbjahr: 1.11. bis 30.4.
Das Tideniedrigwasser wird am Pegel nicht erfaßt

NLÖ Hildesheim

$A_{E_0}$ : 46020 $km^2$

PNP : NN - 5.00 m

Lage: 83.5 km unterhalb Gr.Weserbrücke rechts

W Tide

cm

Pegel : Spieka-Neufeld AP Nr. 4997105

Gewässer : Weser

Gebiet : Unterweser

2000

| Tag | Juni Tnw Zeit | Juni Tnw cm | Juni Thw Zeit | Juni Thw cm | Juli Tnw Zeit | Juli Tnw cm | Juli Thw Zeit | Juli Thw cm | August Tnw Zeit | August Tnw cm | August Thw Zeit | August Thw cm | September Tnw Zeit | September Tnw cm | September Thw Zeit | September Thw cm | Oktober Tnw Zeit | Oktober Tnw cm | Oktober Thw Zeit | Oktober Thw cm | November Tnw Zeit | November Tnw cm | November Thw Zeit | November Thw cm | Dezember Tnw Zeit | Dezember Tnw cm | Dezember Thw Zeit | Dezember Thw cm | Tag |
|---|---|---|---|---|---|---|---|---|---|---|---|---|---|---|---|---|---|---|---|---|---|---|---|---|---|---|---|---|---|
| 1. | - | - | 11.44 | 647 | - | - | 11.58 | ● 670 | - | - | 1.18 | 664 | - | - | 2.48 | 652 | - | - | 2.39 | 677 | - | - | 3.17 | 709 | - | - | 3.24 | 690 | 1. |
| | - | - | - | - | - | - | - | - | - | - | 13.27 | 684 | - | - | 14.48 | 688 | - | - | 14.57 | 688 | - | - | 15.34 | 672 | - | - | 16.02 | 618 | |
| 2. | - | - | 0.01 | ● 678 | - | - | 0.33 | 674 | - | - | 2.10 | 678 | - | - | 3.23 | 682 | - | - | 3.19 | 677 | - | - | 3.45 | 697 | - | - | 4.14 | 679 | 2. |
| | - | - | 12.28 | 678 | - | - | 12.49 | 672 | - | - | 14.15 | 700 | - | - | 15.28 | 712 | - | - | 15.34 | 680 | - | - | 15.53 | 642 | - | - | 16.33 | 642 | |
| 3. | - | - | 0.41 | 698 | - | - | 1.29 | 668 | - | - | 2.59 | 672 | - | - | 3.50 | 706 | - | - | 3.54 | 678 | - | - | 3.58 | 680 | - | - | 4.38 | 650 | 3. |
| | - | - | 13.20 | 664 | - | - | 13.47 | 686 | - | - | 15.00 | 698 | - | - | 16.02 | 714 | - | - | 16.00 | 664 | - | - | 16.33 | 634 | - | - | 17.03 | 676 | |
| 4. | - | - | 1.42 | 658 | - | - | 2.20 | 678 | - | - | 3.38 | 669 | - | - | 4.33 | 660 | - | - | 4.34 | 608 | - | - | 4.48 | 663 | - | - | 5.19 | 666 | 4. |
| | - | - | 14.03 | 663 | - | - | 14.34 | 694 | - | - | 15.48 | 691 | - | - | 16.38 | 672 | - | - | 16.40 | 628 | - | - | 17.24 | 641 | - | - | 18.35 | 580 | |
| 5. | - | - | 2.31 | 671 | - | - | 3.13 | 673 | - | - | 4.28 | 658 | - | - | 4.54 | 654 | - | - | 4.44 | 654 | - | - | 5.49 | 655 | - | - | 6.14 | 626 | 5. |
| | - | - | 14.40 | 675 | - | - | 15.33 | 701 | - | - | 16.29 | 683 | - | - | 17.13 | 654 | - | - | 17.05 | 640 | - | - | 18.27 | 610 | - | - | 19.02 | 600 | |
| 6. | - | - | 3.30 | 670 | - | - | 4.10 | 674 | - | - | 5.08 | 651 | - | - | 5.30 | 638 | - | - | 5.35 | 664 | - | - | 6.58 | 548 | - | - | 7.22 | 638 | 6. |
| | - | - | 15.34 | 698 | - | - | 16.13 | 703 | - | - | 17.10 | 684 | - | - | 18.30 | 642 | - | - | 18.04 | 647 | - | - | 20.18 | 536 | - | - | 20.04 | 634 | |
| 7. | - | - | 4.14 | 673 | - | - | 4.54 | 654 | - | - | 5.40 | 658 | - | - | 6.44 | 672 | - | - | 6.40 | 620 | - | - | 8.34 | 629 | - | - | 8.42 | 664 | 7. |
| | - | - | 16.22 | 697 | - | - | 17.03 | 678 | - | - | 18.02 | 668 | - | - | 18.48 | 637 | - | - | 19.45 | 591 | - | - | 21.32 | 614 | - | - | 21.32 | 632 | |
| 8. | - | - | 5.05 | 651 | - | - | 5.48 | 655 | - | - | 6.44 | 648 | - | - | 7.42 | 640 | - | - | 8.05 | 604 | - | - | 9.48 | 642 | - | - | 10.08 | 662 | 8. |
| | - | - | 17.14 | 657 | - | - | 17.45 | 686 | - | - | 19.00 | 649 | - | - | 20.07 | 659 | - | - | 21.32 | 611 | - | - | 22.38 | 618 | - | - | 22.02 | 654 | |
| 9. | - | - | 6.15 | 595 | - | - | 6.34 | 640 | - | - | 7.31 | 634 | - | - | 8.52 | 640 | - | - | 9.22 | 656 | - | - | 10.49 | 656 | - | - | 10.48 | 646 | 9. |
| | - | - | 18.10 | 667 | - | - | 18.43 | 667 | - | - | 19.55 | 627 | - | - | 21.45 | 645 | - | - | 22.20 | 606 | - | - | 23.10 | 664 | - | - | 23.40 | 630 | |
| 10. | - | - | 7.03 | 647 | - | - | 7.35 | 634 | - | - | 8.47 | 631 | - | - | 10.12 | 655 | - | - | 11.13 | 532 | - | - | 11.28 | 700 | - | - | 11.38 | 650 | 10. |
| | - | - | 19.13 | 672 | - | - | 19.35 | 688 | - | - | 21.05 | 660 | - | - | 22.48 | 640 | - | - | 23.10 | 594 | - | - | 23.58 | 683 | - | - | - | - | |
| 11. | - | - | 8.10 | 634 | - | - | 8.25 | 649 | - | - | 9.42 | 658 | - | - | 11.08 | 653 | - | - | 12.09 | 510 | - | - | - | ○ - | - | - | 0.12 | ○ 700 | 11. |
| | - | - | 20.28 | 675 | - | - | 20.58 | 724 | - | - | 22.25 | 638 | - | - | 23.47 | 622 | - | - | 23.45 | 631 | - | - | 12.17 | 681 | - | - | 12.52 | 727 | |
| 12. | - | - | 9.15 | 654 | - | - | 9.24 | 676 | - | - | 10.50 | 656 | - | - | 11.52 | 647 | - | - | - | - | - | - | 0.53 | 655 | - | - | 0.47 | 688 | 12. |
| | - | - | 21.25 | 662 | - | - | 21.47 | 668 | - | - | 23.23 | 642 | - | - | - | - | - | - | 12.11 | 660 | - | - | 13.00 | 659 | - | - | 13.22 | 715 | |
| 13. | - | - | 10.28 | 650 | - | - | 10.22 | 650 | - | - | 11.38 | 660 | - | - | 0.28 | ○ 662 | - | - | 0.34 | ○ 632 | - | - | 1.17 | 674 | - | - | 1.50 | 690 | 13. |
| | - | - | 22.34 | 690 | - | - | 22.56 | 662 | - | - | - | - | - | - | 12.40 | 692 | - | - | 12.47 | 662 | - | - | 13.19 | 708 | - | - | 13.40 | 858 | |
| 14. | - | - | 10.55 | 692 | - | - | 11.10 | 683 | - | - | 0.12 | 646 | - | - | 1.08 | 662 | - | - | 1.08 | 655 | - | - | 1.48 | 684 | - | - | 2.19 | 797 | 14. |
| | - | - | 23.23 | 650 | - | - | 23.48 | 673 | - | - | 12.33 | 668 | - | - | 13.08 | 682 | - | - | 13.19 | 673 | - | - | 14.18 | 684 | - | - | 14.45 | 766 | |
| 15. | - | - | 11.50 | 671 | - | - | - | - | - | - | 0.42 | ○ 656 | - | - | 1.43 | 654 | - | - | 1.43 | 664 | - | - | 2.33 | 676 | - | - | 2.50 | 776 | 15. |
| | - | - | - | - | - | - | 12.03 | 672 | - | - | 13.03 | 682 | - | - | 14.00 | 666 | - | - | 13.57 | 680 | - | - | 15.00 | 667 | - | - | 15.40 | 810 | |
| 16. | - | - | 0.08 | 694 | - | - | 0.22 | ○ 670 | - | - | 1.20 | 667 | - | - | 2.18 | 631 | - | - | 2.23 | 650 | - | - | 3.19 | 674 | - | - | 3.44 | 819 | 16. |
| | - | - | 12.27 | 683 | - | - | 12.38 | 684 | - | - | 13.44 | 684 | - | - | 14.29 | 697 | - | - | 14.29 | 682 | - | - | 15.48 | 650 | - | - | 16.30 | 724 | |
| 17. | - | - | 0.45 | ○ 657 | - | - | 1.02 | 666 | - | - | 2.00 | 654 | - | - | 2.45 | 673 | - | - | 2.53 | 697 | - | - | 4.08 | 675 | - | - | 4.40 | 724 | 17. |
| | - | - | 13.09 | 648 | - | - | 13.01 | 680 | - | - | 14.13 | 693 | - | - | 14.59 | 682 | - | - | 15.09 | 696 | - | - | 16.29 | 658 | - | - | 17.30 | 670 | |
| 18. | - | - | 1.35 | 628 | - | - | 1.43 | 670 | - | - | 2.32 | 674 | - | - | 3.19 | 660 | - | - | 3.18 | 658 | - | - | 4.58 | 676 | - | - | 5.30 | 688 | 18. |
| | - | - | 13.42 | 674 | - | - | 13.53 | 690 | - | - | 14.34 | 686 | - | - | 15.34 | 662 | - | - | 16.10 | 617 | - | - | 17.34 | 644 | - | - | 18.25 | 643 | |
| 19. | - | - | 1.59 | 646 | - | - | 2.22 | 676 | - | - | 3.12 | 650 | - | - | 4.00 | 619 | - | - | 4.12 | 630 | - | - | 5.50 | 657 | - | - | 6.31 | 676 | 19. |
| | - | - | 14.13 | 660 | - | - | 14.28 | 720 | - | - | 15.12 | 683 | - | - | 16.13 | 622 | - | - | 16.44 | 683 | - | - | 18.48 | 626 | - | - | 19.34 | 604 | |
| 20. | - | - | 2.34 | 658 | - | - | 3.05 | 680 | - | - | 3.40 | 668 | - | - | 5.00 | 531 | - | - | 4.43 | 664 | - | - | 6.42 | 647 | - | - | 7.48 | 584 | 20. |
| | - | - | 14.48 | 675 | - | - | 15.08 | 703 | - | - | 15.48 | 696 | - | - | 17.23 | 562 | - | - | 17.32 | 614 | - | - | 19.59 | 616 | - | - | 21.15 | 526 | |
| 21. | - | - | 3.18 | 650 | - | - | 3.30 | 666 | - | - | 4.24 | 660 | - | - | 5.35 | 581 | - | - | 6.08 | 604 | - | - | 8.17 | 627 | - | - | 9.25 | 565 | 21. |
| | - | - | 15.14 | 681 | - | - | 15.34 | 680 | - | - | 16.28 | 674 | - | - | 17.43 | 636 | - | - | 18.45 | 640 | - | - | 21.14 | 596 | - | - | 21.59 | 584 | |
| 22. | - | - | 3.58 | 646 | - | - | 4.09 | 636 | - | - | 4.58 | 645 | - | - | 5.59 | 610 | - | - | 6.53 | 660 | - | - | 10.13 | 643 | - | - | 10.18 | 630 | 22. |
| | - | - | 15.59 | 681 | - | - | 16.23 | 664 | - | - | 17.10 | 660 | - | - | 19.04 | 602 | - | - | 20.20 | 602 | - | - | 22.37 | 621 | - | - | 22.45 | 650 | |
| 23. | - | - | 4.38 | 646 | - | - | 4.50 | 628 | - | - | 5.45 | 634 | - | - | 7.24 | 618 | - | - | 8.37 | 636 | - | - | 10.38 | 641 | - | - | 11.05 | 665 | 23. |
| | - | - | 16.44 | 689 | - | - | 16.58 | 660 | - | - | 18.04 | 649 | - | - | 20.14 | 618 | - | - | 21.54 | 646 | - | - | 23.18 | 635 | - | - | 23.30 | 674 | |
| 24. | - | - | 5.13 | 642 | - | - | 5.30 | 630 | - | - | 6.43 | 630 | - | - | 8.58 | 585 | - | - | 10.04 | 731 | - | - | 11.38 | 686 | - | - | 11.50 | 672 | 24. |
| | - | - | 17.24 | 690 | - | - | 17.33 | 656 | - | - | 18.53 | 697 | - | - | 22.15 | 581 | - | - | 22.45 | 690 | - | - | 23.52 | 666 | - | - | - | - | |
| 25. | - | - | 6.03 | 676 | - | - | 6.14 | 626 | - | - | 7.31 | 643 | - | - | 10.24 | 632 | - | - | 11.17 | 684 | - | - | - | - | - | - | 0.08 | ● 651 | 25. |
| | - | - | 18.13 | 694 | - | - | 18.33 | 655 | - | - | 20.33 | 628 | - | - | 23.04 | 639 | - | - | 23.37 | 706 | - | - | 12.13 | 650 | - | - | 12.40 | 636 | |
| 26. | - | - | 6.58 | 669 | - | - | 7.07 | 637 | - | - | 9.13 | 609 | - | - | 11.13 | 654 | - | - | - | - | - | - | 0.58 | ● 602 | - | - | 0.49 | 656 | 26. |
| | - | - | 19.15 | 703 | - | - | 19.34 | 670 | - | - | 22.08 | 610 | - | - | - | - | - | - | 12.00 | 762 | - | - | 13.13 | 652 | - | - | 13.15 | 644 | |
| 27. | - | - | 8.02 | 659 | - | - | 8.13 | 644 | - | - | 10.33 | 652 | - | - | 0.08 | ● 641 | - | - | 0.18 | ● 714 | - | - | 1.20 | 684 | - | - | 1.24 | 672 | 27. |
| | - | - | 20.14 | 674 | - | - | 20.49 | 652 | - | - | 23.03 | 666 | - | - | 12.13 | 681 | - | - | 12.35 | 695 | - | - | 13.27 | 687 | - | - | 13.49 | 659 | |
| 28. | - | - | 9.13 | 664 | - | - | 9.28 | 651 | - | - | 11.33 | 675 | - | - | 0.55 | 654 | - | - | 1.19 | 686 | - | - | 1.42 | 668 | - | - | 2.01 | 686 | 28. |
| | - | - | 21.28 | 686 | - | - | 22.08 | 670 | - | - | - | - | - | - | 13.08 | 672 | - | - | 13.12 | 704 | - | - | 14.22 | 646 | - | - | 14.30 | 684 | |
| 29. | - | - | 10.08 | 674 | - | - | 10.39 | 664 | - | - | 0.22 | ● 666 | - | - | 1.28 | 676 | - | - | 1.42 | 656 | - | - | 2.15 | 670 | - | - | 2.39 | 709 | 29. |
| | - | - | 22.25 | 683 | - | - | 23.15 | 673 | - | - | 12.28 | 685 | - | - | 13.39 | 698 | - | - | 14.03 | 654 | - | - | 14.38 | 664 | - | - | 15.12 | 686 | |
| 30. | - | - | 11.14 | 672 | - | - | 11.43 | 678 | - | - | 1.14 | 680 | - | - | 2.09 | 672 | - | - | 3.09 | 618 | - | - | 2.45 | 670 | - | - | 3.09 | 710 | 30. |
| | - | - | 23.44 | 688 | - | - | - | - | - | - | 13.18 | 702 | - | - | 14.26 | 693 | - | - | 16.31 | 680 | - | - | 15.17 | 650 | - | - | 15.39 | 680 | |
| 31. | | | | | - | - | 0.20 | ● 681 | - | - | 1.59 | 671 | | | | | - | - | 2.44 | 744 | | | | | - | - | 3.42 | 694 | 31. |
| | | | | | - | - | 12.35 | 679 | - | - | 14.08 | 689 | | | | | - | - | 14.55 | 698 | | | | | - | - | 16.10 | 648 | |
| Mittel | | - | | 668 | | - | | 669 | | - | | 663 | | - | | 650 | | - | | 655 | | - | | 653 | | - | | 671 | Mittel |

| | MTnw (cm) | MThw (cm) |
|---|---|---|
| Sommer | | 660 |

Sommerhalbjahr: 1.5. bis 31.10.

Das Tideniedrigwasser wird am Pegel nicht erfaßt

NLÖ Hildesheim

$A_{Eo}$ : 46020 $km^2$

PNP : NN - 5.00 m

Lage: 83.5 km unterhalb Gr.Weserbrücke rechts

W Tide — cm

Pegel : Spieka-Neufeld AP — Nr. 4997105

Gewässer : Weser

Gebiet : Unterweser

## Hauptwerte

| | 1999 Nov Tnw | 1999 Nov Thw | 1999 Dez Tnw | 1999 Dez Thw | 2000 Jan Tnw | 2000 Jan Thw | 2000 Feb Tnw | 2000 Feb Thw | 2000 Mrz Tnw | 2000 Mrz Thw | 2000 Apr Tnw | 2000 Apr Thw | 2000 Mai Tnw | 2000 Mai Thw | 2000 Jun Tnw | 2000 Jun Thw | 2000 Jul Tnw | 2000 Jul Thw | 2000 Aug Tnw | 2000 Aug Thw | 2000 Sep Tnw | 2000 Sep Thw | 2000 Okt Tnw | 2000 Okt Thw | 2000 Nov Tnw | 2000 Nov Thw | 2000 Dez Tnw | 2000 Dez Thw |
|---|---|---|---|---|---|---|---|---|---|---|---|---|---|---|---|---|---|---|---|---|---|---|---|---|---|---|---|---|
| Tag | | 20. | | 23. | | 15. | | 27. | | 29. | | 28. | | 12. | | 9. | | 25. | | 26. | | 20. | | 11. | | 6. | | 20. |
| N | | 586 | | 584 | | 610 | | 600 | | 555 | | 584 | | 592 | | 595 | | 626 | | 609 | | 531 | | 510 | | 536 | | 526 |
| M | | 660 | | 698 | | 681 | | 688 | | 675 | | 658 | | 658 | | 668 | | 669 | | 663 | | 650 | | 655 | | 653 | | 671 |
| H | | 746 | | 979 | | 902 | | 851 | | 782 | | 710 | | 711 | | 703 | | 724 | | 702 | | 714 | | 762 | | 709 | | 858 |
| Tag | | 27. | | 3. | | 30. | | 9. | | 9. | | 5. | | 25. | | 26. | | 11. | | 30. | | 3. | | 26. | | 1. | | 13. |

| | 1990/1999 | | 1991/2000 10 Jahre | | | | | | | | | | | | | | | | | | | | | | | | | |
|---|---|---|---|---|---|---|---|---|---|---|---|---|---|---|---|---|---|---|---|---|---|---|---|---|---|---|---|---|
| Jahr | | 1997 | | 1997 | | 1996 | | 1994 | | 1993 | | 1996 | | 1999 | | 1998 | | 1991 | | 1992 | | 1998 | | 1999 | | 1997 | | 1997 |
| N | | 512 | | 477 | | 506 | | 475 | | 495 | | 574 | | 581 | | 592 | | 600 | | 589 | | 526 | | 490 | | 512 | | 477 |
| MN | | 560 | | 554 | | 564 | | 565 | | 541 | | 587 | | 596 | | 612 | | 616 | | 607 | | 573 | | 543 | | 558 | | 555 |
| M | | 657 | | 662 | | 664 | | 664 | | 660 | | 658 | | 656 | | 663 | | 664 | | 663 | | 658 | | 659 | | 656 | | 664 |
| MH | | 763 | | 802 | | 829 | | 800 | | 771 | | 746 | | 715 | | 719 | | 729 | | 736 | | 743 | | 777 | | 754 | | 810 |
| H | | 828 | | 979 | | 968 | | 935 | | 854 | | 816 | | 726 | | 740 | | 798 | | 765 | | 827 | | 853 | | 828 | | 979 |
| Jahr | | 1992 | | 1999 | | 1994 | | 1999 | | 1994 | | 1994 | | 1996 | | 1997 | | 1998 | | 1994 | | 1995 | | 1996 | | 1992 | | 1999 |
| HThw ab 1901 | | 958 | | 949 | | 1010 | | 1045 | | 980 | | 886 | | 774 | | 799 | | 798 | | 849 | | 910 | | 932 | | 958 | | 979 |

| | Abflußjahr (*) 2000 Jahr | Datum | Winter | Sommer | Kalenderjahr 2000 Jahr | Datum |
|---|---|---|---|---|---|---|
| NTnw | 0 | 00.00. 0 | 0 | 0 | 0 | 00.00. 0 |
| NThw | 510 | 11.10.2000 | 555 | 510 | 510 | 11.10.2000 |
| M | 0 668 | | 0 677 | 0 660 | 0 666 | |
| HTnw | 0 | 00.00. 0 | 0 | 0 | 0 | 00.00. 0 |
| HThw | 979 | 03.12.1999 | 979 | 762 | 902 | 30.01.2000 |
| | 1991/2000 (*) 10 Jahre | | | | 1991/2000 | |
| NTnw | 0 | 00.00. 0 | 0 | 0 | 0 | 00.00. 0 |
| NThw | 475 | 15.02.1994 | 475 | 490 | 475 | 15.02.1994 |
| MN | 0 500 | | 0 516 | 0 536 | 0 500 | |
| M | 0 661 | | 0 661 | 0 660 | 0 661 | |
| MH | 0 902 | | 0 890 | 0 794 | 0 898 | |
| HTnw | 0 | 00.00. 0 | 0 | 0 | 0 | 00.00. 0 |
| HThw | 979 | 03.12.1999 | 979 | 853 | 979 | 03.12.1999 |

## Extremwerte **)

| | NTnw cm | NTnw Datum | NThw cm | NThw Datum | HTnw cm | HTnw Datum | HThw cm | HThw Datum |
|---|---|---|---|---|---|---|---|---|
| 1 | | | 446 | 08.03.1952 | | | 1045 | 16.02.1962 |
| 2 | | | 450 | 14.03.1964 | | | 1010 | 03.01.1976 |
| 3 | | | 450 | 02.03.1987 | | | 980 | 13.03.1906 |
| 4 | | | 454 | 17.11.1965 | | | 979 | 03.12.1999 |
| 5 | | | 454 | 17.03.1969 | | | 970 | 21.01.1976 |
| 6 | | | 456 | 07.03.1952 | | | 968 | 28.01.1994 |
| 7 | | | 457 | 15.03.1969 | | | 964 | 10.01.1995 |
| 8 | | | 460 | 08.12.1978 | | | 958 | 24.11.1981 |
| 9 | | | 464 | 16.03.1969 | | | 952 | 27.02.1990 |
| 10 | | | 469 | 13.03.1969 | | | 952 | 23.01.1993 |

## Häufigkeitstabelle (Unterschreitungstiden)

### Tideniedrigwasser

| cm a.P. | 1999 Nov | 1999 Dez | 2000 Jan | Feb | Mrz | Apr | Mai | Jun | Jul | Aug | Sep | Okt | Nov | Dez | Abflußjahr (*) 2000 Wi | So | Jahr | Kalenderjahr 2000 Jahr | 1991/2000 10 Jahre |
|---|---|---|---|---|---|---|---|---|---|---|---|---|---|---|---|---|---|---|---|
| 900 | | | | | | | | | | | | | | | | | | | |
| 880 | | | | | | | | | | | | | | | | | | | |
| 860 | | | | | | | | | | | | | | | | | | | |
| 840 | | | | | | | | | | | | | | | | | | | |
| 820 | | | | | | | | | | | | | | | | | | | |
| 800 | | | | | | | | | | | | | | | | | | | |
| 780 | | | | | | | | | | | | | | | | | | | |
| 760 | | | | | | | | | | | | | | | | | | | |
| 740 | | | | | | | | | | | | | | | | | | | |
| 720 | | | | | | | | | | | | | | | | | | | |
| 700 | | | | | | | | | | | | | | | | | | | |
| 680 | | | | | | | | | | | | | | | | | | | |
| 660 | | | | | | | | | | | | | | | | | | | |
| 640 | | | | | | | | | | | | | | | | | | | |
| 620 | | | | | | | | | | | | | | | | | | | |
| 600 | | | | | | | | | | | | | | | | | | | |
| 580 | | | | | | | | | | | | | | | | | | | |
| 560 | | | | | | | | | | | | | | | | | | | |
| 540 | | | | | | | | | | | | | | | | | | | |
| 520 | | | | | | | | | | | | | | | | | | | |
| 500 | | | | | | | | | | | | | | | | | | | |
| 480 | | | | | | | | | | | | | | | | | | | |
| 460 | | | | | | | | | | | | | | | | | | | |
| 440 | | | | | | | | | | | | | | | | | | | |
| 420 | | | | | | | | | | | | | | | | | | | |
| 400 | | | | | | | | | | | | | | | | | | | |
| 380 | | | | | | | | | | | | | | | | | | | |
| 360 | | | | | | | | | | | | | | | | | | | |
| 340 | | | | | | | | | | | | | | | | | | | |
| 320 | | | | | | | | | | | | | | | | | | | |
| 300 | | | | | | | | | | | | | | | | | | | |
| 280 | | | | | | | | | | | | | | | | | | | |
| 260 | | | | | | | | | | | | | | | | | | | |
| 240 | | | | | | | | | | | | | | | | | | | |
| 220 | | | | | | | | | | | | | | | | | | | |
| 200 | | | | | | | | | | | | | | | | | | | |
| 180 | | | | | | | | | | | | | | | | | | | |
| 160 | | | | | | | | | | | | | | | | | | | |
| 140 | | | | | | | | | | | | | | | | | | | |
| 120 | | | | | | | | | | | | | | | | | | | |
| 100 | | | | | | | | | | | | | | | | | | | |
| 80 | | | | | | | | | | | | | | | | | | | |
| 60 | | | | | | | | | | | | | | | | | | | |
| 40 | | | | | | | | | | | | | | | | | | | |
| 20 | | | | | | | | | | | | | | | | | | | |

### Tidehochwasser

| cm a.P. | 1999 Nov | 1999 Dez | 2000 Jan | Feb | Mrz | Apr | Mai | Jun | Jul | Aug | Sep | Okt | Nov | Dez | Abflußjahr (*) 2000 Wi | So | Jahr | Kalenderjahr 2000 Jahr | 1991/2000 10 Jahre |
|---|---|---|---|---|---|---|---|---|---|---|---|---|---|---|---|---|---|---|---|
| 1200 | | | | | | | | | | | | | | | | | | | |
| 1180 | | | | | | | | | | | | | | | | | | | |
| 1160 | | | | | | | | | | | | | | | | | | | |
| 1140 | | | | | | | | | | | | | | | | | | | |
| 1120 | | | | | | | | | | | | | | | | | | | |
| 1100 | | | | | | | | | | | | | | | | | | | |
| 1080 | | | | | | | | | | | | | | | | | | | |
| 1060 | | | | | | | | | | | | | | | | | | | |
| 1040 | | | | | | | | | | | | | | | | | | | |
| 1020 | | | | | | | | | | | | | | | | | | | |
| 1000 | | | | | | | | | | | | | | | | | | | |
| 980 | | 60 | | | | | | | | | | | | | 352 | | 707 | | 705.9 |
| 960 | | 59 | | | | | | | | | | | | | 351 | | 706 | | 705.6 |
| 940 | | 59 | | | | | | | | | | | | | 351 | | 706 | | 705.5 |
| 920 | | 59 | 60 | | | | | | | | | | | | 351 | | 706 | 707 | 705.4 |
| 900 | | 59 | 59 | | | | | | | | | | | | 350 | | 705 | 706 | 705.3 |
| 880 | | 59 | 59 | | | | | | | | | | | | 350 | | 705 | 706 | 705.2 |
| 860 | | 59 | 59 | 56 | | | | | | | | | | 60 | 350 | | 705 | 706 | 704.6 |
| 840 | | 59 | 59 | 54 | | | | | | | | | | 59 | 348 | | 703 | 703 | 703.7 |
| 820 | | 59 | 59 | 54 | | | | | | | | | | 59 | 348 | | 703 | 703 | 702.6 |
| 800 | | 57 | 59 | 54 | 60 | | | | | | | | | 57 | 346 | | 701 | 701 | 700.2 |
| 780 | | 56 | 59 | 54 | 59 | | | | | | | 60 | | 56 | 344 | 355 | 699 | 699 | 697.1 |
| 760 | 58 | 53 | 59 | 53 | 57 | | | | | | | 59 | | 54 | 338 | 354 | 692 | 693 | 692.2 |
| 740 | 57 | 51 | 57 | 50 | 55 | | | | 59 | | | 58 | | 54 | 328 | 353 | 681 | 685 | 681.9 |
| 720 | 56 | 42 | 53 | 48 | 50 | 58 | 60 | 58 | 57 | 60 | 58 | 57 | 58 | 51 | 307 | 350 | 657 | 668 | 660.5 |
| 700 | 53 | 35 | 47 | 41 | 43 | 56 | 59 | 57 | 54 | 58 | 55 | 54 | 55 | 47 | 275 | 337 | 612 | 626 | 615.3 |
| 680 | 43 | 23 | 35 | 23 | 33 | 48 | 50 | 42 | 43 | 43 | 46 | 41 | 46 | 38 | 205 | 265 | 470 | 488 | 516.0 |
| 660 | 25 | 16 | 18 | 14 | 19 | 27 | 30 | 20 | 16 | 25 | 34 | 30 | 32 | 27 | 119 | 155 | 274 | 292 | 350.6 |
| 640 | 18 | 6 | 3 | 5 | 10 | 11 | 8 | 3 | 6 | 9 | 18 | 19 | 14 | 15 | 53 | 63 | 116 | 121 | 178.5 |
| 620 | 8 | 2 | 2 | 1 | 7 | 5 | 5 | 1 | | 2 | 10 | 13 | 8 | 8 | 25 | 31 | 56 | 62 | 80.7 |
| 600 | 3 | 1 | | | 5 | 1 | 1 | 1 | | | 5 | 4 | 3 | 5 | 10 | 11 | 21 | 25 | 37.1 |
| 580 | | | | | 4 | | | | | | 2 | 2 | 2 | 2 | 4 | 4 | 8 | 12 | 20.7 |
| 560 | | | | | 1 | | | | | | 1 | 2 | 2 | 1 | 1 | 3 | 4 | 7 | 12.4 |
| 540 | | | | | | | | | | | 1 | 2 | 1 | 1 | | 3 | 3 | 5 | 6.1 |
| 520 | | | | | | | | | | | | 1 | | | | 1 | 1 | 1 | 2.7 |
| 500 | | | | | | | | | | | | | | | | | | | 0.7 |
| 480 | | | | | | | | | | | | | | | | | | | 0.2 |
| 460 | | | | | | | | | | | | | | | | | | | |
| 440 | | | | | | | | | | | | | | | | | | | |
| 420 | | | | | | | | | | | | | | | | | | | |
| 400 | | | | | | | | | | | | | | | | | | | |
| 380 | | | | | | | | | | | | | | | | | | | |
| 360 | | | | | | | | | | | | | | | | | | | |
| 340 | | | | | | | | | | | | | | | | | | | |
| 320 | | | | | | | | | | | | | | | | | | | |

(*) Abflußjahr: 1.11. des Vorjahres bis 31.10.
Das Tiedeniedrigwasser wird am Pegel nicht erfaßt
**) Extremwerte ab 1901

NLÖ Hildesheim

$A_{Eo}$ : 12442 km²
PNP :NN + 114.95 m
Lage: 0.7 km unterh. v.Werra u.Fulda links

# Q
m³/s

Pegel : Hann.-Münden Nr. 43100109
Gewässer : Weser
Gebiet : Oberweser

## Tageswerte

| Tag | 1999 Nov | 1999 Dez | 2000 Jan | Feb | Mrz | Apr | Mai | Jun | Jul | Aug | Sep | Okt | Nov | Dez |
|---|---|---|---|---|---|---|---|---|---|---|---|---|---|---|
| 1. | 49.1 | 68.1 | 191 | 308 | 314 | 161 | 96.7 | 54.5 | 55.9 | 63.8 | 56.1 | 53.7 | 74.4 | 88.4 |
| 2. | 53.2 | 68.9 | 185 | 284 | 342 | 152 | 86.8 | 53.7 | 58.5 | 58.2 | 59.3 | 54.8 | 86.9 | 84.6 |
| 3. | 53.5 | 68.8 | 179 | 263 | 348 | 144 | 81.5 | 63.5 | 68.6 | 55.1 | 68.3 | 58.2 | 84.3 | 81.2 |
| 4. | 56.8 | 71.8 | 168 | 252 | 365 | 138 | 78.6 | 75.4 | 69.1 | 61.5 | 67.7 | 56.6 | 92.9 | 76.7 |
| 5. | 53.5 | 71.0 | 176 | 243 | 393 | 135 | 73.9 | 72.2 | 69.5 | 63.6 | 60.7 | 55.7 | 100 | 64.8 |
| 6. | 48.0 | 72.9 | 200 | 230 | 367 | 128 | 70.9 | 81.8 | 57.6 | 57.9 | 49.6 | 55.8 | 84.4 | 62.3 |
| 7. | 45.7 | 73.2 | 202 | 218 | 325 | 118 | 69.0 | 65.9 | 50.5 | 54.5 | 57.3 | 56.8 | 77.8 | 60.8 |
| 8. | 49.0 | 84.8 | 187 | 198 | 309 | 111 | 67.6 | 62.0 | 51.3 | 55.1 | 57.6 | 57.5 | 77.0 | 60.2 |
| 9. | 48.7 | 103 | 182 | 199 | 360 | 107 | 72.3 | 56.0 | 56.7 | 58.6 | 71.9 | 58.3 | 75.6 | 58.9 |
| 10. | 47.9 | 106 | 177 | 217 | 394 | 104 | 70.1 | 54.0 | 67.8 | 58.5 | 59.3 | 60.6 | 74.7 | 58.3 |
| 11. | 59.4 | 103 | 179 | 210 | 396 | 101 | 68.2 | 59.8 | 63.3 | 57.1 | 56.7 | 65.2 | 72.0 | 61.3 |
| 12. | 86.7 | 118 | 166 | 207 | 391 | 98.9 | 64.6 | 60.0 | 64.3 | 58.1 | 55.3 | 69.5 | 69.9 | 74.5 |
| 13. | 82.8 | 207 | 146 | 206 | 385 | 99.3 | 61.7 | 54.0 | 55.2 | 58.6 | 55.7 | 82.8 | 74.4 | 77.1 |
| 14. | 73.8 | 245 | 132 | 204 | 344 | 102 | 60.0 | 52.5 | 57.1 | 54.1 | 61.6 | 70.5 | 89.9 | 84.9 |
| 15. | 67.2 | 244 | 120 | 205 | 325 | 99.9 | 58.1 | 54.9 | 59.6 | 55.7 | 65.2 | 111 | 106 | 91.2 |
| 16. | 64.4 | 209 | 114 | 224 | 353 | 96.2 | 57.3 | 54.5 | 70.5 | 61.5 | 62.6 | 126 | 109 | 136 |
| 17. | 61.3 | 173 | 108 | 283 | 318 | 91.6 | 58.1 | 54.3 | 67.5 | 57.2 | 60.0 | 99.4 | 100 | 146 |
| 18. | 59.7 | 158 | 106 | 274 | 318 | 88.5 | 58.4 | 54.2 | 57.7 | 53.6 | 70.1 | 62.5 | 90.9 | 113 |
| 19. | 59.2 | 147 | 108 | 250 | 358 | 91.2 | 59.6 | 56.0 | 53.4 | 73.1 | 69.1 | 61.1 | 84.0 | 97.5 |
| 20. | 59.1 | 141 | 113 | 296 | 352 | 95.4 | 67.2 | 55.0 | 53.8 | 64.6 | 58.7 | 58.0 | 81.4 | 90.9 |
| 21. | 56.9 | 130 | 111 | 305 | 318 | 93.8 | 64.8 | 54.1 | 54.3 | 78.7 | 56.3 | 57.6 | 81.6 | 85.4 |
| 22. | 55.2 | 120 | 114 | 276 | 288 | 86.5 | 65.9 | 54.7 | 55.5 | 79.1 | 64.6 | 57.7 | 78.8 | 79.7 |
| 23. | 57.6 | 113 | 121 | 252 | 259 | 83.2 | 66.0 | 55.5 | 56.5 | 68.1 | 74.0 | 52.2 | 79.4 | 76.0 |
| 24. | 61.5 | 110 | 113 | 251 | 240 | 86.8 | 62.8 | 57.9 | 55.9 | 63.2 | 64.7 | 51.7 | 80.7 | 75.2 |
| 25. | 65.8 | 126 | 102 | 349 | 220 | 86.6 | 63.7 | 58.9 | 70.7 | 53.0 | 60.2 | 53.4 | 78.2 | 79.1 |
| 26. | 75.7 | 183 | 93.5 | 443 | 209 | 83.4 | 62.7 | 56.9 | 72.2 | 57.3 | 58.4 | 56.9 | 75.0 | 79.5 |
| 27. | 79.9 | 289 | 89.9 | 395 | 193 | 79.4 | 59.9 | 52.3 | 59.6 | 58.3 | 56.1 | 56.6 | 73.7 | 79.8 |
| 28. | 79.4 | 321 | 90.5 | 342 | 180 | 76.5 | 58.1 | 52.3 | 60.4 | 58.4 | 54.7 | 65.0 | 80.9 | 90.5 |
| 29. | 72.9 | 296 | 92.1 | 319 | 171 | 75.5 | 56.1 | 55.9 | 62.7 | 55.7 | 55.8 | 65.7 | 88.2 | 103 |
| 30. | 69.0 | 235 | 174 | | 163 | 88.4 | 56.0 | 55.2 | 66.6 | 55.0 | 54.8 | 65.7 | 93.6 | 93.7 |
| 31. | | 207 | 318 | | 165 | | 56.6 | | 70.0 | 55.8 | | 63.8 | | 83.5 |

## Hauptwerte

| | | | | | | | | | | | | | | |
|---|---|---|---|---|---|---|---|---|---|---|---|---|---|---|
| Tag | | 7. | 1. | 27. | 8. | 30. | 29. | 30. | 27.+ | 7. | 25. | 6. | 24. | 12. | 10. |
| NQ | | 45.7 | 68.1 | 89.9 | 198 | 163 | 75.5 | 56.0 | 52.3 | 50.5 | 53.0 | 49.6 | 51.7 | 69.9 | 58.3 |
| MQ | | 61.8 | 150 | 147 | 266 | 305 | 103 | 66.2 | 58.3 | 61.0 | 60.1 | 60.7 | 65.2 | 83.9 | 83.7 |
| HQ | | 93.8 | 326 | 339 | 464 | 408 | 167 | 100 | 121 | 84.6 | 98.2 | 82.1 | 135 | 120 | 156 |
| Tag | | 12. | 28. | 31. | 26. | 11. | 1. | 1. | 3. | 3. | 19. | 23. | 16. | 15. | 16. |
| $h_N$ | mm | 64 | 117 | 59 | 94 | 88 | 41 | 46 | 50 | 121 | 64 | 81 | 57 | 57 | 52 |
| $h_A$ | mm | 13 | 32 | 32 | 54 | 66 | 21 | 14 | 12 | 13 | 13 | 13 | 14 | 17 | 18 |
| | | 1940/1999 | | 1941/2000 60 Jahre | | | | | | | | | | | |
| Jahr | | 1949 | 1953 | 1954 | 1972 | 1963 | 1960 | 1944 | 1945 | 1943 | 1964 | 1959 | 1949 | 1949 | 1953 |
| NQ | | 18.7 | 21.6 | 21.2 | 28.9 | 30.6 | 35.5 | 38.8 | 35.0 | 29.3 | 22.1 | 19.6 | 19.8 | 18.7 | 21.6 |
| MNQ | | 58.7 | 73.4 | 80.2 | 92.7 | 91.3 | 91.1 | 65.5 | 60.1 | 56.0 | 52.4 | 52.0 | 50.3 | 58.3 | 73.3 |
| MQ | | 100 | 144 | 160 | 175 | 174 | 150 | 95.7 | 87.2 | 79.8 | 68.9 | 66.2 | 73.9 | 96.8 | 144 |
| MHQ | | 200 | 314 | 346 | 367 | 349 | 280 | 209 | 175 | 149 | 120 | 111 | 139 | 184 | 313 |
| HQ | | 1090 | 862 | 1060 | 1540 | 1020 | 848 | 817 | 836 | 890 | 642 | 321 | 636 | 803 | 862 |
| Jahr | | 1940 | 1993 | 1995 | 1946 | 1947 | 1994 | 1984 | 1981 | 1956 | 1981 | 1998 | 1998 | 1998 | 1993 |
| | | 1955/1999 | | 1956/2000 45 Jahre | | | | | | | | | | | |
| $Mh_N$ | mm | 64 | 76 | 63 | 50 | 58 | 57 | 66 | 77 | 77 | 69 | 59 | 61 | 65 | 75 |
| $Mh_A$ | mm | 21 | 31 | 35 | 35 | 38 | 31 | 21 | 18 | 17 | 15 | 14 | 16 | 20 | 31 |

| | | Abflußjahr (*) 2000 Jahr | Datum | Winter | Sommer | Kalenderjahr 2000 Jahr | Datum |
|---|---|---|---|---|---|---|---|
| NQ | m³/s | 45.7 | am 07.11.1999 | 45.7 | 49.6 | 49.6 | am 06.09.2000 |
| MQ | m³/s | 117 | | 172 | 62.0 | 113 | |
| HQ | m³/s | 464 | am 26.02.2000 bei W= 413 cm | 464 | 135 | 464 | am 26.02.2000 bei W= 413 cm |
| Nq | l/(s km²) | 3.68 | | 3.68 | 3.99 | 3.99 | |
| Mq | l/(s km²) | 9.39 | | 13.8 | 4.98 | 9.08 | |
| Hq | l/(s km²) | 37.3 | | 37.3 | 10.9 | 37.3 | |
| $h_N$ | mm | 882 | | 463 | 419 | 810 | |
| $h_A$ | mm | 296 | | 218 | 79 | 287 | |
| | | 1941/2000 (*) 60 Jahre | | | | 1941/2000 | |
| NQ | m³/s | 18.7 | am 02.11.1949 | 18.7 | 19.6 | 18.7 | am 02.11.1949 |
| MNQ | m³/s | 36.2 | | 48.4 | 42.8 | 38.9 | |
| MQ | m³/s | 114 | | 151 | 78.6 | 114 | |
| MHQ | m³/s | 628 | | 580 | 303 | 599 | |
| HQ | m³/s | 1540 | am 10.02.1946 bei W= 766 cm | 1540 | 890 | 1540 | am 10.02.1946 bei W= 766 cm |
| $HQ_1$ | m³/s | 474 | | 448 | 164 | 474 | |
| $HQ_5$ | m³/s | 826 | | 806 | 380 | 826 | |
| MNq | l/(s km²) | 2.91 | | 3.89 | 3.44 | 3.13 | |
| Mq | l/(s km²) | 9.16 | | 12.1 | 6.32 | 9.16 | |
| MHq | l/(s km²) | 50.4 | | 46.6 | 24.3 | 48.1 | |
| | | 1956/2000 (*) 45 Jahre | | | | 1956/2000 | |
| $Mh_N$ | mm | 775 | | 367 | 408 | 775 | |
| $Mh_A$ | mm | 289 | | 191 | 100 | 290 | |

## Extremwerte

| | Niedrigwasser m³/s | l/(s km²) | Datum | Hochwasser m³/s | l/(s km²) | cm | Datum |
|---|---|---|---|---|---|---|---|
| 1 | 15.7 | 1.26 | 14.10.1921 | 2100 *) | 169 | 836 | 17.05.1943 |
| 2 | 18.7 | 1.50 | 02.11.1949 | 1540 | 124 | 766 | 10.02.1946 |
| 3 | 19.6 | 1.58 | 17.09.1959 | 1330 | 107 | 722 | 01.01.1926 |
| 4 | 19.8 | 1.59 | 28.08.1934 | 1090 | 87.6 | 652 | 06.11.1940 |
| 5 | 20.9 | 1.68 | 06.01.1938 | 1060 | 85.2 | 633 | 31.01.1995 |
| 6 | 21.2 | 1.70 | 07.01.1954 | 1050 | 84.4 | 652 | 29.11.1939 |
| 7 | 21.7 | 1.74 | 13.09.1964 | 1020 | 82.0 | 642 | 15.03.1947 |
| 8 | 21.9 | 1.76 | 21.09.1947 | 974 | 78.3 | 629 | 20.03.1942 |
| 9 | 22.9 | 1.84 | 31.10.1976 | 890 | 71.5 | 571 | 20.07.1956 |
| 10 | 23.4 | 1.88 | 29.09.1929 | 862 | 69.3 | 570 | 23.12.1993 |

## Dauertabelle

| Unter schreitungs dauer in Tagen | Unterschrittene Abflüsse m³/s: Abfluß-jahr (*) 2000 | Kalender jahr 2000 | 1941/2000 60 Kalenderjahre Obere Hüllwerte | Mittlere Werte | Untere Hüllwerte |
|---|---|---|---|---|---|
| (365) | | | | | |
| 364 | 396 | 396 | 1540 | 675 | 150 |
| 363 | 395 | 395 | 1080 | 604 | 139 |
| 362 | 394 | 394 | 998 | 541 | 139 |
| 361 | 393 | 393 | 890 | 508 | 137 |
| 360 | 391 | 391 | 878 | 483 | 124 |
| 359 | 385 | 385 | 820 | 459 | 124 |
| 358 | 367 | 367 | 794 | 434 | 118 |
| 357 | 365 | 365 | 784 | 418 | 116 |
| 356 | 360 | 360 | 740 | 404 | 114 |
| 350 | 344 | 344 | 603 | 332 | 95.2 |
| 340 | 318 | 314 | 492 | 267 | 82.1 |
| 330 | 283 | 263 | 413 | 228 | 78.5 |
| 320 | 244 | 220 | 355 | 201 | 76.8 |
| 300 | 199 | 179 | 292 | 163 | 70.3 |
| 270 | 130 | 111 | 232 | 128 | 57.8 |
| 240 | 99.4 | 91.2 | 192 | 105 | 53.5 |
| 210 | 79.1 | 81.2 | 168 | 91.1 | 49.3 |
| 183 | 70.0 | 74.5 | 146 | 81.0 | 46.5 |
| 150 | 64.6 | 66.6 | 130 | 70.3 | 41.1 |
| 130 | 61.5 | 63.5 | 120 | 65.0 | 37.6 |
| 120 | 59.9 | 61.7 | 116 | 62.4 | 33.3 |
| 110 | 59.1 | 60.4 | 110 | 60.2 | 31.9 |
| 100 | 58.4 | 59.6 | 105 | 58.6 | 29.4 |
| 90 | 57.9 | 58.5 | 100 | 56.5 | 28.4 |
| 80 | 57.3 | 58.1 | 97.1 | 55.0 | 27.5 |
| 70 | 56.7 | 57.5 | 94.5 | 52.8 | 27.0 |
| 60 | 56.1 | 56.7 | 92.4 | 50.7 | 26.6 |
| 50 | 55.8 | 56.1 | 90.9 | 48.7 | 24.2 |
| 40 | 55.1 | 55.8 | 89.5 | 46.1 | 23.4 |
| 30 | 54.5 | 55.0 | 88.6 | 43.0 | 22.9 |
| 25 | 54.1 | 54.7 | 88.6 | 40.7 | 22.5 |
| 20 | 53.6 | 54.3 | 87.6 | 37.1 | 22.5 |
| 15 | 53.2 | 54.0 | 87.6 | 33.6 | 21.9 |
| 10 | 52.2 | 53.6 | 84.0 | 29.9 | 21.6 |
| 9 | 51.7 | 53.4 | 84.0 | 29.0 | 21.2 |
| 8 | 51.3 | 53.0 | 83.1 | 28.5 | 21.2 |
| 7 | 50.5 | 52.5 | 83.1 | 27.6 | 21.2 |
| 6 | 49.6 | 52.5 | 82.1 | 26.8 | 20.9 |
| 5 | 49.1 | 52.3 | 81.2 | 26.1 | 20.2 |
| 4 | 49.0 | 52.2 | 80.3 | 25.3 | 20.2 |
| 3 | 48.7 | 51.7 | 80.2 | 24.5 | 19.8 |
| 2 | 48.0 | 51.3 | 79.4 | 23.6 | 19.8 |
| 1 | 47.9 | 50.5 | 79.3 | 22.5 | 19.5 |
| 0 | 45.7 | 49.6 | 77.4 | 18.7 | 18.7 |

(*) Abflußjahr: 1.11. des Vorjahres bis 31.10.

HQ1, HQ5 : Jahresreihe 1921/2000

Extremwerte ab 1921

Wasserstände bis 1954 für Weser-Km -0.0; die Abflüsse sind durch Talsperrenbetrieb beeinflußt

*) durch Bruch der Edertalsperre (in der Statistik nicht berücksichtigt)

eisfrei

BfG Koblenz

$A_{Eo}$ : 12996 km²
PNP :NN + 98.00 m
Lage: 36.0 km unterh. v.Werra u.Fulda links

# Q
m³/s

Pegel : Wahmbeck Nr. 43900105
Gewässer : Weser
Gebiet : Oberweser

## Tageswerte

| Tag | 1999 Nov | 1999 Dez | 2000 Jan | Feb | Mrz | Apr | Mai | Jun | Jul | Aug | Sep | Okt | Nov | Dez |
|---|---|---|---|---|---|---|---|---|---|---|---|---|---|---|
| 1. | 52.8 | 69.8 | 201 | 324 | 320 | 176 | 104 | 59.3 | 59.5 | 69.3 | 58.6 | 56.8 | 68.9 | 92.7 |
| 2. | 57.2 | 70.8 | 194 | 298 | 341 | 167 | 95.5 | 57.0 | 59.7 | 62.4 | 61.3 | 56.7 | 90.8 | 88.3 |
| 3. | 59.4 | 71.2 | 188 | 274 | 359 | 160 | 89.3 | 56.2 | 69.8 | 59.5 | 68.4 | 59.7 | 85.6 | 85.1 |
| 4. | 60.4 | 74.0 | 179 | 263 | 366 | 153 | 84.3 | 89.1 | 77.9 | 60.9 | 72.3 | 59.5 | 93.0 | 81.9 |
| 5. | 61.2 | 72.5 | 187 | 254 | 392 | 149 | 81.2 | 76.0 | 80.8 | 65.5 | 67.2 | 57.4 | 104 | 69.3 |
| 6. | 52.9 | 75.6 | 201 | 241 | 375 | 145 | 76.2 | 91.5 | 65.0 | 60.4 | 56.1 | 58.0 | 90.9 | 65.4 |
| 7. | 50.2 | 77.3 | 213 | 229 | 333 | 134 | 73.9 | 73.5 | 56.1 | 54.2 | 58.3 | 57.7 | 80.5 | 63.2 |
| 8. | 53.4 | 88.3 | 196 | 210 | 321 | 125 | 72.2 | 68.1 | 54.9 | 54.6 | 60.6 | 59.6 | 79.9 | 62.9 |
| 9. | 54.7 | 104 | 190 | 208 | 390 | 120 | 76.2 | 60.2 | 59.5 | 58.8 | 70.2 | 59.5 | 77.8 | 61.7 |
| 10. | 51.8 | 118 | 184 | 223 | 416 | 117 | 75.6 | 56.6 | 71.2 | 59.6 | 67.1 | 61.8 | 77.0 | 59.8 |
| 11. | 59.3 | 111 | 186 | 221 | 412 | 114 | 73.1 | 59.8 | 67.8 | 58.4 | 58.6 | 64.7 | 75.1 | 62.9 |
| 12. | 87.6 | 122 | 176 | 214 | 399 | 111 | 69.6 | 66.5 | 67.5 | 57.2 | 59.4 | 69.0 | 72.4 | 72.8 |
| 13. | 88.4 | 201 | 158 | 215 | 395 | 111 | 66.1 | 58.3 | 59.1 | 59.4 | 58.1 | 81.5 | 72.7 | 81.8 |
| 14. | 77.4 | 253 | 143 | 213 | 359 | 114 | 63.9 | 55.8 | 58.1 | 56.4 | 60.4 | 76.6 | 90.2 | 85.7 |
| 15. | 69.2 | 257 | 131 | 212 | 341 | 113 | 61.6 | 56.7 | 60.3 | 56.7 | 69.2 | 95.5 | 101 | 91.5 |
| 16. | 65.4 | 226 | 124 | 224 | 364 | 109 | 61.0 | 58.0 | 69.8 | 64.2 | 65.7 | 129 | 116 | 128 |
| 17. | 62.5 | 186 | 116 | 281 | 331 | 104 | 60.3 | 57.2 | 74.5 | 60.5 | 63.7 | 115 | 106 | 154 |
| 18. | 60.5 | 171 | 113 | 285 | 326 | 100 | 62.5 | 56.9 | 62.0 | 57.6 | 66.6 | 70.2 | 95.7 | 125 |
| 19. | 60.4 | 158 | 115 | 261 | 357 | 101 | 63.0 | 58.9 | 56.2 | 76.6 | 76.8 | 63.3 | 89.3 | 106 |
| 20. | 60.3 | 152 | 120 | 294 | 361 | 106 | 71.6 | 58.7 | 56.6 | 76.9 | 63.6 | 61.8 | 84.0 | 95.5 |
| 21. | 58.2 | 141 | 122 | 314 | 328 | 106 | 69.1 | 57.7 | 56.9 | 76.9 | 58.8 | 59.3 | 84.3 | 90.9 |
| 22. | 56.2 | 131 | 123 | 287 | 301 | 98.8 | 69.4 | 57.5 | 57.9 | 84.2 | 64.9 | 60.1 | 82.0 | 84.1 |
| 23. | 57.0 | 123 | 132 | 261 | 274 | 93.2 | 71.2 | 58.4 | 59.2 | 71.7 | 74.8 | 56.6 | 82.5 | 79.5 |
| 24. | 63.5 | 117 | 125 | 259 | 254 | 97.2 | 68.0 | 61.0 | 57.9 | 64.9 | 71.0 | 54.3 | 82.6 | 77.8 |
| 25. | 67.4 | 127 | 112 | 340 | 235 | 96.5 | 67.7 | 63.2 | 69.9 | 57.4 | 63.5 | 54.5 | 81.7 | 80.6 |
| 26. | 75.9 | 180 | 102 | 442 | 222 | 94.1 | 67.5 | 61.6 | 75.1 | 58.0 | 62.4 | 58.2 | 77.7 | 82.2 |
| 27. | 82.3 | 291 | 96.5 | 409 | 207 | 89.0 | 64.8 | 56.4 | 66.7 | 61.0 | 59.5 | 58.5 | 76.1 | 82.1 |
| 28. | 82.4 | 327 | 96.9 | 353 | 192 | 85.7 | 61.8 | 55.4 | 64.2 | 61.2 | 57.9 | 65.0 | 80.5 | 88.6 |
| 29. | 76.7 | 309 | 102 | 328 | 184 | 83.6 | 59.6 | 58.0 | 63.5 | 58.7 | 58.7 | 67.5 | 89.3 | 104 |
| 30. | 71.0 | 253 | 185 | | 174 | 93.5 | 59.8 | 58.7 | 70.2 | 58.0 | 57.5 | 68.2 | 95.7 | 100 |
| 31. | | 219 | 319 | | 176 | | 59.9 | | 76.3 | 58.9 | | 66.4 | | 89.0 |

## Hauptwerte

| | 1999 Nov | 1999 Dez | 2000 Jan | Feb | Mrz | Apr | Mai | Jun | Jul | Aug | Sep | Okt | Nov | Dez |
|---|---|---|---|---|---|---|---|---|---|---|---|---|---|---|
| Tag | 7. | 1. | 27. | 9. | 30. | 29. | 29. | 28. | 8. | 7. | 6. | 24. | 1. | 10. |
| NQ | 50.2 | 69.8 | 96.5 | 208 | 174 | 83.6 | 59.6 | 55.4 | 54.9 | 54.2 | 56.1 | 54.3 | 68.9 | 59.8 |
| MQ | 64.5 | 157 | 156 | 274 | 316 | 115 | 71.0 | 62.1 | 64.6 | 62.6 | 63.7 | 67.2 | 86.1 | 86.8 |
| HQ | 97.3 | 333 | 350 | 456 | 465 | 179 | 108 | 122 | 90.0 | 105 | 82.8 | 133 | 123 | 159 |
| Tag | 12. | 28. | 31. | 26. | 9. | 1. | 1. | 4. | 4. | 19. | 19. | 16. | 16. | 17. |
| $h_N$ mm | 64 | 117 | 60 | 94 | 89 | 40 | 47 | 50 | 120 | 64 | 80 | 57 | 56 | 53 |
| $h_A$ mm | 13 | 32 | 32 | 53 | 65 | 23 | 15 | 12 | 13 | 13 | 13 | 14 | 17 | 18 |

| | 1940/1999 | | 1941/2000 60 Jahre | | | | | | | | | | | |
|---|---|---|---|---|---|---|---|---|---|---|---|---|---|---|
| Jahr | 1949 | 1953 | 1954 | 1972 | 1963 | 1960 | 1944 | 1944 | 1943 | 1964 | 1959 | 1949 | 1949 | 1953 |
| NQ | 20.5 | 23.8 | 24.2 | 28.0 | 32.1 | 39.1 | 40.0 | 40.7 | 27.5 | 22.4 | 20.3 | 19.1 | 20.5 | 23.8 |
| MNQ | 61.8 | 77.3 | 85.2 | 98.6 | 97.5 | 97.8 | 69.3 | 63.3 | 58.6 | 54.8 | 54.6 | 52.9 | 61.4 | 77.1 |
| MQ | 104 | 151 | 169 | 182 | 183 | 158 | 101 | 91.5 | 84.4 | 72.0 | 69.3 | 77.7 | 101 | 151 |
| MHQ | 205 | 313 | 343 | 371 | 362 | 280 | 193 | 175 | 154 | 125 | 114 | 137 | 190 | 313 |
| HQ | 989 | 844 | 1040 | 1600 | 916 | 840 | 1900 | 845 | 919 | 617 | 331 | 637 | 850 | 844 |
| Jahr | 1940 | 1993 | 1995 | 1946 | 1947 | 1994 | 1943 * | 1984 | 1956 | 1981 | 1998 | 1998 | 1998 | 1993 |

| | 1960/1999 | | 1961/2000 40 Jahre | | | | | | | | | | | |
|---|---|---|---|---|---|---|---|---|---|---|---|---|---|---|
| $Mh_N$ mm | 68 | 77 | 63 | 51 | 60 | 58 | 66 | 77 | 74 | 67 | 59 | 59 | 68 | 76 |
| $Mh_A$ mm | 21 | 31 | 35 | 35 | 38 | 32 | 21 | 18 | 17 | 15 | 14 | 16 | 20 | 31 |

| | Abflußjahr (*) 2000 Jahr | Datum | Winter | Sommer | Kalenderjahr 2000 Jahr | Datum |
|---|---|---|---|---|---|---|
| NQ m³/s | 50.2 | am 07.11.1999 | 50.2 | 54.2 | 54.2 | am 07.08.2000 |
| MQ m³/s | 123 | | 181 | 65.2 | 118 | |
| HQ m³/s | 465 | am 09.03.2000 bei W= 427 cm | 465 | 133 | 465 | am 09.03.2000 bei W= 427 cm |
| Nq l/(s km²) | 3.86 | | 3.86 | 4.17 | 4.17 | |
| Mq l/(s km²) | 9.43 | | 13.9 | 5.02 | 9.11 | |
| Hq l/(s km²) | 35.8 | | 35.8 | 10.2 | 35.8 | |
| $h_N$ mm | 882 | | 464 | 418 | 810 | |
| $h_A$ mm | 297 | | 218 | 80 | 288 | |
| | 1941/2000 (*) 60 Jahre | | | | 1941/2000 | |
| NQ m³/s | 19.1 | am 20.10.1949 | 20.5 | 19.1 | 19.1 | am 20.10.1949 |
| MNQ m³/s | 38.6 | | 50.8 | 45.4 | 41.5 | |
| MQ m³/s | 120 | | 158 | 82.7 | 120 | |
| MHQ m³/s | 627 | | 576 | 306 | 601 | |
| HQ m³/s | 1600 | am 10.02.1946 bei W= 758 cm | 1600 | 919 | 1600 | am 10.02.1946 bei W= 758 cm |
| $HQ_1$ m³/s | 479 | | 446 | 160 | 479 | |
| $HQ_5$ m³/s | 822 | | 795 | 404 | 822 | |
| MNq l/(s km²) | 2.97 | | 3.91 | 3.49 | 3.19 | |
| Mq l/(s km²) | 9.23 | | 12.2 | 6.36 | 9.23 | |
| MHq l/(s km²) | 48.2 | | 44.4 | 23.5 | 46.3 | |
| | 1961/2000 (*) 40 Jahre | | | | 1961/2000 | |
| $Mh_N$ mm | 779 | | 377 | 402 | 778 | |
| $Mh_A$ mm | 291 | | 191 | 101 | 292 | |

## Extremwerte

| | Niedrigwasser m³/s | l/(s km²) | Datum | Hochwasser m³/s | l/(s km²) | cm | Datum |
|---|---|---|---|---|---|---|---|
| 1 | 16.0 | 1.23 | 14.10.1921 | 1900 *) | 146 | 820 | 17.05.1943 |
| 2 | 19.1 | 1.47 | 20.10.1949 | 1600 | 123 | 758 | 10.02.1946 |
| 3 | 19.7 | 1.52 | 24.09.1934 | 1280 | 98.5 | 706 | 01.01.1926 |
| 4 | 20.1 | 1.55 | 18.07.1921 | 1050 | 80.8 | 611 | 01.02.1995 |
| 5 | 20.3 | 1.56 | 18.09.1959 | 1000 | 76.9 | 632 | 30.11.1939 |
| 6 | 21.0 | 1.62 | 14.09.1964 | 989 | 76.1 | 628 | 06.11.1940 |
| 7 | 23.2 | 1.79 | 07.11.1943 | 919 | 70.7 | 606 | 21.07.1956 |
| 8 | 23.8 | 1.83 | 19.12.1953 | 916 | 70.5 | 605 | 15.03.1947 |
| 9 | 24.4 | 1.88 | 20.09.1947 | 888 | 68.3 | 571 | 12.03.1981 |
| 10 | 24.7 | 1.90 | 14.09.1991 | 870 | 66.9 | 590 | 20.03.1942 |

## Dauertabelle

| Unter schreitungs dauer in Tagen | Unterschrittene Abflüsse m³/s: Abfluß-jahr (*) 2000 | Kalender jahr 2000 | 1941/2000 60 Kalenderjahre Obere Hüllwerte | Mittlere Werte | Untere Hüllwerte |
|---|---|---|---|---|---|
| (365) | | | | | |
| 364 | 416 | 416 | 1380 | 691 | 163 |
| 363 | 412 | 412 | 1060 | 611 | 150 |
| 362 | 409 | 409 | 937 | 561 | 149 |
| 361 | 399 | 399 | 898 | 525 | 136 |
| 360 | 395 | 395 | 844 | 493 | 132 |
| 359 | 392 | 392 | 819 | 470 | 131 |
| 358 | 390 | 390 | 815 | 447 | 120 |
| 357 | 375 | 375 | 791 | 434 | 119 |
| 356 | 366 | 366 | 736 | 416 | 115 |
| 350 | 353 | 353 | 611 | 343 | 100 |
| 340 | 324 | 321 | 513 | 280 | 88.7 |
| 330 | 287 | 281 | 435 | 241 | 82.9 |
| 320 | 257 | 229 | 377 | 213 | 79.2 |
| 300 | 207 | 187 | 305 | 174 | 74.6 |
| 270 | 143 | 120 | 249 | 136 | 59.9 |
| 240 | 111 | 96.9 | 200 | 112 | 55.9 |
| 210 | 84.2 | 85.1 | 172 | 96.1 | 51.4 |
| 183 | 73.9 | 77.0 | 152 | 85.1 | 47.0 |
| 150 | 67.7 | 69.9 | 135 | 73.8 | 42.8 |
| 130 | 64.7 | 67.1 | 124 | 68.2 | 40.3 |
| 120 | 63.2 | 65.0 | 119 | 65.6 | 35.9 |
| 110 | 61.8 | 63.6 | 113 | 63.4 | 33.2 |
| 100 | 60.6 | 62.4 | 109 | 61.5 | 31.1 |
| 90 | 60.1 | 61.2 | 107 | 59.6 | 30.0 |
| 80 | 59.6 | 60.2 | 104 | 57.7 | 29.4 |
| 70 | 59.3 | 59.6 | 102 | 55.8 | 29.0 |
| 60 | 58.7 | 59.3 | 98.5 | 53.6 | 27.5 |
| 50 | 58.2 | 58.7 | 95.7 | 51.1 | 26.6 |
| 40 | 57.9 | 58.1 | 93.2 | 48.7 | 25.6 |
| 30 | 57.2 | 57.7 | 91.2 | 45.4 | 24.8 |
| 25 | 56.8 | 57.4 | 90.0 | 42.7 | 24.4 |
| 20 | 56.6 | 56.9 | 89.7 | 39.2 | 23.6 |
| 15 | 56.2 | 56.7 | 88.7 | 35.5 | 23.2 |
| 10 | 54.9 | 56.4 | 86.8 | 31.6 | 22.4 |
| 9 | 54.7 | 56.2 | 86.8 | 30.6 | 22.0 |
| 8 | 54.6 | 56.2 | 86.8 | 29.8 | 21.7 |
| 7 | 54.5 | 56.1 | 86.0 | 28.9 | 21.7 |
| 6 | 54.3 | 55.8 | 85.8 | 28.2 | 21.7 |
| 5 | 54.2 | 55.4 | 85.8 | 27.6 | 21.7 |
| 4 | 53.4 | 54.9 | 85.8 | 26.7 | 21.3 |
| 3 | 52.9 | 54.6 | 85.8 | 26.1 | 21.3 |
| 2 | 52.8 | 54.5 | 85.8 | 25.0 | 21.3 |
| 1 | 51.8 | 54.3 | 84.0 | 23.6 | 20.5 |
| 0 | 50.2 | 54.2 | 82.0 | 19.1 | 19.1 |

(*) Abflußjahr: 1.11. des Vorjahres bis 31.10.

HQ1, HQ5 : Jahresreihe 1941/2000
Beobachtungen vor 1974 am Pegel Sieburg
die Abflüsse sind durch Talsperrenbetrieb beeinflußt
*) durch Bruch der Edertalsperre (in der Statistik nicht berücksichtigt)
eisfrei

BfG Koblenz

$A_{Eo}$ : 14794 km²
PNP :NN + 94.05 m
Lage: 45.5 km unterh. v.Werra u.Fulda rechts

Q m³/s

Pegel : Karlshafen Nr. 45100100
Gewässer : Weser
Gebiet : Oberweser

## Tageswerte

| Tag | 1999 Nov | 1999 Dez | 2000 Jan | Feb | Mrz | Apr | Mai | Jun | Jul | Aug | Sep | Okt | Nov | Dez |
|---|---|---|---|---|---|---|---|---|---|---|---|---|---|---|
| 1. | 59.6 | 78.8 | 220 | 373 | 362 | 196 | 117 | 68.7 | 66.6 | 80.6 | 65.3 | 66.7 | 76.5 | 103 |
| 2. | 63.4 | 80.4 | 209 | 343 | 390 | 187 | 111 | 65.9 | 67.3 | 72.4 | 68.3 | 67.4 | 101 | 98.3 |
| 3. | 67.9 | 80.4 | 204 | 313 | 412 | 178 | 103 | 65.0 | 76.5 | 68.4 | 75.8 | 64.4 | 95.4 | 94.6 |
| 4. | 66.8 | 75.3 | 197 | 296 | 426 | 171 | 97.5 | 105 | 87.6 | 69.8 | 81.2 | 63.7 | 103 | 90.9 |
| 5. | 68.6 | 76.7 | 202 | 285 | 449 | 166 | 94.1 | 88.4 | 100 | 74.9 | 75.5 | 66.8 | 113 | 79.2 |
| 6. | 59.9 | 82.6 | 211 | 267 | 428 | 162 | 88.5 | 106 | 79.6 | 69.4 | 64.5 | 66.1 | 102 | 74.0 |
| 7. | 56.5 | 84.0 | 228 | 251 | 378 | 150 | 86.0 | 87.0 | 66.4 | 61.9 | 66.1 | 64.9 | 90.5 | 71.0 |
| 8. | 59.7 | 96.1 | 214 | 234 | 359 | 141 | 84.2 | 80.0 | 63.5 | 62.0 | 70.5 | 66.5 | 88.8 | 71.1 |
| 9. | 62.4 | 110 | 204 | 228 | 456 | 136 | 87.0 | 70.8 | 67.4 | 67.2 | 77.0 | 67.0 | 87.1 | 69.8 |
| 10. | 58.4 | 128 | 197 | 240 | 523 | 132 | 87.7 | 66.0 | 79.4 | 67.7 | 77.0 | 69.3 | 86.0 | 67.5 |
| 11. | 63.3 | 121 | 195 | 242 | 499 | 129 | 84.7 | 69.8 | 78.2 | 66.1 | 66.6 | 71.9 | 83.8 | 70.8 |
| 12. | 90.7 | 131 | 186 | 232 | 470 | 126 | 80.8 | 77.5 | 76.2 | 64.1 | 67.8 | 77.1 | 81.2 | 79.3 |
| 13. | 96.8 | 184 | 166 | 233 | 458 | 125 | 77.1 | 68.8 | 68.3 | 66.5 | 65.0 | 88.7 | 81.1 | 92.1 |
| 14. | 85.4 | 260 | 154 | 234 | 418 | 128 | 74.2 | 64.6 | 65.7 | 65.0 | 67.1 | 86.8 | 98.5 | 93.7 |
| 15. | 76.8 | 274 | 142 | 230 | 407 | 128 | 72.1 | 65.4 | 68.8 | 63.2 | 75.9 | 101 | 108 | 100 |
| 16. | 72.1 | 247 | 134 | 239 | 424 | 123 | 70.9 | 67.5 | 77.0 | 70.8 | 73.1 | 141 | 126 | 134 |
| 17. | 69.1 | 212 | 129 | 293 | 389 | 117 | 69.9 | 65.1 | 84.9 | 67.6 | 72.3 | 133 | 116 | 166 |
| 18. | 67.5 | 190 | 125 | 310 | 381 | 113 | 72.8 | 65.2 | 71.6 | 64.7 | 72.5 | 83.9 | 107 | 139 |
| 19. | 67.3 | 176 | 127 | 285 | 415 | 114 | 73.4 | 66.8 | 64.3 | 85.9 | 84.9 | 71.8 | 99.6 | 119 |
| 20. | 66.9 | 166 | 131 | 323 | 421 | 119 | 82.4 | 66.9 | 65.2 | 94.4 | 71.5 | 70.9 | 93.4 | 107 |
| 21. | 65.2 | 157 | 134 | 350 | 383 | 119 | 80.4 | 65.4 | 64.8 | 86.3 | 65.9 | 67.1 | 93.3 | 102 |
| 22. | 62.7 | 144 | 138 | 319 | 346 | 112 | 80.0 | 65.1 | 65.0 | 95.1 | 71.9 | 67.9 | 90.8 | 94.5 |
| 23. | 64.0 | 133 | 151 | 289 | 312 | 106 | 82.2 | 66.5 | 66.6 | 82.3 | 80.8 | 64.5 | 91.7 | 88.7 |
| 24. | 74.6 | 127 | 143 | 282 | 289 | 111 | 78.3 | 68.6 | 65.3 | 73.5 | 79.2 | 61.9 | 91.4 | 87.4 |
| 25. | 77.9 | 132 | 129 | 387 | 267 | 111 | 78.6 | 72.6 | 76.6 | 65.7 | 71.2 | 61.8 | 91.0 | 89.9 |
| 26. | 84.6 | 174 | 118 | 533 | 251 | 107 | 78.3 | 70.3 | 87.3 | 64.3 | 71.6 | 66.1 | 86.3 | 91.5 |
| 27. | 92.4 | 308 | 111 | 475 | 236 | 102 | 75.3 | 64.5 | 77.6 | 68.4 | 67.0 | 66.5 | 84.7 | 91.4 |
| 28. | 92.6 | 365 | 110 | 405 | 218 | 97.8 | 71.8 | 62.4 | 72.4 | 68.9 | 65.3 | 73.3 | 87.7 | 98.0 |
| 29. | 87.0 | 341 | 115 | 372 | 209 | 95.0 | 69.3 | 64.6 | 71.6 | 65.9 | 65.3 | 77.2 | 99.5 | 114 |
| 30. | 80.4 | 282 | 202 | | 198 | 104 | 69.2 | 66.1 | 80.1 | 64.5 | 66.0 | 77.3 | 105 | 111 |
| 31. | | 241 | 351 | | 197 | | 69.9 | | 88.2 | 65.7 | | 75.6 | | 99.4 |

## Hauptwerte

| | Jan | Feb | Mrz | Apr | Mai | Jun | Jul | Aug | Sep | Okt | Nov | Dez |
|---|---|---|---|---|---|---|---|---|---|---|---|---|
| Tag | 7. | 4. | 28. | 9. | 31. | 29. | 30. | 28. | 8. | 7. | 6. | 25. | 1. | 10. |
| NQ | 56.5 | 75.3 | 110 | 228 | 197 | 95.0 | 69.2 | 62.4 | 63.5 | 61.9 | 64.5 | 61.8 | 76.5 | 67.5 |
| MQ | 72.0 | 170 | 170 | 306 | 367 | 130 | 82.2 | 71.6 | 73.9 | 71.1 | 71.4 | 75.7 | 95.3 | 96.4 |
| HQ | 103 | 390 | 394 | 547 | 570 | 198 | 122 | 136 | 107 | 118 | 89.4 | 145 | 130 | 168 |
| Tag | 12. | 27. | 31. | 26. | 9. | 1. | 1. | 4. | 5. | 19. | 19. | 16. | 16. | 17. |
| $h_N$ mm | 66 | 118 | 64 | 96 | 106 | 32 | 35 | 70 | 124 | 60 | 69 | 47 | 39 | 47 |
| $h_A$ mm | 13 | 31 | 31 | 52 | 66 | 23 | 15 | 13 | 13 | 13 | 13 | 14 | 17 | 17 |

| | 1940/1999 | | 1941/2000 60 Jahre | | | | | | | | | | | |
|---|---|---|---|---|---|---|---|---|---|---|---|---|---|---|
| Jahr | 1949 | 1953 | 1954 | 1972 | 1963 | 1960 | 1960 | 1964 | 1943 | 1964 | 1959 | 1949 | 1949 | 1953 |
| NQ | 21.0 | 28.1 | 28.6 | 33.2 | 37.0 | 43.4 | 49.8 | 46.3 | 32.1 | 27.4 | 24.1 | 21.9 | 21.0 | 28.1 |
| MNQ | 71.1 | 89.1 | 98.2 | 113 | 112 | 111 | 80.3 | 72.8 | 66.5 | 62.6 | 62.2 | 61.2 | 70.6 | 88.8 |
| MQ | 119 | 172 | 193 | 209 | 209 | 179 | 115 | 104 | 95.9 | 81.5 | 78.6 | 88.6 | 114 | 171 |
| MHQ | 214 | 362 | 398 | 429 | 425 | 316 | 229 | 198 | 185 | 145 | 126 | 158 | 197 | 361 |
| HQ | 1170 | 930 | 1180 | 1850 | 1350 | 922 | 1800 | 919 | 1270 | 667 | 372 | 730 | 1010 | 930 |
| Jahr | 1940 | 1993 | 1995 | 1946 | 1947 | 1994 | 1943 * | 1984 | 1965 | 1981 | 1998 | 1998 | 1998 | 1993 |

| | 1955/1999 | | 1956/2000 45 Jahre | | | | | | | | | | | |
|---|---|---|---|---|---|---|---|---|---|---|---|---|---|---|
| $Mh_N$ mm | 64 | 76 | 64 | 51 | 58 | 56 | 66 | 77 | 76 | 70 | 59 | 60 | 65 | 75 |
| $Mh_A$ mm | 21 | 31 | 35 | 35 | 38 | 31 | 21 | 18 | 17 | 15 | 14 | 16 | 20 | 31 |

| | Abflußjahr (*) 2000 Jahr | Datum | Winter | Sommer | Kalenderjahr 2000 Jahr | Datum |
|---|---|---|---|---|---|---|
| NQ m³/s | 56.5 | am 07.11.1999 | 56.5 | 61.8 | 61.8 | am 25.10.2000 |
| MQ m³/s | 138 | | 202 | 74.3 | 134 | |
| HQ m³/s | 570 | am 09.03.2000 bei W= 441 cm | 570 | 145 | 570 | am 09.03.2000 bei W= 441 cm |
| Nq l/(s km²) | 3.82 | | 3.82 | 4.18 | 4.18 | |
| Mq l/(s km²) | 9.33 | | 13.7 | 5.02 | 9.04 | |
| Hq l/(s km²) | 38.5 | | 38.5 | 9.80 | 38.5 | |
| $h_N$ mm | 887 | | 482 | 405 | 789 | |
| $h_A$ mm | 294 | | 215 | 80 | 286 | |
| | 1941/2000 (*) 60 Jahre | | | | 1941/2000 | |
| NQ m³/s | 21.0 | am 09.11.1949 | 21.0 | 21.9 | 21.0 | am 09.11.1949 |
| MNQ m³/s | 44.7 | | 59.2 | 52.3 | 47.9 | |
| MQ m³/s | 137 | | 180 | 94.0 | 136 | |
| MHQ m³/s | 705 | | 672 | 320 | 704 | |
| HQ m³/s | 1850 | am 10.02.1946 bei W= 746 cm | 1850 | 1270 | 1850 | am 10.02.1946 bei W= 746 cm |
| $HQ_1$ m³/s | 546 | | 492 | 186 | 546 | |
| $HQ_5$ m³/s | 946 | | 908 | 457 | 946 | |
| MNq l/(s km²) | 3.02 | | 4.00 | 3.54 | 3.24 | |
| Mq l/(s km²) | 9.26 | | 12.2 | 6.35 | 9.19 | |
| MHq l/(s km²) | 47.7 | | 45.4 | 21.6 | 47.6 | |
| | 1956/2000 (*) 45 Jahre | | | | 1956/2000 | |
| $Mh_N$ mm | 778 | | 369 | 409 | 777 | |
| $Mh_A$ mm | 292 | | 191 | 101 | 291 | |

## Extremwerte

| | Niedrigwasser m³/s | l/(s km²) | Datum | Hochwasser m³/s | l/(s km²) | cm | Datum |
|---|---|---|---|---|---|---|---|
| 1 | 18.7 | 1.26 | 13.10.1921 | 1850 | 125 | 746 | 10.02.1946 |
| 2 | 21.0 | 1.42 | 09.11.1949 | 1800 *) | 122 | 756 | 18.05.1943 |
| 3 | 22.4 | 1.51 | 24.09.1934 | 1510 | 102 | 691 | 02.01.1926 |
| 4 | 24.1 | 1.63 | 18.09.1959 | 1350 | 91.3 | 633 | 15.03.1947 |
| 5 | 24.9 | 1.68 | 14.09.1947 | 1270 | 85.8 | 625 | 17.07.1965 |
| 6 | 25.7 | 1.74 | 14.09.1964 | 1270 | 85.8 | 629 | 30.11.1939 |
| 7 | 27.8 | 1.88 | 14.09.1991 | 1200 | 81.1 | 617 | 01.02.1995 |
| 8 | 28.1 | 1.90 | 22.09.1976 | 1170 | 79.1 | 618 | 06.11.1940 |
| 9 | 28.1 | 1.90 | 19.12.1953 | 1110 | 75.0 | 590 | 21.07.1956 |
| 10 | 28.5 | 1.93 | 14.09.1929 | 1110 | 75.0 | 604 | 20.03.1942 |

## Dauertabelle

| Unter schreitungs dauer in Tagen | Unterschrittene Abflüsse m³/s: Abfluß-jahr (*) 2000 | Kalender jahr 2000 | 1941/2000 60 Kalenderjahre Obere Hüllwerte | Mittlere Werte | Untere Hüllwerte |
|---|---|---|---|---|---|
| (365) | | | | | |
| 364 | 523 | 523 | 1680 | 789 | 178 |
| 363 | 499 | 499 | 1540 | 700 | 165 |
| 362 | 475 | 475 | 1440 | 638 | 164 |
| 361 | 470 | 470 | 1080 | 598 | 159 |
| 360 | 458 | 458 | 955 | 567 | 145 |
| 359 | 456 | 456 | 922 | 537 | 145 |
| 358 | 449 | 449 | 899 | 518 | 140 |
| 357 | 428 | 428 | 874 | 496 | 135 |
| 356 | 426 | 426 | 818 | 478 | 135 |
| 350 | 407 | 407 | 681 | 392 | 112 |
| 340 | 365 | 362 | 576 | 317 | 100 |
| 330 | 313 | 310 | 480 | 273 | 94.8 |
| 320 | 285 | 267 | 424 | 239 | 92.1 |
| 300 | 228 | 204 | 347 | 196 | 86.0 |
| 270 | 157 | 133 | 285 | 153 | 67.7 |
| 240 | 123 | 111 | 228 | 128 | 61.2 |
| 210 | 95.1 | 95.4 | 198 | 110 | 57.7 |
| 183 | 84.0 | 87.7 | 172 | 96.9 | 54.2 |
| 150 | 77.1 | 79.6 | 153 | 84.6 | 49.0 |
| 130 | 72.8 | 76.5 | 141 | 77.5 | 43.9 |
| 120 | 71.9 | 73.5 | 136 | 74.6 | 40.4 |
| 110 | 70.8 | 72.1 | 131 | 71.9 | 37.6 |
| 100 | 69.2 | 71.1 | 127 | 69.6 | 34.1 |
| 90 | 68.4 | 69.9 | 124 | 67.3 | 33.2 |
| 80 | 67.4 | 68.8 | 121 | 65.5 | 32.8 |
| 70 | 66.9 | 67.6 | 120 | 63.2 | 32.3 |
| 60 | 66.5 | 67.0 | 117 | 60.5 | 31.5 |
| 50 | 66.0 | 66.6 | 114 | 57.9 | 30.0 |
| 40 | 65.3 | 66.0 | 109 | 55.0 | 28.0 |
| 30 | 64.9 | 65.4 | 106 | 51.9 | 27.5 |
| 25 | 64.6 | 65.1 | 105 | 49.3 | 27.0 |
| 20 | 64.4 | 64.9 | 103 | 45.3 | 26.5 |
| 15 | 63.5 | 64.6 | 100 | 41.2 | 25.9 |
| 10 | 62.7 | 64.4 | 99.3 | 36.5 | 25.4 |
| 9 | 62.4 | 64.3 | 99.3 | 35.4 | 24.9 |
| 8 | 62.0 | 64.1 | 99.3 | 34.1 | 24.9 |
| 7 | 62.0 | 63.7 | 99.3 | 33.2 | 24.9 |
| 6 | 61.9 | 63.5 | 99.3 | 32.2 | 23.9 |
| 5 | 61.8 | 63.2 | 99.3 | 31.2 | 23.4 |
| 4 | 59.9 | 62.4 | 98.4 | 30.6 | 23.4 |
| 3 | 59.7 | 62.0 | 98.4 | 29.7 | 22.9 |
| 2 | 59.6 | 62.0 | 98.4 | 28.6 | 22.9 |
| 1 | 58.4 | 61.9 | 96.6 | 27.3 | 21.9 |
| 0 | 56.5 | 61.8 | 95.7 | 21.0 | 21.0 |

(*) Abflußjahr: 1.11. des Vorjahres bis 31.10.

HQ1, HQ5 : Jahresreihe 1921/2000

Extremwerte ab 1921

Wasserstände bis 1951 für Weser-Km 44.60; die Abflüsse sind durch Talsperrenbetrieb beeinflußt

*) durch Bruch der Edertalsperre (in der Statistik nicht berücksichtigt)

eisfrei

BfG Koblenz

$A_{Eo}$ : 15924 km²
PNP :NN + 69.39 m
Lage: 110.7 km unterh. v.Werra u.Fulda rechts

# Q
m³/s

Pegel : Bodenwerder Nr. 45300200
Gewässer : Weser
Gebiet : Oberweser

## Tageswerte

| Tag | 1999 Nov | 1999 Dez | 2000 Jan | Feb | Mrz | Apr | Mai | Jun | Jul | Aug | Sep | Okt | Nov | Dez |
|---|---|---|---|---|---|---|---|---|---|---|---|---|---|---|
| 1. | 69.1 | 86.5 | 240 | 417 | 394 | 225 | 125 | 81.9 | 75.2 | 95.0 | 73.4 | 72.0 | 83.4 | 110 |
| 2. | 68.2 | 87.9 | 225 | 382 | 414 | 216 | 131 | 79.0 | 76.1 | 86.8 | 74.3 | 71.3 | 93.1 | 106 |
| 3. | 73.9 | 89.8 | 219 | 351 | 444 | 207 | 121 | 77.4 | 79.9 | 80.1 | 80.0 | 71.9 | 105 | 104 |
| 4. | 74.9 | 92.5 | 212 | 326 | 462 | 200 | 114 | 91.7 | 95.0 | 77.9 | 89.1 | 74.8 | 103 | 99.6 |
| 5. | 76.4 | 94.1 | 216 | 313 | 471 | 194 | 111 | 107 | 114 | 81.5 | 88.0 | 74.6 | 110 | 95.4 |
| 6. | 73.2 | 92.4 | 221 | 297 | 469 | 187 | 106 | 105 | 111 | 81.4 | 81.1 | 73.0 | 115 | 83.0 |
| 7. | 66.9 | 95.3 | 240 | 279 | 426 | 178 | 102 | 110 | 87.7 | 75.3 | 73.5 | 72.9 | 102 | 77.6 |
| 8. | 66.5 | 108 | 229 | 263 | 393 | 169 | 100 | 95.2 | 76.7 | 70.8 | 78.1 | 73.2 | 96.4 | 76.3 |
| 9. | 71.0 | 117 | 216 | 251 | 455 | 161 | 100 | 88.7 | 75.7 | 71.7 | 79.9 | 74.4 | 95.1 | 75.0 |
| 10. | 69.7 | 130 | 209 | 256 | 617 | 157 | 102 | 81.8 | 82.0 | 76.5 | 89.4 | 75.3 | 93.4 | 73.4 |
| 11. | 67.3 | 132 | 205 | 268 | 542 | 153 | 99.8 | 78.3 | 92.3 | 75.6 | 80.9 | 77.4 | 92.0 | 74.1 |
| 12. | 78.4 | 139 | 203 | 255 | 509 | 150 | 97.2 | 85.2 | 86.8 | 73.3 | 75.7 | 81.8 | 89.7 | 78.6 |
| 13. | 102 | 182 | 188 | 258 | 501 | 147 | 93.5 | 85.4 | 86.2 | 73.1 | 74.3 | 86.6 | 88.3 | 92.1 |
| 14. | 97.1 | 265 | 172 | 258 | 477 | 147 | 90.0 | 77.3 | 77.2 | 73.9 | 73.3 | 98.0 | 92.9 | 95.6 |
| 15. | 88.9 | 281 | 159 | 253 | 470 | 149 | 88.3 | 75.4 | 79.8 | 70.7 | 77.4 | 89.9 | 107 | 102 |
| 16. | 81.8 | 265 | 148 | 259 | 459 | 145 | 86.3 | 77.6 | 82.6 | 73.0 | 83.4 | 130 | 122 | 114 |
| 17. | 78.6 | 227 | 142 | 292 | 450 | 141 | 84.9 | 76.7 | 92.9 | 81.3 | 83.4 | 146 | 126 | 163 |
| 18. | 76.0 | 202 | 138 | 333 | 424 | 135 | 85.5 | 75.5 | 89.5 | 75.3 | 80.4 | 120 | 117 | 162 |
| 19. | 75.7 | 190 | 138 | 318 | 438 | 134 | 87.0 | 75.2 | 78.8 | 81.5 | 86.2 | 85.8 | 108 | 134 |
| 20. | 75.3 | 177 | 139 | 336 | 458 | 137 | 89.3 | 77.0 | 74.0 | 110 | 87.8 | 81.6 | 103 | 117 |
| 21. | 74.4 | 170 | 146 | 380 | 429 | 138 | 96.3 | 76.2 | 74.4 | 94.5 | 77.4 | 78.5 | 99.6 | 109 |
| 22. | 72.1 | 158 | 158 | 358 | 392 | 135 | 93.2 | 76.4 | 74.0 | 102 | 74.9 | 76.3 | 99.0 | 104 |
| 23. | 71.7 | 147 | 167 | 326 | 356 | 128 | 93.9 | 76.8 | 74.9 | 98.2 | 81.7 | 75.7 | 97.1 | 97.7 |
| 24. | 80.6 | 140 | 166 | 307 | 327 | 127 | 93.3 | 77.6 | 76.0 | 86.6 | 89.7 | 71.9 | 97.0 | 94.3 |
| 25. | 86.9 | 140 | 151 | 346 | 307 | 133 | 90.9 | 81.5 | 76.2 | 80.6 | 84.0 | 69.9 | 97.8 | 94.0 |
| 26. | 88.8 | 176 | 137 | 532 | 289 | 128 | 93.0 | 82.7 | 93.6 | 72.3 | 80.4 | 70.6 | 95.7 | 96.4 |
| 27. | 96.7 | 270 | 128 | 523 | 275 | 123 | 90.0 | 78.9 | 91.5 | 74.7 | 77.9 | 74.3 | 92.5 | 96.6 |
| 28. | 99.4 | 367 | 123 | 456 | 253 | 119 | 86.4 | 73.2 | 83.9 | 76.4 | 75.1 | 76.5 | 91.6 | 97.4 |
| 29. | 97.7 | 358 | 128 | 414 | 242 | 116 | 84.0 | 72.6 | 82.6 | 76.5 | 73.5 | 85.9 | 100 | 107 |
| 30. | 95.1 | 319 | 204 | | 230 | 115 | 82.4 | 75.5 | 84.3 | 72.8 | 74.1 | 85.2 | 106 | 117 |
| 31. | | 276 | 340 | | 224 | | 82.5 | | 92.3 | 73.0 | | 85.1 | | 109 |

## Hauptwerte

| | 1999 Nov | 1999 Dez | 2000 Jan | Feb | Mrz | Apr | Mai | Jun | Jul | Aug | Sep | Okt | Nov | Dez |
|---|---|---|---|---|---|---|---|---|---|---|---|---|---|---|
| Tag | 8. | 1. | 28. | 9. | 31. | 30. | 30. | 29. | 20.+ | 15. | 14. | 25. | 1. | 10. |
| NQ | 66.5 | 86.5 | 123 | 251 | 224 | 115 | 82.4 | 72.6 | 74.0 | 70.7 | 73.3 | 69.9 | 83.4 | 73.4 |
| MQ | 79.8 | 180 | 184 | 331 | 406 | 153 | 96.8 | 82.4 | 84.4 | 80.4 | 79.9 | 83.2 | 99.9 | 102 |
| HQ | 106 | 375 | 422 | 553 | 654 | 227 | 134 | 124 | 123 | 119 | 95.5 | 149 | 131 | 173 |
| Tag | 13. | 28. | 31. | 26. | 10. | 1. | 1.+ | 4. | 5.+ | 20. | 18.+ | 17. | 16. | 17.+ |
| $h_N$ mm | 64 | 116 | 63 | 95 | 94 | 39 | 45 | 52 | 121 | 64 | 77 | 54 | 53 | 54 |
| $h_A$ mm | 13 | 30 | 31 | 52 | 68 | 25 | 16 | 13 | 14 | 14 | 13 | 14 | 16 | 17 |
| | 1940/1999 | | 1941/2000 60 Jahre | | | | | | | | | | | |
| Jahr | 1949 | 1953 | 1954 | 1954 | 1972 | 1960 | 1954 | 1948 | 1943 | 1943 | 1947 | 1949 | 1949 | 1953 |
| NQ | 23.5 | 32.9 | 33.4 | 37.9 | 48.4 | 52.3 | 56.7 | 54.2 | 36.3 | 32.7 | 24.0 | 23.5 | 23.5 | 32.9 |
| MNQ | 79.1 | 99.1 | 112 | 128 | 126 | 126 | 91.8 | 82.6 | 75.3 | 70.9 | 69.5 | 68.2 | 78.7 | 98.7 |
| MQ | 128 | 185 | 211 | 228 | 228 | 196 | 127 | 114 | 106 | 90.0 | 85.7 | 96.0 | 123 | 185 |
| MHQ | 242 | 376 | 416 | 430 | 450 | 334 | 232 | 203 | 187 | 148 | 130 | 162 | 225 | 374 |
| HQ | 1160 | 916 | 1190 | 1860 | 1540 | 946 | 1500 | 955 | 1110 | 648 | 404 | 710 | 1030 | 916 |
| Jahr | 1940 | 1947 | 1995 | 1946 | 1947 | 1994 | 1943 * | 1984 | 1956 | 1981 | 1957 | 1998 | 1998 | 1947 |
| | 1955/1999 | | 1956/2000 45 Jahre | | | | | | | | | | | |
| $Mh_N$ mm | 65 | 77 | 65 | 51 | 59 | 57 | 66 | 77 | 77 | 71 | 60 | 61 | 65 | 76 |
| $Mh_A$ mm | 21 | 31 | 35 | 36 | 38 | 32 | 21 | 19 | 18 | 15 | 14 | 16 | 20 | 31 |

| | Abflußjahr (*) 2000 Jahr | Datum | Winter | Sommer | Kalenderjahr 2000 Jahr | Datum |
|---|---|---|---|---|---|---|
| NQ m³/s | 66.5 | am 08.11.1999 | 66.5 | 69.9 | 69.9 | am 25.10.2000 |
| MQ m³/s | 153 | | 222 | 84.6 | 148 | |
| HQ m³/s | 654 | am 10.03.2000 bei W= 492 cm | 654 | 149 | 654 | am 10.03.2000 bei W= 492 cm |
| Nq l/(s km²) | 4.18 | | 4.18 | 4.39 | 4.39 | |
| Mq l/(s km²) | 9.61 | | 14.0 | 5.31 | 9.31 | |
| Hq l/(s km²) | 41.1 | | 41.1 | 9.36 | 41.1 | |
| $h_N$ mm | 884 | | 471 | 413 | 811 | |
| $h_A$ mm | 303 | | 220 | 84 | 294 | |
| | 1941/2000 (*) 60 Jahre | | | | 1941/2000 | |
| NQ m³/s | 23.5 | am 01.11.1949 | 23.5 | 23.5 | 23.5 | am 25.10.1949 |
| MNQ m³/s | 51.1 | | 67.2 | 59.8 | 55.0 | |
| MQ m³/s | 149 | | 196 | 103 | 149 | |
| MHQ m³/s | 744 | | 695 | 347 | 722 | |
| HQ m³/s | 1860 | am 11.02.1946 bei W= 729 cm | 1860 | 1110 | 1860 | am 11.02.1946 bei W= 729 cm |
| $HQ_1$ m³/s | 593 | | 560 | 194 | 593 | |
| $HQ_5$ m³/s | 970 | | 951 | 450 | 970 | |
| MNq l/(s km²) | 3.21 | | 4.22 | 3.76 | 3.45 | |
| Mq l/(s km²) | 9.36 | | 12.3 | 6.47 | 9.36 | |
| MHq l/(s km²) | 46.7 | | 43.6 | 21.8 | 45.3 | |
| | 1956/2000 (*) 45 Jahre | | | | 1956/2000 | |
| $Mh_N$ mm | 784 | | 373 | 411 | 783 | |
| $Mh_A$ mm | 295 | | 194 | 103 | 296 | |

## Extremwerte

| | Niedrigwasser m³/s | l/(s km²) | Datum | Hochwasser m³/s | l/(s km²) | cm | Datum |
|---|---|---|---|---|---|---|---|
| 1 | 20.1 | 1.26 | 14.10.1921 | 1860 | 117 | 729 | 11.02.1946 |
| 2 | 23.0 | 1.44 | 25.09.1934 | 1540 | 96.7 | 687 | 15.03.1947 |
| 3 | 23.5 | 1.48 | 25.10.1949 | 1500 *) | 94.2 | 676 | 17.05.1943 |
| 4 | 24.0 | 1.51 | 22.09.1947 | 1500 | 94.2 | 680 | 02.01.1926 |
| 5 | 27.9 | 1.75 | 08.11.1943 | 1280 | 80.4 | 642 | 30.11.1939 |
| 6 | 28.5 | 1.79 | 19.09.1959 | 1210 | 76.0 | 627 | 01.02.1995 |
| 7 | 30.3 | 1.90 | 30.09.1929 | 1160 | 72.8 | 617 | 07.11.1940 |
| 8 | 30.9 | 1.94 | 15.09.1991 | 1120 | 70.3 | 610 | 21.03.1942 |
| 9 | 31.5 | 1.98 | 16.12.1920 | 1110 | 69.7 | 621 | 21.07.1956 |
| 10 | 32.8 | 2.06 | 08.09.1964 | 1090 | 68.5 | 602 | 13.03.1981 |

## Dauertabelle

| Unterschreitungsdauer in Tagen | Unterschrittene Abflüsse m³/s: Abflußjahr (*) 2000 | Kalenderjahr 2000 | 1941/2000 60 Kalenderjahre: Obere Hüllwerte | Mittlere Werte | Untere Hüllwerte |
|---|---|---|---|---|---|
| (365) | | | | | |
| 364 | 542 | 542 | 1770 | 830 | 196 |
| 363 | 532 | 532 | 1680 | 752 | 182 |
| 362 | 523 | 523 | 1530 | 681 | 177 |
| 361 | 509 | 509 | 1270 | 629 | 177 |
| 360 | 501 | 501 | 1060 | 598 | 165 |
| 359 | 477 | 477 | 1060 | 574 | 165 |
| 358 | 471 | 471 | 1010 | 550 | 146 |
| 357 | 470 | 470 | 916 | 525 | 143 |
| 356 | 469 | 469 | 866 | 505 | 141 |
| 350 | 450 | 450 | 714 | 419 | 119 |
| 340 | 393 | 393 | 596 | 342 | 109 |
| 330 | 340 | 333 | 489 | 296 | 103 |
| 320 | 307 | 289 | 445 | 262 | 101 |
| 300 | 251 | 224 | 362 | 214 | 95.5 |
| 270 | 176 | 149 | 306 | 170 | 78.6 |
| 240 | 138 | 123 | 252 | 140 | 70.2 |
| 210 | 110 | 105 | 211 | 122 | 63.8 |
| 183 | 93.9 | 96.4 | 191 | 107 | 61.4 |
| 150 | 86.9 | 89.9 | 170 | 93.9 | 58.2 |
| 130 | 83.9 | 86.3 | 157 | 86.6 | 49.1 |
| 120 | 81.9 | 84.3 | 152 | 83.5 | 45.4 |
| 110 | 81.1 | 82.6 | 149 | 80.6 | 44.2 |
| 100 | 79.8 | 81.6 | 143 | 77.9 | 41.1 |
| 90 | 77.9 | 80.0 | 141 | 75.8 | 39.4 |
| 80 | 76.8 | 78.1 | 137 | 73.4 | 38.8 |
| 70 | 76.3 | 77.3 | 131 | 70.9 | 37.6 |
| 60 | 75.6 | 76.4 | 128 | 68.1 | 34.5 |
| 50 | 75.1 | 75.6 | 127 | 64.9 | 33.3 |
| 40 | 74.4 | 75.0 | 123 | 61.7 | 30.9 |
| 30 | 73.4 | 74.3 | 121 | 57.4 | 29.1 |
| 25 | 73.1 | 73.9 | 120 | 55.8 | 28.5 |
| 20 | 72.8 | 73.4 | 118 | 52.3 | 27.9 |
| 15 | 72.0 | 73.1 | 117 | 46.9 | 26.7 |
| 10 | 71.0 | 72.6 | 114 | 41.2 | 26.1 |
| 9 | 70.8 | 72.3 | 113 | 40.0 | 26.1 |
| 8 | 70.7 | 72.0 | 113 | 38.9 | 24.5 |
| 7 | 70.6 | 72.0 | 113 | 38.1 | 24.5 |
| 6 | 69.9 | 71.9 | 112 | 37.1 | 24.0 |
| 5 | 69.7 | 71.7 | 112 | 36.3 | 24.0 |
| 4 | 69.1 | 71.3 | 110 | 34.8 | 24.0 |
| 3 | 68.2 | 70.8 | 110 | 34.0 | 24.0 |
| 2 | 67.3 | 70.7 | 107 | 32.1 | 24.0 |
| 1 | 66.9 | 70.6 | 106 | 28.9 | 24.0 |
| 0 | 66.5 | 69.9 | 104 | 23.5 | 23.5 |

(*) Abflußjahr: 1.11. des Vorjahres bis 31.10.

HQ1, HQ5 : Jahresreihe 1921/2000

Extremwerte ab 1921

Wasserstände bis 1954 für Weser-Km 110.80; die Abflüsse sind durch Talsperrenbetrieb beeinflußt

*) durch Bruch der Edertalsperre (in der Statistik nicht berücksichtigt)

eisfrei

BfG Koblenz

$A_{Eo}$ : 17618 km²
PNP :NN + 41.66 m
Lage: 184.0 km unterh. v.Werra u.Fulda links

# Q
m³/s

Pegel : Vlotho Nr. 45900208
Gewässer : Weser
Gebiet : Oberweser

## Tageswerte

| Tag | 1999 Nov | 1999 Dez | 2000 Jan | Feb | Mrz | Apr | Mai | Jun | Jul | Aug | Sep | Okt | Nov | Dez |
|---|---|---|---|---|---|---|---|---|---|---|---|---|---|---|
| 1. | 72.3 | 101 | 285 | 468 | 461 | 256 | 127 | 92.7 | 82.4 | 100 | 79.4 | 79.8 | 90.5 | 111 |
| 2. | 75.8 | 104 | 259 | 452 | 455 | 253 | 137 | 91.7 | 82.3 | 102 | 81.7 | 78.9 | 90.7 | 114 |
| 3. | 76.8 | 105 | 246 | 411 | 497 | 242 | 139 | 89.0 | 85.3 | 94.2 | 87.8 | 77.4 | 103 | 112 |
| 4. | 79.4 | 111 | 241 | 375 | 561 | 233 | 130 | 87.4 | 96.9 | 88.3 | 92.8 | 77.1 | 108 | 108 |
| 5. | 80.1 | 107 | 249 | 354 | 529 | 223 | 125 | 106 | 111 | 86.2 | 97.3 | 79.2 | 108 | 105 |
| 6. | 81.1 | 104 | 252 | 340 | 527 | 215 | 122 | 110 | 124 | 88.0 | 93.5 | 79.8 | 115 | 99.9 |
| 7. | 78.3 | 117 | 254 | 319 | 500 | 207 | 117 | 116 | 112 | 87.6 | 91.9 | 79.2 | 116 | 91.4 |
| 8. | 74.7 | 144 | 263 | 303 | 457 | 196 | 113 | 114 | 93.7 | 82.2 | 86.0 | 78.2 | 107 | 88.3 |
| 9. | 76.4 | 136 | 246 | 297 | 520 | 187 | 114 | 104 | 85.6 | 79.6 | 88.3 | 78.7 | 102 | 87.8 |
| 10. | 78.2 | 133 | 235 | 285 | 728 | 180 | 112 | 96.2 | 84.5 | 80.3 | 87.6 | 79.8 | 100 | 86.4 |
| 11. | 77.2 | 143 | 227 | 296 | 727 | 174 | 112 | 91.4 | 91.3 | 82.5 | 93.8 | 80.9 | 98.4 | 86.6 |
| 12. | 74.9 | 161 | 224 | 296 | 678 | 170 | 110 | 89.8 | 97.8 | 82.6 | 86.5 | 82.4 | 96.8 | 90.9 |
| 13. | 87.3 | 196 | 217 | 292 | 603 | 167 | 107 | 94.4 | 93.3 | 80.1 | 82.9 | 86.1 | 95.5 | 98.2 |
| 14. | 106 | 258 | 200 | 304 | 568 | 165 | 103 | 92.0 | 93.0 | 79.6 | 81.3 | 90.4 | 94.3 | 113 |
| 15. | 102 | 306 | 184 | 298 | 582 | 164 | 100 | 87.0 | 89.1 | 81.2 | 79.8 | 99.1 | 99.5 | 117 |
| 16. | 94.1 | 305 | 171 | 296 | 548 | 164 | 97.6 | 85.3 | 89.4 | 77.9 | 86.9 | 97.0 | 111 | 128 |
| 17. | 88.8 | 274 | 161 | 305 | 537 | 159 | 95.7 | 85.3 | 90.4 | 83.0 | 90.5 | 133 | 125 | 148 |
| 18. | 86.3 | 240 | 157 | 350 | 501 | 154 | 94.8 | 84.3 | 98.6 | 86.7 | 90.0 | 140 | 126 | 180 |
| 19. | 85.3 | 223 | 154 | 370 | 493 | 150 | 95.5 | 83.7 | 94.2 | 84.9 | 85.9 | 114 | 119 | 164 |
| 20. | 85.9 | 204 | 153 | 376 | 506 | 148 | 97.8 | 83.7 | 85.9 | 96.3 | 92.8 | 93.0 | 112 | 141 |
| 21. | 85.0 | 192 | 156 | 405 | 501 | 149 | 102 | 83.7 | 83.4 | 114 | 90.6 | 89.0 | 107 | 128 |
| 22. | 83.7 | 180 | 173 | 411 | 460 | 149 | 105 | 86.2 | 83.2 | 99.9 | 83.8 | 84.6 | 105 | 121 |
| 23. | 83.0 | 168 | 188 | 378 | 420 | 145 | 103 | 87.1 | 83.6 | 107 | 82.1 | 82.6 | 104 | 115 |
| 24. | 88.8 | 159 | 192 | 350 | 384 | 141 | 103 | 85.5 | 83.7 | 101 | 87.3 | 81.8 | 104 | 109 |
| 25. | 96.0 | 161 | 180 | 366 | 360 | 143 | 103 | 87.0 | 84.5 | 90.7 | 93.7 | 78.0 | 104 | 107 |
| 26. | 98.1 | 180 | 163 | 500 | 345 | 143 | 101 | 88.7 | 90.2 | 85.7 | 89.5 | 77.1 | 104 | 105 |
| 27. | 101 | 263 | 150 | 593 | 328 | 138 | 101 | 89.1 | 101 | 80.0 | 88.5 | 77.3 | 101 | 106 |
| 28. | 106 | 372 | 141 | 540 | 307 | 133 | 97.8 | 85.3 | 101 | 83.7 | 86.7 | 82.1 | 99.3 | 107 |
| 29. | 107 | 398 | 145 | 492 | 287 | 130 | 94.1 | 81.1 | 96.0 | 83.8 | 82.6 | 85.2 | 99.5 | 109 |
| 30. | 106 | 376 | 240 | | 276 | 127 | 92.7 | 80.6 | 93.2 | 82.6 | 80.0 | 90.3 | 107 | 119 |
| 31. | | 323 | 369 | | 260 | | 91.4 | | 95.6 | 79.8 | | 91.0 | | 124 |

## Hauptwerte

| | Nov | Dez | Jan | Feb | Mrz | Apr | Mai | Jun | Jul | Aug | Sep | Okt | Nov | Dez |
|---|---|---|---|---|---|---|---|---|---|---|---|---|---|---|
| Tag | 1. | 1. | 28. | 10. | 31. | 30. | 31. | 30. | 2. | 16. | 1. | 4.+ | 1. | 10. |
| NQ | 72.3 | 101 | 141 | 285 | 260 | 127 | 91.4 | 80.6 | 82.3 | 77.9 | 79.4 | 77.1 | 90.5 | 86.4 |
| MQ | 87.1 | 201 | 209 | 373 | 481 | 174 | 108 | 91.3 | 92.8 | 88.1 | 87.4 | 87.9 | 105 | 114 |
| HQ | 110 | 400 | 421 | 596 | 793 | 257 | 142 | 123 | 126 | 117 | 98.5 | 142 | 127 | 182 |
| Tag | 30. | 29. | 31. | 27. | 10. | 1. | 2.+ | 7. | 6. | 21. | 5. | 18. | 17.+ | 18. |
| $h_N$ mm | 63 | 117 | 65 | 96 | 96 | 38 | 45 | 52 | 121 | 63 | 76 | 53 | 52 | 55 |
| $h_A$ mm | 13 | 31 | 32 | 53 | 73 | 26 | 16 | 13 | 14 | 13 | 13 | 13 | 15 | 17 |

| | 1940/1999 | | 1941/2000 | | | | | | | 60 Jahre | | | | |
|---|---|---|---|---|---|---|---|---|---|---|---|---|---|---|
| Jahr | 1949 | 1959 | 1954 | 1954 | 1972 | 1960 | 1960 | 1954 | 1943 | 1964 | 1959 | 1959 | 1949 | 1959 |
| NQ | 33.4 | 37.3 | 37.4 | 44.1 | 50.5 | 55.4 | 59.1 | 60.7 | 48.2 | 40.4 | 32.1 | 31.1 | 33.4 | 37.3 |
| MNQ | 90.5 | 114 | 131 | 151 | 147 | 146 | 107 | 94.8 | 85.9 | 80.1 | 78.5 | 77.7 | 90.0 | 113 |
| MQ | 143 | 208 | 239 | 258 | 256 | 219 | 145 | 128 | 118 | 100 | 95.8 | 107 | 138 | 207 |
| MHQ | 255 | 398 | 443 | 476 | 480 | 356 | 237 | 211 | 191 | 151 | 139 | 174 | 239 | 395 |
| HQ | 1130 | 1010 | 1250 | 2000 | 1400 | 956 | 980 | 922 | 1090 | 591 | 469 | 842 | 1110 | 1010 |
| Jahr | 1940 | 1986 | 1995 | 1946 | 1947 | 1994 | 1943 * | 1981 | 1956 | 1981 | 1957 | 1998 | 1998 | 1986 |

| | 1960/1999 | | 1961/2000 | | | | | | | 40 Jahre | | | | |
|---|---|---|---|---|---|---|---|---|---|---|---|---|---|---|
| $Mh_N$ mm | 69 | 79 | 65 | 52 | 61 | 58 | 67 | 77 | 74 | 68 | 60 | 59 | 68 | 78 |
| $Mh_A$ mm | 21 | 32 | 36 | 37 | 39 | 32 | 22 | 19 | 18 | 15 | 14 | 16 | 20 | 31 |

| | Abflußjahr (*) 2000 Jahr | Datum | Winter | Sommer | Kalenderjahr 2000 Jahr | Datum |
|---|---|---|---|---|---|---|
| NQ m³/s | 72.3 | am 01.11.1999 | 72.3 | 77.1 | 77.1 | am 04.10.2000 |
| MQ m³/s | 173 | | 254 | 92.6 | 167 | |
| HQ m³/s | 793 | am 10.03.2000 bei W= 554 cm | 793 | 142 | 793 | am 10.03.2000 bei W= 554 cm |
| Nq l/(s km²) | 4.10 | | 4.10 | 4.38 | 4.38 | |
| Mq l/(s km²) | 9.82 | | 14.4 | 5.25 | 9.48 | |
| Hq l/(s km²) | 45.0 | | 45.0 | 8.06 | 45.0 | |
| $h_N$ mm | 885 | | 475 | 410 | 812 | |
| $h_A$ mm | 310 | | 227 | 84 | 300 | |
| | 1941/2000 (*) 60 Jahre | | | | 1941/2000 | |
| NQ m³/s | 31.1 | am 21.10.1959 | 33.4 | 31.1 | 31.1 | am 21.10.1959 |
| MNQ m³/s | 59.4 | | 78.1 | 68.1 | 63.0 | |
| MQ m³/s | 168 | | 220 | 116 | 167 | |
| MHQ m³/s | 764 | | 727 | 348 | 761 | |
| HQ m³/s | 2000 | am 10.02.1946 bei W= 785 cm | 2000 | 1090 | 2000 | am 10.02.1946 bei W= 785 cm |
| $HQ_1$ m³/s | 591 | | 558 | 210 | 591 | |
| $HQ_5$ m³/s | 1000 | | 992 | 452 | 1000 | |
| MNq l/(s km²) | 3.37 | | 4.43 | 3.87 | 3.58 | |
| Mq l/(s km²) | 9.54 | | 12.5 | 6.58 | 9.48 | |
| MHq l/(s km²) | 43.4 | | 41.3 | 19.7 | 43.2 | |
| | 1961/2000 (*) 40 Jahre | | | | 1961/2000 | |
| $Mh_N$ mm | 791 | | 385 | 406 | 789 | |
| $Mh_A$ mm | 301 | | 196 | 105 | 300 | |

## Extremwerte

| | Niedrigwasser m³/s | l/(s km²) | Datum | Hochwasser m³/s | l/(s km²) | cm | Datum |
|---|---|---|---|---|---|---|---|
| 1 | 26.3 | 1.49 | 01.12.1921 | 2000 | 114 | 785 | 10.02.1946 |
| 2 | 31.1 | 1.77 | 21.10.1959 | 1680 | 95.4 | 754 | 03.01.1926 |
| 3 | 31.9 | 1.81 | 04.10.1934 | 1400 | 79.5 | 733 | 16.03.1947 |
| 4 | 33.4 | 1.90 | 07.11.1949 | 1390 | 78.9 | 701 | 01.12.1939 |
| 5 | 37.2 | 2.11 | 16.09.1991 | 1260 | 71.5 | 677 | 01.02.1995 |
| 6 | 37.2 | 2.11 | 07.10.1964 | 1190 | 67.5 | 654 | 21.03.1942 |
| 7 | 37.4 | 2.12 | 10.01.1954 | 1170 | 66.4 | 657 | 14.03.1981 |
| 8 | 38.6 | 2.19 | 21.09.1947 | 1130 | 64.1 | 648 | 04.01.1987 |
| 9 | 40.1 | 2.28 | 03.11.1976 | 1130 | 64.1 | 650 | 08.11.1940 |
| 10 | 40.2 | 2.28 | 09.11.1943 | 1110 | 63.0 | 643 | 03.11.1998 |

## Dauertabelle

| Unterschreitungsdauer in Tagen | Unterschrittene Abflüsse m³/s: Abflußjahr (*) 2000 | Kalenderjahr 2000 | 1941/2000 60 Kalenderjahre: Obere Hüllwerte | Mittlere Werte | Untere Hüllwerte |
|---|---|---|---|---|---|
| (365) | | | | | |
| 364 | 727 | 727 | 2000 | 908 | 253 |
| 363 | 678 | 678 | 1960 | 821 | 209 |
| 362 | 603 | 603 | 1920 | 753 | 198 |
| 361 | 593 | 593 | 1550 | 697 | 191 |
| 360 | 582 | 582 | 1440 | 651 | 180 |
| 359 | 568 | 568 | 1240 | 621 | 173 |
| 358 | 561 | 561 | 1160 | 593 | 166 |
| 357 | 548 | 548 | 1030 | 569 | 164 |
| 356 | 540 | 540 | 950 | 549 | 150 |
| 350 | 506 | 506 | 828 | 459 | 147 |
| 340 | 457 | 457 | 673 | 374 | 129 |
| 330 | 378 | 375 | 558 | 328 | 123 |
| 320 | 350 | 328 | 478 | 294 | 117 |
| 300 | 285 | 254 | 401 | 243 | 111 |
| 270 | 200 | 167 | 335 | 193 | 93.0 |
| 240 | 153 | 137 | 282 | 160 | 81.3 |
| 210 | 117 | 113 | 247 | 138 | 73.4 |
| 183 | 104 | 105 | 215 | 123 | 69.4 |
| 150 | 95.5 | 98.2 | 194 | 106 | 64.3 |
| 130 | 91.9 | 93.8 | 184 | 98.5 | 53.9 |
| 120 | 90.4 | 92.8 | 174 | 94.6 | 51.0 |
| 110 | 89.0 | 90.9 | 171 | 91.5 | 47.4 |
| 100 | 87.6 | 90.0 | 166 | 88.4 | 44.6 |
| 90 | 86.5 | 88.5 | 161 | 85.4 | 43.9 |
| 80 | 85.6 | 87.1 | 157 | 82.5 | 41.9 |
| 70 | 84.6 | 86.2 | 153 | 79.7 | 41.2 |
| 60 | 83.8 | 85.5 | 150 | 76.3 | 39.8 |
| 50 | 82.9 | 83.8 | 145 | 72.8 | 38.0 |
| 40 | 81.7 | 82.9 | 141 | 68.7 | 36.8 |
| 30 | 80.1 | 82.1 | 138 | 64.5 | 35.5 |
| 25 | 80.0 | 81.1 | 137 | 62.5 | 34.9 |
| 20 | 79.4 | 80.1 | 136 | 59.4 | 34.9 |
| 15 | 78.3 | 80.0 | 134 | 54.1 | 34.3 |
| 10 | 77.4 | 79.4 | 132 | 47.9 | 33.7 |
| 9 | 77.3 | 79.2 | 131 | 46.7 | 33.7 |
| 8 | 77.2 | 78.9 | 131 | 45.5 | 33.7 |
| 7 | 77.2 | 78.7 | 128 | 44.4 | 33.2 |
| 6 | 77.1 | 78.2 | 128 | 43.5 | 33.2 |
| 5 | 76.8 | 78.0 | 127 | 42.3 | 33.2 |
| 4 | 76.4 | 77.9 | 127 | 41.2 | 33.2 |
| 3 | 75.8 | 77.4 | 126 | 40.5 | 32.7 |
| 2 | 74.9 | 77.3 | 124 | 39.1 | 32.7 |
| 1 | 74.7 | 77.3 | 123 | 36.6 | 32.1 |
| 0 | 72.3 | 77.1 | 119 | 31.1 | 31.1 |

(*) Abflußjahr: 1.11. des Vorjahres bis 31.10.

HQ1, HQ5 : Jahresreihe 1921/2000
Extremwerte ab 1921
Wasserstände bis 1960 für Weser-Km 182.97
die Abflüsse sind durch Talsperrenbetrieb beeinflußt
eisfrei

BfG Koblenz

$A_{Eo}$ : 19162 km²
PNP :NN + 37.04 m
Lage: 198.4 km unterh. v.Werra u.Fulda rechts

# Q
m³/s

Pegel : Porta Nr. 47100100
Gewässer : Weser
Gebiet : Mittelweser

## Tageswerte

| Tag | 1999 Nov | 1999 Dez | 2000 Jan | Feb | Mrz | Apr | Mai | Jun | Jul | Aug | Sep | Okt | Nov | Dez |
|---|---|---|---|---|---|---|---|---|---|---|---|---|---|---|
| 1. | 77.3 | 108 | 297 | 519 | 497 | 275 | 136 | 97.7 | 86.1 | 104 | 81.8 | 81.6 | 93.0 | 113 |
| 2. | 79.6 | 112 | 272 | 493 | 483 | 272 | 146 | 96.1 | 86.0 | 110 | 87.5 | 80.9 | 95.3 | 117 |
| 3. | 80.6 | 113 | 258 | 440 | 556 | 260 | 148 | 93.7 | 93.4 | 100 | 92.0 | 79.2 | 104 | 114 |
| 4. | 84.3 | 121 | 262 | 396 | 643 | 250 | 140 | 92.6 | 120 | 92.5 | 96.3 | 78.6 | 108 | 110 |
| 5. | 84.4 | 116 | 291 | 372 | 569 | 240 | 133 | 106 | 144 | 89.1 | 98.9 | 81.0 | 108 | 107 |
| 6. | 85.3 | 113 | 277 | 355 | 557 | 229 | 131 | 120 | 136 | 90.3 | 94.9 | 81.8 | 115 | 102 |
| 7. | 83.4 | 129 | 272 | 334 | 526 | 222 | 126 | 121 | 120 | 89.5 | 101 | 80.9 | 119 | 94.7 |
| 8. | 84.4 | 159 | 279 | 320 | 488 | 212 | 122 | 122 | 99.7 | 83.7 | 91.2 | 80.2 | 109 | 91.9 |
| 9. | 83.3 | 151 | 261 | 329 | 604 | 203 | 124 | 108 | 90.8 | 81.0 | 90.9 | 83.4 | 104 | 91.0 |
| 10. | 84.6 | 148 | 248 | 307 | 798 | 195 | 122 | 101 | 90.0 | 81.9 | 89.9 | 83.7 | 102 | 90.1 |
| 11. | 83.0 | 160 | 237 | 321 | 790 | 190 | 121 | 95.9 | 96.1 | 84.5 | 95.3 | 85.4 | 99.1 | 96.4 |
| 12. | 81.0 | 202 | 234 | 314 | 738 | 188 | 118 | 92.3 | 104 | 84.7 | 89.6 | 86.2 | 97.8 | 103 |
| 13. | 90.0 | 250 | 228 | 317 | 649 | 184 | 115 | 96.5 | 97.0 | 82.2 | 85.5 | 89.1 | 97.8 | 111 |
| 14. | 108 | 282 | 212 | 328 | 609 | 183 | 110 | 95.8 | 101 | 81.9 | 83.5 | 92.0 | 97.2 | 132 |
| 15. | 106 | 329 | 196 | 317 | 646 | 180 | 107 | 91.7 | 98.5 | 83.8 | 82.5 | 99.5 | 100 | 133 |
| 16. | 98.7 | 316 | 183 | 316 | 599 | 180 | 105 | 90.0 | 97.4 | 80.1 | 92.0 | 96.0 | 111 | 148 |
| 17. | 93.5 | 285 | 175 | 324 | 579 | 175 | 103 | 89.8 | 95.7 | 87.8 | 96.0 | 129 | 124 | 157 |
| 18. | 92.6 | 264 | 172 | 364 | 541 | 171 | 103 | 88.2 | 102 | 90.7 | 91.7 | 138 | 126 | 183 |
| 19. | 94.2 | 240 | 168 | 399 | 532 | 167 | 104 | 87.3 | 98.4 | 92.9 | 88.0 | 117 | 120 | 169 |
| 20. | 97.2 | 220 | 166 | 406 | 534 | 164 | 109 | 87.0 | 90.5 | 99.9 | 93.4 | 96.1 | 114 | 147 |
| 21. | 94.0 | 207 | 173 | 424 | 524 | 164 | 108 | 87.6 | 86.1 | 117 | 92.4 | 90.7 | 108 | 133 |
| 22. | 91.1 | 194 | 196 | 426 | 485 | 163 | 113 | 93.2 | 85.9 | 103 | 86.2 | 86.7 | 106 | 126 |
| 23. | 96.1 | 184 | 224 | 392 | 443 | 164 | 111 | 94.3 | 86.7 | 108 | 83.9 | 84.1 | 109 | 120 |
| 24. | 101 | 181 | 214 | 363 | 405 | 168 | 111 | 91.9 | 86.6 | 103 | 88.5 | 86.5 | 110 | 114 |
| 25. | 104 | 197 | 197 | 402 | 384 | 164 | 115 | 92.9 | 92.0 | 93.0 | 94.9 | 81.7 | 106 | 111 |
| 26. | 107 | 222 | 179 | 533 | 381 | 159 | 110 | 93.5 | 97.4 | 88.1 | 92.2 | 80.1 | 105 | 110 |
| 27. | 107 | 309 | 167 | 622 | 363 | 154 | 108 | 92.4 | 104 | 82.6 | 90.1 | 80.8 | 103 | 111 |
| 28. | 113 | 397 | 158 | 570 | 338 | 149 | 105 | 88.8 | 106 | 90.0 | 91.9 | 88.3 | 102 | 113 |
| 29. | 114 | 417 | 181 | 532 | 314 | 146 | 102 | 84.9 | 102 | 88.0 | 86.2 | 90.4 | 104 | 113 |
| 30. | 111 | 391 | 341 | | 299 | 146 | 102 | 84.1 | 97.2 | 84.0 | 82.9 | 93.0 | 110 | 121 |
| 31. | | 338 | 432 | | 282 | | 99.1 | | 101 | 81.1 | | 95.7 | | 128 |

## Hauptwerte

| | | | | | | | | | | | | | | |
|---|---|---|---|---|---|---|---|---|---|---|---|---|---|---|
| Tag | 1. | 1. | 28. | 10. | 31. | 29.+ | 31. | 30. | 22. | 16. | 1. | 4. | 1. | 10. |
| NQ | 77.3 | 108 | 158 | 307 | 282 | 146 | 99.1 | 84.1 | 85.9 | 80.1 | 81.8 | 78.6 | 93.0 | 90.1 |
| MQ | 93.7 | 221 | 231 | 398 | 521 | 191 | 116 | 95.9 | 99.7 | 91.2 | 90.4 | 90.2 | 107 | 119 |
| HQ | 115 | 422 | 496 | 630 | 834 | 277 | 152 | 130 | 154 | 121 | 106 | 140 | 129 | 185 |
| Tag | 29. | 28.+ | 31. | 27. | 10. | 1. | 2.+ | 8. | 5. | 21. | 7. | 18. | 18. | 18. |
| $h_N$ mm | 62 | 119 | 68 | 97 | 99 | 39 | 45 | 52 | 121 | 63 | 76 | 53 | 50 | 56 |
| $h_A$ mm | 13 | 31 | 32 | 52 | 73 | 26 | 16 | 13 | 14 | 13 | 12 | 13 | 14 | 17 |
| | 1940/1999 | | 1941/2000 60 Jahre | | | | | | | | | | | |
| Jahr | 1949 | 1959 | 1947 | 1954 | 1972 | 1960 | 1954 | 1954 | 1943 | 1964 | 1959 | 1959 | 1949 | 1959 |
| NQ | 35.0 | 40.2 | 44.2 | 50.2 | 56.9 | 62.6 | 67.0 | 63.9 | 50.4 | 42.4 | 35.2 | 36.3 | 35.0 | 40.2 |
| MNQ | 99.3 | 127 | 148 | 169 | 161 | 159 | 116 | 102 | 92.8 | 86.4 | 84.9 | 85.3 | 98.7 | 127 |
| MQ | 158 | 233 | 268 | 286 | 282 | 239 | 158 | 139 | 128 | 110 | 104 | 118 | 153 | 231 |
| MHQ | 288 | 447 | 495 | 524 | 536 | 391 | 261 | 230 | 210 | 173 | 153 | 198 | 270 | 422 |
| HQ | 1230 | 1240 | 1340 | 2300 | 1580 | 1000 | 961 | 957 | 1180 | 600 | 520 | 1000 | 1180 | 1240 |
| Jahr | 1940 | 1986 | 1995 | 1946 | 1947 | 1994 + | 1984 | 1984 | 1956 | 1981 | 1957 | 1998 | 1998 | 1986 |
| | 1955/1999 | | 1956/2000 45 Jahre | | | | | | | | | | | |
| $Mh_N$ mm | 66 | 79 | 67 | 52 | 60 | 57 | 66 | 77 | 77 | 72 | 61 | 61 | 66 | 78 |
| $Mh_A$ mm | 21 | 33 | 38 | 37 | 39 | 32 | 22 | 19 | 18 | 15 | 14 | 16 | 21 | 32 |

| | Abflußjahr (*) 2000 Jahr | Datum | Winter | Sommer | Kalenderjahr 2000 Jahr | Datum |
|---|---|---|---|---|---|---|
| NQ m³/s | 77.3 | am 01.11.1999 | 77.3 | 78.6 | 78.6 | am 04.10.2000 |
| MQ m³/s | 186 | | 276 | 97.3 | 179 | |
| HQ m³/s | 834 | am 10.03.2000 bei W= 535 cm | 834 | 154 | 834 | am 10.03.2000 bei W= 535 cm |
| Nq l/(s km²) | 4.03 | | 4.03 | 4.10 | 4.10 | |
| Mq l/(s km²) | 9.72 | | 14.4 | 5.08 | 9.32 | |
| Hq l/(s km²) | 43.5 | | 43.5 | 8.04 | 43.5 | |
| $h_N$ mm | 894 | | 484 | 410 | 819 | |
| $h_A$ mm | 306 | | 226 | 81 | 295 | |
| | 1941/2000 (*) 60 Jahre | | | | 1941/2000 | |
| NQ m³/s | 35.0 | am 07.11.1949 | 35.0 | 35.2 | 35.0 | am 07.11.1949 |
| MNQ m³/s | 65.0 | | 86.0 | 73.8 | 69.2 | |
| MQ m³/s | 185 | | 244 | 126 | 184 | |
| MHQ m³/s | 843 | | 804 | 381 | 840 | |
| HQ m³/s | 2300 | am 10.02.1946 bei W= 790 cm | 2300 | 1180 | 2300 | am 10.02.1946 bei W= 790 cm |
| $HQ_1$ m³/s | 641 | | 614 | 221 | 641 | |
| $HQ_5$ m³/s | 1100 | | 1090 | 516 | 1100 | |
| MNq l/(s km²) | 3.39 | | 4.49 | 3.85 | 3.61 | |
| Mq l/(s km²) | 9.65 | | 12.7 | 6.58 | 9.60 | |
| MHq l/(s km²) | 44.0 | | 42.0 | 19.9 | 43.8 | |
| | 1956/2000 (*) 45 Jahre | | | | 1956/2000 | |
| $Mh_N$ mm | 794 | | 379 | 414 | 794 | |
| $Mh_A$ mm | 304 | | 200 | 105 | 304 | |

## Extremwerte

| | Niedrigwasser m³/s | l/(s km²) | Datum | Hochwasser m³/s | l/(s km²) | cm | Datum |
|---|---|---|---|---|---|---|---|
| 1 | 35.0 | 1.83 | 07.11.1949 | 2300 | 120 | 790 | 10.02.1946 |
| 2 | 35.2 | 1.84 | 21.09.1959 | 1580 | 82.5 | 688 | 16.03.1947 |
| 3 | 39.5 | 2.06 | 22.09.1947 | 1500 | 78.3 | 678 | 02.12.1939 |
| 4 | 41.4 | 2.16 | 08.09.1964 | 1370 | 71.5 | 657 | 02.02.1995 |
| 5 | 42.2 | 2.20 | 15.09.1991 | 1290 | 67.3 | 643 | 02.01.1987 |
| 6 | 42.5 | 2.22 | 02.11.1976 | 1260 | 65.8 | 642 | 14.03.1981 |
| 7 | 44.2 | 2.31 | 09.01.1947 | 1230 | 64.2 | 634 | 08.11.1940 |
| 8 | 44.2 | 2.31 | 11.11.1943 | 1220 | 63.7 | 632 | 22.03.1942 |
| 9 | 44.4 | 2.32 | 07.12.1953 | 1180 | 61.6 | 622 | 03.11.1998 |
| 10 | 50.2 | 2.62 | 24.02.1954 | 1180 | 61.6 | 629 | 17.07.1956 |

## Dauertabelle

| Unterschreitungsdauer in Tagen | Unterschrittene Abflüsse m³/s: Abflußjahr (*) 2000 | Kalenderjahr 2000 | 1941/2000 60 Kalenderjahre: Obere Hüllwerte | Mittlere Werte | Untere Hüllwerte |
|---|---|---|---|---|---|
| (365) | | | | | |
| 364 | 790 | 790 | 2220 | 996 | 282 |
| 363 | 738 | 738 | 2130 | 884 | 227 |
| 362 | 649 | 649 | 2090 | 825 | 210 |
| 361 | 646 | 646 | 1980 | 762 | 209 |
| 360 | 643 | 643 | 1620 | 723 | 190 |
| 359 | 622 | 622 | 1310 | 688 | 187 |
| 358 | 609 | 609 | 1240 | 658 | 179 |
| 357 | 604 | 604 | 1120 | 638 | 176 |
| 356 | 599 | 599 | 1060 | 614 | 176 |
| 350 | 541 | 541 | 899 | 508 | 155 |
| 340 | 488 | 488 | 764 | 415 | 141 |
| 330 | 405 | 402 | 629 | 362 | 133 |
| 320 | 364 | 355 | 546 | 322 | 128 |
| 300 | 309 | 277 | 452 | 266 | 121 |
| 270 | 222 | 184 | 376 | 213 | 104 |
| 240 | 171 | 147 | 315 | 177 | 86.0 |
| 210 | 129 | 120 | 270 | 153 | 79.3 |
| 183 | 111 | 111 | 234 | 135 | 73.9 |
| 150 | 102 | 103 | 207 | 118 | 68.9 |
| 130 | 96.3 | 98.5 | 197 | 108 | 58.1 |
| 120 | 95.3 | 96.5 | 192 | 104 | 55.8 |
| 110 | 93.4 | 95.8 | 186 | 100 | 52.1 |
| 100 | 92.4 | 93.5 | 180 | 96.3 | 49.9 |
| 90 | 91.7 | 92.5 | 177 | 92.8 | 47.8 |
| 80 | 90.1 | 91.9 | 171 | 89.4 | 46.4 |
| 70 | 89.1 | 90.4 | 166 | 86.0 | 44.9 |
| 60 | 87.5 | 89.5 | 161 | 82.7 | 42.8 |
| 50 | 86.2 | 87.8 | 157 | 78.9 | 40.9 |
| 40 | 84.5 | 86.5 | 154 | 74.6 | 39.6 |
| 30 | 83.7 | 84.5 | 151 | 70.0 | 38.3 |
| 25 | 83.0 | 83.8 | 149 | 67.8 | 37.6 |
| 20 | 82.2 | 82.9 | 146 | 64.8 | 37.6 |
| 15 | 81.6 | 81.9 | 144 | 60.1 | 37.0 |
| 10 | 81.0 | 81.1 | 141 | 52.9 | 37.0 |
| 9 | 80.9 | 81.1 | 140 | 51.4 | 37.0 |
| 8 | 80.8 | 81.0 | 140 | 49.7 | 37.0 |
| 7 | 80.6 | 81.0 | 140 | 48.2 | 37.0 |
| 6 | 80.2 | 80.9 | 138 | 47.1 | 37.0 |
| 5 | 80.2 | 80.8 | 138 | 46.0 | 37.0 |
| 4 | 80.1 | 80.2 | 136 | 44.9 | 37.0 |
| 3 | 79.6 | 80.2 | 135 | 43.6 | 37.0 |
| 2 | 79.2 | 80.1 | 134 | 42.1 | 36.3 |
| 1 | 78.6 | 79.2 | 133 | 39.6 | 35.7 |
| 0 | 77.3 | 78.6 | 131 | 35.0 | 35.0 |

(*) Abflußjahr: 1.11. des Vorjahres bis 31.10.

HQ1, HQ5 : Jahresreihe 1936/2000
Extremwerte ab 1936
die Abflüsse sind durch Talsperrenbetrieb beeinflußt
eisfrei

BfG Koblenz

$A_{Eo}$ : 19910 km²
PNP :NN + 20.00 m
Lage: 256.0 km unterh. v.Werra u.Fulda links

# Q
m³/s

Pegel : Liebenau Nr. 47500200
Gewässer : Weser
Gebiet : Mittelweser

## Tageswerte

| Tag | 1999 Nov | 1999 Dez | 2000 Jan | Feb | Mrz | Apr | Mai | Jun | Jul | Aug | Sep | Okt | Nov | Dez |
|---|---|---|---|---|---|---|---|---|---|---|---|---|---|---|
| 1. | 80.2 | 109 | 310 | 480 | 501 | 291 | 141 | 98.9 | 90.1 | 108 | 86.4 | 96.6 | 96.4 | 115 |
| 2. | 85.0 | 110 | 284 | 491 | 490 | 292 | 151 | 101 | 89.1 | 118 | 96.1 | 95.5 | 100 | 120 |
| 3. | 86.4 | 116 | 274 | 450 | 503 | 279 | 157 | 95.0 | 90.5 | 106 | 101 | 103 | 107 | 116 |
| 4. | 85.6 | 119 | 262 | 410 | 625 | 269 | 150 | 92.6 | 109 | 101 | 105 | 96.7 | 116 | 112 |
| 5. | 90.8 | 115 | 296 | 379 | 584 | 256 | 140 | 99.8 | 141 | 96.6 | 104 | 89.1 | 111 | 108 |
| 6. | 88.2 | 114 | 292 | 364 | 555 | 244 | 134 | 130 | 146 | 97.8 | 100 | 88.1 | 116 | 109 |
| 7. | 83.6 | 122 | 279 | 347 | 535 | 233 | 131 | 121 | 134 | 88.8 | 108 | 92.4 | 129 | 99.8 |
| 8. | 90.3 | 161 | 287 | 331 | 496 | 225 | 127 | 129 | 109 | 89.8 | 99.1 | 86.6 | 115 | 94.7 |
| 9. | 85.0 | 156 | 272 | 333 | 532 | 214 | 128 | 113 | 95.0 | 89.4 | 99.7 | 90.2 | 105 | 96.6 |
| 10. | 88.7 | 150 | 257 | 320 | 734 | 206 | 125 | 105 | 90.7 | 88.0 | 96.9 | 92.3 | 107 | 95.7 |
| 11. | 91.6 | 158 | 245 | 318 | 814 | 200 | 124 | 97.5 | 96.6 | 91.0 | 99.8 | 89.8 | 105 | 101 |
| 12. | 87.4 | 187 | 239 | 327 | 785 | 197 | 123 | 98.1 | 107 | 87.7 | 95.9 | 93.0 | 101 | 108 |
| 13. | 90.3 | 256 | 236 | 320 | 698 | 195 | 118 | 97.2 | 101 | 92.1 | 92.8 | 95.0 | 102 | 117 |
| 14. | 109 | 268 | 223 | 344 | 614 | 193 | 115 | 98.0 | 105 | 87.8 | 88.4 | 95.6 | 103 | 130 |
| 15. | 109 | 320 | 203 | 332 | 632 | 191 | 111 | 93.4 | 104 | 85.6 | 90.8 | 103 | 104 | 140 |
| 16. | 102 | 319 | 189 | 327 | 628 | 190 | 109 | 90.8 | 103 | 84.6 | 94.6 | 97.3 | 113 | 153 |
| 17. | 98.7 | 295 | 181 | 334 | 581 | 183 | 107 | 92.3 | 98.7 | 91.7 | 106 | 124 | 125 | 157 |
| 18. | 94.5 | 270 | 179 | 356 | 556 | 178 | 105 | 85.5 | 102 | 97.6 | 101 | 139 | 132 | 179 |
| 19. | 98.6 | 247 | 172 | 395 | 534 | 171 | 106 | 94.1 | 102 | 97.4 | 92.1 | 127 | 123 | 176 |
| 20. | 100 | 228 | 170 | 407 | 528 | 175 | 112 | 88.1 | 91.8 | 107 | 97.2 | 102 | 114 | 153 |
| 21. | 96.2 | 215 | 173 | 418 | 529 | 171 | 109 | 84.2 | 89.9 | 119 | 97.1 | 95.5 | 111 | 138 |
| 22. | 96.2 | 197 | 193 | 429 | 499 | 168 | 116 | 94.3 | 92.2 | 110 | 93.0 | 93.0 | 108 | 130 |
| 23. | 98.6 | 188 | 235 | 406 | 463 | 165 | 113 | 96.5 | 92.3 | 108 | 90.4 | 87.4 | 113 | 125 |
| 24. | 104 | 187 | 225 | 378 | 430 | 168 | 111 | 95.4 | 89.9 | 105 | 97.5 | 92.4 | 112 | 118 |
| 25. | 106 | 188 | 211 | 386 | 406 | 177 | 120 | 92.0 | 88.0 | 98.0 | 100 | 86.5 | 112 | 116 |
| 26. | 108 | 225 | 189 | 473 | 396 | 168 | 115 | 91.8 | 99.5 | 93.4 | 95.7 | 83.7 | 104 | 115 |
| 27. | 107 | 288 | 177 | 571 | 401 | 159 | 107 | 93.9 | 103 | 86.8 | 93.5 | 86.9 | 106 | 119 |
| 28. | 111 | 365 | 166 | 568 | 367 | 155 | 113 | 89.4 | 109 | 96.2 | 101 | 95.2 | 104 | 118 |
| 29. | 115 | 404 | 169 | 530 | 341 | 148 | 104 | 85.5 | 109 | 91.5 | 93.6 | 96.8 | 106 | 115 |
| 30. | 114 | 392 | 314 | | 321 | 143 | 108 | 83.8 | 105 | 83.2 | 89.8 | 96.2 | 115 | 125 |
| 31. | | 355 | 395 | | 305 | | 104 | | 105 | 86.2 | | 101 | | 135 |

## Hauptwerte

| | | | | | | | | | | | | | | |
|---|---|---|---|---|---|---|---|---|---|---|---|---|---|---|
| Tag | 1. | 1. | 28. | 11. | 31. | 30. | 29.+ | 30. | 25. | 30. | 1. | 26. | 1. | 8. |
| NQ | 80.2 | 109 | 166 | 318 | 305 | 143 | 104 | 83.8 | 88.0 | 83.2 | 86.4 | 83.7 | 96.4 | 94.7 |
| MQ | 96.7 | 220 | 235 | 397 | 528 | 200 | 120 | 97.6 | 103 | 96.2 | 96.9 | 97.1 | 111 | 124 |
| HQ | 129 | 407 | 450 | 591 | 824 | 298 | 171 | 144 | 175 | 136 | 129 | 157 | 144 | 200 |
| Tag | 29. | 29. | 31. | 27. | 11. | 1. | 3. | 8. | 5. | 21. | 7. | 18. | 18. | 18. |
| $h_N$ mm | 61 | 118 | 67 | 96 | 99 | 38 | 45 | 51 | 120 | 62 | 76 | 52 | 49 | 56 |
| $h_A$ mm | 13 | 30 | 32 | 50 | 71 | 26 | 16 | 13 | 14 | 13 | 13 | 13 | 14 | 17 |
| | 1953/1999 | | 1954/2000 47 Jahre | | | | | | | | | | | |
| Jahr | 1976 | 1959 | 1977 | 1972 | 1972 | 1960 | 1960 | 1964 | 1964 | 1964 | 1959 | 1959 | 1976 | 1959 |
| NQ | 37.2 | 40.6 | 46.2 | 48.4 | 53.5 | 57.2 | 64.2 | 58.1 | 46.3 | 30.5 | 27.0 | 23.6 | 37.2 | 40.6 |
| MNQ | 101 | 135 | 161 | 179 | 172 | 171 | 122 | 105 | 95.4 | 87.1 | 86.3 | 89.4 | 102 | 136 |
| MQ | 156 | 242 | 284 | 279 | 291 | 255 | 171 | 147 | 137 | 114 | 110 | 126 | 157 | 244 |
| MHQ | 273 | 452 | 509 | 488 | 532 | 405 | 276 | 247 | 234 | 186 | 178 | 226 | 275 | 455 |
| HQ | 1190 | 1120 | 1230 | 1270 | 1310 | 1070 | 872 | 912 | 1160 | 597 | 508 | 1160 | 1190 | 1120 |
| Jahr | 1998 | 1986 | 1995 | 1995 | 1981 | 1988 | 1984 | 1984 | 1956 | 1981 | 1957 | 1998 | 1998 | 1986 |
| | 1960/1999 | | 1961/2000 40 Jahre | | | | | | | | | | | |
| $Mh_N$ mm | 69 | 79 | 66 | 52 | 62 | 58 | 66 | 77 | 74 | 68 | 61 | 59 | 68 | 78 |
| $Mh_A$ mm | 20 | 33 | 38 | 35 | 39 | 33 | 23 | 19 | 18 | 15 | 14 | 17 | 20 | 33 |

| | Abflußjahr (*) 2000 Jahr | Datum | Winter | Sommer | Kalenderjahr 2000 Jahr | Datum |
|---|---|---|---|---|---|---|
| NQ m³/s | 80.2 | am 01.11.1999 | 80.2 | 83.2 | 83.2 | am 30.08.2000 |
| MQ m³/s | 190 | | 280 | 102 | 183 | |
| HQ m³/s | 824 | am 11.03.2000 bei W= 607 cm | 824 | 175 | 824 | am 11.03.2000 bei W= 607 cm |
| Nq l/(s km²) | 4.03 | | 4.03 | 4.18 | 4.18 | |
| Mq l/(s km²) | 9.56 | | 14.1 | 5.12 | 9.21 | |
| Hq l/(s km²) | 41.4 | | 41.4 | 8.79 | 41.4 | |
| $h_N$ mm | 885 | | 479 | 406 | 811 | |
| $h_A$ mm | 302 | | 221 | 81 | 291 | |
| | 1954/2000 (*) 47 Jahre | | | | 1954/2000 | |
| NQ m³/s | 23.6 | am 19.10.1959 | 37.2 | 23.6 | 23.6 | am 19.10.1959 |
| MNQ m³/s | 65.4 | | 89.2 | 73.9 | 69.7 | |
| MQ m³/s | 192 | | 251 | 134 | 192 | |
| MHQ m³/s | 787 | | 751 | 395 | 801 | |
| HQ m³/s | 1310 | am 15.03.1981 bei W= 695 cm | 1310 | 1160 | 1310 | am 15.03.1981 bei W= 695 cm |
| $HQ_1$ m³/s | 657 | | 617 | 246 | 657 | |
| $HQ_5$ m³/s | 1020 | | 1000 | 559 | 1020 | |
| MNq l/(s km²) | 3.28 | | 4.48 | 3.71 | 3.50 | |
| Mq l/(s km²) | 9.64 | | 12.6 | 6.73 | 9.64 | |
| MHq l/(s km²) | 39.5 | | 37.7 | 19.8 | 40.2 | |
| | 1961/2000 (*) 40 Jahre | | | | 1961/2000 | |
| $Mh_N$ mm | 791 | | 385 | 406 | 789 | |
| $Mh_A$ mm | 304 | | 198 | 107 | 305 | |

## Extremwerte

| | Niedrigwasser m³/s | l/(s km²) | Datum | Hochwasser m³/s | l/(s km²) | cm | Datum |
|---|---|---|---|---|---|---|---|
| 1 | 23.6 | 1.19 | 19.10.1959 | 1310 | 65.8 | 695 | 15.03.1981 |
| 2 | 30.5 | 1.53 | 30.08.1964 | 1270 | 63.8 | 690 | 03.02.1995 |
| 3 | 35.0 | 1.76 | 08.09.1991 | 1220 | 61.3 | 687 | 03.01.1987 |
| 4 | 35.5 | 1.78 | 14.09.1976 | 1190 | 59.8 | 681 | 04.11.1998 |
| 5 | 42.0 | 2.11 | 01.11.1991 | 1160 | 58.3 | 696 | 18.07.1956 |
| 6 | 44.9 | 2.26 | 19.11.1971 | 1120 | 56.3 | 673 | 04.01.1994 |
| 7 | 46.5 | 2.34 | 10.01.1954 | 1100 | 55.2 | 673 | 29.03.1988 |
| 8 | 46.8 | 2.35 | 22.11.1983 | 1090 | 54.7 | 672 | 29.03.1987 |
| 9 | 47.5 | 2.39 | 24.10.1990 | 996 | 50.0 | 686 | 26.02.1970 |
| 10 | 47.8 | 2.40 | 07.10.1973 | 992 | 49.8 | 659 | 07.01.1982 |

## Dauertabelle

| Unterschreitungsdauer in Tagen | Unterschrittene Abflüsse m³/s: Abflußjahr (*) 2000 | Kalenderjahr 2000 | 1954/2000 47 Kalenderjahre: Obere Hüllwerte | Mittlere Werte | Untere Hüllwerte |
|---|---|---|---|---|---|
| (365) | | | | | |
| 364 | 785 | 785 | 1300 | 982 | 302 |
| 363 | 734 | 734 | 1270 | 874 | 251 |
| 362 | 698 | 698 | 1220 | 824 | 225 |
| 361 | 632 | 632 | 1200 | 780 | 212 |
| 360 | 628 | 628 | 1190 | 737 | 211 |
| 359 | 625 | 625 | 1160 | 705 | 202 |
| 358 | 614 | 614 | 1130 | 678 | 182 |
| 357 | 584 | 584 | 1120 | 642 | 180 |
| 356 | 581 | 581 | 1040 | 619 | 179 |
| 350 | 534 | 534 | 918 | 520 | 166 |
| 340 | 490 | 490 | 768 | 430 | 154 |
| 330 | 407 | 407 | 652 | 378 | 144 |
| 320 | 378 | 364 | 535 | 340 | 135 |
| 300 | 318 | 292 | 470 | 284 | 126 |
| 270 | 228 | 191 | 400 | 228 | 114 |
| 240 | 175 | 151 | 342 | 190 | 97.9 |
| 210 | 131 | 124 | 299 | 163 | 87.2 |
| 183 | 113 | 114 | 254 | 142 | 78.2 |
| 150 | 106 | 107 | 228 | 123 | 64.8 |
| 130 | 102 | 104 | 211 | 114 | 55.5 |
| 120 | 99.5 | 102 | 204 | 108 | 52.9 |
| 110 | 97.8 | 100 | 197 | 104 | 51.5 |
| 100 | 96.8 | 98.1 | 191 | 99.8 | 50.4 |
| 90 | 96.1 | 97.1 | 188 | 96.4 | 47.7 |
| 80 | 95.0 | 96.4 | 184 | 92.8 | 44.9 |
| 70 | 93.4 | 95.2 | 176 | 89.3 | 44.3 |
| 60 | 92.2 | 93.5 | 170 | 85.7 | 42.3 |
| 50 | 91.0 | 92.4 | 164 | 82.0 | 39.3 |
| 40 | 90.1 | 91.5 | 159 | 77.5 | 37.8 |
| 30 | 88.7 | 89.9 | 157 | 72.8 | 36.1 |
| 25 | 88.1 | 89.4 | 154 | 70.5 | 35.5 |
| 20 | 87.4 | 88.4 | 152 | 67.2 | 34.6 |
| 15 | 86.5 | 87.7 | 146 | 62.9 | 32.1 |
| 10 | 85.6 | 86.5 | 144 | 56.6 | 30.4 |
| 9 | 85.5 | 86.4 | 144 | 54.8 | 30.4 |
| 8 | 85.5 | 86.2 | 142 | 53.1 | 30.4 |
| 7 | 85.0 | 85.6 | 142 | 51.6 | 30.4 |
| 6 | 84.6 | 85.6 | 141 | 49.5 | 29.5 |
| 5 | 84.2 | 85.5 | 139 | 47.4 | 29.5 |
| 4 | 83.8 | 84.6 | 139 | 45.7 | 28.7 |
| 3 | 83.7 | 84.2 | 138 | 43.3 | 28.7 |
| 2 | 83.6 | 83.8 | 138 | 40.8 | 27.8 |
| 1 | 83.2 | 83.7 | 138 | 37.2 | 27.0 |
| 0 | 80.2 | 83.2 | 136 | 23.6 | 23.6 |

(*) Abflußjahr: 1.11. des Vorjahres bis 31.10.

HQ1, HQ5 : Jahresreihe 1956/2000

Extremwerte ab 1954

die Abflüsse sind durch Talsperrenbetrieb und Kanalspeisung beeinflußt

eisfrei

BfG Koblenz

$A_{Eo}$ : 22112 km²
PNP :NN + 7.99 m
Lage: 308.9 km unterh. v.Werra u.Fulda rechts

# Q
m³/s

Pegel : Dörverden Nr. 47900209
Gewässer : Weser
Gebiet : Mittelweser

## Tageswerte

| Tag | 1999 Nov | 1999 Dez | 2000 Jan | Feb | Mrz | Apr | Mai | Jun | Jul | Aug | Sep | Okt | Nov | Dez |
|---|---|---|---|---|---|---|---|---|---|---|---|---|---|---|
| 1. | 81.9 | 114 | 336 | 465 | 525 | 326 | 157 | 105 | 97.0 | 113 | 88.7 | 92.1 | 100 | 119 |
| 2. | 84.7 | 120 | 306 | 506 | 506 | 327 | 164 | 108 | 92.8 | 115 | 97.6 | 92.9 | 101 | 123 |
| 3. | 86.5 | 122 | 286 | 479 | 507 | 315 | 172 | 103 | 96.0 | 117 | 102 | 92.1 | 108 | 118 |
| 4. | 89.2 | 127 | 280 | 440 | 593 | 301 | 165 | 101 | 107 | 108 | 109 | 88.6 | 121 | 116 |
| 5. | 91.8 | 125 | 302 | 407 | 622 | 286 | 156 | 105 | 125 | 105 | 103 | 90.8 | 112 | 115 |
| 6. | 89.7 | 119 | 316 | 385 | 571 | 274 | 151 | 129 | 145 | 101 | 103 | 91.1 | 114 | 113 |
| 7. | 92.1 | 125 | 298 | 373 | 560 | 262 | 146 | 127 | 139 | 104 | 108 | 97.4 | 129 | 106 |
| 8. | 92.8 | 157 | 300 | 359 | 529 | 252 | 146 | 130 | 118 | 91.8 | 107 | 87.9 | 118 | 99.0 |
| 9. | 88.4 | 162 | 294 | 354 | 531 | 241 | 138 | 118 | 105 | 93.0 | 104 | 91.9 | 111 | 103 |
| 10. | 90.8 | 157 | 274 | 348 | 655 | 229 | 140 | 113 | 103 | 91.2 | 106 | 96.7 | 110 | 101 |
| 11. | 90.6 | 160 | 263 | 333 | 755 | 223 | 137 | 107 | 103 | 94.2 | 105 | 95.7 | 111 | 103 |
| 12. | 92.2 | 182 | 252 | 350 | 784 | 219 | 135 | 106 | 109 | 93.9 | 104 | 97.0 | 106 | 115 |
| 13. | 93.3 | 263 | 250 | 337 | 751 | 217 | 134 | 104 | 105 | 92.6 | 97.0 | 99.3 | 109 | 119 |
| 14. | 104 | 275 | 240 | 361 | 674 | 214 | 129 | 106 | 107 | 90.0 | 94.5 | 107 | 109 | 128 |
| 15. | 111 | 327 | 220 | 361 | 660 | 212 | 123 | 101 | 111 | 92.0 | 94.6 | 104 | 108 | 141 |
| 16. | 105 | 340 | 206 | 354 | 680 | 211 | 116 | 101 | 105 | 89.8 | 98.9 | 107 | 113 | 152 |
| 17. | 104 | 318 | 196 | 357 | 645 | 205 | 116 | 98.3 | 105 | 93.2 | 110 | 105 | 123 | 159 |
| 18. | 97.4 | 284 | 192 | 366 | 611 | 197 | 113 | 95.9 | 105 | 99.5 | 103 | 130 | 132 | 173 |
| 19. | 99.8 | 270 | 183 | 406 | 583 | 189 | 111 | 101 | 108 | 100 | 99.1 | 135 | 125 | 180 |
| 20. | 102 | 245 | 182 | 429 | 570 | 192 | 118 | 94.8 | 103 | 105 | 97.9 | 114 | 121 | 158 |
| 21. | 100 | 229 | 183 | 438 | 567 | 186 | 116 | 94.9 | 95.0 | 114 | 104 | 108 | 117 | 143 |
| 22. | 99.8 | 216 | 198 | 447 | 552 | 187 | 125 | 97.6 | 98.0 | 113 | 97.2 | 100 | 114 | 145 |
| 23. | 104 | 200 | 239 | 439 | 512 | 182 | 120 | 103 | 97.0 | 110 | 93.2 | 96.0 | 113 | 131 |
| 24. | 106 | 201 | 243 | 408 | 475 | 183 | 119 | 102 | 95.0 | 109 | 97.4 | 98.8 | 118 | 124 |
| 25. | 104 | 196 | 227 | 397 | 444 | 196 | 126 | 102 | 95.0 | 103 | 102 | 95.4 | 117 | 121 |
| 26. | 108 | 237 | 206 | 469 | 428 | 184 | 123 | 103 | 102 | 98.6 | 102 | 96.5 | 110 | 122 |
| 27. | 109 | 277 | 191 | 551 | 445 | 177 | 120 | 102 | 104 | 86.0 | 99.8 | 94.6 | 113 | 119 |
| 28. | 112 | 357 | 180 | 589 | 407 | 173 | 116 | 97.7 | 110 | 97.4 | 105 | 100 | 108 | 121 |
| 29. | 118 | 408 | 177 | 552 | 384 | 165 | 109 | 96.2 | 117 | 94.2 | 100 | 99.9 | 109 | 120 |
| 30. | 115 | 410 | 277 | | 362 | 161 | 111 | 90.4 | 111 | 88.8 | 97.5 | 98.6 | 114 | 125 |
| 31. | | 387 | 396 | | 346 | | 108 | | 107 | 86.7 | | 105 | | 133 |
| Tag | 1. | 1. | 29. | 11. | 31. | 30. | 31. | 30. | 2. | 27. | 1. | 8. | 1. | 8. |
| NQ | 81.9 | 114 | 177 | 333 | 346 | 161 | 108 | 90.4 | 92.8 | 86.0 | 88.7 | 87.9 | 100 | 99.0 |
| MQ | 98.5 | 229 | 248 | 416 | 556 | 223 | 131 | 105 | 107 | 99.7 | 101 | 100 | 114 | 127 |
| HQ | 125 | 417 | 421 | 596 | 788 | 336 | 177 | 144 | 164 | 127 | 124 | 151 | 141 | 193 |
| Tag | 29. | 30. | 31. | 28. | 12. | 1. | 3. | 6.+ | 6. | 1.+ | 8. | 19. | 19. | 18. |
| $h_N$ mm | 57 | 116 | 65 | 93 | 98 | 38 | 44 | 52 | 116 | 63 | 75 | 51 | 47 | 54 |
| $h_A$ mm | 12 | 28 | 30 | 47 | 67 | 26 | 16 | 12 | 13 | 12 | 12 | 12 | 13 | 15 |
| | 1953/1999 | | 1954/2000 47 Jahre | | | | | | | | | | | |
| Jahr | 1976 | 1959 | 1977 | 1972 | 1972 | 1960 | 1960 | 1954 | 1964 | 1959 | 1959 | 1959 | 1976 | 1959 |
| NQ | 27.6 | 37.3 | 49.7 | 51.5 | 63.0 | 61.0 | 66.0 | 60.3 | 57.8 | 37.4 | 29.7 | 23.8 | 27.6 | 37.3 |
| MNQ | 111 | 146 | 176 | 197 | 189 | 189 | 133 | 114 | 103 | 92.7 | 93.0 | 96.6 | 112 | 147 |
| MQ | 168 | 260 | 305 | 304 | 312 | 277 | 184 | 158 | 146 | 122 | 118 | 134 | 169 | 261 |
| MHQ | 289 | 463 | 534 | 516 | 553 | 430 | 293 | 273 | 258 | 202 | 189 | 231 | 297 | 470 |
| HQ | 1140 | 959 | 1300 | 1310 | 1320 | 1060 | 800 | 861 | 1110 | 575 | 515 | 971 | 1140 | 959 |
| Jahr | 1998 | 1965 | 1987 | 1995 | 1981 | 1988 | 1984 | 1984 | 1956 | 1981 | 1957 | 1998 | 1998 | 1965 |
| | 1960/1999 | | 1961/2000 40 Jahre | | | | | | | | | | | |
| $Mh_N$ mm | 68 | 78 | 65 | 51 | 61 | 57 | 65 | 76 | 73 | 68 | 60 | 59 | 67 | 77 |
| $Mh_A$ mm | 20 | 31 | 37 | 34 | 38 | 32 | 22 | 18 | 18 | 15 | 14 | 16 | 20 | 32 |

## Hauptwerte

| | Abflußjahr (*) 2000 Jahr | Datum | Winter | Sommer | Kalenderjahr 2000 Jahr | Datum |
|---|---|---|---|---|---|---|
| NQ m³/s | 81.9 | am 01.11.1999 | 81.9 | 86.0 | 86.0 | am 27.08.2000 |
| MQ m³/s | 201 | | 295 | 107 | 193 | |
| HQ m³/s | 788 | am 12.03.2000 bei W= 707 cm | 788 | 177 | 788 | am 12.03.2000 bei W= 707 cm |
| Nq l/(s km²) | 3.70 | | 3.70 | 3.89 | 3.89 | |
| Mq l/(s km²) | 9.08 | | 13.4 | 4.85 | 8.75 | |
| Hq l/(s km²) | 35.6 | | 35.6 | 8.00 | 35.6 | |
| $h_N$ mm | 868 | | 467 | 401 | 796 | |
| $h_A$ mm | 286 | | 210 | 77 | 277 | |
| | 1954/2000 (*) 47 Jahre | | | | 1954/2000 | |
| NQ m³/s | 23.8 | am 04.10.1959 | 27.6 | 23.8 | 23.8 | am 04.10.1959 |
| MNQ m³/s | 70.0 | | 98.0 | 79.4 | 75.1 | |
| MQ m³/s | 207 | | 271 | 143 | 207 | |
| MHQ m³/s | 795 | | 766 | 425 | 812 | |
| HQ m³/s | 1320 | am 15.03.1981 bei W= 855 cm | 1320 | 1110 | 1320 | am 15.03.1981 bei W= 855 cm |
| $HQ_1$ m³/s | 700 | | 656 | 304 | 700 | |
| $HQ_5$ m³/s | 1020 | | 1010 | 578 | 1020 | |
| MNq l/(s km²) | 3.17 | | 4.43 | 3.59 | 3.40 | |
| Mq l/(s km²) | 9.36 | | 12.3 | 6.47 | 9.36 | |
| MHq l/(s km²) | 36.0 | | 34.6 | 19.2 | 36.7 | |
| | 1961/2000 (*) 40 Jahre | | | | 1961/2000 | |
| $Mh_N$ mm | 781 | | 379 | 402 | 779 | |
| $Mh_A$ mm | 295 | | 193 | 103 | 296 | |

## Extremwerte

| | Niedrigwasser m³/s | l/(s km²) | Datum | Hochwasser m³/s | l/(s km²) | cm | Datum |
|---|---|---|---|---|---|---|---|
| 1 | 23.8 | 1.08 | 04.10.1959 | 1320 | 59.7 | 855 | 15.03.1981 |
| 2 | 27.6 | 1.25 | 05.11.1976 | 1310 | 59.2 | 854 | 03.02.1995 |
| 3 | 37.2 | 1.68 | 11.09.1991 | 1300 | 58.8 | 851 | 04.01.1987 |
| 4 | 39.5 | 1.79 | 02.09.1964 | 1180 | 53.4 | 827 | 05.01.1994 |
| 5 | 46.7 | 2.11 | 01.11.1991 | 1140 | 51.6 | 820 | 05.11.1998 |
| 6 | 47.7 | 2.16 | 15.12.1953 | 1120 | 50.7 | 818 | 19.01.1968 |
| 7 | 47.8 | 2.16 | 08.10.1973 | 1110 | 50.2 | 815 | 27.02.1970 |
| 8 | 49.2 | 2.23 | 13.11.1983 | 1110 | 50.2 | 842 | 20.07.1956 |
| 9 | 50.3 | 2.27 | 10.08.1998 | 1060 | 47.9 | 801 | 31.03.1988 |
| 10 | 51.5 | 2.33 | 02.02.1972 | 1060 | 47.9 | 800 | 30.03.1987 |

## Dauertabelle

| Unter schreitungs dauer in Tagen | Unterschrittene Abflüsse m³/s: Abfluß-jahr (*) 2000 | Kalender jahr 2000 | 1954/2000 47 Kalenderjahre Obere Hüllwerte | Mittlere Werte | Untere Hüllwerte |
|---|---|---|---|---|---|
| (365) | | | | | |
| 364 | 755 | 755 | 1310 | 988 | 305 |
| 363 | 751 | 751 | 1300 | 888 | 291 |
| 362 | 680 | 680 | 1240 | 847 | 238 |
| 361 | 674 | 674 | 1210 | 812 | 233 |
| 360 | 660 | 660 | 1200 | 779 | 226 |
| 359 | 655 | 655 | 1170 | 745 | 215 |
| 358 | 645 | 645 | 1120 | 719 | 215 |
| 357 | 622 | 622 | 1070 | 694 | 196 |
| 356 | 611 | 611 | 1040 | 675 | 195 |
| 350 | 567 | 567 | 895 | 566 | 177 |
| 340 | 507 | 507 | 812 | 466 | 165 |
| 330 | 439 | 439 | 715 | 406 | 152 |
| 320 | 397 | 385 | 619 | 367 | 144 |
| 300 | 336 | 315 | 500 | 307 | 137 |
| 270 | 245 | 211 | 432 | 246 | 126 |
| 240 | 189 | 161 | 368 | 205 | 103 |
| 210 | 139 | 126 | 313 | 175 | 87.1 |
| 183 | 119 | 118 | 267 | 154 | 79.3 |
| 150 | 109 | 111 | 243 | 134 | 69.6 |
| 130 | 106 | 108 | 229 | 122 | 64.0 |
| 120 | 105 | 107 | 221 | 118 | 60.6 |
| 110 | 104 | 106 | 214 | 113 | 57.2 |
| 100 | 103 | 105 | 207 | 107 | 53.1 |
| 90 | 102 | 104 | 200 | 104 | 52.1 |
| 80 | 99.9 | 103 | 194 | 100 | 49.7 |
| 70 | 98.3 | 101 | 189 | 96.3 | 49.2 |
| 60 | 97.4 | 98.9 | 183 | 91.9 | 45.0 |
| 50 | 96.0 | 97.5 | 177 | 87.7 | 43.5 |
| 40 | 94.6 | 96.5 | 173 | 83.1 | 40.4 |
| 30 | 92.9 | 94.9 | 167 | 77.6 | 38.9 |
| 25 | 92.2 | 94.5 | 165 | 74.6 | 37.3 |
| 20 | 91.8 | 93.0 | 164 | 71.3 | 36.3 |
| 15 | 90.6 | 92.1 | 161 | 67.0 | 33.2 |
| 10 | 89.2 | 91.1 | 157 | 61.2 | 30.1 |
| 9 | 88.8 | 90.8 | 155 | 59.5 | 29.7 |
| 8 | 88.7 | 90.4 | 155 | 57.3 | 29.1 |
| 7 | 88.6 | 90.0 | 151 | 55.2 | 27.0 |
| 6 | 88.4 | 89.8 | 150 | 52.5 | 26.6 |
| 5 | 87.9 | 88.8 | 150 | 50.5 | 26.4 |
| 4 | 86.7 | 88.7 | 148 | 49.1 | 25.8 |
| 3 | 86.5 | 88.6 | 148 | 45.4 | 25.4 |
| 2 | 86.0 | 87.9 | 147 | 42.5 | 25.0 |
| 1 | 84.7 | 86.7 | 147 | 38.8 | 24.2 |
| 0 | 81.9 | 86.0 | 146 | 23.8 | 23.8 |

(*) Abflußjahr: 1.11. des Vorjahres bis 31.10.

HQ1, HQ5 : Jahresreihe 1956/2000

Extremwerte ab 1951

die Abflüsse sind durch Talsperrenbetrieb und Kanalspeisung beeinflußt

eisfrei

BfG Koblenz

$A_{Eo}$ : 37718 km²
PNP :NN + 4.79 m
Lage: 331.3 km unterh. v.Werra u.Fulda links

# Q
m³/s

Pegel : Intschede Nr. 49100101
Gewässer : Weser
Gebiet : Mittelweser

## Tageswerte

| Tag | 1999 Nov | 1999 Dez | 2000 Jan | Feb | Mrz | Apr | Mai | Jun | Jul | Aug | Sep | Okt | Nov | Dez |
|---|---|---|---|---|---|---|---|---|---|---|---|---|---|---|
| 1. | 127 | 170 | 482 | 696 | 797 | 579 | 267 | 169 | 139 | 181 | 128 | 139 | 153 | 182 |
| 2. | 129 | 177 | 440 | 764 | 766 | 570 | 282 | 173 | 131 | 176 | 140 | 135 | 149 | 184 |
| 3. | 133 | 179 | 409 | 749 | 768 | 545 | 288 | 161 | 135 | 188 | 149 | 137 | 157 | 179 |
| 4. | 134 | 200 | 402 | 696 | 859 | 513 | 276 | 158 | 160 | 172 | 160 | 128 | 177 | 175 |
| 5. | 140 | 205 | 421 | 650 | 931 | 485 | 258 | 163 | 181 | 168 | 152 | 132 | 163 | 172 |
| 6. | 133 | 197 | 453 | 614 | 886 | 464 | 249 | 200 | 217 | 157 | 156 | 133 | 169 | 168 |
| 7. | 137 | 204 | 440 | 581 | 875 | 444 | 239 | 201 | 216 | 158 | 164 | 143 | 186 | 160 |
| 8. | 134 | 240 | 437 | 553 | 838 | 420 | 237 | 214 | 201 | 141 | 163 | 132 | 175 | 154 |
| 9. | 133 | 267 | 430 | 542 | 822 | 407 | 224 | 190 | 161 | 139 | 163 | 134 | 168 | 157 |
| 10. | 132 | 272 | 402 | 541 | 947 | 386 | 226 | 181 | 158 | 140 | 164 | 142 | 164 | 157 |
| 11. | 135 | 264 | 384 | 523 | 1090 | 377 | 222 | 169 | 154 | 141 | 161 | 143 | 163 | 156 |
| 12. | 133 | 282 | 367 | 536 | 1170 | 366 | 216 | 162 | 168 | 142 | 155 | 145 | 156 | 174 |
| 13. | 135 | 370 | 362 | 516 | 1190 | 364 | 213 | 158 | 161 | 140 | 144 | 143 | 156 | 189 |
| 14. | 155 | 416 | 349 | 535 | 1140 | 357 | 205 | 161 | 158 | 131 | 139 | 151 | 164 | 204 |
| 15. | 160 | 487 | 325 | 553 | 1120 | 358 | 197 | 152 | 170 | 131 | 142 | 149 | 158 | 225 |
| 16. | 151 | 510 | 311 | 554 | 1150 | 351 | 191 | 155 | 157 | 133 | 145 | 151 | 164 | 236 |
| 17. | 147 | 478 | 297 | 553 | 1130 | 345 | 187 | 148 | 156 | 130 | 166 | 165 | 174 | 250 |
| 18. | 144 | 425 | 292 | 557 | 1090 | 332 | 185 | 145 | 159 | 148 | 155 | 190 | 185 | 265 |
| 19. | 148 | 403 | 288 | 595 | 1060 | 320 | 180 | 151 | 160 | 153 | 153 | 183 | 181 | 276 |
| 20. | 146 | 366 | 289 | 627 | 1030 | 323 | 191 | 136 | 150 | 155 | 145 | 157 | 179 | 250 |
| 21. | 153 | 343 | 292 | 644 | 1030 | 321 | 189 | 141 | 138 | 181 | 153 | 154 | 170 | 226 |
| 22. | 147 | 325 | 308 | 662 | 1020 | 320 | 201 | 140 | 142 | 188 | 144 | 139 | 166 | 211 |
| 23. | 154 | 306 | 359 | 655 | 978 | 310 | 197 | 156 | 141 | 170 | 139 | 136 | 166 | 203 |
| 24. | 153 | 301 | 379 | 621 | 920 | 308 | 195 | 153 | 139 | 169 | 146 | 144 | 174 | 193 |
| 25. | 155 | 300 | 358 | 600 | 855 | 322 | 200 | 151 | 146 | 155 | 148 | 138 | 174 | 188 |
| 26. | 167 | 343 | 327 | 687 | 813 | 319 | 198 | 153 | 152 | 147 | 150 | 137 | 167 | 189 |
| 27. | 165 | 391 | 307 | 798 | 804 | 301 | 200 | 148 | 158 | 131 | 151 | 136 | 165 | 184 |
| 28. | 173 | 503 | 292 | 865 | 745 | 291 | 194 | 142 | 176 | 141 | 160 | 150 | 159 | 186 |
| 29. | 171 | 584 | 290 | 835 | 692 | 280 | 178 | 140 | 187 | 138 | 161 | 151 | 166 | 186 |
| 30. | 178 | 582 | 394 | | 641 | 274 | 180 | 131 | 183 | 131 | 149 | 156 | 170 | 194 |
| 31. | | 544 | 570 | | 609 | | 174 | | 173 | 126 | | 156 | | 201 |

## Hauptwerte

| | 1999 Nov | 1999 Dez | 2000 Jan | Feb | Mrz | Apr | Mai | Jun | Jul | Aug | Sep | Okt | Nov | Dez |
|---|---|---|---|---|---|---|---|---|---|---|---|---|---|---|
| Tag | 1. | 1. | 19. | 13. | 31. | 30. | 31. | 30. | 2. | 31. | 1. | 4. | 2. | 8. |
| NQ | 127 | 170 | 288 | 516 | 609 | 274 | 174 | 131 | 131 | 126 | 128 | 128 | 149 | 154 |
| MQ | 147 | 343 | 370 | 631 | 928 | 378 | 214 | 160 | 162 | 152 | 151 | 146 | 167 | 196 |
| HQ | 196 | 601 | 621 | 872 | 1190 | 597 | 296 | 229 | 244 | 216 | 177 | 215 | 204 | 289 |
| Tag | 29. | 29. | 31. | 28. | 13. | 1. | 3. | 8. | 6. | 22.+ | 6.+ | 18. | 19. | 19. |
| $h_N$ mm | 46 | 109 | 63 | 85 | 105 | 37 | 43 | 49 | 106 | 61 | 68 | 45 | 42 | 54 |
| $h_A$ mm | 10 | 24 | 26 | 42 | 66 | 26 | 15 | 11 | 12 | 11 | 10 | 10 | 11 | 14 |
| | 1940/1999 | | 1941/2000 | | | | | | 60 Jahre | | | | | |
| Jahr | 1949 | 1959 | 1977 | 1954 | 1972 | 1960 | 1960 | 1954 | 1954 | 1976 | 1959 | 1959 | 1949 | 1959 |
| NQ | 67.2 | 69.3 | 99.2 | 80.5 | 110 | 106 | 109 | 97.1 | 92.3 | 71.1 | 59.7 | 62.0 | 67.2 | 69.3 |
| MNQ | 184 | 237 | 283 | 319 | 307 | 299 | 212 | 181 | 161 | 147 | 146 | 152 | 183 | 235 |
| MQ | 279 | 399 | 477 | 507 | 505 | 432 | 283 | 244 | 219 | 190 | 180 | 203 | 271 | 395 |
| MHQ | 448 | 667 | 781 | 822 | 861 | 644 | 419 | 367 | 327 | 279 | 254 | 316 | 429 | 661 |
| HQ | 1970 | 1450 | 2290 | 3500 | 2400 | 1720 | 1010 | 1180 | 1440 | 792 | 685 | 1380 | 1970 | 1450 |
| Jahr | 1998 | 1965 | 1987 | 1946 | 1981 | 1988 | 1984 | 1984 | 1956 | 1956 | 1957 | 1998 | 1998 | 1965 |
| | 1955/1999 | | 1956/2000 | | | | | | 45 Jahre | | | | | |
| $Mh_N$ mm | 61 | 73 | 63 | 49 | 57 | 54 | 63 | 76 | 74 | 70 | 58 | 57 | 62 | 73 |
| $Mh_A$ mm | 19 | 28 | 34 | 34 | 36 | 30 | 20 | 17 | 16 | 13 | 12 | 14 | 19 | 28 |

| | Abflußjahr (*) 2000 Jahr | Datum | Winter | Sommer | Kalenderjahr 2000 Jahr | Datum |
|---|---|---|---|---|---|---|
| NQ m³/s | 126 | am 31.08.2000 | 127 | 126 | 126 | am 31.08.2000 |
| MQ m³/s | 315 | | 467 | 164 | 304 | |
| HQ m³/s | 1190 | am 13.03.2000 bei W= 607 cm | 1190 | 296 | 1190 | am 13.03.2000 bei W= 607 cm |
| Nq l/(s km²) | 3.34 | | 3.37 | 3.34 | 3.34 | |
| Mq l/(s km²) | 8.34 | | 12.4 | 4.36 | 8.06 | |
| Hq l/(s km²) | 31.5 | | 31.5 | 7.85 | 31.5 | |
| $h_N$ mm | 817 | | 445 | 372 | 758 | |
| $h_A$ mm | 263 | | 195 | 69 | 255 | |
| | 1941/2000 (*) 60 Jahre | | | | 1941/2000 | |
| NQ m³/s | 59.7 | am 15.09.1959 | 67.2 | 59.7 | 59.7 | am 15.09.1959 |
| MNQ m³/s | 117 | | 163 | 128 | 124 | |
| MQ m³/s | 326 | | 433 | 220 | 325 | |
| MHQ m³/s | 1230 | | 1200 | 555 | 1260 | |
| HQ m³/s | 3500 | am 12.02.1946 bei W= 746 cm | 3500 | 1440 | 3500 | am 12.02.1946 bei W= 746 cm |
| $HQ_1$ m³/s | 963 | | 940 | 361 | 963 | |
| $HQ_5$ m³/s | 1630 | | 1630 | 713 | 1630 | |
| MNq l/(s km²) | 3.10 | | 4.32 | 3.39 | 3.29 | |
| Mq l/(s km²) | 8.64 | | 11.5 | 5.83 | 8.62 | |
| MHq l/(s km²) | 32.5 | | 31.8 | 14.7 | 33.4 | |
| | 1956/2000 (*) 45 Jahre | | | | 1956/2000 | |
| $Mh_N$ mm | 755 | | 357 | 398 | 754 | |
| $Mh_A$ mm | 273 | | 181 | 93 | 272 | |

## Extremwerte

| | Niedrigwasser m³/s | l/(s km²) | Datum | Hochwasser m³/s | l/(s km²) | cm | Datum |
|---|---|---|---|---|---|---|---|
| 1 | 59.0 | 1.56 | 18.10.1921 | 3500 | 92.8 | 746 | 12.02.1946 |
| 2 | 59.2 | 1.57 | 01.10.1934 | 2400 | 63.6 | 720 | 16.03.1981 |
| 3 | 59.7 | 1.58 | 15.09.1959 | 2290 | 60.7 | 716 | 05.01.1987 |
| 4 | 67.2 | 1.78 | 06.11.1949 | 2290 | 60.7 | 730 | 05.01.1926 |
| 5 | 68.0 | 1.80 | 23.09.1947 | 2220 | 58.9 | 757 | 18.03.1947 |
| 6 | 71.1 | 1.89 | 26.08.1976 | 1970 | 52.2 | 703 | 06.11.1998 |
| 7 | 74.1 | 1.96 | 15.09.1964 | 1940 | 51.4 | 701 | 03.02.1995 |
| 8 | 74.2 | 1.97 | 11.09.1991 | 1920 | 50.9 | 716 | 23.03.1942 |
| 9 | 80.0 | 2.12 | 01.10.1929 | 1890 | 50.1 | 697 | 07.01.1994 |
| 10 | 80.5 | 2.13 | 03.02.1954 | 1770 | 46.9 | 715 | 08.03.1956 |

## Dauertabelle

| Unterschreitungsdauer in Tagen | Unterschrittene Abflüsse m³/s: Abflußjahr (*) 2000 | Kalenderjahr 2000 | 1941/2000 60 Kalenderjahre: Obere Hüllwerte | Mittlere Werte | Untere Hüllwerte |
|---|---|---|---|---|---|
| (365) | | | | | |
| 364 | 1170 | 1170 | 3300 | 1560 | 448 |
| 363 | 1150 | 1150 | 3200 | 1380 | 421 |
| 362 | 1140 | 1140 | 2760 | 1260 | 350 |
| 361 | 1130 | 1130 | 2580 | 1190 | 348 |
| 360 | 1120 | 1120 | 2320 | 1150 | 347 |
| 359 | 1120 | 1120 | 1960 | 1110 | 345 |
| 358 | 1090 | 1090 | 1870 | 1080 | 345 |
| 357 | 1060 | 1060 | 1730 | 1040 | 339 |
| 356 | 1060 | 1060 | 1640 | 1020 | 338 |
| 350 | 920 | 920 | 1490 | 874 | 301 |
| 340 | 804 | 804 | 1380 | 728 | 285 |
| 330 | 692 | 692 | 1230 | 642 | 262 |
| 320 | 609 | 609 | 1060 | 572 | 247 |
| 300 | 523 | 485 | 842 | 478 | 232 |
| 270 | 377 | 345 | 742 | 384 | 201 |
| 240 | 307 | 267 | 635 | 325 | 168 |
| 210 | 222 | 198 | 533 | 278 | 141 |
| 183 | 189 | 183 | 436 | 246 | 134 |
| 150 | 167 | 169 | 395 | 214 | 107 |
| 130 | 160 | 164 | 375 | 195 | 103 |
| 120 | 157 | 161 | 358 | 186 | 98.7 |
| 110 | 156 | 159 | 346 | 177 | 94.4 |
| 100 | 154 | 157 | 330 | 170 | 90.8 |
| 90 | 152 | 156 | 319 | 163 | 89.0 |
| 80 | 149 | 153 | 311 | 156 | 86.6 |
| 70 | 146 | 151 | 303 | 150 | 83.2 |
| 60 | 143 | 148 | 292 | 144 | 80.2 |
| 50 | 141 | 144 | 288 | 138 | 76.1 |
| 40 | 140 | 142 | 280 | 131 | 73.3 |
| 30 | 137 | 140 | 274 | 124 | 70.3 |
| 25 | 136 | 139 | 271 | 119 | 68.5 |
| 20 | 134 | 137 | 266 | 113 | 67.9 |
| 15 | 133 | 135 | 252 | 107 | 66.6 |
| 10 | 132 | 132 | 247 | 101 | 64.9 |
| 9 | 132 | 132 | 246 | 97.9 | 64.6 |
| 8 | 132 | 132 | 245 | 95.7 | 63.9 |
| 7 | 132 | 132 | 244 | 93.4 | 63.0 |
| 6 | 131 | 132 | 243 | 90.3 | 62.9 |
| 5 | 130 | 132 | 243 | 87.2 | 62.3 |
| 4 | 129 | 131 | 242 | 83.7 | 62.3 |
| 3 | 129 | 130 | 240 | 80.7 | 62.3 |
| 2 | 128 | 130 | 238 | 78.3 | 62.0 |
| 1 | 127 | 128 | 237 | 73.2 | 60.1 |
| 0 | 126 | 126 | 235 | 59.7 | 59.7 |

(*) Abflußjahr: 1.11. des Vorjahres bis 31.10.

HQ1, HQ5 : Jahresreihe 1921/2000

Extremwerte ab 1921

die Abflüsse sind durch Talsperrenbetrieb und Kanalspeisung beeinflußt

eisfrei

BfG Koblenz

$A_{Eo}$ : 51.2 km²
PNP :NN + 427.88 m
Lage: 283.0 km oberhalb Mündung, links

# Q
m³/s

Pegel : Eisfeld,Bahnbrücke Nr. 420001
Gewässer : Werra
Gebiet : Werra

## Tageswerte

| Tag | 1999 Nov | 1999 Dez | 2000 Jan | Feb | Mrz | Apr | Mai | Jun | Jul | Aug | Sep | Okt | Nov | Dez |
|---|---|---|---|---|---|---|---|---|---|---|---|---|---|---|
| 1. | 0.380 | 1.37 | 1.29 | 7.04 | 3.89 | 1.13 | 0.380 | 0.270 | 0.210 | 0.300 | 0.430 | 0.380 | 0.910 | 0.590 |
| 2. | 0.910 | 1.88 | 1.13 | 6.53 | 3.77 | 1.05 | 0.340 | 0.270 | 0.210 | 0.530 | 0.590 | 0.430 | 1.05 | 0.650 |
| 3. | 1.13 | 1.88 | 1.05 | 5.45 | 3.77 | 0.980 | 0.380 | 0.270 | 0.340 | 0.480 | 0.480 | 0.380 | 0.910 | 0.650 |
| 4. | 0.650 | 2.06 | 1.37 | 4.25 | 3.54 | 0.980 | 0.340 | 0.300 | 0.270 | 0.430 | 0.380 | 0.380 | 0.910 | 0.650 |
| 5. | 0.590 | 1.97 | 3.21 | 3.65 | 2.80 | 0.910 | 0.340 | 0.270 | 0.270 | 0.380 | 0.340 | 0.340 | 0.840 | 0.650 |
| 6. | 0.590 | 1.79 | 2.70 | 3.21 | 2.60 | 0.840 | 0.340 | 0.270 | 0.240 | 0.380 | 0.340 | 0.430 | 0.840 | 0.650 |
| 7. | 0.530 | 2.60 | 2.51 | 3.10 | 2.42 | 0.770 | 0.380 | 0.300 | 0.240 | 0.480 | 0.710 | 0.430 | 0.770 | 0.590 |
| 8. | 0.840 | 3.89 | 2.60 | 3.65 | 4.37 | 0.770 | 0.480 | 0.300 | 0.300 | 0.380 | 0.590 | 0.380 | 0.710 | 0.590 |
| 9. | 1.37 | 4.37 | 2.70 | 4.97 | 11.8 | 0.770 | 0.430 | 0.270 | 0.270 | 0.380 | 0.430 | 0.430 | 0.710 | 0.590 |
| 10. | 3.10 | 5.33 | 2.60 | 4.37 | 9.08 | 0.770 | 0.340 | 0.270 | 0.380 | 0.380 | 0.380 | 0.590 | 0.650 | 0.710 |
| 11. | 3.89 | 4.97 | 2.33 | 3.65 | 6.91 | 0.710 | 0.340 | 0.240 | 0.300 | 0.380 | 0.340 | 0.590 | 0.590 | 0.910 |
| 12. | 3.43 | 8.90 | 2.06 | 3.00 | 5.57 | 0.770 | 0.300 | 0.240 | 0.300 | 0.340 | 0.340 | 0.530 | 0.590 | 1.13 |
| 13. | 2.90 | 7.56 | 1.79 | 2.70 | 4.49 | 0.770 | 0.340 | 0.180 | 0.270 | 0.300 | 0.430 | 0.480 | 0.710 | 1.13 |
| 14. | 2.51 | 5.69 | 1.61 | 2.42 | 4.13 | 0.770 | 0.340 | 0.155 | 0.340 | 0.300 | 0.380 | 0.430 | 0.840 | 1.45 |
| 15. | 2.15 | 4.13 | 1.45 | 2.33 | 4.13 | 0.770 | 0.300 | 0.180 | 0.430 | 0.270 | 0.340 | 0.430 | 0.980 | 2.24 |
| 16. | 1.88 | 3.00 | 1.29 | 2.70 | 3.77 | 0.590 | 0.300 | 0.180 | 0.340 | 0.300 | 0.650 | 0.430 | 0.710 | 2.24 |
| 17. | 1.61 | 2.42 | 1.29 | 2.15 | 3.54 | 0.530 | 0.300 | 0.180 | 0.270 | 0.270 | 0.710 | 0.380 | 0.710 | 2.06 |
| 18. | 1.37 | 2.15 | 1.88 | 1.79 | 3.32 | 0.480 | 0.300 | 0.180 | 0.270 | 0.270 | 0.590 | 0.380 | 0.650 | 1.88 |
| 19. | 1.21 | 1.79 | 1.70 | 1.79 | 3.10 | 0.910 | 0.340 | 0.180 | 0.270 | 0.270 | 0.530 | 0.430 | 0.650 | 1.61 |
| 20. | 1.05 | 1.53 | 1.45 | 1.70 | 2.80 | 0.980 | 0.340 | 0.240 | 0.270 | 0.430 | 0.480 | 0.430 | 0.650 | 1.45 |
| 21. | 0.980 | 1.37 | 1.37 | 1.45 | 2.51 | 0.710 | 0.300 | 0.210 | 0.240 | 0.590 | 0.530 | 0.380 | 0.590 | 1.21 |
| 22. | 0.840 | 1.13 | 1.29 | 1.29 | 2.15 | 0.590 | 0.340 | 0.180 | 0.240 | 0.650 | 0.530 | 0.380 | 0.590 | 1.05 |
| 23. | 0.770 | 0.980 | 1.21 | 1.21 | 1.79 | 0.530 | 0.340 | 0.180 | 0.270 | 0.430 | 0.430 | 0.380 | 0.590 | 0.980 |
| 24. | 0.840 | 0.910 | 1.05 | 1.29 | 1.70 | 0.480 | 0.300 | 0.270 | 0.340 | 0.300 | 0.380 | 0.380 | 0.530 | 0.910 |
| 25. | 0.910 | 2.42 | 0.980 | 3.21 | 1.53 | 0.480 | 0.300 | 0.270 | 0.380 | 0.270 | 0.380 | 0.380 | 0.530 | 0.840 |
| 26. | 1.29 | 3.21 | 0.840 | 2.80 | 1.37 | 0.430 | 0.300 | 0.240 | 0.430 | 0.270 | 0.380 | 0.480 | 0.530 | 0.770 |
| 27. | 1.21 | 2.70 | 0.910 | 2.60 | 1.29 | 0.430 | 0.300 | 0.210 | 0.430 | 0.270 | 0.340 | 0.430 | 0.590 | 0.710 |
| 28. | 1.13 | 2.24 | 0.840 | 2.51 | 1.13 | 0.380 | 0.270 | 0.210 | 0.480 | 0.270 | 0.380 | 0.650 | 0.650 | 0.710 |
| 29. | 1.13 | 1.88 | 1.13 | 2.70 | 1.05 | 0.380 | 0.270 | 0.210 | 0.480 | 0.270 | 0.380 | 0.530 | 0.650 | 0.650 |
| 30. | 1.05 | 1.70 | 4.85 | | 1.13 | 0.380 | 0.300 | 0.180 | 0.380 | 0.270 | 0.380 | 0.530 | 0.590 | 0.590 |
| 31. | | 1.53 | 4.97 | | 1.21 | | 0.300 | | 0.340 | 0.270 | | 1.29 | | 0.590 |
| Tag | 1. | 24. | 26.+ | 23. | 29. | 28.+ | 28.+ | 14. | 1.+ | 15.+ | 5.+ | 5. | 24.+ | 1.+ |
| NQ | 0.380 | 0.910 | 0.840 | 1.21 | 1.05 | 0.380 | 0.270 | 0.155 | 0.210 | 0.270 | 0.340 | 0.340 | 0.530 | 0.590 |
| MQ | 1.41 | 2.88 | 1.85 | 3.09 | 3.44 | 0.701 | 0.331 | 0.230 | 0.316 | 0.358 | 0.452 | 0.467 | 0.707 | 1.01 |
| HQ | 4.61 | 9.62 | 7.95 | 7.17 | 13.5 | 1.29 | 1.79 | 1.05 | 1.45 | 3.89 | 3.32 | 2.06 | 1.53 | 2.51 |
| Tag | 10. | 12. | 30. | 1. | 9. | 19.+ | 9. | 24. | 3. | 20. | 1. | 31. | 14. | 15. |
| $h_N$ mm / $h_A$ mm | 71 | 151 | 97 | 151 | 180 | 35 | 17 | 12 | 16 | 19 | 23 | 24 | 36 | 53 |
| | 1960/1999 | | 1961/2000 36 Jahre | | | | | | | | | | | |
| Jahr | 1990 | 1990 | 1963 | 1963 | 1965 | 1974 | 1974 | 1976 | 1976 | 1976 | 1976 | 1976 | 1990 | 1990 |
| NQ | 0.010 | 0.100 | 0.130 | 0.120 | 0.060 | 0.230 | 0.120 | 0.050 | 0.020 | 0.010 | 0.030 | 0.070 | 0.010 | 0.100 |
| MNQ | 0.512 | 0.675 | 0.584 | 0.588 | 0.709 | 0.800 | 0.424 | 0.332 | 0.284 | 0.226 | 0.232 | 0.319 | 0.491 | 0.684 |
| MQ | 1.19 | 1.88 | 1.52 | 1.35 | 1.70 | 1.82 | 0.874 | 0.710 | 0.518 | 0.412 | 0.566 | 0.691 | 1.15 | 1.88 |
| MHQ | 3.69 | 6.92 | 5.05 | 3.68 | 5.29 | 4.70 | 1.98 | 2.49 | 2.14 | 1.62 | 2.30 | 2.22 | 3.59 | 6.99 |
| HQ | 16.3 | 37.6 | 18.6 | 14.7 | 18.3 | 18.9 | 9.80 | 19.2 | 9.92 | 6.15 | 22.8 | 9.24 | 16.3 | 37.6 |
| Jahr | 1998 | 1967 | 1987 | 1966 | 1962 | 1962 | 1970 | 1987 | 1967 | 1972 | 1998 | 1998 | 1998 | 1967 |
| | 1960/1999 | | 1961/2000 36 Jahre | | | | | | | | | | | |
| $Mh_N$ mm / $Mh_A$ mm | 60 | 98 | 79 | 66 | 89 | 92 | 46 | 36 | 27 | 22 | 29 | 36 | 58 | 98 |

## Hauptwerte

| | Abflußjahr (*) 2000 Jahr | Datum | Winter | Sommer | Kalenderjahr 2000 Jahr | Datum |
|---|---|---|---|---|---|---|
| NQ m³/s | 0.155 | am 14.06.2000 | 0.380 | 0.155 | 0.155 | am 14.06.2000 |
| MQ m³/s | 1.29 | | 2.23 | 0.359 | 1.08 | |
| HQ m³/s | 13.5 | am 09.03.2000 | 13.5 | 3.89 | 13.5 | am 09.03.2000 |
| Nq l/(s km²) | 3.03 | | 7.42 | 3.03 | 3.03 | |
| Mq l/(s km²) | 25.2 | | 43.6 | 7.01 | 21.0 | |
| Hq l/(s km²) | 264 | | 264 | 76.0 | 264 | |
| $h_N$ mm / $h_A$ mm | 795 | | 686 | 111 | 664 | |
| | 1961/2000 (*) 37 Jahre | | | | 1961/2000 | |
| NQ m³/s | 0.010 | am 10.11.1990 | 0.010 | 0.010 | 0.010 | am 10.11.1990 |
| MNQ m³/s | 0.145 | | 0.293 | 0.163 | 0.149 | |
| MQ m³/s | 1.10 | | 1.58 | 0.637 | 1.10 | |
| MHQ m³/s | 11.9 | | 11.4 | 5.20 | 11.9 | |
| HQ m³/s | 37.6 | am 24.12.1967 | 37.6 | 22.8 | 37.6 | am 24.12.1967 |
| $HQ_1$ m³/s | | | | | | |
| $HQ_5$ m³/s | | | | | | |
| MNq l/(s km²) | 2.83 | | 5.72 | 3.18 | 2.91 | |
| Mq l/(s km²) | 21.5 | | 30.9 | 12.4 | 21.5 | |
| MHq l/(s km²) | 232 | | 223 | 102 | 232 | |
| | 1961/2000 (*) 37 Jahre | | | | 1961/2000 | |
| $Mh_N$ mm / $Mh_A$ mm | 678 | | 485 | 198 | 679 | |

## Dauertabelle

| Unterschreitungsdauer in Tagen | Unterschrittene Abflüsse m³/s: Abfluß-jahr (*) 2000 | Kalender jahr 2000 | 1961/2000 36 Kalenderjahre: Obere Hüllwerte | Mittlere Werte | Untere Hüllwerte |
|---|---|---|---|---|---|
| (365) | | | | | |
| 364 | 9.08 | 9.08 | 21.2 | 10.8 | 2.52 |
| 363 | 8.90 | 7.04 | 20.2 | 8.41 | 2.52 |
| 362 | 7.56 | 6.91 | 18.6 | 7.41 | 1.88 |
| 361 | 7.04 | 6.53 | 12.9 | 6.61 | 1.83 |
| 360 | 6.91 | 5.57 | 11.5 | 6.12 | 1.55 |
| 359 | 6.53 | 5.45 | 11.2 | 5.68 | 1.55 |
| 358 | 5.69 | 5.45 | 10.8 | 5.24 | 1.55 |
| 357 | 5.57 | 4.97 | 9.80 | 5.00 | 1.42 |
| 356 | 5.45 | 4.85 | 9.80 | 4.76 | 1.42 |
| 350 | 4.49 | 4.13 | 7.02 | 3.77 | 1.28 |
| 340 | 3.89 | 3.32 | 5.25 | 2.93 | 1.28 |
| 330 | 3.32 | 2.80 | 4.77 | 2.52 | 0.970 |
| 320 | 2.90 | 2.60 | 3.73 | 2.14 | 0.780 |
| 300 | 2.51 | 1.70 | 3.05 | 1.74 | 0.520 |
| 270 | 1.61 | 1.13 | 2.20 | 1.29 | 0.380 |
| 240 | 1.21 | 0.840 | 1.91 | 1.00 | 0.310 |
| 210 | 0.840 | 0.710 | 1.65 | 0.790 | 0.280 |
| 183 | 0.590 | 0.590 | 1.58 | 0.640 | 0.270 |
| 150 | 0.480 | 0.480 | 1.28 | 0.500 | 0.130 |
| 130 | 0.430 | 0.430 | 1.19 | 0.440 | 0.100 |
| 120 | 0.430 | 0.430 | 1.09 | 0.394 | 0.100 |
| 110 | 0.430 | 0.430 | 1.01 | 0.390 | 0.100 |
| 100 | 0.380 | 0.380 | 1.01 | 0.348 | 0.100 |
| 90 | 0.380 | 0.380 | 0.930 | 0.340 | 0.100 |
| 80 | 0.380 | 0.380 | 0.930 | 0.310 | 0.070 |
| 70 | 0.340 | 0.340 | 0.850 | 0.280 | 0.070 |
| 60 | 0.340 | 0.340 | 0.850 | 0.270 | 0.070 |
| 50 | 0.300 | 0.300 | 0.850 | 0.240 | 0.070 |
| 40 | 0.300 | 0.300 | 0.770 | 0.230 | 0.030 |
| 30 | 0.300 | 0.300 | 0.770 | 0.200 | 0.030 |
| 25 | 0.300 | 0.300 | 0.700 | 0.180 | 0.030 |
| 20 | 0.270 | 0.270 | 0.630 | 0.180 | 0.030 |
| 15 | 0.240 | 0.240 | 0.560 | 0.150 | 0.030 |
| 10 | 0.210 | 0.210 | 0.540 | 0.130 | 0.020 |
| 9 | 0.210 | 0.210 | 0.540 | 0.130 | 0.020 |
| 8 | 0.210 | 0.210 | 0.540 | 0.130 | 0.020 |
| 7 | 0.210 | 0.210 | 0.540 | 0.105 | 0.020 |
| 6 | 0.210 | 0.210 | 0.540 | 0.104 | 0.020 |
| 5 | 0.210 | 0.210 | 0.440 | 0.090 | 0.020 |
| 4 | 0.210 | 0.210 | 0.394 | 0.080 | 0.020 |
| 3 | 0.210 | 0.210 | 0.394 | 0.080 | 0.020 |
| 2 | 0.210 | 0.210 | 0.394 | 0.060 | 0.020 |
| 1 | 0.180 | 0.180 | 0.394 | 0.030 | 0.020 |
| 0 | 0.155 | 0.155 | 0.360 | 0.010 | 0.010 |

## Extremwerte

| | Niedrigwasser m³/s | l/(s km²) | Datum | Hochwasser m³/s | l/(s km²) | cm | Datum |
|---|---|---|---|---|---|---|---|
| 1 | 0.010 | 0.195 | 10.11.1990 | 37.6 | 734 | | 24.12.1967 |
| 2 | 0.010 | 0.195 | 22.08.1976 + | 22.8 | 445 | | 15.09.1998 |
| 3 | 0.050 | 0.976 | 21.08.1968 | 21.2 | 414 | | 30.12.1986 |
| 4 | 0.060 | 1.17 | 13.03.1965 + | 21.2 | 414 | | 19.12.1965 |
| 5 | 0.070 | 1.37 | 15.07.1969 + | 19.2 | 375 | | 24.06.1987 + |
| 6 | 0.070 | 1.37 | 21.07.1964 + | 18.9 | 369 | | 01.04.1962 |
| 7 | 0.080 | 1.56 | 31.07.1994 + | 18.6 | 363 | | 01.01.1987 |
| 8 | 0.080 | 1.56 | 14.08.1971 + | 18.3 | 357 | | 31.03.1962 |
| 9 | 0.090 | 1.76 | 06.03.1963 | 16.7 | 326 | | 19.04.1970 |
| 10 | 0.100 | 1.95 | 07.09.1991 + | 16.6 | 324 | | 04.01.1991 |

(*) Abflußjahr: 1.11. des Vorjahres bis 31.10. Ausfalljahre: KJ 1980-1983; AJ 1981-1983

$A_{Eo}$ : 221 km²
PNP :NN + 355.00 m
Lage: 260.5 km oberhalb Mündung, rechts

Q
m³/s

Pegel : Ebenhards Nr. 420011
Gewässer : Werra
Gebiet : Werra

## Tageswerte

| Tag | 1999 Nov | 1999 Dez | 2000 Jan | Feb | Mrz | Apr | Mai | Jun | Jul | Aug | Sep | Okt | Nov | Dez |
|---|---|---|---|---|---|---|---|---|---|---|---|---|---|---|
| 1. | 0.830 | 1.99 | 3.70 | 12.7 | 8.24 | 2.73 | 1.28 | 0.730 | 0.330 | 0.730 | 0.780 | 0.780 | 2.23 | 1.61 |
| 2. | 1.40 | 2.39 | 3.50 | 11.6 | 7.76 | 2.55 | 1.22 | 0.600 | 0.330 | 1.10 | 1.10 | 0.880 | 2.39 | 1.47 |
| 3. | 2.31 | 2.31 | 3.30 | 9.59 | 7.76 | 2.55 | 1.34 | 0.680 | 0.730 | 1.10 | 1.28 | 0.780 | 2.15 | 1.47 |
| 4. | 1.47 | 2.47 | 4.00 | 7.92 | 9.42 | 2.64 | 1.22 | 0.680 | 0.520 | 1.04 | 1.10 | 0.640 | 2.15 | 1.40 |
| 5. | 1.28 | 2.47 | 9.93 | 7.12 | 7.12 | 2.39 | 1.22 | 0.640 | 0.520 | 0.930 | 0.980 | 0.680 | 1.83 | 1.61 |
| 6. | 1.22 | 2.31 | 6.80 | 6.00 | 5.68 | 2.23 | 1.16 | 0.600 | 0.440 | 0.880 | 0.930 | 0.980 | 1.68 | 1.34 |
| 7. | 1.16 | 3.10 | 6.32 | 5.52 | 5.08 | 2.07 | 1.04 | 0.600 | 0.480 | 0.980 | 1.47 | 0.880 | 1.68 | 1.28 |
| 8. | 1.34 | 6.00 | 6.32 | 6.00 | 7.28 | 1.99 | 1.28 | 0.640 | 0.730 | 1.04 | 1.40 | 0.930 | 1.47 | 1.28 |
| 9. | 1.83 | 4.96 | 6.64 | 8.24 | 17.2 | 1.91 | 1.28 | 0.560 | 0.600 | 0.930 | 1.10 | 0.930 | 1.34 | 1.22 |
| 10. | 3.00 | 6.80 | 6.48 | 6.80 | 17.8 | 1.83 | 1.34 | 0.480 | 0.880 | 0.880 | 0.930 | 1.28 | 1.34 | 1.40 |
| 11. | 5.08 | 6.00 | 5.52 | 6.32 | 13.6 | 1.75 | 1.10 | 0.480 | 0.640 | 0.880 | 0.930 | 1.40 | 1.22 | 2.23 |
| 12. | 4.12 | 16.7 | 4.96 | 5.08 | 11.5 | 1.99 | 1.04 | 0.520 | 0.560 | 0.830 | 0.830 | 1.22 | 1.40 | 2.55 |
| 13. | 3.50 | 14.9 | 4.48 | 4.84 | 9.08 | 1.99 | 0.930 | 0.520 | 0.520 | 0.780 | 1.16 | 1.16 | 2.15 | 2.73 |
| 14. | 3.00 | 11.6 | 3.90 | 4.48 | 8.40 | 1.99 | 0.930 | 0.440 | 0.730 | 0.730 | 0.930 | 1.04 | 2.31 | 3.00 |
| 15. | 2.64 | 8.74 | 3.50 | 5.20 | 10.1 | 1.99 | 0.930 | 0.480 | 0.880 | 0.730 | 0.830 | 0.930 | 3.80 | 5.36 |
| 16. | 2.23 | 6.32 | 3.20 | 8.08 | 8.74 | 1.75 | 0.880 | 0.480 | 0.680 | 0.680 | 1.28 | 0.880 | 2.55 | 4.60 |
| 17. | 2.07 | 4.84 | 3.10 | 6.16 | 8.24 | 1.61 | 0.830 | 0.440 | 0.520 | 0.680 | 1.34 | 0.880 | 2.39 | 3.80 |
| 18. | 1.99 | 4.36 | 4.36 | 4.96 | 8.74 | 1.54 | 0.880 | 0.360 | 0.480 | 0.640 | 1.16 | 0.830 | 2.47 | 3.50 |
| 19. | 1.83 | 3.70 | 4.24 | 5.84 | 7.92 | 2.47 | 0.880 | 0.400 | 0.520 | 0.640 | 1.04 | 0.880 | 2.15 | 3.10 |
| 20. | 1.68 | 3.20 | 3.60 | 6.32 | 6.48 | 2.23 | 0.930 | 0.360 | 0.480 | 0.780 | 0.930 | 0.830 | 1.99 | 2.64 |
| 21. | 1.54 | 2.82 | 3.70 | 4.72 | 5.84 | 1.83 | 0.830 | 0.360 | 0.400 | 1.47 | 1.34 | 0.780 | 1.75 | 2.31 |
| 22. | 1.40 | 2.47 | 3.50 | 4.00 | 4.96 | 1.61 | 0.980 | 0.360 | 0.400 | 1.40 | 1.34 | 0.780 | 1.75 | R 2.07 |
| 23. | 1.40 | 2.31 | 3.20 | 3.70 | 4.48 | 1.54 | 0.880 | 0.360 | 0.440 | 1.10 | 1.10 | 0.680 | 1.68 | R 1.91 |
| 24. | 1.54 | 2.15 | 2.82 | 4.12 | 4.24 | 1.54 | 0.830 | 0.640 | 0.560 | 0.880 | 0.980 | 0.730 | 1.54 | R 1.75 |
| 25. | 1.91 | 6.96 | 2.64 | 10.8 | 4.00 | 1.47 | 0.780 | 0.600 | 0.680 | 0.830 | 0.930 | 0.680 | 1.47 | R 1.68 |
| 26. | 2.55 | 12.7 | 2.82 | 8.91 | 3.60 | 1.40 | 0.780 | 0.520 | 0.830 | 0.730 | 0.880 | 0.880 | 1.54 | 1.61 |
| 27. | 2.39 | 11.5 | 2.39 | 6.96 | 3.50 | 1.34 | 0.680 | 0.400 | 0.930 | 0.680 | 0.830 | 0.830 | 1.61 | 1.61 |
| 28. | 2.07 | 7.76 | 2.23 | 6.32 | 3.20 | 1.28 | 0.680 | 0.330 | 0.980 | 0.680 | 0.780 | 1.22 | 1.83 | 1.47 |
| 29. | 1.99 | 5.36 | 3.00 | 6.32 | 2.91 | 1.28 | 0.680 | 0.330 | 1.04 | 0.640 | 0.730 | 1.16 | 1.91 | 1.47 |
| 30. | 1.91 | 4.60 | 17.2 | | 3.00 | 1.22 | 0.730 | 0.300 | 0.880 | 0.600 | 0.730 | 1.04 | 1.68 | 1.40 |
| 31. | | 4.12 | 11.6 | | 3.10 | | 0.780 | | 0.780 | 0.600 | | 2.47 | | 1.34 |
| Tag | 1. | 1. | 28. | 23. | 29. | 30. | 27.+ | 30. | 1.+ | 30.+ | 29.+ | 4. | 11. | 9. |
| NQ | 0.830 | 1.99 | 2.23 | 3.70 | 2.91 | 1.22 | 0.680 | 0.300 | 0.330 | 0.600 | 0.730 | 0.640 | 1.22 | 1.22 |
| MQ | 2.09 | 5.74 | 4.93 | 6.71 | 7.39 | 1.89 | 0.979 | 0.496 | 0.629 | 0.858 | 1.04 | 0.970 | 1.92 | 2.14 |
| HQ | 6.16 | 20.8 | 25.5 | 17.0 | 21.3 | 3.50 | 2.55 | 2.15 | 1.47 | 1.61 | 3.20 | 3.90 | 5.08 | 6.32 |
| Tag | 11. | 12. | 30. | 25. | 9.+ | 19. | 9. | 10. | 10. | 21. | 2. | 31. | 15. | 15. |
| $h_N$ mm / $h_A$ mm | 24 | 70 | 60 | 76 | 90 | 22 | 12 | 6 | 8 | 10 | 12 | 12 | 22 | 26 |

## Hauptwerte

| | 1991/1999 | | 1992/2000 | | | | | | | | | | | |
|---|---|---|---|---|---|---|---|---|---|---|---|---|---|---|
| Jahr | 1991 | 1991 | 1996 | 1997 | 1996 | 1993 | 1993 | 2000 | 1994 + | 1992 | 1999 | 1997 | 1993 + | 1993 + |
| NQ | 0.430 | 0.470 | 0.480 | 0.730 | 0.740 | 1.07 | 0.640 | 0.300 | 0.330 | 0.150 | 0.340 | 0.400 | 0.480 | 0.600 |
| MNQ | 1.21 | 1.27 | 1.67 | 1.96 | 2.34 | 1.60 | 0.881 | 0.594 | 0.590 | 0.528 | 0.594 | 0.846 | 1.30 | 1.35 |
| MQ | 2.90 | 4.07 | 4.53 | 4.04 | 4.87 | 3.00 | 1.39 | 0.975 | 1.09 | 0.858 | 1.50 | 1.82 | 2.94 | 3.95 |
| MHQ | 11.5 | 15.6 | 17.3 | 12.6 | 14.3 | 9.61 | 3.52 | 2.92 | 4.93 | 3.04 | 9.05 | 6.07 | 11.6 | 14.6 |
| HQ | 60.2 | 34.4 | 54.5 | 41.4 | 31.4 | 41.4 | 6.39 | 6.99 | 9.42 | 5.04 | 56.4 | 22.5 | 60.2 | 34.4 |
| Jahr | 1998 | 1993 | 1995 | 1997 | 1999 | 1994 | 1996 | 1995 | 1996 | 1993 | 1998 | 1998 | 1998 | 1993 |
| | 1991/1999 | | 1992/2000 | | | | | | | | | | | |
| $Mh_N$ mm / $Mh_A$ mm | 34 | 49 | 55 | 46 | 59 | 35 | 17 | 11 | 13 | 10 | 18 | 22 | 34 | 48 |

| | Abflußjahr (*) 2000 Jahr | Datum | Winter | Sommer | Kalenderjahr 2000 Jahr | Datum |
|---|---|---|---|---|---|---|
| NQ m³/s | 0.300 | am 30.06.2000 | 0.830 | 0.300 | 0.300 | am 30.06.2000 |
| MQ m³/s | 2.80 | | 4.80 | 0.829 | 2.48 | |
| HQ m³/s | 25.5 | am 30.01.2000 | 25.5 | 3.90 | 25.5 | am 30.01.2000 |
| Nq l/(s km²) | 1.36 | | 3.76 | 1.36 | 1.36 | |
| Mq l/(s km²) | 12.7 | | 21.7 | 3.75 | 11.3 | |
| Hq l/(s km²) | 115 | | 115 | 17.7 | 115 | |
| $h_N$ mm / $h_A$ mm | 400 | | 342 | 60 | 356 | |
| | 1992/2000 (*) 9 Jahre | | | | 1992/2000 | |
| NQ m³/s | 0.150 | am 17.08.1992 | 0.430 | 0.150 | 0.150 | am 17.08.1992 |
| MNQ m³/s | 0.388 | | 0.791 | 0.411 | 0.388 | |
| MQ m³/s | 2.58 | | 3.91 | 1.27 | 2.58 | |
| MHQ m³/s | 38.1 | | 33.1 | 11.3 | 35.0 | |
| HQ m³/s | 60.2 | am 01.11.1998 | 60.2 | 56.4 | 60.2 | am 01.11.1998 |
| $HQ_1$ m³/s | | | | | | |
| $HQ_5$ m³/s | | | | | | |
| MNq l/(s km²) | 1.76 | | 3.58 | 1.86 | 1.76 | |
| Mq l/(s km²) | 11.7 | | 17.7 | 5.75 | 11.7 | |
| MHq l/(s km²) | 172 | | 150 | 51.2 | 158 | |
| | 1992/2000 (*) 9 Jahre | | | | 1992/2000 | |
| $Mh_N$ mm / $Mh_A$ mm | 368 | | 278 | 91 | 370 | |

## Extremwerte

| | Niedrigwasser m³/s | l/(s km²) | Datum | Hochwasser m³/s | l/(s km²) | cm | Datum |
|---|---|---|---|---|---|---|---|
| 1 | 0.150 | 0.679 | 17.08.1992 | 60.2 | 273 | | 01.11.1998 |
| 2 | 0.300 | 1.36 | 30.06.2000 | 56.4 | 255 | | 15.09.1998 |
| 3 | 0.330 | 1.49 | 30.07.1994 + | 54.5 | 247 | | 23.01.1995 |
| 4 | 0.370 | 1.68 | 28.09.1997 + | 41.4 | 188 | | 26.02.1997 |
| 5 | 0.430 | 1.95 | 01.11.1991 + | 41.4 | 188 | | 13.04.1994 |
| 6 | 0.440 | 1.99 | 04.07.1998 | 34.4 | 156 | | 22.12.1993 |
| 7 | 0.470 | 2.13 | 14.12.1991 | 31.4 | 142 | | 03.03.1999 |
| 8 | 0.480 | 2.17 | 02.01.1996 | 27.8 | 126 | | 24.12.1995 |
| 9 | 0.480 | 2.17 | 30.11.1993 | 25.5 | 115 | | 30.01.2000 |
| 10 | | | | 25.2 | 114 | | 06.01.1994 |

## Dauertabelle

| Unterschreitungsdauer in Tagen | Unterschrittene Abflüsse m³/s: Abfluß-jahr (*) 2000 | Kalender jahr 2000 | 1992/2000 9 Kalenderjahre: Obere Hüllwerte | Mittlere Werte | Untere Hüllwerte |
|---|---|---|---|---|---|
| (365) | | | | | |
| 364 | 17.8 | 17.8 | 36.0 | 25.5 | 5.80 |
| 363 | 17.2 | 17.2 | 31.1 | 21.5 | 5.66 |
| 362 | 16.7 | 13.6 | 26.7 | 19.0 | 5.53 |
| 361 | 14.9 | 12.7 | 25.7 | 16.5 | 5.53 |
| 360 | 13.6 | 12.7 | 24.5 | 14.5 | 5.40 |
| 359 | 13.6 | 11.6 | 24.2 | 13.2 | 5.28 |
| 358 | 12.7 | 11.5 | 24.0 | 12.3 | 5.20 |
| 357 | 12.7 | 10.8 | 21.5 | 11.6 | 5.20 |
| 356 | 12.7 | 10.1 | 19.2 | 11.1 | 5.16 |
| 350 | 9.93 | 8.91 | 13.1 | 8.74 | 4.49 |
| 340 | 8.40 | 7.76 | 9.08 | 6.96 | 4.12 |
| 330 | 7.12 | 6.48 | 8.08 | 5.66 | 3.72 |
| 320 | 6.48 | 5.84 | 7.29 | 4.96 | 3.31 |
| 300 | 5.08 | 4.12 | 5.28 | 4.00 | 2.64 |
| 270 | 3.60 | 2.82 | 4.05 | 2.85 | 1.91 |
| 240 | 2.55 | 2.07 | 2.91 | 2.23 | 1.47 |
| 210 | 1.91 | 1.61 | 2.31 | 1.82 | 1.22 |
| 183 | 1.40 | 1.40 | 1.99 | 1.52 | 1.04 |
| 150 | 1.10 | 1.16 | 1.66 | 1.20 | 0.880 |
| 130 | 0.980 | 0.980 | 1.52 | 1.08 | 0.830 |
| 120 | 0.930 | 0.980 | 1.45 | 1.01 | 0.780 |
| 110 | 0.930 | 0.930 | 1.38 | 0.960 | 0.780 |
| 100 | 0.880 | 0.880 | 1.25 | 0.910 | 0.730 |
| 90 | 0.880 | 0.880 | 1.25 | 0.860 | 0.680 |
| 80 | 0.830 | 0.830 | 1.19 | 0.840 | 0.640 |
| 70 | 0.780 | 0.780 | 1.13 | 0.790 | 0.640 |
| 60 | 0.730 | 0.730 | 1.07 | 0.730 | 0.600 |
| 50 | 0.680 | 0.680 | 1.07 | 0.680 | 0.560 |
| 40 | 0.640 | 0.640 | 1.01 | 0.610 | 0.510 |
| 30 | 0.560 | 0.560 | 0.950 | 0.600 | 0.470 |
| 25 | 0.520 | 0.520 | 0.890 | 0.600 | 0.470 |
| 20 | 0.520 | 0.520 | 0.840 | 0.560 | 0.430 |
| 15 | 0.480 | 0.480 | 0.840 | 0.510 | 0.430 |
| 10 | 0.400 | 0.400 | 0.840 | 0.470 | 0.400 |
| 9 | 0.400 | 0.400 | 0.840 | 0.470 | 0.400 |
| 8 | 0.400 | 0.400 | 0.840 | 0.470 | 0.400 |
| 7 | 0.400 | 0.400 | 0.840 | 0.440 | 0.400 |
| 6 | 0.400 | 0.400 | 0.840 | 0.440 | 0.400 |
| 5 | 0.360 | 0.360 | 0.790 | 0.430 | 0.360 |
| 4 | 0.360 | 0.360 | 0.790 | 0.430 | 0.360 |
| 3 | 0.360 | 0.360 | 0.790 | 0.390 | 0.360 |
| 2 | 0.360 | 0.360 | 0.740 | 0.370 | 0.310 |
| 1 | 0.330 | 0.330 | 0.690 | 0.340 | 0.230 |
| 0 | 0.300 | 0.300 | 0.600 | 0.150 | 0.150 |

(*) Abflußjahr: 1.11. des Vorjahres bis 31.10.

Ersatz für den Pegel Grimmelshausen/Werra in Folge Talsperrenbau - mit neuer Statistik
4 Tage Randeis

$A_{Eo}$ : 1170 km²
PNP :NN + 281.66 m
Lage: 223.0 km oberhalb Mündung, rechts

Q
m³/s

Pegel : Meiningen Nr. 420020
Gewässer : Werra
Gebiet : Werra

## Tageswerte

| Tag | 1999 Nov | 1999 Dez | 2000 Jan | Feb | Mrz | Apr | Mai | Jun | Jul | Aug | Sep | Okt | Nov | Dez |
|---|---|---|---|---|---|---|---|---|---|---|---|---|---|---|
| 1. | 5.20 | 11.5 | 21.5 | 58.2 | 41.6 | 21.2 | 9.55 | 5.80 | 3.30 | 4.47 | 3.76 | 5.80 | 10.0 | 9.55 |
| 2. | 7.20 | 13.1 | 20.9 | 58.7 | 42.9 | 20.3 | 9.05 | 5.60 | 4.65 | 6.00 | 7.20 | 6.00 | 9.80 | 9.55 |
| 3. | 10.5 | 13.4 | 20.0 | 52.0 | 41.1 | 19.7 | 9.30 | 5.40 | 6.20 | 6.20 | 7.40 | 5.80 | 9.55 | 9.30 |
| 4. | 7.20 | 14.0 | 20.0 | 44.7 | 45.2 | 20.3 | 8.55 | 6.40 | 4.29 | 6.20 | 6.00 | 5.60 | 10.5 | 9.05 |
| 5. | 6.20 | 14.0 | 30.7 | 40.3 | 39.0 | 18.8 | 8.55 | 5.40 | 5.20 | 5.20 | 5.20 | 5.20 | 9.55 | 9.05 |
| 6. | 6.00 | 13.4 | 30.3 | 35.1 | 35.5 | 17.7 | 8.80 | 5.60 | 4.11 | 4.65 | 5.01 | 6.20 | 9.30 | 8.55 |
| 7. | 6.00 | 15.2 | 29.0 | 32.8 | 32.8 | 16.5 | 9.55 | 5.40 | 4.11 | 5.20 | 9.80 | 6.80 | 10.3 | 8.30 |
| 8. | 7.20 | 23.0 | 28.7 | 33.2 | 38.5 | 15.5 | 11.3 | 5.20 | 4.65 | 5.01 | 8.80 | 6.80 | 9.55 | 7.83 |
| 9. | 8.30 | 23.3 | 29.4 | 38.1 | 74.3 | 15.0 | 10.0 | 4.83 | 4.65 | 5.01 | 7.20 | 6.80 | 9.05 | 7.83 |
| 10. | 13.4 | 25.1 | 29.7 | 36.5 | 97.0 | 14.5 | 10.0 | 4.65 | 6.60 | 5.01 | 6.60 | 8.06 | 10.0 | 8.06 |
| 11. | 24.5 | 25.1 | 26.9 | 35.1 | 76.6 | 14.0 | 9.05 | 4.47 | 5.60 | 5.60 | 6.20 | 9.05 | 10.0 | 10.0 |
| 12. | 19.4 | 42.5 | 25.1 | 30.7 | 63.5 | 14.5 | 8.55 | 4.47 | 5.20 | 4.29 | 5.80 | 8.06 | 9.80 | 11.5 |
| 13. | 16.8 | 53.0 | 23.9 | 29.4 | 54.0 | 14.2 | 8.06 | 4.29 | 4.65 | 4.11 | 6.60 | 7.61 | 10.8 | 12.3 |
| 14. | 15.2 | 49.5 | 22.4 | 26.9 | 51.0 | 14.0 | 7.40 | 4.11 | 5.80 | 3.93 | 6.60 | 7.40 | 10.5 | 12.6 |
| 15. | 14.0 | 40.3 | 20.6 | 27.9 | 62.9 | 13.7 | 7.20 | 4.29 | 7.00 | 3.76 | 5.60 | 7.20 | 15.2 | 20.9 |
| 16. | 12.6 | 31.4 | 19.4 | 32.1 | 58.2 | 12.6 | 7.20 | 4.29 | 5.80 | 4.11 | 6.00 | 6.80 | 11.8 | 19.7 |
| 17. | 12.0 | 25.7 | 18.8 | 30.3 | 54.5 | 12.0 | 7.00 | 3.93 | 4.83 | 3.60 | 7.83 | 6.60 | 10.8 | 18.2 |
| 18. | 11.8 | 23.6 | 21.2 | 27.2 | 57.1 | 11.5 | 7.40 | 3.76 | 4.65 | 3.45 | 6.60 | 6.40 | 10.8 | 16.8 |
| 19. | 11.3 | 22.4 | 22.1 | 28.3 | 55.0 | 14.5 | 8.55 | 3.76 | 4.47 | 3.93 | 6.20 | 6.00 | 10.0 | 15.7 |
| 20. | 10.3 | 19.7 | 19.7 | 30.3 | 47.5 | 14.5 | 8.80 | 3.45 | 4.47 | 4.47 | 5.80 | 6.80 | 10.0 | 14.8 |
| 21. | 10.0 | 17.7 | 20.6 | 26.3 | 42.9 | 13.1 | 8.55 | 3.93 | 4.29 | 7.00 | 6.60 | 6.20 | 9.55 | 14.2 |
| 22. | 9.55 | 16.8 | 20.0 | 24.2 | 37.7 | 12.3 | 9.05 | 3.60 | 4.11 | 8.55 | 8.06 | 6.00 | 9.55 | 13.7 |
| 23. | 9.05 | 15.5 | 19.1 | 22.7 | 32.8 | 12.0 | 8.80 | 3.76 | 3.93 | 6.20 | 6.80 | 5.80 | 9.55 | 12.8 |
| 24. | 9.30 | 15.0 | 17.1 | 22.7 | 31.0 | 11.8 | 8.06 | 4.11 | 4.29 | 5.40 | 6.40 | 5.80 | 8.80 | 12.0 |
| 25. | 10.3 | 22.4 | T 15.7 | 35.5 | 28.7 | 11.5 | 8.06 | 4.47 | 6.00 | 4.83 | 6.00 | 5.80 | 8.55 | 11.8 |
| 26. | 12.3 | 40.3 | T 15.2 | 40.7 | 26.0 | 11.3 | 7.40 | 4.11 | 5.01 | 4.65 | 6.00 | 6.20 | 8.55 | 11.0 |
| 27. | 12.3 | 43.8 | T 15.0 | 35.5 | 24.5 | 11.3 | 6.60 | 3.76 | 5.80 | 4.47 | 5.80 | 6.20 | 9.30 | 11.0 |
| 28. | 11.5 | 34.7 | 14.2 | 33.2 | 22.7 | 10.5 | 6.60 | 3.60 | 6.20 | 4.47 | 5.60 | 8.06 | 10.0 | 10.5 |
| 29. | 11.5 | 27.9 | 15.0 | 34.0 | 20.9 | 10.0 | 6.40 | 3.45 | 5.60 | 4.11 | 5.40 | 7.40 | 10.8 | 9.55 |
| 30. | 11.3 | 24.8 | 46.5 | | 22.1 | 10.3 | 6.40 | 3.30 | 5.20 | 4.11 | 5.80 | 7.00 | 10.3 | 9.05 |
| 31. | | 22.7 | 49.5 | | 22.7 | | 6.20 | | 4.83 | 3.93 | | 9.05 | | 8.80 |

## Hauptwerte

| | 1999 Nov | 1999 Dez | 2000 Jan | Feb | Mrz | Apr | Mai | Jun | Jul | Aug | Sep | Okt | Nov | Dez |
|---|---|---|---|---|---|---|---|---|---|---|---|---|---|---|
| Tag | 1. | 1. | 28. | 23.+ | 29. | 29. | 31. | 30. | 1. | 18. | 1. | 5. | 25.+ | 8.+ |
| NQ | 5.20 | 11.5 | 14.2 | 22.7 | 20.9 | 10.0 | 6.20 | 3.30 | 3.30 | 3.45 | 3.76 | 5.20 | 8.55 | 7.83 |
| MQ | 11.1 | 25.2 | 23.5 | 34.6 | 44.5 | 14.3 | 8.26 | 4.44 | 5.02 | 4.90 | 6.42 | 6.72 | 10.1 | 11.7 |
| HQ | 26.9 | 57.6 | 64.7 | 62.2 | 101 | 23.0 | 22.7 | 15.5 | 11.0 | 12.3 | 14.5 | 11.3 | 16.5 | 24.5 |
| Tag | 11. | 12. | 30. | 1. | 10. | 4. | 7. | 21. | 25. | 22. | 7. | 31. | 15. | 21. |
| $h_N$ mm / $h_A$ mm | 24 | 58 | 54 | 74 | 102 | 32 | 19 | 10 | 11 | 11 | 14 | 15 | 22 | 27 |
| | 1918/1999 | | 1919/2000 | | | | | | 80 Jahre | | | | | |
| Jahr | 1921 | 1959 | 1949 | 1942 | 1963 | 1921 | 1960 | 1920 | 1922 | 1959 | 1959 | 1949 | 1921 | 1959 |
| NQ | 1.65 | 1.67 | 2.30 | 2.32 | 2.45 | 3.40 | 3.23 | 1.85 | 1.60 | 1.74 | 1.48 | 1.55 | 1.65 | 1.67 |
| MNQ | 6.88 | 8.11 | 9.64 | 10.1 | 10.9 | 11.9 | 7.06 | 5.59 | 4.92 | 4.37 | 4.52 | 5.06 | 6.97 | 8.17 |
| MQ | 13.0 | 18.2 | 20.8 | 19.8 | 22.2 | 20.7 | 11.6 | 9.38 | 8.53 | 7.03 | 7.52 | 9.49 | 13.2 | 18.2 |
| MHQ | 32.0 | 50.5 | 57.0 | 49.5 | 53.6 | 42.4 | 24.6 | 24.3 | 21.8 | 17.6 | 17.5 | 23.0 | 32.4 | 50.2 |
| HQ | 139 | 236 | 209 | 151 | 211 | 195 | 109 | 117 | 99.6 | 102 | 156 | 89.5 | 139 | 236 |
| Jahr | 1998 | 1967 | 1979 | 1946 | 1981 | 1994 | 1941 | 1933 | 1966 | 1981 | 1998 | 1960 | 1998 | 1967 |
| | 1918/1999 | | 1919/2000 | | | | | | 80 Jahre | | | | | |
| $Mh_N$ mm / $Mh_A$ mm | 29 | 42 | 48 | 42 | 51 | 46 | 26 | 21 | 20 | 16 | 17 | 22 | 29 | 42 |

| | Abflußjahr (*) 2000 Jahr | Datum | Winter | Sommer | Kalenderjahr 2000 Jahr | Datum |
|---|---|---|---|---|---|---|
| NQ m³/s | 3.30 | am 30.06.2000 | 5.20 | 3.30 | 3.30 | am 30.06.2000 |
| MQ m³/s | 15.7 | | 25.6 | 5.97 | 14.5 | |
| HQ m³/s | 101 | am 10.03.2000 | 101 | 22.7 | 101 | am 10.03.2000 |
| Nq l/(s km²) | 2.82 | | 4.44 | 2.82 | 2.82 | |
| Mq l/(s km²) | 13.4 | | 21.9 | 5.10 | 12.4 | |
| Hq l/(s km²) | 86.3 | | 86.3 | 19.4 | 86.3 | |
| $h_N$ mm / $h_A$ mm | 424 | | 344 | 81 | 392 | |
| | 1919/2000 (*) 81 Jahre | | | | 1919/2000 | |
| NQ m³/s | 1.48 | am 02.09.1959 | 1.65 | 1.48 | 1.48 | am 02.09.1959 |
| MNQ m³/s | 3.16 | | 5.00 | 3.40 | 3.25 | |
| MQ m³/s | 14.0 | | 19.2 | 8.94 | 14.0 | |
| MHQ m³/s | 102 | | 98.2 | 44.7 | 104 | |
| HQ m³/s | 236 | am 24.12.1967 | 236 | 156 | 236 | am 24.12.1967 |
| $HQ_1$ m³/s | | | | | | |
| $HQ_5$ m³/s | | | | | | |
| MNq l/(s km²) | 2.70 | | 4.27 | 2.90 | 2.78 | |
| Mq l/(s km²) | 12.0 | | 16.4 | 7.64 | 12.0 | |
| MHq l/(s km²) | 87.2 | | 83.9 | 38.2 | 88.9 | |
| | 1919/2000 (*) 81 Jahre | | | | 1919/2000 | |
| $Mh_N$ mm / $Mh_A$ mm | 377 | | 258 | 121 | 378 | |

## Extremwerte

| | Niedrigwasser m³/s | l/(s km²) | Datum | Hochwasser m³/s | l/(s km²) | cm | Datum |
|---|---|---|---|---|---|---|---|
| 1 | 1.48 | 1.26 | 02.09.1959 | 236 | 202 | | 24.12.1967 |
| 2 | 1.55 | 1.32 | 21.10.1949 | 211 | 180 | | 11.03.1981 |
| 3 | 1.58 | 1.35 | 02.09.1976 | 209 | 179 | | 01.01.1979 |
| 4 | 1.60 | 1.37 | 11.07.1922 + | 203 | 174 | | 31.12.1978 |
| 5 | 1.65 | 1.41 | 27.11.1921 + | 200 | 171 | | 06.01.1982 |
| 6 | 1.65 | 1.41 | 02.07.1920 | 195 | 167 | | 13.04.1994 |
| 7 | 1.83 | 1.56 | 07.07.1952 | 169 | 144 | | 02.01.1987 |
| 8 | 1.83 | 1.56 | 21.09.1947 + | 157 | 134 | | 31.03.1962 |
| 9 | 1.91 | 1.63 | 05.07.1957 | 156 | 133 | | 16.09.1998 |
| 10 | 1.95 | 1.67 | 05.09.1964 + | 151 | 129 | | 19.12.1965 |

## Dauertabelle

| Unterschreitungsdauer in Tagen | Unterschrittene Abflüsse m³/s: Abfluß-jahr (*) 2000 | Kalenderjahr 2000 | 1919/2000 Obere Hüllwerte | 80 Kalenderjahre Mittlere Werte | Untere Hüllwerte |
|---|---|---|---|---|---|
| (365) | | | | | |
| 364 | 76.6 | 76.6 | 202 | 100 | 24.6 |
| 363 | 74.3 | 74.3 | 194 | 85.7 | 20.2 |
| 362 | 63.5 | 63.5 | 146 | 76.4 | 18.4 |
| 361 | 62.9 | 62.9 | 123 | 71.4 | 16.7 |
| 360 | 58.7 | 58.7 | 112 | 66.2 | 16.7 |
| 359 | 58.7 | 58.7 | 108 | 61.3 | 16.1 |
| 358 | 58.2 | 58.2 | 106 | 58.5 | 16.1 |
| 357 | 57.1 | 57.1 | 101 | 55.7 | 15.8 |
| 356 | 55.0 | 55.0 | 93.4 | 53.0 | 15.8 |
| 350 | 51.0 | 47.5 | 83.0 | 42.7 | 15.0 |
| 340 | 41.6 | 39.0 | 62.9 | 34.4 | 13.9 |
| 330 | 36.5 | 34.0 | 56.6 | 29.6 | 12.5 |
| 320 | 33.2 | 30.7 | 47.1 | 26.2 | 11.7 |
| 300 | 27.2 | 23.9 | 39.3 | 21.2 | 9.70 |
| 270 | 21.2 | 16.8 | 30.0 | 16.7 | 6.70 |
| 240 | 15.2 | 12.0 | 26.5 | 13.4 | 5.32 |
| 210 | 11.8 | 10.3 | 23.6 | 11.2 | 4.96 |
| 183 | 9.30 | 9.30 | 20.2 | 9.56 | 4.31 |
| 150 | 7.40 | 7.61 | 16.4 | 7.95 | 3.21 |
| 130 | 6.80 | 6.80 | 14.9 | 7.15 | 2.85 |
| 120 | 6.40 | 6.60 | 14.0 | 6.73 | 2.62 |
| 110 | 6.40 | 6.40 | 13.3 | 6.31 | 2.51 |
| 100 | 6.20 | 6.20 | 12.6 | 5.92 | 2.40 |
| 90 | 6.00 | 6.00 | 12.1 | 5.59 | 2.40 |
| 80 | 5.80 | 5.80 | 11.7 | 5.24 | 2.30 |
| 70 | 5.40 | 5.40 | 11.2 | 4.97 | 2.30 |
| 60 | 5.20 | 5.20 | 10.5 | 4.66 | 2.20 |
| 50 | 4.83 | 4.83 | 10.0 | 4.32 | 2.10 |
| 40 | 4.65 | 4.65 | 9.36 | 3.94 | 2.10 |
| 30 | 4.29 | 4.29 | 8.90 | 3.56 | 2.01 |
| 25 | 4.29 | 4.29 | 8.87 | 3.34 | 2.01 |
| 20 | 4.11 | 4.11 | 8.64 | 3.15 | 1.91 |
| 15 | 4.11 | 4.11 | 8.41 | 2.96 | 1.91 |
| 10 | 3.93 | 3.93 | 7.95 | 2.67 | 1.91 |
| 9 | 3.93 | 3.93 | 7.72 | 2.64 | 1.91 |
| 8 | 3.76 | 3.76 | 7.72 | 2.53 | 1.74 |
| 7 | 3.76 | 3.76 | 7.72 | 2.47 | 1.74 |
| 6 | 3.76 | 3.76 | 7.49 | 2.39 | 1.74 |
| 5 | 3.60 | 3.60 | 7.49 | 2.32 | 1.74 |
| 4 | 3.60 | 3.60 | 7.49 | 2.27 | 1.67 |
| 3 | 3.60 | 3.60 | 7.26 | 2.17 | 1.67 |
| 2 | 3.45 | 3.45 | 7.26 | 2.05 | 1.60 |
| 1 | 3.45 | 3.45 | 7.26 | 1.92 | 1.54 |
| 0 | 3.30 | 3.30 | 7.03 | 1.48 | 1.48 |

(*) Abflußjahr: 1.11. des Vorjahres bis 31.10. Ausfalljahre: KJ 1944-1945; AJ 1945;

Hochwasserscheitelwerte seit 1980 durch Talsperrenrückhaltung reduziert

3 Tage Treibeis/Eisgang

$A_{Eo}$ : 2246 km²
PNP :NN + 222.72 m
Lage: 164.8 km oberhalb Mündung, links

Q
m³/s

Pegel : Vacha Nr. 420120
Gewässer : Werra
Gebiet : Werra

## Tageswerte

| Tag | 1999 Nov | 1999 Dez | 2000 Jan | Feb | Mrz | Apr | Mai | Jun | Jul | Aug | Sep | Okt | Nov | Dez |
|---|---|---|---|---|---|---|---|---|---|---|---|---|---|---|
| 1. | 9.10 | 18.0 | 34.9 | 68.3 | 65.5 | 40.3 | 21.5 | 10.3 | 6.50 | 8.80 | 7.90 | 10.9 | 18.3 | 17.0 |
| 2. | 9.40 | 19.0 | 33.7 | 72.6 | 67.4 | 38.2 | 18.7 | 9.70 | 8.20 | 9.10 | 10.6 | 11.2 | 18.0 | 16.6 |
| 3. | 16.3 | 20.1 | 32.1 | 75.1 | 68.8 | 36.5 | 18.7 | 9.40 | 10.9 | 10.9 | 15.6 | 10.9 | 18.0 | 16.6 |
| 4. | 13.6 | 20.8 | 31.8 | 77.6 | 71.6 | 36.9 | 17.3 | 10.6 | 10.0 | 10.6 | 12.5 | 10.3 | 19.4 | 16.0 |
| 5. | 11.2 | 21.1 | 43.5 | 73.1 | 70.6 | 36.1 | 16.6 | 10.3 | 8.80 | 9.40 | 10.6 | 10.3 | 18.3 | 15.6 |
| 6. | 10.3 | 20.4 | 48.9 | 66.9 | 66.9 | 32.9 | 16.3 | 10.0 | 8.80 | 8.50 | 9.70 | 10.9 | 17.3 | 15.3 |
| 7. | 10.3 | 20.8 | 46.2 | 60.4 | 66.4 | 30.7 | 15.6 | 10.0 | 7.90 | 8.80 | 13.6 | 11.5 | 18.0 | 14.6 |
| 8. | 10.9 | 29.5 | 45.3 | 55.8 | 66.9 | 28.8 | 19.4 | 9.70 | 10.3 | 9.70 | 18.0 | 12.2 | 18.0 | 14.6 |
| 9. | 12.9 | 32.1 | 45.7 | 56.7 | 70.2 | 28.1 | 17.6 | 9.10 | 9.70 | 9.70 | 14.2 | 12.5 | 16.6 | 13.9 |
| 10. | 17.3 | 32.5 | 46.6 | 57.2 | 77.1 | 27.1 | 17.6 | 8.80 | 10.0 | 8.80 | 12.5 | 14.2 | 16.6 | 13.9 |
| 11. | 36.5 | 33.3 | 43.9 | 56.3 | 98.4 | 26.0 | 16.0 | 10.0 | 11.8 | 9.40 | 11.5 | 15.3 | 16.6 | 16.6 |
| 12. | 32.5 | 43.0 | 40.3 | 52.6 | 110 | 25.7 | 14.9 | 8.20 | 9.70 | 8.80 | 10.9 | 15.3 | 16.3 | 18.3 |
| 13. | 27.1 | 54.9 | 37.3 | 48.4 | 96.8 | 27.1 | 14.2 | 7.90 | 9.10 | 7.60 | 12.9 | 13.9 | 17.3 | 20.8 |
| 14. | 23.6 | 54.9 | 35.3 | 46.2 | 87.0 | 25.7 | 13.6 | 7.90 | 9.10 | 7.60 | 14.2 | 12.9 | 19.0 | 21.5 |
| 15. | 21.8 | 56.7 | 32.5 | 44.8 | 87.6 | 25.0 | 13.2 | 7.60 | 12.9 | 7.30 | 11.5 | 12.5 | 24.3 | 29.5 |
| 16. | 19.7 | 51.2 | 30.3 | 52.6 | 88.7 | 23.9 | 12.9 | 7.90 | 12.2 | 7.60 | 11.5 | 12.2 | 23.2 | 33.3 |
| 17. | 18.0 | 43.0 | 29.5 | 53.5 | 89.2 | 22.5 | 12.5 | 7.60 | 10.0 | 7.30 | 15.6 | 11.8 | 20.1 | 29.9 |
| 18. | 17.6 | 36.9 | 31.4 | 49.3 | 89.2 | 21.1 | 12.2 | 7.00 | 9.10 | 7.00 | 14.6 | 11.5 | 19.7 | 27.4 |
| 19. | 17.0 | 34.1 | 36.5 | 50.2 | 90.8 | 22.2 | 13.2 | 7.00 | 8.50 | 7.30 | 12.5 | 10.9 | 18.3 | 25.7 |
| 20. | 16.3 | 31.0 | 32.1 | 54.4 | 90.8 | 25.7 | 14.9 | 6.75 | 8.50 | 10.9 | 11.8 | 12.5 | 17.6 | 24.6 |
| 21. | 15.3 | 28.1 | 31.8 | 50.2 | 84.9 | 22.5 | 14.6 | 6.50 | 8.20 | 17.0 | 12.9 | 11.5 | 16.6 | 22.9 |
| 22. | 14.9 | 25.7 | 33.3 | 45.7 | 78.1 | 21.5 | 14.6 | 6.75 | 7.90 | 15.6 | 19.7 | 10.9 | 16.3 | 20.4 |
| 23. | 14.2 | 23.9 | 31.8 | 42.1 | 71.6 | 20.8 | 14.9 | 6.50 | 7.60 | 14.2 | 15.3 | 10.6 | 16.6 | 19.0 |
| 24. | 14.9 | 22.5 | 28.8 | 40.8 | 64.6 | 20.4 | 13.6 | 7.30 | 7.90 | 10.9 | 13.2 | 10.6 | 16.3 | 19.0 |
| 25. | 16.6 | 26.0 | 26.4 | 56.7 | 59.0 | 20.1 | 13.6 | 7.90 | 11.5 | 9.70 | 12.9 | 10.9 | 15.3 | 18.7 |
| 26. | 18.7 | 48.4 | 24.6 | 64.6 | 54.4 | 20.1 | 13.6 | 7.90 | 10.3 | 9.10 | 12.5 | 10.6 | 15.3 | 18.0 |
| 27. | 20.1 | 57.2 | 25.3 | 64.1 | 49.8 | 19.4 | 11.8 | 7.30 | 9.70 | 8.80 | 11.8 | 11.2 | 15.6 | 18.7 |
| 28. | 19.0 | 56.7 | 24.3 | 63.2 | 46.6 | 18.7 | 11.5 | 6.75 | 11.8 | 8.50 | 11.5 | 13.6 | 16.3 | 18.7 |
| 29. | 18.7 | 49.3 | 24.6 | 62.7 | 42.1 | 18.3 | 11.2 | 6.50 | 10.9 | 8.20 | 11.2 | 14.6 | 20.1 | 17.3 |
| 30. | 18.0 | 43.0 | 58.6 | | 41.2 | 24.3 | 11.2 | 6.50 | 10.3 | 7.60 | 10.9 | 13.6 | 18.3 | 16.0 |
| 31. | | 37.7 | 65.0 | | 43.0 | | 10.9 | | 9.70 | 7.90 | | 16.0 | | 15.3 |

## Hauptwerte

| | 1999 Nov | 1999 Dez | 2000 Jan | Feb | Mrz | Apr | Mai | Jun | Jul | Aug | Sep | Okt | Nov | Dez |
|---|---|---|---|---|---|---|---|---|---|---|---|---|---|---|
| Tag | 1. | 1. | 28. | 24. | 30. | 29. | 31. | 21.+ | 1. | 18. | 1. | 4.+ | 25.+ | 9.+ |
| NQ | 9.10 | 18.0 | 24.3 | 40.8 | 41.2 | 18.3 | 10.9 | 6.50 | 6.50 | 7.00 | 7.90 | 10.3 | 15.3 | 13.9 |
| MQ | 17.4 | 35.2 | 36.5 | 57.3 | 72.7 | 26.2 | 14.8 | 8.19 | 9.61 | 9.44 | 12.8 | 12.2 | 17.9 | 19.5 |
| HQ | 40.3 | 59.0 | 78.1 | 78.1 | 116 | 41.2 | 25.7 | 12.2 | 15.6 | 20.8 | 20.8 | 18.7 | 28.5 | 35.3 |
| Tag | 11. | 27. | 30. | 4. | 11.+ | 1. | 8. | 11. | 15. | 21. | 22. | 31. | 15. | 15. |
| $h_N$ mm / $h_A$ mm | 20 | 42 | 44 | 64 | 87 | 30 | 18 | 9 | 11 | 11 | 15 | 14 | 21 | 23 |
| | 1921/1999 | | 1922/2000 74 Jahre | | | | | | | | | | | |
| Jahr | 1959 | 1959 | 1954 | 1929 | 1929 | 1960 | 1960 | 1960 | 1922 | 1959 | 1959 | 1959 | 1959 | 1959 |
| NQ | 3.07 | 2.21 | 3.35 | 3.41 | 3.87 | 4.56 | 3.61 | 2.52 | 2.00 | 2.74 | 1.90 | 1.55 | 3.07 | 2.21 |
| MNQ | 11.7 | 13.0 | 15.8 | 18.3 | 20.1 | 21.0 | 13.0 | 10.7 | 8.97 | 8.01 | 8.02 | 8.55 | 11.8 | 13.3 |
| MQ | 20.9 | 28.8 | 32.8 | 34.8 | 38.6 | 35.2 | 20.1 | 17.3 | 15.0 | 12.2 | 12.4 | 15.2 | 21.0 | 29.3 |
| MHQ | 42.0 | 66.0 | 76.8 | 72.4 | 77.5 | 62.8 | 35.6 | 36.1 | 30.2 | 24.1 | 23.2 | 31.3 | 42.1 | 66.7 |
| HQ | 154 | 314 | 271 | 321 | 246 | 284 | 102 | 194 | 161 | 189 | 123 | 153 | 154 | 314 |
| Jahr | 1998 | 1967 | 1926 | 1946 | 1981 | 1994 | 1941 | 1933 | 1956 | 1981 | 1924 | 1960 | 1998 | 1967 |
| | 1921/1999 | | 1922/2000 74 Jahre | | | | | | | | | | | |
| $Mh_N$ mm / $Mh_A$ mm | 24 | 34 | 39 | 39 | 46 | 41 | 24 | 20 | 18 | 14 | 14 | 18 | 24 | 35 |

| | Abflußjahr (*) 2000 Jahr | Datum | Winter | Sommer | Kalenderjahr 2000 Jahr | Datum |
|---|---|---|---|---|---|---|
| NQ m³/s | 6.50 | am 21.06.2000 | 9.10 | 6.50 | 6.50 | am 21.06.2000 |
| MQ m³/s | 26.0 | | 40.9 | 11.2 | 24.7 | |
| HQ m³/s | 116 | am 11.03.2000 | 116 | 25.7 | 116 | am 11.03.2000 |
| Nq l/(s km²) | 2.89 | | 4.05 | 2.89 | 2.89 | |
| Mq l/(s km²) | 11.6 | | 18.2 | 4.98 | 11.0 | |
| Hq l/(s km²) | 51.6 | | 51.6 | 11.4 | 51.6 | |
| $h_N$ mm / $h_A$ mm | 365 | | 286 | 79 | 348 | |
| | 1922/2000 (*) 76 Jahre | | | | 1922/2000 | |
| NQ m³/s | 1.55 | am 05.10.1959 | 2.21 | 1.55 | 1.55 | am 05.10.1959 |
| MNQ m³/s | 5.63 | | 8.57 | 6.16 | 5.76 | |
| MQ m³/s | 23.5 | | 31.8 | 15.4 | 23.6 | |
| MHQ m³/s | 136 | | 130 | 61.0 | 140 | |
| HQ m³/s | 321 | am 10.02.1946 | 321 | 194 | 321 | am 10.02.1946 |
| $HQ_1$ m³/s | | | | | | |
| $HQ_5$ m³/s | | | | | | |
| MNq l/(s km²) | 2.51 | | 3.82 | 2.74 | 2.56 | |
| Mq l/(s km²) | 10.5 | | 14.2 | 6.86 | 10.5 | |
| MHq l/(s km²) | 60.6 | | 57.9 | 27.2 | 62.3 | |
| | 1922/2000 (*) 76 Jahre | | | | 1922/2000 | |
| $Mh_N$ mm / $Mh_A$ mm | 330 | | 223 | 109 | 332 | |

## Extremwerte

| | Niedrigwasser m³/s | l/(s km²) | Datum | Hochwasser m³/s | l/(s km²) | cm | Datum |
|---|---|---|---|---|---|---|---|
| 1 | 1.55 | 0.690 | 05.10.1959 | 321 | 143 | | 10.02.1946 |
| 2 | 2.00 | 0.890 | 10.07.1922 | 314 | 140 | | 25.12.1967 |
| 3 | 2.12 | 0.944 | 08.07.1960 | 284 | 126 | | 14.04.1994 |
| 4 | 2.19 | 0.975 | 05.09.1929 | 271 | 121 | | 01.01.1926 |
| 5 | 2.52 | 1.12 | 21.09.1947 | 246 | 110 | | 12.03.1981 |
| 6 | 2.72 | 1.21 | 15.10.1951 | 244 | 109 | | 02.12.1939 |
| 7 | 2.74 | 1.22 | 07.07.1957 | 239 | 106 | | 29.12.1947 |
| 8 | 2.96 | 1.32 | 02.06.1934 + | 237 | 106 | | 02.01.1979 |
| 9 | 3.09 | 1.38 | 06.07.1925 | 231 | 103 | | 07.01.1982 |
| 10 | 3.31 | 1.47 | 05.07.1930 | 221 | 98.4 | | 31.12.1925 |

## Dauertabelle

| Unterschreitungsdauer in Tagen | Unterschrittene Abflüsse m³/s: Abfluß-jahr (*) 2000 | Kalender jahr 2000 | 1922/2000 74 Kalenderjahre Obere Hüllwerte | Mittlere Werte | Untere Hüllwerte |
|---|---|---|---|---|---|
| (365) | | | | | |
| 364 | 98.4 | 98.4 | 302 | 151 | 36.6 |
| 363 | 96.8 | 96.8 | 226 | 137 | 31.0 |
| 362 | 96.8 | 96.8 | 194 | 123 | 30.9 |
| 361 | 90.8 | 90.8 | 185 | 111 | 28.8 |
| 360 | 90.8 | 90.8 | 174 | 104 | 28.8 |
| 359 | 89.2 | 89.2 | 166 | 97.1 | 27.7 |
| 358 | 88.7 | 88.7 | 160 | 92.5 | 26.8 |
| 357 | 87.6 | 87.6 | 153 | 87.8 | 25.7 |
| 356 | 87.0 | 87.0 | 153 | 84.3 | 25.7 |
| 350 | 73.1 | 73.1 | 122 | 70.8 | 23.6 |
| 340 | 67.4 | 67.4 | 97.4 | 58.8 | 21.7 |
| 330 | 60.4 | 60.4 | 85.2 | 50.2 | 20.8 |
| 320 | 55.8 | 53.5 | 78.7 | 44.2 | 19.8 |
| 300 | 46.2 | 43.0 | 65.9 | 35.8 | 15.5 |
| 270 | 33.7 | 29.5 | 56.7 | 28.3 | 11.8 |
| 240 | 26.0 | 21.1 | 51.1 | 23.0 | 9.32 |
| 210 | 19.7 | 18.3 | 44.1 | 19.1 | 7.74 |
| 183 | 16.3 | 16.3 | 38.1 | 16.4 | 6.17 |
| 150 | 13.6 | 13.9 | 30.7 | 13.7 | 4.70 |
| 130 | 12.5 | 12.9 | 28.4 | 12.3 | 4.15 |
| 120 | 11.8 | 12.2 | 26.5 | 11.6 | 4.00 |
| 110 | 11.5 | 11.8 | 25.6 | 11.0 | 3.83 |
| 100 | 11.2 | 11.2 | 24.2 | 10.5 | 3.61 |
| 90 | 10.9 | 11.2 | 22.9 | 9.84 | 3.47 |
| 80 | 10.6 | 10.6 | 21.6 | 9.31 | 3.19 |
| 70 | 10.0 | 10.3 | 20.4 | 8.74 | 3.07 |
| 60 | 9.70 | 10.0 | 19.0 | 8.16 | 2.85 |
| 50 | 9.40 | 9.40 | 17.5 | 7.60 | 2.63 |
| 40 | 8.80 | 8.80 | 16.2 | 7.00 | 2.52 |
| 30 | 8.20 | 8.20 | 15.3 | 6.33 | 2.41 |
| 25 | 8.20 | 8.20 | 14.7 | 5.95 | 2.31 |
| 20 | 7.90 | 7.90 | 14.4 | 5.49 | 2.31 |
| 15 | 7.60 | 7.60 | 13.7 | 5.01 | 2.21 |
| 10 | 7.30 | 7.30 | 13.3 | 4.55 | 2.03 |
| 9 | 7.30 | 7.30 | 13.3 | 4.43 | 2.03 |
| 8 | 7.00 | 7.00 | 13.3 | 4.33 | 2.03 |
| 7 | 7.00 | 7.00 | 13.1 | 4.23 | 2.03 |
| 6 | 7.00 | 7.00 | 13.1 | 4.05 | 1.96 |
| 5 | 6.75 | 6.75 | 12.8 | 3.87 | 1.96 |
| 4 | 6.75 | 6.75 | 12.8 | 3.62 | 1.96 |
| 3 | 6.75 | 6.75 | 12.6 | 3.34 | 1.90 |
| 2 | 6.75 | 6.75 | 12.6 | 3.00 | 1.90 |
| 1 | 6.75 | 6.75 | 12.4 | 2.68 | 1.80 |
| 0 | 6.50 | 6.50 | 12.2 | 1.55 | 1.55 |

(*) Abflußjahr: 1.11. des Vorjahres bis 31.10. Ausfalljahre: KJ 1930-1932 ,1944-1945; AJ 1945; AJ 1931-1932

Ersatz für den Pegel Dorndorf1 / Werra mit Statistikfortschreibung

$A_{Eo}$ : 3039 km²
PNP :NN + 203.39 m
Lage: 137.8 km oberhalb Mündung, links

Q
m³/s

Pegel : Gerstungen Nr. 420170
Gewässer : Werra
Gebiet : Werra

## Tageswerte

| Tag | 1999 Nov | 1999 Dez | 2000 Jan | Feb | Mrz | Apr | Mai | Jun | Jul | Aug | Sep | Okt | Nov | Dez |
|---|---|---|---|---|---|---|---|---|---|---|---|---|---|---|
| 1. | 11.0 | 19.5 | 43.1 | 84.5 | 84.0 | 50.7 | 29.4 | 14.6 | 9.15 | 13.1 | 9.90 | 13.4 | 23.4 | 20.6 |
| 2. | 10.7 | 20.2 | 41.7 | 85.4 | 86.7 | 47.6 | 25.0 | 13.4 | 10.7 | 13.1 | 13.4 | 13.4 | 23.4 | 19.5 |
| 3. | 16.8 | 21.4 | 39.5 | 86.3 | 85.8 | 45.3 | 24.2 | 12.5 | 14.3 | 16.1 | 19.2 | 13.4 | 24.2 | 19.5 |
| 4. | 15.2 | 22.6 | 38.6 | 88.1 | 94.4 | 44.9 | 22.2 | 14.9 | 14.0 | 15.8 | 16.1 | 13.1 | 26.6 | 18.8 |
| 5. | 12.5 | 23.4 | 53.4 | 84.9 | 89.4 | 45.3 | 21.4 | 14.9 | 12.2 | 14.0 | 13.1 | 12.8 | 23.4 | 18.4 |
| 6. | 11.6 | 23.4 | 59.7 | 78.2 | 84.0 | 40.4 | 20.6 | 13.4 | 12.2 | 11.9 | 11.9 | 13.4 | 21.4 | 18.4 |
| 7. | 11.3 | 23.8 | 54.8 | 71.0 | 79.5 | 37.2 | 20.6 | 13.1 | 10.2 | 11.6 | 16.1 | 14.0 | 21.0 | 17.6 |
| 8. | 11.9 | 33.0 | 53.4 | 66.0 | 77.7 | 35.0 | 22.2 | 13.1 | 13.4 | 12.5 | 23.0 | 14.3 | 21.4 | 16.1 |
| 9. | 13.7 | 38.1 | 52.5 | 66.9 | 93.5 | 33.8 | 22.6 | 11.9 | 14.3 | 12.8 | 15.8 | 15.2 | 19.5 | 16.4 |
| 10. | 16.4 | 37.7 | 55.2 | 66.9 | 101 | 32.6 | 22.6 | 12.2 | 13.4 | 11.6 | 14.6 | 18.0 | 19.5 | 16.4 |
| 11. | 38.1 | 38.1 | 52.1 | 67.4 | 111 | 31.4 | 20.6 | 13.7 | 15.5 | 13.1 | 13.4 | 18.4 | 19.2 | 19.2 |
| 12. | 36.3 | 51.2 | 47.6 | 63.3 | 132 | 31.0 | 19.8 | 11.9 | 13.7 | 11.9 | 13.1 | 19.5 | 18.8 | 21.4 |
| 13. | 29.4 | 71.0 | 44.4 | 58.4 | 116 | 32.6 | 18.8 | 11.3 | 12.5 | 10.4 | 14.9 | 16.8 | 19.5 | 24.6 |
| 14. | 25.0 | 68.3 | 41.7 | 56.1 | 104 | 31.4 | 17.6 | 10.4 | 11.9 | 9.90 | 18.4 | 15.8 | 25.0 | 25.8 |
| 15. | 23.0 | 68.3 | 38.6 | 55.2 | 116 | 30.6 | 17.2 | 11.0 | 16.8 | 9.65 | 14.3 | 15.2 | 29.8 | 40.3 |
| 16. | 21.0 | 61.1 | 35.4 | 70.1 | 108 | 29.0 | 16.8 | 10.2 | 18.8 | 9.90 | 14.6 | 14.6 | 29.4 | 45.3 |
| 17. | 19.2 | 50.7 | 34.2 | 69.6 | 109 | 27.8 | 16.4 | 10.4 | 14.3 | 9.65 | 21.0 | 14.0 | 24.6 | 37.4 |
| 18. | 18.8 | 44.0 | 35.4 | 62.9 | 112 | 27.0 | 16.1 | 9.90 | 12.5 | 9.65 | 20.2 | 13.7 | 23.8 | 33.0 |
| 19. | 18.8 | 41.3 | 44.0 | 66.5 | 120 | 26.6 | 16.8 | 9.65 | 11.6 | 9.40 | 16.8 | 13.4 | 21.8 | 31.8 |
| 20. | 17.2 | 36.8 | 38.6 | 73.7 | 113 | 30.6 | 18.8 | 9.65 | 11.3 | 14.0 | 14.9 | 14.0 | 21.4 | 29.4 |
| 21. | 15.5 | 33.0 | 36.8 | 66.0 | 105 | 27.8 | 19.2 | 9.40 | 11.0 | 22.2 | 14.9 | 13.7 | 21.0 | 27.4 |
| 22. | 15.8 | 30.2 | 39.9 | 59.3 | 96.2 | 26.2 | 18.8 | 9.15 | 10.4 | 19.5 | 26.6 | 13.1 | 19.5 | 24.2 |
| 23. | 16.1 | 28.2 | 38.6 | 54.3 | 88.5 | 25.4 | 19.2 | 8.65 | 10.4 | 18.8 | 21.0 | 12.8 | 20.6 | 23.4 |
| 24. | 15.8 | 27.0 | 33.4 | 51.6 | 80.4 | 25.0 | 17.6 | 9.90 | 10.2 | 13.7 | 17.2 | 12.8 | 19.8 | 22.6 |
| 25. | 19.8 | 33.4 | 30.2 | 77.3 | 74.1 | 24.6 | 17.6 | 11.6 | 14.6 | 11.6 | 15.5 | 13.1 | 18.8 | 23.8 |
| 26. | 22.6 | 58.8 | 27.0 | 88.5 | 67.8 | 23.8 | 18.0 | 10.7 | 13.7 | 11.3 | 15.8 | 12.8 | 18.4 | 23.0 |
| 27. | 23.8 | 75.5 | 29.0 | 80.9 | 62.4 | 23.4 | 16.4 | 10.2 | 13.7 | 11.0 | 14.9 | 13.7 | 18.4 | 24.6 |
| 28. | 21.8 | 71.4 | 27.8 | 79.5 | 58.4 | 23.4 | 14.9 | 9.15 | 16.1 | 10.7 | 14.3 | 15.2 | 19.5 | 26.6 |
| 29. | 20.6 | 62.0 | 27.4 | 78.2 | 53.4 | 23.0 | 14.6 | 9.90 | 16.1 | 10.4 | 14.0 | 17.6 | 25.4 | 24.2 |
| 30. | 19.8 | 53.4 | 82.7 | | 51.6 | 33.8 | 14.9 | 8.90 | 14.6 | 9.65 | 13.4 | 15.8 | 22.6 | 21.8 |
| 31. | | 47.1 | 86.3 | | 53.9 | | 14.9 | | 14.9 | 9.90 | | 21.8 | | 20.6 |
| Tag | 2. | 1. | 26. | 24. | 30. | 29. | 29. | 23. | 1. | 19. | 1. | 5.+ | 26.+ | 8. |
| NQ | 10.7 | 19.5 | 27.0 | 51.6 | 51.6 | 23.0 | 14.6 | 8.65 | 9.15 | 9.40 | 9.90 | 12.8 | 18.4 | 16.1 |
| MQ | 19.0 | 42.4 | 44.0 | 70.9 | 90.6 | 32.2 | 19.2 | 11.3 | 13.2 | 12.5 | 16.1 | 14.8 | 22.0 | 24.3 |
| HQ | 46.7 | 80.4 | 114 | 113 | 137 | 52.5 | 39.0 | 16.4 | 21.8 | 29.8 | 30.6 | 29.4 | 33.0 | 48.4 |
| Tag | 11. | 27. | 30. | 25. | 12. | 1. | 1. | 3. | 16. | 21. | 22. | 12. | 4.+ | 16. |
| $h_N$ mm / $h_A$ mm | 16 | 37 | 39 | 58 | 80 | 27 | 17 | 10 | 12 | 11 | 14 | 13 | 19 | 21 |
| | 1931/1999 | | 1932/2000 67 Jahre | | | | | | | | | | | |
| Jahr | 1947 | 1947 | 1947 | 1963 | 1963 | 1933 | 1934 | 1934 | 1934 | 1934 | 1947 | 1947 | 1947 | 1947 |
| NQ | 1.78 | 4.62 | 5.14 | 4.79 | 4.99 | 9.80 | 5.00 | 3.70 | 2.10 | 3.40 | 2.04 | 3.05 | 1.78 | 4.62 |
| MNQ | 14.8 | 17.5 | 20.7 | 24.1 | 25.8 | 27.1 | 17.1 | 14.4 | 12.3 | 10.5 | 10.2 | 10.9 | 15.0 | 17.7 |
| MQ | 26.8 | 39.0 | 43.9 | 45.1 | 51.6 | 45.6 | 26.3 | 23.3 | 20.0 | 15.8 | 15.1 | 19.2 | 27.0 | 39.2 |
| MHQ | 61.7 | 91.1 | 105 | 94.1 | 111 | 85.9 | 50.9 | 55.3 | 45.6 | 35.3 | 30.9 | 44.6 | 62.1 | 91.8 |
| HQ | 254 | 342 | 312 | 300 | 400 | 268 | 184 | 342 | 237 | 222 | 123 | 205 | 254 | 342 |
| Jahr | 1940 | 1939 | 1982 | 1946 | 1942 | 1994 | 1941 | 1941 | 1956 | 1981 | 1998 | 1960 | 1940 | 1939 |
| | 1931/1999 | | 1932/2000 67 Jahre | | | | | | | | | | | |
| $Mh_N$ mm / $Mh_A$ mm | 23 | 34 | 39 | 37 | 45 | 39 | 23 | 20 | 18 | 14 | 13 | 17 | 23 | 34 |

## Hauptwerte

| | Abflußjahr (*) 2000 Jahr | Datum | Winter | Sommer | Kalenderjahr 2000 Jahr | Datum |
|---|---|---|---|---|---|---|
| NQ m³/s | 8.65 | am 23.06.2000 | 10.7 | 8.65 | 8.65 | am 23.06.2000 |
| MQ m³/s | 32.1 | | 49.9 | 14.5 | 30.8 | |
| HQ m³/s | 137 | am 12.03.2000 | 137 | 39.0 | 137 | am 12.03.2000 |
| Nq l/(s km²) | 2.85 | | 3.52 | 2.85 | 2.85 | |
| Mq l/(s km²) | 10.6 | | 16.4 | 4.78 | 10.1 | |
| Hq l/(s km²) | 45.1 | | 45.1 | 12.8 | 45.1 | |
| $h_N$ mm / $h_A$ mm | 333 | | 258 | 76 | 321 | |
| | 1932/2000 (*) 68 Jahre | | | | 1932/2000 | |
| NQ m³/s | 1.78 | am 20.11.1947 | 1.78 | 2.04 | 1.78 | am 20.11.1947 |
| MNQ m³/s | 7.65 | | 11.6 | 8.38 | 8.05 | |
| MQ m³/s | 30.9 | | 42.1 | 19.9 | 30.9 | |
| MHQ m³/s | 185 | | 177 | 86.0 | 186 | |
| HQ m³/s | 400 | am 19.03.1942 | 400 | 342 | 400 | am 19.03.1942 |
| $HQ_1$ m³/s | | | | | | |
| $HQ_5$ m³/s | | | | | | |
| MNq l/(s km²) | 2.52 | | 3.82 | 2.76 | 2.65 | |
| Mq l/(s km²) | 10.2 | | 13.9 | 6.55 | 10.2 | |
| MHq l/(s km²) | 60.9 | | 58.2 | 28.3 | 61.2 | |
| | 1932/2000 (*) 68 Jahre | | | | 1932/2000 | |
| $Mh_N$ mm / $Mh_A$ mm | 321 | | 218 | 104 | 322 | |

## Extremwerte

| | Niedrigwasser m³/s | l/(s km²) | Datum | Hochwasser m³/s | l/(s km²) | cm | Datum |
|---|---|---|---|---|---|---|---|
| 1 | 1.78 | 0.586 | 20.11.1947 | 400 | 132 | | 19.03.1942 + |
| 2 | 2.10 | 0.691 | 13.07.1934 | 342 | 112 | | 02.06.1941 |
| 3 | 3.22 | 1.06 | 26.07.1964 | 342 | 112 | | 02.12.1939 |
| 4 | 3.70 | 1.22 | 28.08.1976 + | 338 | 111 | | 12.03.1981 + |
| 5 | 4.19 | 1.38 | 16.10.1959 + | 315 | 104 | | 25.03.1947 |
| 6 | 4.60 | 1.51 | 11.08.1935 | 312 | 103 | | 08.01.1982 |
| 7 | 4.79 | 1.58 | 26.02.1963 | 300 | 98.7 | | 28.12.1947 |
| 8 | 4.79 | 1.58 | 27.07.1949 + | 300 | 98.7 | | 09.02.1946 |
| 9 | 4.79 | 1.58 | 06.08.1946 | 282 | 92.8 | | 04.06.1981 + |
| 10 | 4.94 | 1.62 | 18.09.1997 | 276 | 90.8 | | 27.12.1967 |

## Dauertabelle

| Unterschreitungsdauer in Tagen | Unterschrittene Abflüsse m³/s: Abflußjahr (*) 2000 | Kalenderjahr 2000 | 1932/2000 67 Kalenderjahre: Obere Hüllwerte | Mittlere Werte | Untere Hüllwerte |
|---|---|---|---|---|---|
| (365) | | | | | |
| 364 | 120 | 120 | 371 | 212 | 52.7 |
| 363 | 120 | 120 | 313 | 182 | 48.4 |
| 362 | 116 | 116 | 312 | 159 | 41.6 |
| 361 | 113 | 113 | 295 | 144 | 40.4 |
| 360 | 112 | 112 | 295 | 136 | 38.5 |
| 359 | 111 | 111 | 290 | 127 | 36.5 |
| 358 | 109 | 109 | 280 | 121 | 36.1 |
| 357 | 108 | 108 | 265 | 117 | 36.1 |
| 356 | 105 | 105 | 260 | 113 | 35.7 |
| 350 | 89.4 | 89.4 | 215 | 94.7 | 30.3 |
| 340 | 84.5 | 84.5 | 134 | 77.6 | 27.4 |
| 330 | 77.7 | 77.7 | 119 | 66.4 | 25.8 |
| 320 | 69.6 | 66.9 | 110 | 58.3 | 25.1 |
| 300 | 56.1 | 52.5 | 89.5 | 47.0 | 22.2 |
| 270 | 39.9 | 34.2 | 72.5 | 36.6 | 17.1 |
| 240 | 30.6 | 26.6 | 63.8 | 29.4 | 14.8 |
| 210 | 23.4 | 23.0 | 56.0 | 24.4 | 12.5 |
| 183 | 19.8 | 19.8 | 48.4 | 20.9 | 10.3 |
| 150 | 16.4 | 17.6 | 38.3 | 17.3 | 7.80 |
| 130 | 15.5 | 16.1 | 35.3 | 15.6 | 6.50 |
| 120 | 15.2 | 15.2 | 33.6 | 14.8 | 5.95 |
| 110 | 14.6 | 14.9 | 32.5 | 14.1 | 5.60 |
| 100 | 14.3 | 14.6 | 31.3 | 13.4 | 5.45 |
| 90 | 13.7 | 14.0 | 29.4 | 12.7 | 4.90 |
| 80 | 13.7 | 13.7 | 27.9 | 12.1 | 4.80 |
| 70 | 13.4 | 13.4 | 26.8 | 11.5 | 4.70 |
| 60 | 12.8 | 13.1 | 25.1 | 10.8 | 4.60 |
| 50 | 12.2 | 12.2 | 23.2 | 10.2 | 4.50 |
| 40 | 11.6 | 11.9 | 21.9 | 9.36 | 4.40 |
| 30 | 10.7 | 10.7 | 20.3 | 8.57 | 4.20 |
| 25 | 10.7 | 10.7 | 20.0 | 8.16 | 4.10 |
| 20 | 10.2 | 10.2 | 19.1 | 7.66 | 4.00 |
| 15 | 10.2 | 10.2 | 19.1 | 7.05 | 3.80 |
| 10 | 9.90 | 9.90 | 18.5 | 6.32 | 3.60 |
| 9 | 9.90 | 9.90 | 18.5 | 6.21 | 3.50 |
| 8 | 9.90 | 9.90 | 18.2 | 6.05 | 3.50 |
| 7 | 9.65 | 9.65 | 17.9 | 5.88 | 3.35 |
| 6 | 9.65 | 9.65 | 17.6 | 5.68 | 3.20 |
| 5 | 9.40 | 9.40 | 17.3 | 5.54 | 3.05 |
| 4 | 9.40 | 9.40 | 17.3 | 5.38 | 3.05 |
| 3 | 9.40 | 9.40 | 17.0 | 5.07 | 2.90 |
| 2 | 9.15 | 9.15 | 16.8 | 4.74 | 2.60 |
| 1 | 8.90 | 8.90 | 16.5 | 4.27 | 2.04 |
| 0 | 8.65 | 8.65 | 16.3 | 1.78 | 1.78 |

(*) Abflußjahr: 1.11. des Vorjahres bis 31.10. Ausfalljahre: KJ 1944-1945; AJ 1945;

$A_{Eo}$ : 4214 km²
PNP :NN + 178.06 m
Lage: 90.5 km oberhalb Mündung, rechts

# Q
m³/s

Pegel : Frankenroda Nr. 420190
Gewässer : Werra
Gebiet : Werra

## Tageswerte

| Tag | 1999 Nov | 1999 Dez | 2000 Jan | Feb | Mrz | Apr | Mai | Jun | Jul | Aug | Sep | Okt | Nov | Dez |
|---|---|---|---|---|---|---|---|---|---|---|---|---|---|---|
| 1. | 15.8 | 24.5 | 54.2 | 110 | 110 | 69.1 | 40.8 | 21.8 | 13.8 | K 18.8 | 15.2 | 18.2 | 26.6 | 23.8 |
| 2. | 15.2 | 25.2 | 52.5 | 110 | 118 | 64.6 | 36.8 | 21.2 | 15.8 | K 17.6 | 18.8 | 17.6 | 26.6 | 23.1 |
| 3. | 19.4 | 26.6 | 49.9 | 109 | 114 | 60.1 | 33.6 | 20.6 | 19.4 | K 20.0 | 23.1 | 18.2 | 27.3 | 22.4 |
| 4. | 21.8 | 27.3 | 48.2 | 110 | 130 | 58.4 | 32.0 | 22.4 | 22.4 | K 21.2 | 25.9 | 17.6 | 29.6 | 22.4 |
| 5. | 19.4 | 28.0 | 58.4 | 107 | 121 | 59.3 | 30.4 | 23.8 | 18.2 | K 19.4 | 20.0 | 17.6 | 28.0 | 21.2 |
| 6. | 18.8 | 27.3 | 73.6 | 98.8 | 114 | 53.3 | 28.8 | 21.8 | 18.2 | K 17.6 | 18.2 | 18.2 | 25.2 | 21.8 |
| 7. | 20.6 | 27.3 | 67.3 | 88.9 | 106 | 48.2 | 29.6 | 21.2 | 16.4 | K 17.0 | 18.2 | 18.8 | 25.2 | 21.2 |
| 8. | 22.4 | 34.4 | 64.6 | 82.6 | 100 | 45.7 | 28.8 | 21.2 | 18.8 | K 18.2 | 25.2 | 18.8 | 24.5 | 20.6 |
| 9. | 23.8 | 44.0 | 62.8 | 83.5 | 119 | 44.0 | 32.0 | 19.4 | 21.8 | K 18.8 | 24.5 | 19.4 | 23.1 | 19.4 |
| 10. | 25.9 | 43.2 | 64.6 | 83.5 | 140 | 41.6 | 31.2 | 18.8 | 20.0 | K 18.2 | 19.4 | 21.8 | 23.1 | 20.0 |
| 11. | 49.1 | 44.0 | 62.8 | 83.5 | 139 | 40.8 | 29.6 | 23.1 | 21.2 | K 17.6 | 18.8 | 21.8 | 22.4 | 21.2 |
| 12. | 54.2 | 52.5 | 56.7 | 79.0 | 156 | 40.0 | 27.3 | 20.0 | K 19.4 | K 18.8 | 17.6 | 23.8 | 21.8 | 23.8 |
| 13. | 44.0 | 87.1 | 53.3 | 72.7 | 151 | 41.6 | 26.6 | 18.2 | K 18.8 | K 16.4 | 18.8 | 21.2 | 22.4 | 26.6 |
| 14. | 39.2 | 84.4 | 49.1 | 70.9 | 136 | 40.8 | 25.9 | 17.6 | K 16.4 | K 15.2 | 24.5 | 20.6 | 26.6 | 27.3 |
| 15. | 34.4 | 82.6 | 46.5 | 69.1 | 147 | 39.2 | 25.2 | 17.0 | K 20.6 | K 15.2 | 21.2 | 19.4 | 30.4 | 37.6 |
| 16. | 32.0 | 73.6 | 42.4 | 90.7 | 140 | 37.6 | 25.2 | 18.2 | K 25.9 | K 15.2 | 20.0 | 18.8 | 33.6 | 49.9 |
| 17. | 30.4 | 61.9 | 40.8 | 97.9 | 140 | 36.0 | 24.5 | 16.4 | K 20.6 | K 15.2 | 23.1 | 18.8 | 28.8 | 43.2 |
| 18. | 28.0 | 52.5 | 41.6 | 85.3 | 149 | 34.4 | 24.5 | 17.0 | K 18.2 | K 15.8 | 26.6 | 18.2 | 27.3 | 38.4 |
| 19. | 25.2 | 48.2 | 49.1 | 84.4 | 164 | 34.4 | 24.5 | 15.8 | K 17.0 | K 13.0 | 22.4 | 18.2 | 25.9 | 33.6 |
| 20. | 25.2 | 44.0 | 47.4 | 99.7 | 156 | 38.4 | 25.9 | 15.8 | K 15.8 | K 19.4 | 20.6 | 18.2 | 25.2 | 32.8 |
| 21. | 24.5 | 40.0 | 44.0 | 91.6 | 145 | 36.8 | 27.3 | 15.2 | K 15.8 | K 29.6 | 20.6 | 18.8 | 24.5 | 30.4 |
| 22. | 23.1 | 36.0 | 46.5 | 81.7 | 131 | 33.6 | 26.6 | 14.7 | K 15.2 | K 28.0 | 28.8 | 17.6 | 22.4 | 27.3 |
| 23. | 21.8 | 33.6 | 47.4 | 73.6 | 119 | 33.6 | 26.6 | 14.2 | K 14.7 | K 26.6 | 28.8 | 17.0 | 23.1 | 25.9 |
| 24. | 22.4 | 32.0 | 42.4 | 67.3 | 109 | 32.8 | 25.2 | 15.2 | K 14.7 | K 21.2 | 23.8 | 17.0 | 23.1 | 25.2 |
| 25. | 25.2 | 35.2 | 37.6 | 93.4 | 97.9 | 32.8 | 24.5 | 18.2 | K 18.2 | K 18.2 | 21.8 | 17.0 | 21.8 | 26.6 |
| 26. | 28.8 | 66.4 | 33.6 | 134 | 89.8 | 32.0 | 25.2 | 16.4 | K 20.0 | K 16.4 | 21.2 | 16.4 | 21.8 | 25.2 |
| 27. | 29.6 | 97.9 | 34.4 | 111 | 81.7 | 31.2 | 23.8 | 15.2 | K 17.6 | K 15.8 | 20.6 | 17.6 | 21.8 | 25.9 |
| 28. | 28.8 | 95.2 | 34.4 | 106 | 75.4 | 30.4 | 22.4 | 16.4 | K 20.6 | K 15.8 | 19.4 | 18.2 | 22.4 | 29.6 |
| 29. | 26.6 | 80.8 | 33.6 | 104 | 69.1 | 31.2 | 21.8 | 13.8 | K 22.4 | K 15.2 | 18.8 | 21.2 | 25.9 | 27.3 |
| 30. | 25.9 | 69.1 | 88.9 | | 69.1 | 42.4 | 22.4 | 14.7 | K 21.2 | K 15.2 | 18.2 | 20.0 | 26.6 | 25.2 |
| 31. | | 60.1 | 120 | | 74.5 | | 22.4 | | K 20.0 | K 14.7 | | 22.4 | | 23.8 |
| Tag | 2. | 1. | 26.+ | 24. | 29.+ | 28. | 29. | 29. | 1. | 19. | 1. | 26. | 12.+ | 9. |
| NQ | 15.2 | 24.5 | 33.6 | 67.3 | 69.1 | 30.4 | 21.8 | 13.8 | 13.8 | 13.0 | 15.2 | 16.4 | 21.8 | 19.4 |
| MQ | 27.4 | 51.1 | 53.2 | 92.4 | 120 | 42.1 | 27.5 | 18.2 | 18.7 | 18.2 | 21.5 | 19.0 | 25.2 | 27.2 |
| HQ | 60.1 | 109 | 144 | 152 | 165 | 72.7 | 42.4 | 25.9 | 26.6 | 35.2 | 35.2 | 27.3 | 35.2 | 51.6 |
| Tag | 11. | 27.+ | 30. | 26. | 19. | 1. | 1. | 4.+ | 16. | 21. | 22. | 31. | 15.+ | 16. |
| $h_N$ mm / $h_A$ mm | 17 | 32 | 34 | 55 | 76 | 26 | 17 | 11 | 12 | 12 | 13 | 12 | 15 | 17 |
| | 1935/1999 | | 1936/2000 63 Jahre | | | | | | | | | | | |
| Jahr | 1964 | 1953 | 1963 | 1954 | 1963 | 1959 | 1953 | 1976 | 1976 | 1964 | 1947 | 1959 | 1964 | 1953 |
| NQ | 6.52 | 7.90 | 7.64 | 7.46 | 7.94 | 13.7 | 12.2 | 8.60 | 5.92 | 5.21 | 5.00 | 4.61 | 6.52 | 7.90 |
| MNQ | 20.0 | 24.6 | 27.8 | 31.7 | 33.9 | 36.7 | 24.0 | 20.8 | 18.4 | 15.6 | 14.9 | 15.6 | 20.3 | 24.8 |
| MQ | 34.4 | 50.4 | 56.1 | 58.9 | 64.6 | 59.5 | 36.3 | 32.6 | 27.8 | 22.8 | 21.1 | 25.5 | 34.7 | 50.7 |
| MHQ | 71.3 | 113 | 129 | 119 | 129 | 108 | 66.1 | 65.8 | 55.0 | 46.4 | 37.2 | 50.4 | 71.1 | 113 |
| HQ | 297 | 432 | 348 | 450 | 363 | 372 | 201 | 271 | 370 | 355 | 134 | 176 | 297 | 432 |
| Jahr | 1940 | 1947 | 1987 | 1946 | 1942 | 1994 | 1984 | 1961 | 1956 | 1981 | 1998 | 1960 | 1940 | 1947 |
| | 1935/1999 | | 1936/2000 63 Jahre | | | | | | | | | | | |
| $Mh_N$ mm / $Mh_A$ mm | 21 | 32 | 36 | 35 | 41 | 36 | 23 | 20 | 18 | 14 | 13 | 16 | 21 | 32 |

## Hauptwerte

| | Abflußjahr (*) 2000 Jahr | Datum | Winter | Sommer | Kalenderjahr 2000 Jahr | Datum |
|---|---|---|---|---|---|---|
| NQ m³/s | 13.0 | am 19.08.2000 | 15.2 | 13.0 | 13.0 | am 19.08.2000 |
| MQ m³/s | 42.3 | | 64.3 | 20.5 | 40.1 | |
| HQ m³/s | 165 | am 19.03.2000 | 165 | 42.4 | 165 | am 19.03.2000 |
| Nq l/(s km²) | 3.08 | | 3.61 | 3.08 | 3.08 | |
| Mq l/(s km²) | 10.0 | | 15.3 | 4.87 | 9.52 | |
| Hq l/(s km²) | 39.2 | | 39.2 | 10.1 | 39.2 | |
| $h_N$ mm / $h_A$ mm | 316 | | 240 | 77 | 301 | |
| | 1936/2000 (*) 64 Jahre | | | | 1936/2000 | |
| NQ m³/s | 4.61 | am 11.10.1959 | 6.52 | 4.61 | 4.61 | am 11.10.1959 |
| MNQ m³/s | 11.0 | | 16.4 | 12.2 | 11.6 | |
| MQ m³/s | 40.7 | | 54.1 | 27.6 | 40.8 | |
| MHQ m³/s | 217 | | 209 | 108 | 217 | |
| HQ m³/s | 450 | am 09.02.1946 | 450 | 370 | 450 | am 09.02.1946 |
| $HQ_1$ m³/s | | | | | | |
| $HQ_5$ m³/s | | | | | | |
| MNq l/(s km²) | 2.61 | | 3.89 | 2.89 | 2.75 | |
| Mq l/(s km²) | 9.66 | | 12.8 | 6.55 | 9.68 | |
| MHq l/(s km²) | 51.5 | | 49.6 | 25.6 | 51.5 | |
| | 1936/2000 (*) 64 Jahre | | | | 1936/2000 | |
| $Mh_N$ mm / $Mh_A$ mm | 304 | | 202 | 104 | 306 | |

## Extremwerte

| | Niedrigwasser m³/s | l/(s km²) | Datum | Hochwasser m³/s | l/(s km²) | cm | Datum |
|---|---|---|---|---|---|---|---|
| 1 | 4.61 | 1.09 | 11.10.1959 | 450 | 107 | | 09.02.1946 + |
| 2 | 4.80 | 1.14 | 23.10.1947 | 432 | 102 | | 29.12.1947 |
| 3 | 5.21 | 1.24 | 29.08.1964 | 372 | 88.3 | | 16.04.1994 |
| 4 | 5.40 | 1.28 | 11.09.1949 | 370 | 87.8 | | 16.07.1956 |
| 5 | 5.92 | 1.40 | 10.07.1976 | 363 | 86.1 | | 19.03.1942 |
| 6 | 6.60 | 1.57 | 22.09.1991 | 357 | 84.7 | | 13.03.1981 |
| 7 | 6.60 | 1.57 | 07.10.1973 | 355 | 84.2 | | 11.08.1981 |
| 8 | 7.02 | 1.66 | 28.08.1952 + | 353 | 83.8 | | 03.12.1939 |
| 9 | 7.38 | 1.75 | 22.09.1944 | 348 | 82.6 | | 03.01.1987 + |
| 10 | 7.46 | 1.77 | 23.02.1954 | 330 | 78.3 | | 09.01.1982 |

## Dauertabelle

| Unterschreitungsdauer in Tagen | Unterschrittene Abflüsse m³/s: Abflußjahr (*) 2000 | Kalenderjahr 2000 | 1936/2000 63 Kalenderjahre: Obere Hüllwerte | Mittlere Werte | Untere Hüllwerte |
|---|---|---|---|---|---|
| (365) | | | | | |
| 364 | 164 | 164 | 443 | 234 | 64.1 |
| 363 | 156 | 156 | 398 | 208 | 60.6 |
| 362 | 151 | 151 | 366 | 195 | 53.1 |
| 361 | 149 | 149 | 310 | 182 | 50.6 |
| 360 | 147 | 147 | 268 | 175 | 50.6 |
| 359 | 145 | 145 | 260 | 166 | 49.8 |
| 358 | 145 | 145 | 260 | 159 | 48.0 |
| 357 | 145 | 145 | 258 | 152 | 47.1 |
| 356 | 140 | 140 | 250 | 146 | 46.2 |
| 350 | 121 | 121 | 197 | 123 | 39.0 |
| 340 | 111 | 111 | 176 | 99.7 | 37.4 |
| 330 | 98.8 | 98.8 | 147 | 85.8 | 35.8 |
| 320 | 88.9 | 84.4 | 134 | 74.6 | 32.5 |
| 300 | 70.9 | 67.3 | 116 | 59.9 | 24.6 |
| 270 | 49.9 | 42.4 | 94.2 | 47.3 | 21.9 |
| 240 | 39.2 | 33.6 | 82.0 | 39.2 | 19.8 |
| 210 | 31.2 | 27.3 | 71.3 | 33.3 | 17.6 |
| 183 | 27.3 | 25.9 | 60.1 | 29.2 | 15.2 |
| 150 | 23.1 | 23.1 | 52.4 | 24.6 | 10.8 |
| 130 | 21.8 | 21.8 | 47.9 | 22.4 | 9.67 |
| 120 | 21.2 | 21.8 | 45.7 | 21.3 | 9.30 |
| 110 | 20.6 | 21.2 | 45.4 | 20.1 | 8.94 |
| 100 | 20.0 | 20.6 | 43.8 | 19.1 | 8.94 |
| 90 | 19.4 | 20.0 | 42.2 | 18.3 | 8.60 |
| 80 | 19.4 | 19.4 | 39.3 | 17.4 | 8.28 |
| 70 | 18.8 | 18.8 | 38.2 | 16.5 | 7.98 |
| 60 | 18.8 | 18.8 | 37.4 | 15.7 | 7.61 |
| 50 | 18.2 | 18.2 | 35.0 | 14.8 | 7.38 |
| 40 | 17.6 | 17.6 | 32.1 | 13.8 | 6.92 |
| 30 | 16.4 | 17.0 | 29.8 | 12.6 | 6.69 |
| 25 | 16.4 | 16.4 | 29.8 | 11.9 | 6.69 |
| 20 | 15.8 | 15.8 | 28.5 | 11.1 | 6.46 |
| 15 | 15.8 | 15.8 | 27.9 | 10.2 | 6.20 |
| 10 | 15.8 | 15.8 | 26.7 | 9.00 | 6.00 |
| 9 | 15.2 | 15.2 | 26.1 | 8.75 | 6.00 |
| 8 | 15.2 | 15.2 | 26.1 | 8.50 | 6.00 |
| 7 | 15.2 | 15.2 | 25.4 | 8.19 | 6.00 |
| 6 | 15.2 | 15.2 | 24.8 | 7.94 | 6.00 |
| 5 | 15.2 | 15.2 | 24.8 | 7.68 | 6.00 |
| 4 | 14.7 | 14.7 | 24.8 | 7.43 | 5.80 |
| 3 | 14.2 | 14.2 | 24.8 | 7.16 | 5.40 |
| 2 | 14.2 | 14.2 | 24.2 | 6.89 | 5.40 |
| 1 | 13.8 | 13.8 | 24.2 | 6.42 | 5.00 |
| 0 | 13.0 | 13.0 | 23.0 | 4.61 | 4.61 |

(*) Abflußjahr: 1.11. des Vorjahres bis 31.10. Ausfalljahre: KJ 1944-1945; AJ 1945;

Durchflußkorrektur der Hochwässer von 1981 auf Basis von Gewässerlängsschnittanalysen

51 Tage Verkrautung

$A_{Eo}$ : 4302 km²
PNP :NN + 168.02 m
Lage: 77.3 km oberhalb der Mündung rechts

# Q
m³/s

Pegel : Heldra Nr. 41700105
Gewässer : Werra
Gebiet : Werra

## Tageswerte

| Tag | 1999 Nov | 1999 Dez | 2000 Jan | Feb | Mrz | Apr | Mai | Jun | Jul | Aug | Sep | Okt | Nov | Dez |
|---|---|---|---|---|---|---|---|---|---|---|---|---|---|---|
| 1. | K 15.5 | 24.8 | 55.6 | 109 | 106 | 74.0 | 43.8 | 24.8 | K 15.6 | 18.2 | 14.8 | 17.6 | 26.2 | 24.7 |
| 2. | 15.0 | 25.2 | 53.4 | 106 | 114 | 69.5 | 38.7 | 24.2 | K 16.6 | 16.9 | 17.2 | 17.5 | 25.6 | 23.7 |
| 3. | 18.3 | 25.9 | 51.6 | 105 | 110 | 66.0 | 34.9 | 23.4 | K 19.8 | 18.7 | 21.6 | 17.8 | 26.8 | 23.0 |
| 4. | 21.5 | 27.0 | 50.0 | 106 | 125 | 64.5 | 33.3 | 25.6 | K 22.8 | 20.7 | 24.8 | 17.2 | 28.8 | 22.9 |
| 5. | 17.9 | 27.2 | 57.7 | 103 | 118 | 65.0 | 30.7 | 27.0 | K 18.8 | 18.6 | 19.4 | 17.0 | 28.1 | 22.4 |
| 6. | 15.9 | 27.6 | 71.9 | 95.8 | 111 | 60.1 | 29.6 | 25.2 | K 18.7 | 16.8 | 17.5 | 17.6 | 24.8 | 21.9 |
| 7. | 15.4 | 27.1 | 67.2 | 87.5 | 104 | 55.4 | 29.7 | K 24.5 | K 17.5 | 16.4 | 17.7 | 18.3 | 25.2 | 21.9 |
| 8. | 15.8 | 34.4 | 64.5 | 81.2 | 98.7 | 52.8 | 28.7 | K 23.7 | K 18.4 | 17.3 | 23.3 | 18.2 | 24.4 | 21.1 |
| 9. | 17.1 | 43.5 | 63.2 | 81.0 | 114 | 50.6 | 32.0 | K 22.3 | K 21.9 | 18.2 | 24.0 | 18.8 | 23.6 | 20.1 |
| 10. | 18.7 | 43.0 | 64.2 | 81.3 | 137 | 48.6 | 30.4 | K 22.3 | K 20.0 | 17.4 | 18.9 | 21.0 | 23.1 | 20.5 |
| 11. | 37.6 | 48.3 | 64.0 | 81.0 | 136 | 47.1 | 30.0 | K 25.5 | 21.1 | 16.9 | K 18.7 | 21.4 | 22.7 | 21.6 |
| 12. | 46.9 | 57.3 | 58.8 | 78.7 | 158 | 45.6 | 27.9 | K 23.0 | 20.1 | 17.8 | 17.5 | 22.5 | 22.1 | 24.3 |
| 13. | 36.7 | 80.5 | 55.0 | 73.4 | 155 | 47.2 | 27.0 | K 21.0 | 18.4 | 15.7 | 18.5 | 21.1 | 22.4 | 26.4 |
| 14. | 31.9 | 80.4 | 51.7 | 72.2 | 134 | 47.2 | 26.3 | K 20.2 | 16.7 | 15.1 | 23.4 | 20.0 | 25.6 | 27.5 |
| 15. | 28.3 | 75.6 | 48.6 | 70.1 | 145 | 44.9 | 25.7 | K 19.8 | 20.0 | 14.8 | 20.9 | 19.1 | 29.5 | 36.1 |
| 16. | 26.6 | 71.1 | 44.6 | 85.8 | 139 | 43.3 | 25.5 | K 20.4 | 25.3 | 14.8 | 19.4 | 18.5 | 33.8 | 51.1 |
| 17. | 24.6 | 62.6 | 42.5 | 95.7 | 139 | 41.0 | 25.5 | K 18.9 | 20.9 | 14.8 | 21.9 | 18.1 | 29.2 | 46.0 |
| 18. | 23.8 | 53.6 | 42.6 | 86.8 | 147 | 39.5 | 25.4 | K 19.5 | 18.1 | 14.6 | 25.8 | 17.6 | 27.3 | 40.9 |
| 19. | 23.6 | 49.9 | 50.0 | 84.6 | 170 | 38.3 | 25.6 | K 18.3 | 17.1 | 14.0 | 22.3 | 17.7 | 26.2 | 34.3 |
| 20. | 23.0 | 45.3 | 49.5 | 98.7 | 158 | 41.1 | 27.2 | K 17.8 | 16.3 | 17.5 | 20.3 | 17.5 | 24.9 | 33.3 |
| 21. | 21.2 | 40.7 | 45.5 | 92.7 | 146 | 40.0 | 28.9 | K 17.2 | 15.9 | 26.4 | 20.6 | 18.4 | 24.5 | 31.7 |
| 22. | 21.3 | 36.7 | 48.5 | 82.5 | 130 | 36.2 | 28.2 | K 16.5 | 15.4 | 27.1 | 27.5 | 17.3 | 24.1 | 28.9 |
| 23. | 21.3 | 34.1 | 49.2 | 75.9 | 118 | 36.2 | 28.4 | K 16.2 | 15.2 | 25.0 | 28.6 | 16.6 | 24.2 | 26.4 |
| 24. | 22.0 | 32.0 | 44.0 | 71.0 | 108 | 35.1 | 27.5 | K 16.6 | 15.1 | 20.8 | 23.4 | 16.7 | 23.4 | 26.2 |
| 25. | 23.8 | 34.0 | 39.1 | 89.4 | 99.2 | 35.0 | 26.4 | K 19.1 | 17.5 | 17.6 | 21.3 | 16.7 | 22.5 | 27.1 |
| 26. | 27.4 | 62.7 | 34.9 | 132 | 92.0 | 34.2 | 26.8 | K 18.1 | 20.2 | 16.1 | 20.8 | 16.6 | 22.4 | 26.4 |
| 27. | 29.0 | 90.0 | 34.9 | 108 | 84.8 | 33.6 | 26.4 | K 17.0 | 17.7 | 15.4 | 19.9 | 17.0 | 22.2 | 26.5 |
| 28. | 28.4 | 94.3 | 35.4 | 104 | 79.0 | 32.7 | 25.2 | K 17.5 | 19.6 | 15.5 | 19.3 | 18.1 | 22.7 | 29.9 |
| 29. | 26.3 | 78.9 | 34.5 | 102 | 73.8 | 32.8 | 24.4 | K 16.2 | 21.9 | 14.9 | 18.6 | 20.5 | 25.4 | 28.7 |
| 30. | 25.8 | 69.1 | 79.6 | | 73.2 | 43.4 | 24.9 | K 16.5 | 20.6 | 14.7 | 18.1 | 20.2 | 27.1 | 26.1 |
| 31. | | 61.5 | 116 | | 77.3 | | 25.0 | | 19.4 | 14.3 | | 21.4 | | 24.7 |

## Hauptwerte

| | | | | | | | | | | | | | | |
|---|---|---|---|---|---|---|---|---|---|---|---|---|---|---|
| Tag | 2. | 1. | 29. | 15. | 30. | 28. | 29. | 23.+ | 24. | 19. | 1. | 23.+ | 12. | 9. |
| NQ | 15.0 | 24.8 | 34.5 | 70.1 | 73.2 | 32.7 | 24.4 | 16.2 | 15.1 | 14.0 | 14.8 | 16.6 | 22.1 | 20.1 |
| MQ | 24.0 | 50.5 | 53.8 | 91.0 | 119 | 46.7 | 28.7 | 20.6 | 18.8 | 17.5 | 20.9 | 18.5 | 25.3 | 27.9 |
| HQ | 50.9 | 103 | 140 | 154 | 174 | 77.1 | 47.4 | 30.9 | 26.3 | 32.4 | 34.0 | 26.7 | 36.3 | 53.0 |
| Tag | 12. | 28. | 30. | 26. | 19. | 1. | 1. | 15. | 16. | 21. | 22. | 31. | 16. | 16. |
| $h_N$ mm | 78 | 107 | 60 | 94 | 110 | 42 | 40 | 63 | 106 | 59 | 81 | 51 | 53 | 43 |
| $h_A$ mm | 14 | 31 | 33 | 53 | 74 | 28 | 18 | 12 | 12 | 11 | 13 | 12 | 15 | 17 |
| | 1950/1999 | | 1951/2000 50 Jahre | | | | | | | | | | | |
| Jahr | 1953 | 1953 | 1954 | 1972 | 1972 | 1960 | 1954 | 1954 | 1960 | 1953 | 1953 | 1959 | 1953 | 1953 |
| NQ | 4.90 | 4.50 | 5.60 | 7.52 | 9.34 | 13.3 | 7.70 | 6.70 | 5.26 | 2.50 | 3.00 | 2.70 | 4.90 | 4.50 |
| MNQ | 18.8 | 23.6 | 28.4 | 33.1 | 35.3 | 38.6 | 25.7 | 20.7 | 17.3 | 14.3 | 13.6 | 14.4 | 19.0 | 23.6 |
| MQ | 32.1 | 50.2 | 55.8 | 56.0 | 63.6 | 61.8 | 38.3 | 32.4 | 27.3 | 21.6 | 19.5 | 23.6 | 31.2 | 49.6 |
| MHQ | 66.6 | 111 | 125 | 112 | 126 | 113 | 70.6 | 66.1 | 55.6 | 47.0 | 37.5 | 49.6 | 61.0 | 105 |
| HQ | 241 | 309 | 325 | 295 | 364 | 368 | 243 | 261 | 344 | 358 | 136 | 154 | 241 | 309 |
| Jahr | 1998 | 1967 | 1982 | 1995 | 1981 | 1994 | 1961 | 1961 | 1956 | 1981 | 1998 | 1998 + | 1998 | 1967 |
| | 1960/1999 | | 1961/2000 40 Jahre | | | | | | | | | | | |
| $Mh_N$ mm | 65 | 69 | 59 | 51 | 59 | 59 | 66 | 79 | 69 | 66 | 56 | 55 | 64 | 68 |
| $Mh_A$ mm | 19 | 31 | 35 | 33 | 40 | 37 | 24 | 20 | 17 | 13 | 12 | 15 | 19 | 31 |

| | Abflußjahr (*) 2000 Jahr | Datum | Winter | Sommer | Kalenderjahr 2000 Jahr | Datum |
|---|---|---|---|---|---|---|
| NQ m³/s | 14.0 | am 19.08.2000 | 15.0 | 14.0 | 14.0 | am 19.08.2000 |
| MQ m³/s | 42.4 | | 64.3 | 20.8 | 40.6 | |
| HQ m³/s | 174 | am 19.03.2000 bei W= 357 cm | 174 | 47.4 | 174 | am 19.03.2000 bei W= 357 cm |
| Nq l/(s km²) | 3.25 | | 3.49 | 3.25 | 3.25 | |
| Mq l/(s km²) | 9.86 | | 14.9 | 4.84 | 9.44 | |
| Hq l/(s km²) | 40.5 | | 40.5 | 11.0 | 40.5 | |
| $h_N$ mm | 891 | | 491 | 400 | 802 | |
| $h_A$ mm | 311 | | 235 | 77 | 299 | |
| | 1951/2000 (*) 50 Jahre | | | | 1951/2000 | |
| NQ m³/s | 2.50 | am 18.08.1953 | 4.50 | 2.50 | 2.50 | am 18.08.1953 |
| MNQ m³/s | 9.88 | | 16.1 | 11.0 | 10.5 | |
| MQ m³/s | 40.1 | | 53.3 | 27.1 | 40.0 | |
| MHQ m³/s | 202 | | 193 | 109 | 207 | |
| HQ m³/s | 368 | am 16.04.1994 bei W= 461 cm | 368 | 358 | 368 | am 16.04.1994 bei W= 461 cm |
| $HQ_1$ m³/s | 168 | | 157 | 63.4 | 168 | |
| $HQ_5$ m³/s | 274 | | 261 | 162 | 274 | |
| MNq l/(s km²) | 2.30 | | 3.74 | 2.56 | 2.44 | |
| Mq l/(s km²) | 9.32 | | 12.4 | 6.30 | 9.30 | |
| MHq l/(s km²) | 46.9 | | 44.8 | 25.3 | 48.1 | |
| | 1961/2000 (*) 40 Jahre | | | | 1961/2000 | |
| $Mh_N$ mm | 753 | | 360 | 392 | 751 | |
| $Mh_A$ mm | 294 | | 195 | 100 | 294 | |

## Extremwerte

| | Niedrigwasser m³/s | l/(s km²) | Datum | Hochwasser m³/s | l/(s km²) | cm | Datum |
|---|---|---|---|---|---|---|---|
| 1 | 2.50 | 0.581 | 18.08.1953 | 368 | 85.5 | 461 | 16.04.1994 |
| 2 | 2.70 | 0.628 | 11.10.1959 | 364 | 84.6 | 459 | 14.03.1981 |
| 3 | 4.86 | 1.13 | 07.10.1973 | 358 | 83.2 | 457 | 12.08.1981 |
| 4 | 5.26 | 1.22 | 02.07.1960 | 344 | 80.0 | 452 | 16.07.1956 |
| 5 | 5.70 | 1.32 | 31.07.1976 | 325 | 75.5 | 445 | 09.01.1982 |
| 6 | 6.22 | 1.45 | 18.07.1964 | 313 | 72.8 | 440 | 04.01.1987 |
| 7 | 6.50 | 1.51 | 29.08.1952 | 309 | 71.8 | 439 | 27.12.1967 |
| 8 | 6.70 | 1.56 | 03.09.1991 | 301 | 70.0 | 431 | 31.01.1995 |
| 9 | 6.70 | 1.56 | 20.06.1954 | 294 | 68.3 | 433 | 28.03.1988 |
| 10 | 6.80 | 1.58 | 02.11.1951 | 289 | 67.2 | 431 | 26.03.1987 |

## Dauertabelle

| Unterschreitungsdauer in Tagen | Unterschrittene Abflüsse m³/s: Abflußjahr (*) 2000 | Kalenderjahr 2000 | 1951/2000 50 Kalenderjahre: Obere Hüllwerte | Mittlere Werte | Untere Hüllwerte |
|---|---|---|---|---|---|
| (365) | | | | | |
| 364 | 158 | 158 | 359 | 234 | 63.4 |
| 363 | 158 | 158 | 338 | 205 | 61.1 |
| 362 | 155 | 155 | 332 | 189 | 54.5 |
| 361 | 147 | 147 | 314 | 176 | 50.3 |
| 360 | 146 | 146 | 270 | 167 | 49.6 |
| 359 | 145 | 145 | 266 | 158 | 48.3 |
| 358 | 139 | 139 | 258 | 151 | 47.6 |
| 357 | 139 | 139 | 257 | 144 | 46.9 |
| 356 | 137 | 137 | 248 | 139 | 43.9 |
| 350 | 118 | 118 | 200 | 117 | 35.4 |
| 340 | 106 | 106 | 158 | 95.8 | 34.6 |
| 330 | 98.7 | 98.7 | 138 | 82.8 | 33.0 |
| 320 | 85.8 | 84.6 | 124 | 73.1 | 31.9 |
| 300 | 73.2 | 67.2 | 109 | 60.6 | 29.2 |
| 270 | 51.6 | 46.0 | 85.6 | 48.2 | 24.4 |
| 240 | 40.7 | 34.2 | 69.6 | 39.5 | 21.3 |
| 210 | 30.4 | 27.3 | 61.9 | 33.4 | 16.0 |
| 183 | 26.6 | 25.6 | 55.0 | 28.8 | 14.2 |
| 150 | 23.6 | 23.4 | 49.3 | 23.9 | 9.98 |
| 130 | 21.4 | 22.1 | 45.9 | 21.4 | 9.10 |
| 120 | 20.8 | 21.3 | 44.2 | 20.4 | 8.97 |
| 110 | 20.1 | 20.6 | 42.9 | 19.3 | 8.51 |
| 100 | 19.5 | 20.1 | 40.3 | 18.3 | 8.50 |
| 90 | 18.8 | 19.4 | 38.2 | 17.3 | 8.20 |
| 80 | 18.4 | 18.7 | 35.8 | 16.4 | 7.90 |
| 70 | 18.1 | 18.3 | 34.6 | 15.5 | 7.70 |
| 60 | 17.7 | 17.8 | 31.3 | 14.6 | 7.40 |
| 50 | 17.4 | 17.6 | 29.8 | 13.7 | 7.10 |
| 40 | 17.0 | 17.3 | 28.3 | 12.7 | 6.80 |
| 30 | 16.6 | 16.8 | 25.8 | 11.6 | 6.20 |
| 25 | 16.3 | 16.6 | 25.2 | 11.1 | 5.90 |
| 20 | 15.8 | 16.3 | 24.9 | 10.4 | 5.40 |
| 15 | 15.5 | 15.6 | 24.5 | 9.68 | 5.00 |
| 10 | 15.1 | 15.2 | 23.9 | 8.74 | 5.00 |
| 9 | 15.0 | 15.1 | 23.8 | 8.51 | 4.90 |
| 8 | 14.9 | 14.9 | 23.7 | 8.32 | 4.90 |
| 7 | 14.9 | 14.9 | 23.7 | 8.09 | 4.50 |
| 6 | 14.9 | 14.9 | 23.6 | 7.92 | 4.20 |
| 5 | 14.9 | 14.9 | 23.4 | 7.71 | 3.60 |
| 4 | 14.8 | 14.8 | 22.1 | 7.52 | 3.50 |
| 3 | 14.7 | 14.7 | 21.7 | 7.20 | 3.50 |
| 2 | 14.6 | 14.6 | 21.4 | 6.71 | 3.50 |
| 1 | 14.3 | 14.3 | 20.9 | 6.02 | 3.00 |
| 0 | 14.0 | 14.0 | 20.8 | 2.50 | 2.50 |

(*) Abflußjahr: 1.11. des Vorjahres bis 31.10.

HQ1, HQ5 : Jahresreihe 1951/2000

Extremwerte ab 1951

Verkrautung vom 07.06. bis 10.07. und 11.09.

eisfrei

BfG Koblenz

$A_{Eo}$ : 5166 km²
PNP :NN + 143.51 m
Lage: 40.7 km oberhalb der Mündung rechts

# Q
m³/s

Pegel : Allendorf Nr. 41900104
Gewässer : Werra
Gebiet : Werra

## Tageswerte

| Tag | 1999 Nov | 1999 Dez | 2000 Jan | Feb | Mrz | Apr | Mai | Jun | Jul | Aug | Sep | Okt | Nov | Dez |
|---|---|---|---|---|---|---|---|---|---|---|---|---|---|---|
| 1. | 15.9 | 27.2 | 65.6 | 124 | 119 | 83.9 | 52.3 | 25.7 | K 15.0 | 19.2 | K 14.3 | 18.4 | 27.8 | 27.5 |
| 2. | 16.0 | 28.7 | 63.3 | 119 | 129 | 79.1 | 47.2 | 25.3 | K 16.0 | 17.4 | K 15.9 | 18.1 | 28.4 | 26.3 |
| 3. | 17.4 | 30.1 | 61.6 | 115 | 124 | 75.3 | 43.6 | 24.8 | K 19.4 | 18.1 | K 19.8 | 18.2 | 29.9 | 25.0 |
| 4. | 22.1 | 31.9 | 60.8 | 115 | 136 | 73.3 | 41.7 | 26.7 | K 22.6 | 20.4 | K 24.1 | 18.1 | 32.2 | 25.0 |
| 5. | 19.3 | 32.7 | 66.4 | 113 | 133 | 72.9 | 38.3 | 31.2 | K 20.4 | 19.3 | K 21.6 | 17.7 | 32.3 | 24.2 |
| 6. | 17.3 | 32.8 | 81.1 | 106 | 126 | 68.9 | 36.9 | 29.3 | K 18.8 | 17.5 | K 17.5 | 18.1 | 28.9 | 23.7 |
| 7. | 16.0 | 32.4 | 78.6 | 98.5 | 116 | 63.5 | 36.1 | 26.2 | K 18.2 | 16.8 | K 18.2 | 18.5 | 27.8 | 23.7 |
| 8. | 16.9 | 37.4 | 74.1 | 91.6 | 110 | 60.6 | 35.3 | 25.5 | K 17.7 | 16.8 | K 20.6 | 18.9 | 27.0 | 23.0 |
| 9. | 17.5 | 49.1 | 72.9 | 90.5 | 131 | 58.2 | 38.8 | 24.2 | K 21.9 | 18.0 | K 25.4 | 19.6 | 26.6 | 21.9 |
| 10. | 19.3 | 49.5 | 72.3 | 90.9 | 155 | 56.1 | 36.3 | 23.3 | K 21.6 | 17.7 | K 19.7 | 20.7 | 25.0 | 22.0 |
| 11. | 34.2 | 49.5 | 72.6 | 90.3 | 154 | 54.8 | 35.7 | 27.3 | 20.8 | 16.6 | K 18.9 | 22.9 | 24.6 | 22.7 |
| 12. | 50.1 | 54.9 | 68.1 | 88.8 | 171 | 52.5 | 33.2 | 25.5 | 21.3 | 17.6 | K 17.4 | 23.5 | 24.1 | 25.8 |
| 13. | 41.6 | 85.7 | 63.8 | 85.2 | 171 | 53.5 | 31.9 | 21.8 | 19.0 | 16.0 | K 17.6 | 23.4 | 24.3 | 27.7 |
| 14. | 36.5 | 89.1 | 60.5 | 83.3 | 152 | 54.3 | 30.8 | 19.7 | 17.8 | 14.8 | K 21.5 | 21.1 | 26.9 | 30.4 |
| 15. | 31.6 | 88.2 | 57.2 | 81.2 | 156 | 52.0 | 29.7 | 20.2 | 19.3 | 14.6 | K 21.7 | 20.1 | 32.4 | 35.3 |
| 16. | 29.4 | 80.8 | 53.4 | 94.4 | 155 | 50.1 | 29.0 | 18.7 | 24.7 | 15.0 | K 19.2 | 19.7 | 37.3 | 52.8 |
| 17. | 27.1 | 72.2 | 50.8 | 110 | 152 | 47.4 | 28.7 | 18.8 | 22.9 | 14.6 | K 20.3 | 19.0 | 34.3 | 51.2 |
| 18. | 25.9 | 62.6 | 50.4 | 99.5 | 161 | 46.1 | 28.5 | 18.7 | 19.0 | 14.6 | K 26.3 | 18.5 | 30.9 | 45.0 |
| 19. | 25.5 | 58.0 | 54.3 | 95.6 | 187 | 45.9 | 28.8 | 18.4 | 18.1 | 15.5 | K 23.4 | 18.5 | 29.7 | 40.1 |
| 20. | 24.5 | 53.7 | 57.2 | 109 | 177 | 47.7 | 30.8 | 17.7 | 16.9 | 14.9 | K 20.7 | 18.4 | 27.9 | 38.5 |
| 21. | 23.3 | 48.8 | 53.2 | 105 | 163 | 48.6 | 32.0 | 17.0 | 16.1 | 26.3 | K 20.7 | 19.2 | 26.9 | 36.3 |
| 22. | 21.9 | 44.9 | 55.2 | 95.4 | 147 | 44.5 | 32.2 | K 16.4 | 15.8 | 29.2 | K 25.2 | 18.6 | 26.8 | 33.6 |
| 23. | 22.5 | 41.9 | 57.3 | 87.8 | 133 | 43.9 | 31.8 | K 16.2 | 15.4 | 25.0 | 31.5 | 17.6 | 26.2 | 29.8 |
| 24. | 23.4 | 39.4 | 52.5 | 82.4 | 122 | 42.7 | 31.1 | K 16.3 | 15.5 | 22.4 | 24.8 | 17.5 | 26.8 | 29.4 |
| 25. | 25.0 | 41.9 | 47.1 | 106 | 112 | 42.4 | 30.3 | K 17.8 | 19.2 | 17.9 | 22.0 | 17.5 | 24.7 | 29.7 |
| 26. | 30.8 | 65.4 | 43.3 | 151 | 103 | 41.6 | 29.8 | K 18.2 | 21.2 | 16.4 | 21.2 | 17.4 | 24.5 | 29.8 |
| 27. | 32.5 | 96.3 | 41.3 | 128 | 96.4 | 40.3 | 29.3 | K 16.8 | 18.7 | 15.8 | 20.7 | 17.7 | 24.2 | 29.2 |
| 28. | 32.5 | 106 | 42.9 | 120 | 90.1 | 38.8 | 27.9 | K 16.3 | 19.1 | 15.2 | 19.9 | 19.7 | 24.5 | 33.1 |
| 29. | 29.5 | 91.4 | 42.4 | 116 | 84.4 | 40.6 | 26.9 | K 15.9 | 22.3 | 14.9 | 19.1 | 20.9 | 26.5 | 33.2 |
| 30. | 28.8 | 80.7 | 80.4 | | 82.0 | 51.1 | 26.8 | K 15.4 | 21.6 | 14.7 | 19.0 | 22.1 | 30.7 | 29.6 |
| 31. | | 72.2 | 134 | | 86.3 | | 26.5 | | 20.4 | 14.3 | | 21.9 | | 27.3 |
| Tag | 1. | 1. | 27. | 15. | 30. | 28. | 31. | 30. | 1. | 31. | 1. | 26. | 12. | 9. |
| NQ | 15.9 | 27.2 | 41.3 | 81.2 | 82.0 | 38.8 | 26.5 | 15.4 | 15.0 | 14.3 | 14.3 | 17.4 | 24.1 | 21.9 |
| MQ | 25.8 | 57.3 | 62.4 | 103 | 133 | 54.4 | 33.5 | 21.2 | 19.2 | 17.7 | 20.9 | 19.4 | 28.0 | 30.7 |
| HQ | 52.5 | 112 | 148 | 166 | 192 | 86.2 | 56.0 | 36.8 | 26.9 | 33.0 | 35.2 | 26.0 | 40.8 | 57.2 |
| Tag | 12. | 28. | 31. | 26. | 19. | 1. | 1. | 6. | 16. | 22. | 23. | 12. | 16. | 16. |
| $h_N$ mm | 75 | 112 | 64 | 93 | 103 | 42 | 44 | 43 | 115 | 70 | 84 | 57 | 51 | 51 |
| $h_A$ mm | 13 | 30 | 32 | 50 | 69 | 27 | 17 | 11 | 10 | 9 | 10 | 10 | 14 | 16 |

## Hauptwerte

| | 1940/1999 | | 1941/2000 (60 Jahre) | | | | | | | | | | | |
|---|---|---|---|---|---|---|---|---|---|---|---|---|---|---|
| Jahr | 1949 | 1953 | 1954 | 1972 | 1972 | 1960 | 1954 | 1954 | 1952 | 1943 | 1953 | 1949 | 1949 | 1953 |
| NQ | 5.05 | 7.70 | 8.60 | 9.04 | 11.0 | 16.1 | 12.7 | 9.70 | 8.60 | 6.40 | 6.90 | 6.50 | 5.05 | 7.70 |
| MNQ | 23.2 | 28.9 | 34.4 | 40.6 | 43.4 | 45.8 | 30.4 | 25.2 | 20.6 | 17.8 | 16.6 | 17.7 | 23.2 | 28.8 |
| MQ | 38.8 | 57.3 | 64.0 | 70.9 | 76.5 | 70.7 | 43.9 | 38.3 | 31.5 | 25.9 | 22.9 | 27.6 | 37.4 | 57.1 |
| MHQ | 78.7 | 120 | 131 | 135 | 148 | 119 | 77.1 | 74.7 | 57.8 | 49.4 | 39.2 | 52.5 | 72.3 | 117 |
| HQ | 389 | 431 | 425 | 585 | 553 | 347 | 233 | 357 | 342 | 290 | 152 | 190 | 375 | 431 |
| Jahr | 1940 | 1947 | 1948 | 1946 | 1947 | 1994 | 1961 | 1981 | 1956 | 1981 | 1998 | 1941 | 1941 | 1947 |
| | 1955/1999 | | 1956/2000 (45 Jahre) | | | | | | | | | | | |
| $Mh_N$ mm | 62 | 74 | 60 | 50 | 57 | 58 | 66 | 79 | 75 | 71 | 58 | 58 | 62 | 73 |
| $Mh_A$ mm | 19 | 30 | 33 | 34 | 40 | 35 | 23 | 19 | 16 | 13 | 11 | 14 | 19 | 30 |

| | Abflußjahr (*) 2000 Jahr | Datum | Winter | Sommer | Kalenderjahr 2000 Jahr | Datum |
|---|---|---|---|---|---|---|
| NQ m³/s | 14.3 | am 31.08.2000 | 15.9 | 14.3 | 14.3 | am 31.08.2000 |
| MQ m³/s | 47.2 | | 72.8 | 22.0 | 45.2 | |
| HQ m³/s | 192 | am 19.03.2000 bei W= 339 cm | 192 | 56.0 | 192 | am 19.03.2000 bei W= 339 cm |
| Nq l/(s km²) | 2.77 | | 3.08 | 2.77 | 2.77 | |
| Mq l/(s km²) | 9.15 | | 14.1 | 4.26 | 8.74 | |
| Hq l/(s km²) | 37.2 | | 37.2 | 10.8 | 37.2 | |
| $h_N$ mm | 902 | | 489 | 413 | 817 | |
| $h_A$ mm | 288 | | 221 | 68 | 277 | |
| | 1941/2000 (*) 60 Jahre | | | | 1941/2000 | |
| NQ m³/s | 5.05 | am 01.11.1949 | 5.05 | 6.40 | 5.05 | am 01.11.1949 |
| MNQ m³/s | 12.6 | | 19.4 | 14.2 | 13.6 | |
| MQ m³/s | 47.2 | | 63.0 | 31.7 | 47.1 | |
| MHQ m³/s | 231 | | 225 | 109 | 233 | |
| HQ m³/s | 585 | am 11.02.1946 | 585 | 357 | 585 | am 11.02.1946 |
| $HQ_1$ m³/s | 190 | | 162 | 65.7 | 190 | |
| $HQ_5$ m³/s | 312 | | 303 | 171 | 312 | |
| MNq l/(s km²) | 2.44 | | 3.76 | 2.75 | 2.63 | |
| Mq l/(s km²) | 9.14 | | 12.2 | 6.14 | 9.12 | |
| MHq l/(s km²) | 44.8 | | 43.5 | 21.1 | 45.1 | |
| | 1956/2000 (*) 45 Jahre | | | | 1956/2000 | |
| $Mh_N$ mm | 766 | | 360 | 406 | 765 | |
| $Mh_A$ mm | 288 | | 192 | 98 | 288 | |

## Extremwerte

| | Niedrigwasser m³/s | l/(s km²) | Datum | Hochwasser m³/s | l/(s km²) | cm | Datum |
|---|---|---|---|---|---|---|---|
| 1 | 5.05 | 0.978 | 01.11.1949 | 585 | 113 | | 11.02.1946 |
| 2 | 6.40 | 1.24 | 10.08.1943 | 553 | 107 | | 16.03.1947 |
| 3 | 6.90 | 1.34 | 06.09.1953 | 521 | 101 | | 20.03.1942 |
| 4 | 7.40 | 1.43 | 01.10.1959 | 431 | 83.4 | | 31.12.1947 |
| 5 | 7.40 | 1.43 | 29.08.1952 | 389 | 75.3 | | 06.11.1940 |
| 6 | 7.40 | 1.43 | 05.11.1947 | 358 | 69.3 | 434 | 26.03.1987 |
| 7 | 8.88 | 1.72 | 28.10.1971 | 357 | 69.1 | 434 | 04.06.1981 |
| 8 | 9.04 | 1.75 | 01.02.1972 | 347 | 67.2 | 431 | 16.04.1994 |
| 9 | 9.30 | 1.80 | 08.07.1954 | 342 | 66.2 | | 17.07.1956 |
| 10 | 9.34 | 1.81 | 29.08.1976 | 341 | 66.0 | 428 | 15.03.1981 |

## Dauertabelle

| Unterschreitungsdauer in Tagen | Unterschrittene Abflüsse m³/s: Abflußjahr (*) 2000 | Kalenderjahr 2000 | 1941/2000 60 Kalenderjahre: Obere Hüllwerte | Mittlere Werte | Untere Hüllwerte |
|---|---|---|---|---|---|
| (365) | | | | | |
| 364 | 177 | 177 | 548 | 266 | 65.0 |
| 363 | 171 | 171 | 537 | 234 | 62.0 |
| 362 | 171 | 171 | 481 | 220 | 59.8 |
| 361 | 163 | 163 | 399 | 208 | 57.5 |
| 360 | 161 | 161 | 384 | 196 | 55.8 |
| 359 | 156 | 156 | 318 | 184 | 55.3 |
| 358 | 155 | 155 | 291 | 175 | 55.2 |
| 357 | 155 | 155 | 291 | 169 | 54.0 |
| 356 | 154 | 154 | 291 | 162 | 52.0 |
| 350 | 134 | 134 | 231 | 136 | 44.0 |
| 340 | 120 | 120 | 181 | 113 | 40.9 |
| 330 | 110 | 110 | 167 | 96.9 | 40.1 |
| 320 | 96.3 | 95.4 | 147 | 86.0 | 38.5 |
| 300 | 82.4 | 78.6 | 128 | 71.3 | 35.6 |
| 270 | 60.5 | 53.2 | 111 | 57.0 | 28.9 |
| 240 | 47.7 | 40.6 | 100 | 46.8 | 24.5 |
| 210 | 36.3 | 30.9 | 83.3 | 39.5 | 19.2 |
| 183 | 29.5 | 27.9 | 72.1 | 34.1 | 16.7 |
| 150 | 24.8 | 25.0 | 62.6 | 28.6 | 12.9 |
| 130 | 22.0 | 23.0 | 58.7 | 25.6 | 11.7 |
| 120 | 21.3 | 22.0 | 56.9 | 24.2 | 11.7 |
| 110 | 20.6 | 21.2 | 55.1 | 22.9 | 11.4 |
| 100 | 19.8 | 20.6 | 51.4 | 21.7 | 11.4 |
| 90 | 19.3 | 19.7 | 48.1 | 20.5 | 11.2 |
| 80 | 18.9 | 19.1 | 45.1 | 19.5 | 10.4 |
| 70 | 18.5 | 18.8 | 42.7 | 18.2 | 9.90 |
| 60 | 18.1 | 18.4 | 40.7 | 17.2 | 9.30 |
| 50 | 17.7 | 17.9 | 38.0 | 16.1 | 9.06 |
| 40 | 17.5 | 17.6 | 36.3 | 15.1 | 8.10 |
| 30 | 16.6 | 16.9 | 33.2 | 14.0 | 7.70 |
| 25 | 16.1 | 16.4 | 32.8 | 13.3 | 7.70 |
| 20 | 16.0 | 16.0 | 32.2 | 12.5 | 7.30 |
| 15 | 15.8 | 15.8 | 31.6 | 12.0 | 7.10 |
| 10 | 15.2 | 15.2 | 30.9 | 11.3 | 6.90 |
| 9 | 15.0 | 15.0 | 30.9 | 11.1 | 6.90 |
| 8 | 15.0 | 15.0 | 30.8 | 10.9 | 6.90 |
| 7 | 14.9 | 14.9 | 30.8 | 10.7 | 6.70 |
| 6 | 14.8 | 14.8 | 30.8 | 10.5 | 6.70 |
| 5 | 14.7 | 14.7 | 30.3 | 10.3 | 6.50 |
| 4 | 14.7 | 14.7 | 29.8 | 9.93 | 6.50 |
| 3 | 14.7 | 14.7 | 29.1 | 9.60 | 6.30 |
| 2 | 14.6 | 14.6 | 28.6 | 9.04 | 5.50 |
| 1 | 14.6 | 14.6 | 27.6 | 8.10 | 5.35 |
| 0 | 14.3 | 14.3 | 26.4 | 5.05 | 5.05 |

(*) Abflußjahr: 1.11. des Vorjahres bis 31.10.

HQ1, HQ5 : Jahresreihe 1941/2000

Extremwerte ab 1941; Beobachtungen vor 1971 am Pegel Ludwigstein

Verkrautung vom 21.06. bis 10.07. und 01.09. bis 22.09.

eisfrei

BfG Koblenz

$A_{Eo}$ : 5487 km²
PNP :NN + 117.40 m
Lage: 2.3 km oberhalb der Mündung links

Q
m³/s

Pegel : Letzter Heller Nr. 41900206
Gewässer : Werra
Gebiet : Werra

## Tageswerte

| Tag | 1999 Nov | 1999 Dez | 2000 Jan | Feb | Mrz | Apr | Mai | Jun | Jul | Aug | Sep | Okt | Nov | Dez |
|---|---|---|---|---|---|---|---|---|---|---|---|---|---|---|
| 1. | 17.9 | 33.3 | 69.7 | 126 | 121 | 87.8 | 55.1 | 26.0 | 18.1 | 23.8 | 17.1 | 20.9 | 28.6 | 32.3 |
| 2. | 19.5 | 33.4 | 66.6 | 121 | 131 | 83.0 | 49.7 | 25.5 | 18.3 | 21.7 | 18.3 | 20.5 | 31.7 | 30.5 |
| 3. | 19.8 | 34.5 | 65.2 | 118 | 128 | 78.9 | 46.6 | 29.0 | 23.5 | 20.9 | 22.3 | 20.3 | 32.2 | 28.8 |
| 4. | 24.1 | 35.8 | 64.5 | 117 | 138 | 76.5 | 44.1 | 30.5 | 26.1 | 23.7 | 27.3 | 20.6 | 35.4 | 28.5 |
| 5. | 24.2 | 35.9 | 69.0 | 116 | 139 | 76.1 | 41.1 | 32.8 | 27.4 | 23.8 | 27.4 | 20.1 | 35.7 | 27.8 |
| 6. | 20.9 | 36.9 | 82.3 | 109 | 130 | 72.7 | 39.6 | 34.2 | 23.0 | 21.6 | 21.3 | 20.1 | 33.6 | 27.0 |
| 7. | 19.4 | 36.2 | 82.8 | 102 | 120 | 66.8 | 38.3 | 29.1 | 21.9 | 20.3 | 21.4 | 20.4 | 31.6 | 27.0 |
| 8. | 19.8 | 39.1 | 77.5 | 95.4 | 115 | 63.0 | 38.0 | 28.0 | 21.3 | 20.2 | 22.1 | 21.3 | 30.9 | 26.5 |
| 9. | 20.8 | 48.5 | 75.9 | 93.6 | 139 | 61.0 | 41.6 | 26.2 | 25.1 | 21.3 | 30.6 | 21.6 | 30.6 | 25.3 |
| 10. | 22.2 | 52.5 | 74.3 | 94.0 | 163 | 58.5 | 38.8 | 24.6 | 27.2 | 21.1 | 25.4 | 22.5 | 29.1 | 24.6 |
| 11. | 31.8 | 52.2 | 75.6 | 93.5 | 161 | 57.1 | 38.3 | 27.9 | 24.9 | 20.1 | 22.1 | 25.4 | 27.8 | 25.0 |
| 12. | 52.7 | 57.0 | 71.4 | 92.4 | 171 | 55.8 | 35.4 | 28.0 | 26.1 | 20.1 | 21.3 | 26.0 | 27.7 | 27.7 |
| 13. | 47.7 | 84.6 | 66.4 | 90.0 | 174 | 55.8 | 34.2 | 24.2 | 23.1 | 19.5 | 20.3 | 26.7 | 27.8 | 30.6 |
| 14. | 41.5 | 93.2 | 63.3 | 89.3 | 156 | 57.2 | 32.7 | 22.4 | 22.7 | 17.7 | 23.4 | 24.0 | 30.2 | 34.0 |
| 15. | 37.4 | 90.5 | 59.6 | 87.7 | 155 | 54.6 | 31.4 | 21.9 | 22.7 | 17.0 | 27.2 | 22.9 | 36.0 | 36.9 |
| 16. | 34.6 | 85.3 | 56.4 | 95.1 | 160 | 52.9 | 30.0 | 22.2 | 27.4 | 17.9 | 23.6 | 21.9 | 39.3 | 52.6 |
| 17. | 32.2 | 76.4 | 54.0 | 113 | 154 | 50.6 | 30.0 | 21.9 | 29.7 | 17.6 | 23.7 | 21.3 | 39.3 | 55.3 |
| 18. | 30.7 | 66.8 | 53.7 | 104 | 160 | 49.0 | 29.7 | 20.7 | 24.5 | 16.6 | 28.8 | 20.7 | 36.0 | 48.6 |
| 19. | 30.0 | 60.9 | 56.1 | 99.1 | 187 | 48.9 | 30.1 | 20.7 | 22.1 | 20.0 | 28.8 | 20.9 | 34.7 | 44.7 |
| 20. | 29.5 | 56.7 | 61.1 | 111 | 182 | 49.7 | 32.4 | 20.1 | 20.9 | 16.5 | 24.9 | 20.2 | 33.3 | 42.0 |
| 21. | 28.0 | 52.3 | 58.0 | 110 | 166 | 51.4 | 33.1 | 19.5 | 20.0 | 28.1 | 23.5 | 20.7 | 32.6 | 40.0 |
| 22. | 26.3 | 48.4 | 58.8 | 100 | 151 | 47.6 | 33.7 | 18.6 | 19.3 | 33.7 | 26.9 | 21.2 | 31.2 | 37.8 |
| 23. | 26.5 | 44.7 | 61.5 | 92.9 | 136 | 46.2 | 33.5 | 18.8 | 18.9 | 29.7 | 35.9 | 19.7 | 29.5 | 34.6 |
| 24. | 27.4 | 42.7 | 57.4 | 87.8 | 125 | 45.5 | 32.9 | 19.2 | 19.1 | 27.6 | 30.5 | 19.7 | 29.8 | 33.5 |
| 25. | 29.3 | 45.3 | 51.7 | 113 | 116 | 44.8 | 32.2 | 20.0 | 22.5 | 22.4 | 26.6 | 19.5 | 28.9 | 33.7 |
| 26. | 35.0 | 64.4 | 48.5 | 158 | 107 | 44.1 | 31.5 | 21.9 | 25.1 | 19.9 | 24.9 | 19.8 | 27.7 | 34.3 |
| 27. | 37.0 | 96.4 | 45.6 | 135 | 100 | 42.8 | 30.6 | 20.1 | 23.6 | 18.9 | 24.1 | 19.3 | 27.2 | 33.5 |
| 28. | 37.7 | 110 | 47.0 | 124 | 93.4 | 42.0 | 29.3 | 19.0 | 22.7 | 18.0 | 23.2 | 22.1 | 27.3 | 36.0 |
| 29. | 35.3 | 96.5 | 47.3 | 119 | 88.6 | 42.1 | 27.8 | 20.0 | 25.3 | 17.6 | 22.0 | 22.5 | 29.3 | 37.6 |
| 30. | 33.8 | 85.9 | 77.6 | | 85.2 | 50.8 | 27.6 | 18.0 | 26.6 | 17.6 | 21.8 | 25.4 | 34.3 | 34.7 |
| 31. | | 76.8 | 136 | | 88.9 | | 26.9 | | 25.6 | 17.2 | | 23.9 | | 31.8 |
| Tag | 1. | 1. | 27. | 15. | 30. | 28. | 31. | 30. | 1. | 20. | 1. | 27. | 27. | 10. |
| NQ | 17.9 | 33.3 | 45.6 | 87.7 | 85.2 | 42.0 | 26.9 | 18.0 | 18.1 | 16.5 | 17.1 | 19.3 | 27.2 | 24.6 |
| MQ | 29.8 | 60.4 | 65.6 | 107 | 137 | 57.1 | 35.4 | 23.7 | 23.4 | 21.0 | 24.6 | 21.7 | 31.6 | 34.3 |
| HQ | 57.1 | 116 | 152 | 191 | 193 | 89.9 | 58.1 | 53.1 | 32.5 | 37.7 | 39.1 | 28.6 | 43.5 | 60.1 |
| Tag | 12. | 31. | 31. | 26. | 19. | 1. | 1. | 3. | 17. | 22. | 23. | 13. | 16. | 16. |
| $h_N$ mm | 74 | 112 | 64 | 93 | 103 | 41 | 45 | 46 | 114 | 69 | 82 | 56 | 51 | 51 |
| $h_A$ mm | 14 | 29 | 32 | 49 | 67 | 27 | 17 | 11 | 11 | 10 | 12 | 11 | 15 | 17 |

| | 1940/1999 | | 1941/2000 60 Jahre | | | | | | | | | | | |
|---|---|---|---|---|---|---|---|---|---|---|---|---|---|---|
| Jahr | 1949 | 1953 | 1954 | 1963 | 1963 | 1960 | 1954 | 1960 | 1952 | 1943 | 1959 | 1949 | 1949 | 1953 |
| NQ | 5.10 | 9.20 | 8.00 | 11.9 | 12.2 | 17.0 | 14.7 | 11.4 | 9.80 | 7.40 | 9.85 | 7.00 | 5.10 | 9.20 |
| MNQ | 25.5 | 30.6 | 37.4 | 43.4 | 46.5 | 48.7 | 32.6 | 27.4 | 22.6 | 19.6 | 18.4 | 19.4 | 25.5 | 30.5 |
| MQ | 42.1 | 61.0 | 68.8 | 75.2 | 81.4 | 75.1 | 46.8 | 41.3 | 34.3 | 27.9 | 24.9 | 29.8 | 40.6 | 60.8 |
| MHQ | 87.8 | 133 | 146 | 148 | 164 | 133 | 84.4 | 81.4 | 63.1 | 55.1 | 43.5 | 58.1 | 79.1 | 128 |
| HQ | 393 | 477 | 433 | 605 | 563 | 392 | 257 | 464 | 360 | 317 | 155 | 204 | 475 | 477 |
| Jahr | 1940 | 1947 | 1948 | 1946 | 1947 | 1994 | 1984 | 1981 | 1956 | 1981 | 1998 | 1998 | 1941 | 1947 |

| | 1960/1999 | | 1961/2000 40 Jahre | | | | | | | | | | | |
|---|---|---|---|---|---|---|---|---|---|---|---|---|---|---|
| $Mh_N$ mm | 65 | 76 | 60 | 50 | 60 | 59 | 66 | 80 | 73 | 67 | 57 | 56 | 65 | 75 |
| $Mh_A$ mm | 20 | 30 | 34 | 34 | 40 | 35 | 23 | 20 | 17 | 14 | 12 | 15 | 19 | 30 |

## Hauptwerte

| | Abflußjahr (*) 2000 Jahr | Datum | Winter | Sommer | Kalenderjahr 2000 Jahr | Datum |
|---|---|---|---|---|---|---|
| NQ m³/s | 16.5 | am 20.08.2000 | 17.9 | 16.5 | 16.5 | am 20.08.2000 |
| MQ m³/s | 50.4 | | 76.2 | 25.0 | 48.4 | |
| HQ m³/s | 193 | am 19.03.2000 bei W= 358 cm | 193 | 58.1 | 193 | am 19.03.2000 bei W= 358 cm |
| Nq l/(s km²) | 3.01 | | 3.26 | 3.01 | 3.01 | |
| Mq l/(s km²) | 9.19 | | 13.9 | 4.55 | 8.82 | |
| Hq l/(s km²) | 35.2 | | 35.2 | 10.6 | 35.2 | |
| $h_N$ mm | 899 | | 487 | 412 | 815 | |
| $h_A$ mm | 290 | | 218 | 72 | 279 | |
| | 1941/2000 (*) 60 Jahre | | | | 1941/2000 | |
| NQ m³/s | 5.10 | am 02.11.1949 | 5.10 | 7.00 | 5.10 | am 02.11.1949 |
| MNQ m³/s | 14.3 | | 21.3 | 15.8 | 15.3 | |
| MQ m³/s | 50.6 | | 67.2 | 34.2 | 50.4 | |
| MHQ m³/s | 260 | | 252 | 126 | 259 | |
| HQ m³/s | 605 | am 10.02.1946 | 605 | 464 | 605 | am 10.02.1946 |
| $HQ_1$ m³/s | 212 | | 194 | 78.4 | 212 | |
| $HQ_5$ m³/s | 356 | | 345 | 184 | 356 | |
| MNq l/(s km²) | 2.61 | | 3.88 | 2.88 | 2.79 | |
| Mq l/(s km²) | 9.22 | | 12.2 | 6.23 | 9.19 | |
| MHq l/(s km²) | 47.4 | | 46.0 | 23.0 | 47.3 | |
| | 1961/2000 (*) 40 Jahre | | | | 1961/2000 | |
| $Mh_N$ mm | 769 | | 369 | 400 | 768 | |
| $Mh_A$ mm | 291 | | 193 | 99 | 290 | |

## Extremwerte

| | Niedrigwasser m³/s | l/(s km²) | Datum | Hochwasser m³/s | l/(s km²) | cm | Datum |
|---|---|---|---|---|---|---|---|
| 1 | 5.10 | 0.929 | 02.11.1949 | 605 | 110 | | 10.02.1946 |
| 2 | 7.40 | 1.35 | 10.08.1943 | 563 | 103 | | 16.03.1947 |
| 3 | 8.00 | 1.46 | 07.01.1954 | 528 | 96.2 | | 20.03.1942 |
| 4 | 8.40 | 1.53 | 20.12.1938 | 477 | 86.9 | | 30.12.1947 |
| 5 | 8.80 | 1.60 | 03.08.1952 | 477 | 86.9 | | 04.12.1939 |
| 6 | 9.31 | 1.70 | 13.10.1959 | 464 | 84.6 | | 05.06.1981 |
| 7 | 9.92 | 1.81 | 04.10.1964 | 431 | 78.5 | | 27.03.1987 |
| 8 | 10.1 | 1.84 | 31.12.1976 | 410 | 74.7 | | 03.03.1956 |
| 9 | 10.4 | 1.90 | 08.10.1973 | 397 | 72.4 | | 15.03.1981 |
| 10 | 10.4 | 1.90 | 18.10.1938 | 393 | 71.6 | | 06.11.1940 |

## Dauertabelle

| Unterschreitungsdauer in Tagen | Unterschrittene Abflüsse m³/s: Abflußjahr (*) 2000 | Kalenderjahr 2000 | 1941/2000 60 Kalenderjahre: Obere Hüllwerte | Mittlere Werte | Untere Hüllwerte |
|---|---|---|---|---|---|
| (365) | | | | | |
| 364 | 182 | 182 | 553 | 296 | 66.0 |
| 363 | 174 | 174 | 542 | 251 | 63.8 |
| 362 | 171 | 171 | 486 | 235 | 63.3 |
| 361 | 166 | 166 | 404 | 220 | 62.2 |
| 360 | 163 | 163 | 389 | 205 | 59.0 |
| 359 | 161 | 161 | 342 | 194 | 57.9 |
| 358 | 160 | 160 | 339 | 186 | 54.3 |
| 357 | 160 | 160 | 335 | 178 | 51.8 |
| 356 | 158 | 158 | 331 | 171 | 49.4 |
| 350 | 139 | 139 | 250 | 143 | 47.4 |
| 340 | 124 | 124 | 194 | 117 | 43.2 |
| 330 | 113 | 113 | 173 | 103 | 40.9 |
| 320 | 100 | 99.1 | 152 | 90.9 | 39.2 |
| 300 | 87.7 | 78.9 | 133 | 75.4 | 36.7 |
| 270 | 63.0 | 56.1 | 116 | 60.5 | 31.1 |
| 240 | 50.6 | 44.1 | 103 | 50.3 | 26.8 |
| 210 | 38.8 | 34.3 | 86.9 | 42.8 | 21.7 |
| 183 | 32.8 | 30.9 | 75.7 | 37.1 | 18.7 |
| 150 | 27.8 | 27.9 | 65.5 | 30.8 | 14.4 |
| 130 | 26.0 | 26.7 | 60.6 | 27.6 | 13.0 |
| 120 | 25.1 | 25.5 | 59.0 | 26.2 | 12.8 |
| 110 | 23.9 | 24.9 | 55.9 | 25.1 | 12.7 |
| 100 | 23.1 | 23.8 | 52.8 | 23.7 | 12.4 |
| 90 | 22.4 | 22.9 | 51.3 | 22.5 | 12.2 |
| 80 | 22.0 | 22.2 | 47.9 | 21.4 | 12.0 |
| 70 | 21.4 | 21.9 | 44.6 | 20.2 | 11.6 |
| 60 | 21.1 | 21.4 | 42.5 | 19.1 | 11.0 |
| 50 | 20.4 | 20.9 | 40.2 | 18.0 | 10.6 |
| 40 | 20.1 | 20.2 | 38.1 | 16.9 | 9.80 |
| 30 | 19.7 | 19.9 | 36.8 | 15.7 | 8.60 |
| 25 | 19.4 | 19.7 | 36.3 | 14.9 | 8.20 |
| 20 | 19.0 | 19.1 | 35.7 | 14.0 | 7.80 |
| 15 | 18.6 | 18.6 | 35.4 | 13.3 | 7.60 |
| 10 | 18.0 | 18.0 | 34.7 | 12.3 | 7.40 |
| 9 | 17.9 | 17.9 | 34.6 | 12.2 | 7.40 |
| 8 | 17.7 | 17.7 | 34.5 | 12.0 | 7.40 |
| 7 | 17.7 | 17.7 | 34.4 | 11.9 | 7.20 |
| 6 | 17.7 | 17.7 | 34.3 | 11.7 | 7.20 |
| 5 | 17.6 | 17.6 | 32.9 | 11.4 | 7.00 |
| 4 | 17.2 | 17.2 | 32.8 | 11.1 | 7.00 |
| 3 | 17.1 | 17.1 | 32.0 | 10.9 | 6.80 |
| 2 | 17.0 | 17.0 | 31.7 | 10.5 | 5.85 |
| 1 | 16.6 | 16.6 | 31.7 | 9.70 | 5.55 |
| 0 | 16.5 | 16.5 | 31.0 | 5.10 | 5.10 |

(*) Abflußjahr: 1.11. des Vorjahres bis 31.10.

HQ1, HQ5 : Jahresreihe 1936/2000
Extremwerte ab 1936
Wasserstände bis 1988 bei Km 5.09 oberhalb der Mündung,
Ablesungen sind nicht mit denen früherer Jahre vergleichbar !
eisfrei

BfG Koblenz

$A_{Eo}$ : 256 km²
PNP :NN + 355.16 m
Lage: 9.0 km oberhalb Mündung, rechts

Q
m³/s

Pegel : Rappelsdorf Nr. 421510
Gewässer : Schleuse
Gebiet : Werra

## Tageswerte

| Tag | 1999 Nov | 1999 Dez | 2000 Jan | Feb | Mrz | Apr | Mai | Jun | Jul | Aug | Sep | Okt | Nov | Dez |
|---|---|---|---|---|---|---|---|---|---|---|---|---|---|---|
| 1. | 1.76 | 4.86 | 7.72 | 21.6 | 14.7 | 4.86 | 2.09 | 1.10 | 0.470 | 0.800 | 0.870 | 1.46 | 2.36 | 2.88 |
| 2. | 2.33 | 5.56 | 7.64 | 22.1 | 15.1 | 4.70 | 1.98 | 1.10 | 0.730 | 1.18 | 1.56 | 1.56 | 2.48 | 2.88 |
| 3. | 2.59 | 5.92 | 7.18 | 20.1 | 14.9 | 4.54 | 1.87 | 1.10 | 1.02 | 1.02 | 1.36 | 1.46 | 2.48 | 2.88 |
| 4. | 2.20 | 6.10 | 7.64 | 17.2 | 14.4 | 4.70 | 1.76 | 1.10 | 0.660 | 1.10 | 1.10 | 1.36 | 2.74 | 2.88 |
| 5. | 1.98 | 6.10 | 10.2 | 14.7 | 13.5 | 4.38 | 1.66 | 1.02 | 0.800 | 0.940 | 1.10 | 1.10 | 2.60 | 2.88 |
| 6. | 1.87 | 6.10 | 11.0 | 12.8 | 12.5 | 4.06 | 1.56 | 1.02 | 0.730 | 0.800 | 1.02 | 1.56 | 2.88 | 2.74 |
| 7. | 1.76 | 7.36 | 11.2 | 11.8 | 11.6 | 3.60 | 1.98 | 1.02 | 0.660 | 0.940 | 1.98 | 1.76 | 3.44 | 2.48 |
| 8. | 2.59 | 10.0 | 11.2 | 12.3 | 16.3 | 3.30 | 2.09 | 0.940 | 0.800 | 1.02 | 1.36 | 1.76 | 3.16 | 2.36 |
| 9. | 2.87 | 11.0 | 11.2 | 14.0 | 31.4 | 3.15 | 1.87 | 0.940 | 0.660 | 1.18 | 1.10 | 1.87 | 3.86 | 2.48 |
| 10. | 5.38 | 11.6 | 10.8 | 14.2 | 30.7 | 2.87 | 1.76 | 0.940 | 1.18 | 1.27 | 1.10 | 2.09 | 4.36 | 2.48 |
| 11. | 7.72 | 11.2 | 9.61 | 13.5 | 26.4 | 2.59 | 1.76 | 0.940 | 0.870 | 0.940 | 1.10 | 2.20 | 4.36 | 2.88 |
| 12. | 7.00 | 15.1 | 9.04 | 11.6 | 22.4 | 2.73 | 1.56 | 0.870 | 1.02 | 0.730 | 1.02 | 2.09 | 4.18 | 3.44 |
| 13. | 6.46 | 17.7 | 8.85 | 10.8 | 20.1 | 2.59 | 1.46 | 0.870 | 0.940 | 0.730 | 1.18 | 2.09 | 3.72 | 3.30 |
| 14. | 6.10 | 18.0 | 7.90 | 10.2 | 19.9 | 2.59 | 1.46 | 0.800 | 1.27 | 0.660 | 1.10 | 1.98 | 3.72 | 3.86 |
| 15. | 5.56 | 15.1 | 7.36 | 9.80 | 20.4 | 2.46 | 1.36 | 0.800 | 1.46 | 0.590 | 1.02 | 1.98 | 4.00 | 5.62 |
| 16. | 5.20 | 12.3 | 7.00 | 9.80 | 21.8 | 2.20 | 1.36 | 0.800 | 1.10 | 0.530 | 1.10 | 1.98 | 3.30 | 5.80 |
| 17. | 5.38 | 10.0 | 6.46 | 9.42 | 21.6 | 2.09 | 1.36 | 0.730 | 1.02 | 0.530 | 1.36 | 1.98 | 3.02 | 5.80 |
| 18. | 5.38 | 9.23 | 7.18 | 9.04 | 21.0 | 1.98 | 2.09 | 0.730 | 0.940 | 0.530 | 1.27 | 1.66 | 2.88 | 5.62 |
| 19. | 5.03 | 8.85 | 6.82 | 9.04 | 18.5 | 3.01 | 2.73 | 0.590 | 0.870 | 0.530 | 1.18 | 1.66 | 2.88 | 5.62 |
| 20. | 4.70 | 8.09 | 6.10 | 8.66 | 16.5 | 3.01 | 2.73 | 0.530 | 0.870 | 0.590 | 1.18 | 1.76 | 2.88 | 5.08 |
| 21. | 4.54 | 7.64 | 6.46 | 8.09 | 14.9 | 2.87 | 2.73 | 0.530 | 0.800 | 0.730 | 1.36 | 1.66 | 2.88 | 4.54 |
| 22. | 4.22 | 7.00 | 6.28 | 7.36 | 12.3 | 2.73 | 3.01 | 0.530 | 0.730 | 1.27 | 1.36 | 1.66 | 3.02 | 4.00 |
| 23. | 3.90 | 6.46 | 5.92 | 6.82 | 10.0 | 2.59 | 2.87 | 0.530 | 0.730 | 0.940 | 1.27 | 1.66 | 2.88 | 3.86 |
| 24. | 4.06 | 6.28 | 5.20 | 7.00 | 9.61 | 2.59 | 2.73 | 0.590 | 0.800 | 0.800 | 1.18 | 1.76 | 2.74 | 3.72 |
| 25. | 4.06 | 8.66 | 4.70 | 10.0 | 8.28 | 3.15 | 2.73 | 0.590 | 0.730 | 0.800 | 1.18 | 1.66 | 2.60 | 3.58 |
| 26. | 4.22 | 11.0 | 4.54 | 10.6 | 7.36 | 3.30 | 1.76 | 0.590 | 0.800 | 0.800 | 1.18 | 1.76 | 2.60 | 3.30 |
| 27. | 4.22 | 11.2 | 4.54 | 10.6 | 6.82 | 2.87 | 1.56 | 0.590 | 0.800 | 0.800 | 1.18 | 1.66 | 2.88 | 3.30 |
| 28. | 4.22 | 10.2 | 3.90 | 10.8 | 5.20 | 2.46 | 1.46 | 0.530 | 0.940 | 0.730 | 1.18 | 1.98 | 3.02 | 3.02 |
| 29. | 4.38 | 9.42 | 4.38 | 11.6 | 4.38 | 2.33 | 1.36 | 0.530 | 0.800 | 0.530 | 1.36 | 1.76 | 3.16 | 2.74 |
| 30. | 4.54 | 8.66 | 11.6 | | 4.86 | 2.46 | 1.18 | 0.530 | 0.940 | 0.530 | 1.46 | 1.76 | 3.02 | 2.60 |
| 31. | | 8.09 | 15.4 | | 4.86 | | 1.18 | | 0.940 | 0.530 | | 2.20 | | 2.60 |

## Hauptwerte

| | 1999 Nov | 1999 Dez | 2000 Jan | Feb | Mrz | Apr | Mai | Jun | Jul | Aug | Sep | Okt | Nov | Dez |
|---|---|---|---|---|---|---|---|---|---|---|---|---|---|---|
| Tag | 1.+ | 1. | 28. | 23. | 29. | 18. | 30.+ | 20.+ | 1. | 16.+ | 1. | 5. | 1. | 8. |
| NQ | 1.76 | 4.86 | 3.90 | 6.82 | 4.38 | 1.98 | 1.18 | 0.530 | 0.470 | 0.530 | 0.870 | 1.10 | 2.36 | 2.36 |
| MQ | 4.21 | 9.51 | 7.90 | 11.9 | 15.2 | 3.09 | 1.90 | 0.783 | 0.874 | 0.809 | 1.22 | 1.77 | 3.14 | 3.59 |
| HQ | 8.85 | 19.3 | 18.5 | 23.0 | 34.0 | 5.20 | 6.46 | 1.87 | 1.87 | 2.20 | 3.45 | 2.59 | 4.90 | 6.20 |
| Tag | 10.+ | 13. | 31. | 1.+ | 9. | 4. | 25. | 3. | 10. | 2. | 7. | 31. | 14. | 16. |
| $h_N$ mm / $h_A$ mm | 43 | 99 | 83 | 116 | 159 | 31 | 20 | 8 | 9 | 8 | 12 | 18 | 32 | 38 |

| | 1950/1999 | | 1951/2000 (50 Jahre) | | | | | | | | | | | |
|---|---|---|---|---|---|---|---|---|---|---|---|---|---|---|
| Jahr | 1971 | 1962 | 1963 | 1963 | 1972 | 1960 | 1974 + | 2000 | 1976 | 1976 | 1973 | 1973 | 1971 | 1962 |
| NQ | 0.300 | 0.170 | 0.550 | 0.550 | 0.540 | 1.05 | 0.880 | 0.530 | 0.200 | 0.170 | 0.230 | 0.290 | 0.300 | 0.170 |
| MNQ | 2.12 | 2.68 | 2.69 | 2.77 | 2.85 | 3.52 | 1.82 | 1.40 | 1.32 | 1.09 | 1.22 | 1.63 | 2.12 | 2.69 |
| MQ | 4.48 | 6.72 | 6.51 | 5.76 | 7.30 | 7.35 | 3.39 | 2.64 | 2.50 | 1.83 | 2.34 | 3.19 | 4.32 | 6.65 |
| MHQ | 10.7 | 19.1 | 18.1 | 13.6 | 19.6 | 17.2 | 6.90 | 7.19 | 6.78 | 4.90 | 6.28 | 8.05 | 10.3 | 18.7 |
| HQ | 35.5 | 58.0 | 65.9 | 50.2 | 80.6 | 82.4 | 21.1 | 35.6 | 32.4 | 19.9 | 49.0 | 31.6 | 35.5 | 58.0 |
| Jahr | 1998 | 1978 | 1987 | 1967 | 1981 | 1970 | 1965 | 1966 | 1966 | 1981 | 1998 | 1960 | 1998 | 1978 |
| $Mh_N$ mm / $Mh_A$ mm | 45 | 70 | 68 | 56 | 76 | 74 | 35 | 27 | 26 | 19 | 24 | 33 | 44 | 70 |

| | Abflußjahr (*) 2000 Jahr | Datum | Winter | Sommer | Kalenderjahr 2000 Jahr | Datum |
|---|---|---|---|---|---|---|
| NQ m³/s | 0.470 | am 01.07.2000 | 1.76 | 0.470 | 0.470 | am 01.07.2000 |
| MQ m³/s | 4.93 | | 8.66 | 1.23 | 4.34 | |
| HQ m³/s | 34.0 | am 09.03.2000 | 34.0 | 6.46 | 34.0 | am 09.03.2000 |
| Nq l/(s km²) | 1.84 | | 6.88 | 1.84 | 1.84 | |
| Mq l/(s km²) | 19.2 | | 33.8 | 4.80 | 16.9 | |
| Hq l/(s km²) | 133 | | 133 | 25.2 | 133 | |
| $h_N$ mm / $h_A$ mm | 607 | | 532 | 76 | 536 | |
| | 1951/2000 (*) 50 Jahre | | | | 1951/2000 | |
| NQ m³/s | 0.170 | am 29.08.1976 | 0.170 | 0.170 | 0.170 | am 29.08.1976 |
| MNQ m³/s | 0.746 | | 1.41 | 0.814 | 0.766 | |
| MQ m³/s | 4.49 | | 6.37 | 2.65 | 4.47 | |
| MHQ m³/s | 36.3 | | 35.0 | 14.1 | 36.7 | |
| HQ m³/s | 82.4 | am 20.04.1970 | 82.4 | 49.0 | 82.4 | am 20.04.1970 |
| $HQ_1$ m³/s | | | | | | |
| $HQ_5$ m³/s | | | | | | |
| MNq l/(s km²) | 2.91 | | 5.51 | 3.18 | 2.99 | |
| Mq l/(s km²) | 17.5 | | 24.9 | 10.4 | 17.5 | |
| MHq l/(s km²) | 142 | | 137 | 55.1 | 143 | |
| | 1951/2000 (*) 50 Jahre | | | | 1951/2000 | |
| $Mh_N$ mm / $Mh_A$ mm | 553 | | 391 | 164 | 552 | |

## Extremwerte

| | Niedrigwasser m³/s | l/(s km²) | Datum | Hochwasser m³/s | l/(s km²) | cm | Datum |
|---|---|---|---|---|---|---|---|
| 1 | 0.170 | 0.664 | 29.08.1976 + | 82.4 | 322 | | 20.04.1970 |
| 2 | 0.170 | 0.664 | 27.12.1962 | 80.6 | 315 | | 10.03.1981 + |
| 3 | 0.230 | 0.898 | 19.09.1973 + | 70.0 | 273 | | 14.04.1994 |
| 4 | 0.300 | 1.17 | 03.11.1971 + | 65.9 | 257 | | 02.01.1987 |
| 5 | 0.360 | 1.41 | 05.10.1959 | 59.6 | 233 | | 06.01.1982 |
| 6 | 0.400 | 1.56 | 18.08.1982 | 58.0 | 226 | | 31.12.1978 |
| 7 | 0.400 | 1.56 | 28.08.1964 + | 57.2 | 223 | | 24.12.1967 |
| 8 | 0.420 | 1.64 | 15.08.1975 | 57.2 | 223 | | 19.12.1965 |
| 9 | 0.430 | 1.68 | 03.07.1957 + | 56.7 | 221 | | 31.03.1962 |
| 10 | 0.450 | 1.76 | 08.07.1952 + | 55.0 | 215 | | 01.01.1979 |

## Dauertabelle

| Unterschreitungsdauer in Tagen | Unterschrittene Abflüsse m³/s: Abflußjahr (*) 2000 | Kalenderjahr 2000 | 1951/2000 50 Kalenderjahre: Obere Hüllwerte | Mittlere Werte | Untere Hüllwerte |
|---|---|---|---|---|---|
| (365) | | | | | |
| 364 | 30.7 | 30.7 | 79.2 | 33.9 | 11.4 |
| 363 | 26.4 | 26.4 | 73.6 | 28.8 | 9.62 |
| 362 | 22.4 | 22.4 | 68.8 | 26.1 | 9.42 |
| 361 | 22.1 | 22.1 | 64.0 | 24.1 | 7.62 |
| 360 | 21.8 | 21.8 | 64.0 | 21.9 | 7.62 |
| 359 | 21.8 | 21.8 | 55.0 | 20.8 | 7.62 |
| 358 | 21.6 | 21.6 | 49.4 | 19.9 | 7.62 |
| 357 | 21.0 | 21.0 | 44.7 | 19.2 | 7.06 |
| 356 | 20.4 | 20.4 | 39.5 | 18.4 | 6.88 |
| 350 | 17.7 | 16.5 | 24.8 | 15.2 | 6.52 |
| 340 | 14.9 | 14.0 | 20.2 | 12.2 | 5.29 |
| 330 | 12.5 | 11.8 | 18.3 | 10.4 | 5.13 |
| 320 | 11.6 | 10.6 | 16.3 | 8.90 | 4.35 |
| 300 | 9.80 | 7.64 | 12.6 | 6.95 | 3.21 |
| 270 | 7.18 | 4.70 | 8.62 | 5.17 | 2.43 |
| 240 | 5.03 | 3.30 | 6.34 | 4.03 | 1.97 |
| 210 | 3.15 | 2.87 | 5.70 | 3.26 | 1.70 |
| 183 | 2.33 | 2.46 | 4.97 | 2.74 | 1.34 |
| 150 | 1.87 | 1.87 | 4.17 | 2.26 | 1.10 |
| 130 | 1.56 | 1.56 | 3.75 | 1.99 | 0.940 |
| 120 | 1.46 | 1.46 | 3.61 | 1.87 | 0.890 |
| 110 | 1.27 | 1.27 | 3.42 | 1.75 | 0.840 |
| 100 | 1.27 | 1.27 | 3.42 | 1.65 | 0.840 |
| 90 | 1.18 | 1.18 | 3.29 | 1.56 | 0.780 |
| 80 | 1.10 | 1.10 | 3.19 | 1.47 | 0.780 |
| 70 | 1.02 | 1.02 | 3.19 | 1.38 | 0.680 |
| 60 | 1.02 | 1.02 | 3.03 | 1.26 | 0.680 |
| 50 | 0.870 | 0.870 | 2.92 | 1.16 | 0.580 |
| 40 | 0.870 | 0.870 | 2.66 | 1.06 | 0.570 |
| 30 | 0.800 | 0.800 | 2.53 | 0.950 | 0.420 |
| 25 | 0.730 | 0.730 | 2.42 | 0.860 | 0.420 |
| 20 | 0.660 | 0.660 | 2.40 | 0.820 | 0.360 |
| 15 | 0.590 | 0.590 | 2.40 | 0.740 | 0.360 |
| 10 | 0.590 | 0.590 | 2.40 | 0.650 | 0.360 |
| 9 | 0.590 | 0.590 | 2.28 | 0.620 | 0.360 |
| 8 | 0.590 | 0.590 | 2.28 | 0.610 | 0.360 |
| 7 | 0.590 | 0.590 | 2.28 | 0.590 | 0.360 |
| 6 | 0.590 | 0.590 | 2.28 | 0.570 | 0.300 |
| 5 | 0.590 | 0.590 | 2.16 | 0.550 | 0.300 |
| 4 | 0.590 | 0.590 | 2.16 | 0.540 | 0.300 |
| 3 | 0.590 | 0.590 | 2.16 | 0.470 | 0.250 |
| 2 | 0.590 | 0.590 | 2.05 | 0.430 | 0.200 |
| 1 | 0.530 | 0.530 | 2.05 | 0.380 | 0.180 |
| 0 | 0.470 | 0.470 | 1.94 | 0.170 | 0.170 |

(*) Abflußjahr: 1.11. des Vorjahres bis 31.10.

Durchflußwerte seit 1975 durch Talsperren beeinflußt

$A_{Eo}$ : 35.3 km²
PNP :NN + 408.02 m
Lage: 5.0 km oberhalb Mündung, rechts

Q
m³/s

Pegel : Hinternah Nr. 421600
Gewässer : Nahe
Gebiet : Werra

## Tageswerte

| Tag | 1999 Nov | 1999 Dez | 2000 Jan | Feb | Mrz | Apr | Mai | Jun | Jul | Aug | Sep | Okt | Nov | Dez |
|---|---|---|---|---|---|---|---|---|---|---|---|---|---|---|
| 1. | 0.450 | 0.990 | 0.890 | 7.10 | 3.10 | 0.810 | 0.400 | 0.184 | 0.120 | 0.168 | 0.152 | 0.240 | 0.500 | 0.500 |
| 2. | 0.600 | 1.29 | 0.810 | 5.85 | 2.95 | 0.810 | 0.360 | 0.184 | 0.168 | 0.240 | 0.400 | 0.200 | 0.550 | 0.500 |
| 3. | 0.650 | 1.29 | 0.730 | 4.49 | 2.95 | 0.730 | 0.360 | 0.184 | 0.200 | 0.240 | 0.400 | 0.200 | 0.450 | 0.500 |
| 4. | 0.550 | 1.53 | 0.810 | 3.44 | 2.65 | 0.730 | 0.360 | 0.200 | 0.168 | 0.280 | 0.320 | 0.184 | 0.550 | 0.500 |
| 5. | 0.500 | 1.53 | 1.53 | 2.95 | 2.35 | 0.730 | 0.320 | 0.184 | 0.184 | 0.200 | 0.240 | 0.184 | 0.500 | 0.450 |
| 6. | 0.500 | 1.29 | 1.65 | 2.50 | 2.07 | 0.650 | 0.320 | 0.200 | 0.168 | 0.200 | 0.240 | 0.240 | 0.500 | 0.450 |
| 7. | 0.500 | 1.65 | 1.65 | 2.35 | 1.79 | 0.650 | 0.320 | 0.184 | 0.168 | 0.240 | 0.600 | 0.240 | 0.500 | 0.450 |
| 8. | 0.600 | 2.35 | 1.53 | 2.80 | 4.13 | 0.650 | 0.280 | 0.184 | 0.184 | 0.184 | 0.450 | 0.200 | 0.500 | 0.450 |
| 9. | 0.730 | 2.65 | 1.53 | 3.44 | 12.7 | 0.600 | 0.280 | 0.168 | 0.168 | 0.184 | 0.360 | 0.240 | 0.500 | 0.400 |
| 10. | 1.93 | 2.50 | 1.53 | 3.10 | 9.35 | 0.600 | 0.280 | 0.168 | 0.360 | 0.184 | 0.320 | 0.320 | 0.450 | 0.450 |
| 11. | 2.35 | 2.21 | 1.41 | 2.80 | 6.60 | 0.550 | 0.280 | 0.168 | 0.280 | 0.184 | 0.280 | 0.320 | 0.450 | 0.550 |
| 12. | 2.07 | 4.49 | 1.29 | 2.21 | 4.67 | 0.550 | 0.240 | 0.168 | 0.280 | 0.152 | 0.240 | 0.320 | 0.400 | 0.650 |
| 13. | 1.79 | 5.05 | 1.19 | 1.79 | 3.27 | 0.550 | 0.240 | 0.168 | 0.200 | 0.152 | 0.320 | 0.280 | 0.500 | 0.650 |
| 14. | 1.53 | 4.31 | 1.09 | 1.53 | 3.27 | 0.600 | 0.240 | 0.152 | 0.240 | 0.152 | 0.240 | 0.280 | 0.550 | 0.810 |
| 15. | 1.29 | 3.10 | 0.990 | 1.65 | 3.27 | 0.550 | 0.240 | 0.152 | 0.320 | 0.152 | 0.240 | 0.280 | 0.650 | 1.29 |
| 16. | 1.09 | 2.50 | 0.890 | 1.79 | 3.10 | 0.500 | 0.200 | 0.168 | 0.240 | 0.152 | 0.280 | 0.280 | 0.550 | 1.41 |
| 17. | 0.990 | 2.07 | 0.810 | 1.53 | 2.95 | 0.450 | 0.200 | 0.152 | 0.184 | 0.152 | 0.450 | 0.280 | 0.550 | 1.41 |
| 18. | 0.990 | 1.79 | 1.09 | 1.41 | 2.80 | 0.450 | 0.200 | 0.152 | 0.184 | 0.136 | 0.280 | 0.280 | 0.550 | 1.29 |
| 19. | 0.890 | 1.41 | 0.890 | 1.41 | 2.50 | 0.600 | 0.240 | 0.152 | 0.184 | 0.136 | 0.200 | 0.280 | 0.550 | 1.09 |
| 20. | 0.810 | 1.19 | 0.890 | 1.19 | 2.21 | 0.550 | 0.240 | 0.120 | 0.184 | 0.152 | 0.200 | 0.280 | 0.550 | 0.890 |
| 21. | 0.730 | 0.810 | 0.890 | 1.09 | 1.93 | 0.500 | 0.240 | 0.120 | 0.168 | 0.184 | 0.240 | 0.280 | 0.500 | 0.810 |
| 22. | 0.730 | 0.730 | 0.890 | 1.09 | 1.65 | 0.450 | 0.240 | 0.120 | 0.168 | 0.280 | 0.280 | 0.240 | 0.500 | 0.730 |
| 23. | 0.650 | 0.730 | 0.810 | 1.09 | 1.41 | 0.450 | 0.240 | 0.136 | 0.168 | 0.184 | 0.280 | 0.240 | 0.500 | 0.650 |
| 24. | 0.730 | 0.650 | 0.730 | 1.09 | 1.19 | 0.450 | 0.200 | 0.152 | 0.168 | 0.168 | 0.240 | 0.280 | 0.450 | 0.600 |
| 25. | 0.650 | 1.19 | 0.600 | 2.21 | 1.09 | 0.450 | 0.200 | 0.152 | 0.168 | 0.152 | 0.240 | 0.280 | 0.450 | 0.600 |
| 26. | 0.730 | 1.29 | 0.650 | 2.07 | 0.990 | 0.450 | 0.200 | 0.152 | 0.184 | 0.152 | 0.240 | 0.320 | 0.450 | 0.550 |
| 27. | 0.730 | 1.41 | 0.650 | 2.07 | 0.890 | 0.400 | 0.200 | 0.136 | 0.168 | 0.136 | 0.240 | 0.320 | 0.550 | 0.550 |
| 28. | 0.730 | 1.29 | 0.600 | 2.21 | 0.810 | 0.400 | 0.200 | 0.136 | 0.184 | 0.136 | 0.240 | 0.400 | 0.500 | 0.500 |
| 29. | 0.730 | 1.19 | 0.650 | 2.50 | 0.730 | 0.320 | 0.200 | 0.136 | 0.168 | 0.136 | 0.240 | 0.320 | 0.500 | 0.450 |
| 30. | 0.730 | 1.09 | 2.65 | | 1.09 | 0.400 | 0.200 | 0.120 | 0.184 | 0.136 | 0.240 | 0.320 | 0.500 | 0.450 |
| 31. | | 0.890 | 4.31 | | 0.890 | | 0.200 | | 0.168 | 0.136 | | 0.550 | | 0.450 |

## Hauptwerte

| | 1999 Nov | 1999 Dez | 2000 Jan | Feb | Mrz | Apr | Mai | Jun | Jul | Aug | Sep | Okt | Nov | Dez |
|---|---|---|---|---|---|---|---|---|---|---|---|---|---|---|
| Tag | 1. | 24. | 25.+ | 21.+ | 29. | 29. | 16.+ | 20.+ | 1. | 18.+ | 1. | 4.+ | 12. | 9. |
| NQ | 0.450 | 0.650 | 0.600 | 1.09 | 0.730 | 0.320 | 0.200 | 0.120 | 0.120 | 0.136 | 0.152 | 0.184 | 0.400 | 0.400 |
| MQ | 0.932 | 1.82 | 1.18 | 2.44 | 2.95 | 0.553 | 0.255 | 0.158 | 0.196 | 0.175 | 0.290 | 0.280 | 0.507 | 0.678 |
| HQ | 3.10 | 5.25 | 6.35 | 7.85 | 15.1 | 0.890 | 0.500 | 0.400 | 0.550 | 0.600 | 1.09 | 0.730 | 1.19 | 1.65 |
| Tag | 10. | 12.+ | 31. | 1. | 9. | 3. | 1. | 3. | 3.+ | 2. | 7. | 31. | 14. | 15. |
| $h_N$ mm / $h_A$ mm | 68 | 138 | 90 | 173 | 224 | 41 | 19 | 12 | 15 | 13 | 21 | 21 | 37 | 51 |

| | 1946/1999 | | 1947/2000 | | | | | | | | | | | |
|---|---|---|---|---|---|---|---|---|---|---|---|---|---|---|
| Jahr | 1976 | 1946 | 1947 | 1996 | 1996 | 1957 | 1947 + | 1959 | 1982 | 1959 + | 1959 | 1959 | 1976 | 1948 + |
| NQ | 0.060 | 0.090 | 0.080 | 0.063 | 0.063 | 0.140 | 0.080 | 0.020 | 0.010 | 0.010 | 0.010 | 0.020 | 0.060 | 0.100 |
| MNQ | 0.416 | 0.494 | 0.469 | 0.457 | 0.553 | 0.739 | 0.388 | 0.300 | 0.261 | 0.222 | 0.231 | 0.299 | 0.421 | 0.500 |
| MQ | 0.892 | 1.29 | 1.16 | 1.04 | 1.44 | 1.55 | 0.731 | 0.554 | 0.514 | 0.385 | 0.448 | 0.626 | 0.897 | 1.30 |
| MHQ | 2.55 | 4.23 | 3.63 | 2.71 | 5.04 | 3.76 | 1.59 | 1.71 | 1.81 | 1.38 | 1.58 | 1.77 | 2.57 | 4.25 |
| HQ | 10.1 | 15.6 | 13.2 | 14.3 | 25.4 | 16.0 | 5.20 | 6.06 | 6.45 | 7.09 | 17.0 | 7.05 | 10.1 | 15.6 |
| Jahr | 1998 | 1965 | 1987 | 1997 | 1981 | 1994 | 1970 | 1966 | 1980 | 1981 | 1998 | 1960 | 1998 | 1965 |
| $Mh_N$ mm / $Mh_A$ mm | 66 | 98 | 88 | 74 | 110 | 114 | 55 | 41 | 39 | 29 | 33 | 48 | 66 | 98 |

| | Abflußjahr (*) 2000 Jahr | Datum | Winter | Sommer | Kalenderjahr 2000 Jahr | Datum |
|---|---|---|---|---|---|---|
| NQ m³/s | 0.120 | am 20.06.2000 | 0.320 | 0.120 | 0.120 | am 20.06.2000 |
| MQ m³/s | 0.932 | | 1.65 | 0.226 | 0.801 | |
| HQ m³/s | 15.1 | am 09.03.2000 | 15.1 | 1.09 | 15.1 | am 09.03.2000 |
| Nq l/(s km²) | 3.40 | | 9.07 | 3.40 | 3.40 | |
| Mq l/(s km²) | 26.4 | | 46.7 | 6.40 | 22.7 | |
| Hq l/(s km²) | 428 | | 428 | 30.9 | 428 | |
| $h_N$ mm / $h_A$ mm | 833 | | 734 | 102 | 718 | |
| | 1947/2000 (*) 54 Jahre | | | | 1947/2000 | |
| NQ m³/s | 0.010 | am 30.07.1982 | 0.060 | 0.010 | 0.010 | am 30.07.1982 |
| MNQ m³/s | 0.136 | | 0.269 | 0.152 | 0.146 | |
| MQ m³/s | 0.884 | | 1.23 | 0.544 | 0.885 | |
| MHQ m³/s | 8.70 | | 8.38 | 3.46 | 8.70 | |
| HQ m³/s | 25.4 | am 10.03.1981 | 25.4 | 17.0 | 25.4 | am 10.03.1981 |
| $HQ_1$ m³/s | | | | | | |
| $HQ_5$ m³/s | | | | | | |
| MNq l/(s km²) | 3.85 | | 7.62 | 4.31 | 4.14 | |
| Mq l/(s km²) | 25.0 | | 34.9 | 15.4 | 25.1 | |
| MHq l/(s km²) | 246 | | 237 | 98.0 | 246 | |
| | 1947/2000 (*) 54 Jahre | | | | 1947/2000 | |
| $Mh_N$ mm / $Mh_A$ mm | 790 | | 548 | 245 | 793 | |

## Extremwerte

| | Niedrigwasser m³/s | l/(s km²) | Datum | Hochwasser m³/s | l/(s km²) | cm | Datum |
|---|---|---|---|---|---|---|---|
| 1 | 0.010 | 0.283 | 30.07.1982 + | 25.4 | 720 | | 10.03.1981 |
| 2 | 0.010 | 0.283 | 23.08.1959 + | 17.5 | 496 | | 31.03.1962 |
| 3 | 0.050 | 1.42 | 16.09.1991 + | 17.0 | 482 | | 15.09.1998 |
| 4 | 0.060 | 1.70 | 24.09.1976 + | 16.0 | 453 | | 13.04.1994 |
| 5 | 0.060 | 1.70 | 14.09.1947 + | 15.6 | 442 | | 18.12.1965 |
| 6 | 0.063 | 1.78 | 22.02.1996 + | 15.1 | 428 | | 09.03.2000 |
| 7 | 0.076 | 2.15 | 18.08.1995 + | 14.7 | 416 | | 03.03.1999 |
| 8 | 0.076 | 2.15 | 06.08.1994 + | 14.3 | 405 | | 25.02.1997 + |
| 9 | 0.080 | 2.27 | 21.08.1967 + | 13.2 | 374 | | 02.01.1987 |
| 10 | 0.080 | 2.27 | 24.11.1962 + | 13.1 | 371 | | 22.03.1947 |

## Dauertabelle

| Unterschreitungsdauer in Tagen | Unterschrittene Abflüsse m³/s: Abfluß-jahr (*) 2000 | Kalender jahr 2000 | 1947/2000 54 Kalenderjahre: Obere Hüllwerte | Mittlere Werte | Untere Hüllwerte |
|---|---|---|---|---|---|
| (365) | | | | | |
| 364 | 9.35 | 9.35 | 22.0 | 7.07 | 2.34 |
| 363 | 7.10 | 7.10 | 21.4 | 5.63 | 1.97 |
| 362 | 6.60 | 6.60 | 16.6 | 4.98 | 1.97 |
| 361 | 5.85 | 5.85 | 10.2 | 4.54 | 1.75 |
| 360 | 5.05 | 4.67 | 9.50 | 4.28 | 1.75 |
| 359 | 4.67 | 4.49 | 8.60 | 4.06 | 1.46 |
| 358 | 4.67 | 4.31 | 7.44 | 3.80 | 1.46 |
| 357 | 4.49 | 4.13 | 7.16 | 3.63 | 1.46 |
| 356 | 4.49 | 4.13 | 6.32 | 3.49 | 1.46 |
| 350 | 3.44 | 3.27 | 4.74 | 2.94 | 1.33 |
| 340 | 2.95 | 2.65 | 4.25 | 2.38 | 1.13 |
| 330 | 2.50 | 2.21 | 3.49 | 2.04 | 0.960 |
| 320 | 2.21 | 1.65 | 3.16 | 1.74 | 0.770 |
| 300 | 1.65 | 1.19 | 2.79 | 1.36 | 0.380 |
| 270 | 1.19 | 0.810 | 1.70 | 1.04 | 0.310 |
| 240 | 0.810 | 0.600 | 1.33 | 0.810 | 0.280 |
| 210 | 0.650 | 0.550 | 1.22 | 0.660 | 0.120 |
| 183 | 0.450 | 0.450 | 1.11 | 0.560 | 0.110 |
| 150 | 0.320 | 0.320 | 0.900 | 0.470 | 0.100 |
| 130 | 0.280 | 0.280 | 0.900 | 0.420 | 0.090 |
| 120 | 0.280 | 0.280 | 0.800 | 0.390 | 0.090 |
| 110 | 0.280 | 0.280 | 0.800 | 0.370 | 0.090 |
| 100 | 0.240 | 0.240 | 0.800 | 0.350 | 0.090 |
| 90 | 0.240 | 0.240 | 0.700 | 0.330 | 0.090 |
| 80 | 0.240 | 0.240 | 0.700 | 0.310 | 0.090 |
| 70 | 0.200 | 0.200 | 0.700 | 0.290 | 0.090 |
| 60 | 0.200 | 0.200 | 0.610 | 0.260 | 0.090 |
| 50 | 0.184 | 0.184 | 0.610 | 0.240 | 0.080 |
| 40 | 0.184 | 0.184 | 0.530 | 0.210 | 0.080 |
| 30 | 0.168 | 0.168 | 0.530 | 0.184 | 0.040 |
| 25 | 0.168 | 0.168 | 0.530 | 0.184 | 0.040 |
| 20 | 0.168 | 0.168 | 0.470 | 0.152 | 0.040 |
| 15 | 0.152 | 0.152 | 0.460 | 0.136 | 0.040 |
| 10 | 0.152 | 0.152 | 0.460 | 0.110 | 0.040 |
| 9 | 0.152 | 0.152 | 0.460 | 0.110 | 0.040 |
| 8 | 0.152 | 0.152 | 0.460 | 0.110 | 0.020 |
| 7 | 0.152 | 0.152 | 0.460 | 0.110 | 0.020 |
| 6 | 0.152 | 0.152 | 0.440 | 0.100 | 0.020 |
| 5 | 0.136 | 0.136 | 0.440 | 0.100 | 0.020 |
| 4 | 0.136 | 0.136 | 0.440 | 0.090 | 0.020 |
| 3 | 0.136 | 0.136 | 0.430 | 0.090 | 0.020 |
| 2 | 0.136 | 0.136 | 0.430 | 0.080 | 0.020 |
| 1 | 0.136 | 0.136 | 0.390 | 0.050 | 0.020 |
| 0 | 0.120 | 0.120 | 0.310 | 0.010 | 0.010 |

(*) Abflußjahr: 1.11. des Vorjahres bis 31.10.

$A_{Eo}$ : 321 km²
PNP :NN + 306.60 m
Lage: 4.0 km oberhalb Mündung, links

Q
m³/s

Pegel : Ellingshausen Nr. 422000
Gewässer : Hasel
Gebiet : Werra

## Tageswerte

| Tag | 1999 Nov | 1999 Dez | 2000 Jan | Feb | Mrz | Apr | Mai | Jun | Jul | Aug | Sep | Okt | Nov | Dez |
|---|---|---|---|---|---|---|---|---|---|---|---|---|---|---|
| 1. | 1.44 | 3.48 | 5.11 | 18.7 | 13.4 | 7.90 | 2.80 | 1.96 | 1.28 | 1.60 | 1.44 | 2.14 | 3.12 | 3.24 |
| 2. | 2.70 | 3.84 | 4.98 | 17.5 | 12.6 | 7.58 | 3.00 | 1.87 | 1.96 | 2.50 | 2.80 | 2.14 | 3.60 | 3.24 |
| 3. | 2.50 | 3.84 | 4.85 | 14.9 | 12.8 | 7.26 | 2.90 | 1.78 | 2.32 | 1.96 | 2.80 | 1.96 | 3.36 | 3.12 |
| 4. | 1.87 | 4.08 | 5.24 | 12.8 | 12.8 | 7.74 | 2.70 | 2.23 | 1.52 | 1.87 | 2.32 | 1.87 | 3.96 | 3.12 |
| 5. | 1.69 | 3.96 | 7.74 | 12.0 | 11.2 | 6.78 | 2.50 | 1.87 | 1.96 | 1.69 | 2.05 | 1.87 | 3.48 | 3.12 |
| 6. | 1.69 | 3.60 | 7.58 | 10.9 | 10.7 | 6.14 | 2.41 | 1.96 | 1.44 | 1.60 | 1.96 | 2.32 | 3.48 | 3.00 |
| 7. | 1.60 | 4.46 | 7.42 | 10.7 | 10.1 | 5.66 | 3.96 | 1.96 | 1.52 | 2.23 | 5.11 | 2.32 | 3.60 | 3.00 |
| 8. | 2.50 | 5.66 | 7.42 | 11.2 | 15.1 | 5.24 | 3.72 | 1.78 | 1.87 | 1.87 | 3.72 | 2.14 | 3.36 | 2.90 |
| 9. | 2.41 | 5.50 | 7.74 | 12.0 | 29.9 | 4.98 | 3.48 | 1.69 | 1.52 | 1.78 | 3.24 | 2.50 | 3.24 | 2.80 |
| 10. | 6.14 | 5.82 | 7.58 | 10.9 | 32.7 | 5.24 | 3.24 | 1.60 | 2.90 | 1.78 | 2.90 | 2.70 | 3.00 | 3.12 |
| 11. | 9.38 | 5.66 | 7.10 | 10.3 | 24.2 | 5.11 | 2.90 | 1.60 | 1.87 | 2.05 | 2.70 | 2.60 | 2.80 | 3.60 |
| 12. | 6.46 | 10.7 | 6.78 | 8.87 | 19.6 | 5.24 | 2.80 | 1.60 | 1.69 | 1.69 | 2.50 | 2.32 | 2.70 | 4.08 |
| 13. | 5.11 | 11.8 | 6.46 | 8.54 | 16.5 | 5.11 | 2.70 | 1.52 | 1.44 | 1.60 | 3.36 | 2.14 | 3.12 | 3.60 |
| 14. | 4.46 | 11.4 | 6.14 | 7.90 | 17.0 | 5.11 | 2.60 | 1.52 | 2.14 | 1.52 | 2.60 | 2.14 | 3.24 | 4.32 |
| 15. | 3.96 | 9.72 | 5.66 | 8.38 | 20.4 | 4.72 | 2.50 | 1.52 | 2.50 | 1.60 | 2.41 | 2.05 | 4.20 | 6.14 |
| 16. | 3.60 | 8.06 | 5.37 | 9.04 | 18.7 | 4.08 | 2.50 | 1.44 | 1.96 | 1.78 | 2.70 | 2.05 | 3.24 | 5.66 |
| 17. | 3.36 | 6.62 | 5.37 | 8.38 | 16.7 | 3.96 | 2.41 | 1.28 | 1.78 | 1.52 | 3.48 | 2.05 | 3.24 | 5.50 |
| 18. | 3.24 | 6.46 | 6.94 | 8.06 | 17.7 | 3.84 | 2.41 | 1.20 | 1.69 | 1.52 | 2.60 | 2.05 | 3.24 | 5.24 |
| 19. | 3.12 | 5.82 | 6.46 | 8.38 | 16.7 | 4.72 | 2.60 | 1.20 | 1.60 | 1.78 | 2.41 | 2.23 | 3.00 | 4.98 |
| 20. | 2.90 | 5.24 | 6.14 | 8.22 | 15.6 | 3.96 | 2.70 | 1.28 | 1.60 | 2.14 | 2.32 | 2.32 | 2.90 | 4.59 |
| 21. | 2.70 | 4.85 | 6.78 | 7.58 | 13.8 | 3.84 | 2.41 | 1.20 | 1.52 | 3.24 | 3.24 | 2.05 | 2.90 | 4.32 |
| 22. | 2.60 | 4.46 | R 6.30 | 7.10 | 12.6 | 3.60 | 2.70 | 1.28 | 1.52 | 3.84 | 3.12 | 1.96 | 3.00 | 3.96 |
| 23. | 2.50 | 3.96 | R 5.98 | 6.62 | 11.0 | 3.60 | 2.41 | 1.28 | 1.44 | 2.32 | 2.70 | 2.05 | 3.00 | R 3.84 |
| 24. | 2.70 | 3.84 | R 5.37 | 6.94 | 10.6 | 3.60 | 2.23 | 1.60 | 1.60 | 2.05 | 2.50 | 2.23 | 2.90 | R 3.72 |
| 25. | 2.80 | 6.14 | R 5.11 | 12.0 | 9.89 | 3.48 | 2.23 | 1.36 | 2.90 | 1.96 | 2.50 | 2.14 | 2.90 | R 3.60 |
| 26. | 3.60 | 7.42 | R 4.85 | 13.4 | 9.21 | 3.36 | 2.23 | 1.28 | 2.05 | 1.87 | 2.32 | 2.23 | 2.90 | 3.48 |
| 27. | 3.48 | 7.90 | 4.72 | 12.4 | 8.87 | 3.36 | 2.14 | 1.14 | 1.78 | 1.78 | 2.41 | 2.32 | 2.90 | 3.72 |
| 28. | 3.36 | 6.94 | 4.46 | 12.0 | 8.54 | 3.24 | 2.05 | 1.14 | 2.41 | 1.87 | 2.32 | 3.48 | 4.20 | 3.36 |
| 29. | 3.36 | 6.30 | 5.24 | 12.0 | 8.06 | 3.12 | 2.05 | 1.14 | 1.87 | 1.69 | 2.23 | 2.70 | 3.60 | 3.24 |
| 30. | 3.24 | 5.82 | 14.9 | | 8.70 | 3.12 | 2.14 | 1.20 | 1.87 | 1.60 | 2.14 | 2.70 | 3.24 | 3.24 |
| 31. | | 5.37 | 15.6 | | 8.70 | | 2.14 | | 1.69 | 1.44 | | 3.84 | | 3.24 |

## Hauptwerte

| | 1999 Nov | 1999 Dez | 2000 Jan | Feb | Mrz | Apr | Mai | Jun | Jul | Aug | Sep | Okt | Nov | Dez |
|---|---|---|---|---|---|---|---|---|---|---|---|---|---|---|
| Tag | 1. | 1. | 28. | 23. | 29. | 29.+ | 28.+ | 27.+ | 1. | 31. | 1. | 4.+ | 12. | 9. |
| NQ | 1.44 | 3.48 | 4.46 | 6.62 | 8.06 | 3.12 | 2.05 | 1.14 | 1.28 | 1.44 | 1.44 | 1.87 | 2.70 | 2.80 |
| MQ | 3.35 | 6.09 | 6.69 | 10.6 | 14.7 | 4.82 | 2.63 | 1.52 | 1.84 | 1.93 | 2.70 | 2.31 | 3.25 | 3.81 |
| HQ | 12.4 | 13.4 | 23.0 | 22.1 | 37.8 | 9.89 | 18.7 | 4.32 | 8.38 | 10.3 | 10.4 | 4.85 | 6.94 | 8.06 |
| Tag | 11. | 12. | 30. | 25. | 10. | 4. | 7. | 4. | 25. | 21. | 7. | 31. | 28. | 15. |
| $h_N$ mm | | | | | | | | | | | | | | |
| $h_A$ mm | 27 | 51 | 56 | 83 | 123 | 39 | 22 | 12 | 15 | 16 | 22 | 19 | 26 | 32 |

| | 1935/1999 | | 1936/2000 | | | | | | 65 Jahre | | | | | |
|---|---|---|---|---|---|---|---|---|---|---|---|---|---|---|
| Jahr | 1949 | 1959 | 1942 | 1942 | 1942 | 1960 | 1948 | 1960 | 1943 | 1976 | 1964 | 1948 | 1949 | 1959 |
| NQ | 0.450 | 0.250 | 0.100 | 0.100 | 0.100 | 1.57 | 0.900 | 0.800 | 0.380 | 0.550 | 0.320 | 0.420 | 0.450 | 0.250 |
| MNQ | 2.37 | 2.75 | 3.06 | 3.48 | 3.82 | 4.21 | 2.49 | 2.03 | 1.85 | 1.59 | 1.49 | 1.67 | 2.39 | 2.76 |
| MQ | 4.28 | 6.00 | 6.09 | 6.21 | 7.30 | 7.36 | 4.04 | 3.41 | 3.34 | 2.62 | 2.51 | 3.07 | 4.29 | 6.01 |
| MHQ | 11.1 | 16.0 | 15.6 | 13.3 | 17.3 | 15.5 | 9.34 | 10.3 | 10.7 | 8.42 | 7.79 | 8.31 | 11.1 | 16.0 |
| HQ | 41.5 | 51.7 | 45.5 | 35.9 | 56.3 | 74.2 | 42.9 | 38.0 | 37.7 | 49.7 | 53.1 | 40.0 | 41.5 | 51.7 |
| Jahr | 1944 | 1978 | 1982 | 1997 | 1981 | 1994 | 1941 | 1966 | 1956 | 1981 | 1998 | 1960 | 1944 | 1978 |
| | 1935/1999 | | 1936/2000 | | | | | | 65 Jahre | | | | | |
| $Mh_N$ mm | | | | | | | | | | | | | | |
| $Mh_A$ mm | 34 | 50 | 51 | 48 | 61 | 59 | 34 | 28 | 28 | 22 | 20 | 26 | 35 | 50 |

| | Abflußjahr (*) 2000 Jahr | Datum | Winter | Sommer | Kalenderjahr 2000 Jahr | Datum |
|---|---|---|---|---|---|---|
| NQ m³/s | 1.14 | am 27.06.2000 | 1.44 | 1.14 | 1.14 | am 27.06.2000 |
| MQ m³/s | 4.92 | | 7.71 | 2.15 | 4.72 | |
| HQ m³/s | 37.8 | am 10.03.2000 | 37.8 | 18.7 | 37.8 | am 10.03.2000 |
| Nq l/(s km²) | 3.55 | | 4.48 | 3.55 | 3.55 | |
| Mq l/(s km²) | 15.3 | | 24.0 | 6.71 | 14.7 | |
| Hq l/(s km²) | 118 | | 118 | 58.3 | 118 | |
| $h_N$ mm | | | | | | |
| $h_A$ mm | 483 | | 378 | 107 | 464 | |
| | 1936/2000 (*) 65 Jahre | | | | 1936/2000 | |
| NQ m³/s | 0.100 | am 29.01.1942 | 0.100 | 0.320 | 0.100 | am 29.01.1942 |
| MNQ m³/s | 0.998 | | 1.70 | 1.16 | 1.08 | |
| MQ m³/s | 4.68 | | 6.21 | 3.16 | 4.68 | |
| MHQ m³/s | 31.6 | | 29.4 | 18.2 | 31.8 | |
| HQ m³/s | 74.2 | am 13.04.1994 | 74.2 | 53.1 | 74.2 | am 13.04.1994 |
| $HQ_1$ m³/s | | | | | | |
| $HQ_5$ m³/s | | | | | | |
| MNq l/(s km²) | 3.11 | | 5.30 | 3.61 | 3.36 | |
| Mq l/(s km²) | 14.6 | | 19.3 | 9.84 | 14.6 | |
| MHq l/(s km²) | 98.4 | | 91.6 | 56.7 | 99.1 | |
| | 1936/2000 (*) 65 Jahre | | | | 1936/2000 | |
| $Mh_N$ mm | | | | | | |
| $Mh_A$ mm | 460 | | 304 | 156 | 461 | |

## Extremwerte

| | Niedrigwasser m³/s | l/(s km²) | Datum | Hochwasser m³/s | l/(s km²) | cm | Datum |
|---|---|---|---|---|---|---|---|
| 1 | 0.100 | 0.312 | 29.01.1942 + | 74.2 | 231 | | 13.04.1994 |
| 2 | 0.250 | 0.779 | 16.12.1959 | 56.3 | 175 | | 11.03.1981 |
| 3 | 0.320 | 0.997 | 11.09.1964 | 53.3 | 166 | | 01.04.1988 |
| 4 | 0.380 | 1.18 | 17.07.1943 | 53.1 | 165 | | 16.09.1998 |
| 5 | 0.420 | 1.31 | 11.10.1948 + | 51.7 | 161 | | 31.12.1978 |
| 6 | 0.430 | 1.34 | 07.07.1949 | 49.7 | 155 | | 11.08.1981 |
| 7 | 0.440 | 1.37 | 23.09.1949 + | 48.0 | 150 | | 24.12.1967 |
| 8 | 0.550 | 1.71 | 22.08.1976 + | 45.5 | 142 | | 06.01.1982 |
| 9 | 0.570 | 1.78 | 09.08.1952 | 44.8 | 140 | | 02.01.1987 |
| 10 | 0.590 | 1.84 | 10.10.1951 | 44.1 | 137 | | 04.03.1999 |

## Dauertabelle

| Unterschreitungsdauer in Tagen | Unterschrittene Abflüsse m³/s: Abfluß-jahr (*) 2000 | Kalender jahr 2000 | 1936/2000 65 Kalenderjahre Obere Hüllwerte | Mittlere Werte | Untere Hüllwerte |
|---|---|---|---|---|---|
| (365) | | | | | |
| 364 | 29.9 | 29.9 | 55.2 | 29.9 | 7.10 |
| 363 | 24.2 | 24.2 | 51.3 | 25.3 | 6.54 |
| 362 | 20.4 | 20.4 | 51.0 | 23.1 | 6.42 |
| 361 | 19.6 | 19.6 | 42.9 | 21.2 | 6.26 |
| 360 | 19.6 | 19.6 | 38.1 | 20.1 | 6.11 |
| 359 | 18.7 | 18.7 | 34.1 | 18.9 | 6.11 |
| 358 | 17.7 | 17.7 | 33.4 | 18.0 | 6.11 |
| 357 | 17.5 | 17.5 | 33.4 | 17.1 | 5.96 |
| 356 | 17.0 | 17.0 | 29.9 | 16.5 | 5.96 |
| 350 | 15.1 | 15.1 | 25.8 | 13.6 | 5.54 |
| 340 | 12.6 | 12.6 | 19.0 | 11.3 | 5.14 |
| 330 | 11.2 | 11.0 | 16.8 | 9.79 | 4.88 |
| 320 | 9.89 | 9.04 | 14.8 | 8.69 | 4.63 |
| 300 | 7.90 | 7.58 | 12.1 | 7.11 | 3.58 |
| 270 | 6.30 | 5.37 | 10.9 | 5.61 | 2.98 |
| 240 | 4.98 | 3.96 | 10.1 | 4.61 | 2.50 |
| 210 | 3.72 | 3.36 | 9.10 | 3.84 | 2.23 |
| 183 | 3.00 | 3.12 | 8.11 | 3.32 | 1.84 |
| 150 | 2.60 | 2.80 | 6.59 | 2.80 | 1.34 |
| 130 | 2.41 | 2.50 | 5.86 | 2.50 | 1.18 |
| 120 | 2.32 | 2.41 | 5.50 | 2.38 | 1.02 |
| 110 | 2.23 | 2.32 | 5.32 | 2.24 | 0.940 |
| 100 | 2.23 | 2.23 | 5.14 | 2.13 | 0.940 |
| 90 | 2.14 | 2.14 | 4.78 | 2.02 | 0.940 |
| 80 | 2.05 | 2.05 | 4.45 | 1.89 | 0.940 |
| 70 | 1.96 | 1.96 | 4.29 | 1.77 | 0.860 |
| 60 | 1.87 | 1.96 | 3.98 | 1.66 | 0.860 |
| 50 | 1.78 | 1.78 | 3.83 | 1.55 | 0.860 |
| 40 | 1.69 | 1.69 | 3.45 | 1.41 | 0.770 |
| 30 | 1.60 | 1.60 | 3.38 | 1.29 | 0.210 |
| 25 | 1.60 | 1.60 | 3.38 | 1.22 | 0.120 |
| 20 | 1.52 | 1.52 | 3.14 | 1.15 | 0.120 |
| 15 | 1.52 | 1.52 | 2.98 | 1.06 | 0.120 |
| 10 | 1.36 | 1.36 | 2.90 | 0.960 | 0.120 |
| 9 | 1.36 | 1.36 | 2.90 | 0.950 | 0.120 |
| 8 | 1.36 | 1.36 | 2.82 | 0.910 | 0.120 |
| 7 | 1.28 | 1.28 | 2.82 | 0.870 | 0.120 |
| 6 | 1.28 | 1.28 | 2.82 | 0.860 | 0.120 |
| 5 | 1.28 | 1.28 | 2.76 | 0.810 | 0.120 |
| 4 | 1.28 | 1.28 | 2.76 | 0.790 | 0.120 |
| 3 | 1.20 | 1.20 | 2.76 | 0.720 | 0.120 |
| 2 | 1.20 | 1.20 | 2.69 | 0.630 | 0.120 |
| 1 | 1.20 | 1.20 | 2.69 | 0.500 | 0.120 |
| 0 | 1.14 | 1.14 | 2.63 | 0.100 | 0.100 |

(*) Abflußjahr: 1.11. des Vorjahres bis 31.10.

8 Tage Randeis

$A_{Eo}$ : 40.9 km²
PNP :NN + 415.14 m
Lage: 0.5 km

# Q
m³/s

Pegel : Suhl Nr. 422201
Gewässer : Lauter
Gebiet : Werra

## Tageswerte

| Tag | 1999 Nov | 1999 Dez | 2000 Jan | Feb | Mrz | Apr | Mai | Jun | Jul | Aug | Sep | Okt | Nov | Dez |
|---|---|---|---|---|---|---|---|---|---|---|---|---|---|---|
| 1. | 0.350 | 0.900 | 0.830 | 5.30 | 3.10 | 1.68 | 0.690 | 0.350 | 0.400 | 0.270 | 0.300 | 0.350 | 0.570 | 0.570 |
| 2. | 0.690 | 1.08 | 0.760 | 4.87 | 2.98 | 1.58 | 0.760 | 0.350 | 0.350 | 0.510 | 0.570 | 0.400 | 0.630 | 0.630 |
| 3. | 0.450 | 1.18 | 0.830 | 4.03 | 3.10 | 1.58 | 0.630 | 0.350 | 0.400 | 0.350 | 0.450 | 0.350 | 0.630 | 0.570 |
| 4. | 0.350 | 1.18 | 0.990 | 3.49 | 2.86 | 1.68 | 0.570 | 0.400 | 0.350 | 0.300 | 0.300 | 0.350 | 0.690 | 0.570 |
| 5. | 0.350 | 1.18 | 1.48 | 2.98 | 2.50 | 1.58 | 0.570 | 0.350 | 0.570 | 0.270 | 0.270 | 0.350 | 0.630 | 0.570 |
| 6. | 0.350 | 0.990 | 1.48 | 2.62 | 2.38 | 1.48 | 0.570 | 0.350 | 0.350 | 0.270 | 0.350 | 0.450 | 0.630 | 0.570 |
| 7. | 0.350 | 1.38 | 1.48 | 2.62 | 2.26 | 1.38 | 0.830 | 0.350 | 0.350 | 0.400 | 0.760 | 0.450 | 0.570 | 0.570 |
| 8. | 0.510 | 1.58 | 1.48 | 2.98 | 5.01 | 1.28 | 0.630 | 0.300 | 0.400 | 0.300 | 0.510 | 0.350 | 0.570 | 0.510 |
| 9. | 0.570 | 1.58 | 1.48 | 3.49 | 9.43 | 1.28 | 0.630 | 0.300 | 0.350 | 0.300 | 0.450 | 0.450 | 0.570 | 0.510 |
| 10. | 2.14 | 1.79 | 1.48 | 3.10 | 7.73 | 1.18 | 0.570 | 0.270 | 0.510 | 0.350 | 0.450 | 0.510 | 0.510 | 0.630 |
| 11. | 2.62 | 1.79 | 1.38 | 2.86 | 5.75 | 1.08 | 0.570 | 0.270 | 0.400 | 0.300 | 0.400 | 0.400 | 0.510 | 0.630 |
| 12. | 1.79 | 3.23 | 1.38 | 2.38 | 4.59 | 1.18 | 0.510 | 0.270 | 0.350 | 0.270 | 0.400 | 0.400 | 0.510 | 0.830 |
| 13. | 1.38 | 3.49 | 1.28 | 2.26 | 3.75 | 1.08 | 0.510 | 0.270 | 0.300 | 0.270 | 0.570 | 0.400 | 0.630 | 0.760 |
| 14. | 1.18 | 3.10 | 1.18 | 1.90 | 4.31 | 1.08 | 0.510 | 0.270 | 0.510 | 0.240 | 0.450 | 0.400 | 0.690 | 0.990 |
| 15. | 0.990 | 2.38 | 1.08 | 2.14 | 4.45 | 0.990 | 0.510 | 0.300 | 0.570 | 0.240 | 0.400 | 0.400 | 0.630 | 1.28 |
| 16. | 0.830 | 1.90 | 0.990 | 2.14 | 4.17 | 0.900 | 0.510 | 0.300 | 0.400 | 0.270 | 0.570 | 0.400 | 0.510 | 1.18 |
| 17. | 0.760 | 1.58 | 1.08 | 1.90 | 3.75 | 0.830 | 0.510 | 0.270 | 0.350 | 0.270 | 0.630 | 0.400 | 0.570 | 1.18 |
| 18. | 0.830 | 1.48 | 1.38 | 1.79 | 3.75 | 0.830 | 0.690 | 0.270 | 0.350 | 0.270 | 0.450 | 0.400 | 0.570 | 1.08 |
| 19. | 0.830 | 1.28 | 1.18 | 1.79 | 3.62 | 1.28 | 0.570 | 0.270 | 0.350 | 0.350 | 0.400 | 0.450 | 0.570 | 0.990 |
| 20. | 0.830 | 1.08 | 1.18 | 1.68 | 3.36 | 0.900 | 0.570 | 0.240 | 0.350 | 0.450 | 0.400 | 0.450 | 0.570 | 0.900 |
| 21. | 0.760 | 0.990 | 1.28 | 1.48 | 2.98 | 0.830 | 0.450 | 0.240 | 0.300 | 0.400 | 0.630 | 0.400 | 0.570 | 0.830 |
| 22. | 0.690 | 0.900 | 1.18 | 1.38 | 2.62 | 0.830 | 0.570 | 0.240 | 0.300 | 0.690 | 0.510 | 0.400 | 0.570 | 0.760 |
| 23. | 0.630 | 0.830 | 1.08 | 1.28 | 2.38 | 0.830 | 0.450 | 0.270 | 0.300 | 0.350 | 0.450 | 0.400 | 0.510 | 0.760 |
| 24. | 0.690 | 0.830 | 0.990 | 1.48 | 2.14 | 0.830 | 0.450 | 0.350 | 0.350 | 0.300 | 0.450 | 0.400 | 0.510 | 0.690 |
| 25. | 0.690 | 1.38 | 0.900 | 2.74 | 2.02 | 0.830 | 0.450 | 0.300 | 0.400 | 0.300 | 0.450 | 0.400 | 0.510 | 0.690 |
| 26. | 0.760 | 1.28 | 0.900 | 2.50 | 1.90 | 0.760 | 0.450 | 0.300 | 0.350 | 0.300 | 0.450 | 0.450 | 0.510 | 0.630 |
| 27. | 0.690 | 1.28 | 0.900 | 2.50 | 1.68 | 0.760 | 0.400 | 0.300 | 0.300 | 0.270 | 0.400 | 0.570 | 0.630 | 0.630 |
| 28. | 0.760 | 1.18 | 0.900 | 2.38 | 1.58 | 0.690 | 0.400 | 0.270 | 0.450 | 0.270 | 0.400 | 0.690 | 0.760 | 0.630 |
| 29. | 0.830 | 1.08 | 1.18 | 2.62 | 1.38 | 0.690 | 0.450 | 0.300 | 0.350 | 0.270 | 0.400 | 0.510 | 0.630 | 0.570 |
| 30. | 0.830 | 0.990 | 2.98 | | 1.90 | 0.760 | 0.400 | 0.300 | 0.350 | 0.270 | 0.350 | 0.450 | 0.570 | 0.570 |
| 31. | | 0.900 | 4.03 | | 1.68 | | 0.400 | | 0.300 | 0.270 | | 0.690 | | 0.510 |

## Hauptwerte

| | 1999 Nov | 1999 Dez | 2000 Jan | Feb | Mrz | Apr | Mai | Jun | Jul | Aug | Sep | Okt | Nov | Dez |
|---|---|---|---|---|---|---|---|---|---|---|---|---|---|---|
| Tag | 1.+ | 23.+ | 2. | 23. | 29. | 28.+ | 27.+ | 20.+ | 13.+ | 14.+ | 5. | 1.+ | 10.+ | 8.+ |
| NQ | 0.350 | 0.830 | 0.760 | 1.28 | 1.38 | 0.690 | 0.400 | 0.240 | 0.300 | 0.240 | 0.270 | 0.350 | 0.510 | 0.510 |
| MQ | 0.849 | 1.48 | 1.31 | 2.58 | 3.39 | 1.09 | 0.541 | 0.299 | 0.378 | 0.321 | 0.452 | 0.434 | 0.584 | 0.735 |
| HQ | 3.89 | 3.89 | 5.75 | 6.81 | 11.3 | 2.50 | 6.65 | 2.74 | 2.86 | 4.73 | 2.86 | 1.28 | 2.02 | 1.79 |
| Tag | 10. | 13. | 30. | 25. | 9. | 30. | 7. | 5. | 1.+ | 2. | 7. | 6. | 28. | 15. |
| $h_N$ mm / $h_A$ mm | 54 | 97 | 86 | 158 | 222 | 69 | 35 | 19 | 25 | 21 | 29 | 28 | 37 | 48 |

| | 1950/1999 | | 1951/2000 | | | | | | | | | | | |
|---|---|---|---|---|---|---|---|---|---|---|---|---|---|---|
| Jahr | 1951 | 1953 | 1963 | 1963 | 1972 | 1959 | 1959 | 1959 + | 1994 | 1959 | 1951 | 1959 | 1951 | 1953 |
| NQ | 0.109 | 0.138 | 0.128 | 0.128 | 0.168 | 0.119 | 0.188 | 0.119 | 0.079 | 0.059 | 0.109 | 0.059 | 0.109 | 0.138 |
| MNQ | 0.457 | 0.586 | 0.586 | 0.612 | 0.696 | 0.808 | 0.501 | 0.391 | 0.366 | 0.318 | 0.328 | 0.353 | 0.450 | 0.588 |
| MQ | 0.844 | 1.20 | 1.14 | 1.09 | 1.38 | 1.47 | 0.787 | 0.668 | 0.589 | 0.467 | 0.531 | 0.651 | 0.816 | 1.19 |
| MHQ | 1.86 | 3.40 | 3.05 | 2.26 | 3.43 | 3.35 | 1.54 | 1.74 | 2.12 | 1.20 | 1.21 | 1.56 | 1.73 | 3.35 |
| HQ | 8.45 | 12.4 | 10.3 | 8.89 | 16.8 | 18.6 | 6.65 | 9.78 | 16.0 | 6.50 | 12.8 | 9.44 | 8.43 | 12.4 |
| Jahr | 1950 | 1965 | 1987 | 1997 | 1981 | 1994 | 2000 | 1966 | 1985 | 1999 | 1998 | 1960 | 1998 | 1965 |

| | 1950/1999 | | 1951/2000 | | | | | | | | | | | |
|---|---|---|---|---|---|---|---|---|---|---|---|---|---|---|
| $Mh_N$ mm / $Mh_A$ mm | 53 | 79 | 75 | 66 | 90 | 93 | 52 | 42 | 38 | 30 | 34 | 43 | 52 | 78 |

| | Abflußjahr (*) 2000 Jahr | Datum | Winter | Sommer | Kalenderjahr 2000 Jahr | Datum |
|---|---|---|---|---|---|---|
| NQ m³/s | 0.240 | am 20.06.2000 | 0.350 | 0.240 | 0.240 | am 20.06.2000 |
| MQ m³/s | 1.09 | | 1.78 | 0.405 | 1.00 | |
| HQ m³/s | 11.3 | am 09.03.2000 | 11.3 | 6.65 | 11.3 | am 09.03.2000 |
| Nq l/(s km²) | 5.87 | | 8.56 | 5.87 | 5.87 | |
| Mq l/(s km²) | 26.7 | | 43.6 | 9.90 | 24.6 | |
| Hq l/(s km²) | 276 | | 276 | 162 | 276 | |
| $h_N$ mm / $h_A$ mm | 840 | | 686 | 157 | 777 | |
| | 1951/2000 (*) 50 Jahre | | | | 1951/2000 | |
| NQ m³/s | 0.059 | am 08.08.1959 | 0.109 | 0.059 | 0.059 | am 08.08.1959 |
| MNQ m³/s | 0.215 | | 0.360 | 0.239 | 0.226 | |
| MQ m³/s | 0.900 | | 1.19 | 0.616 | 0.897 | |
| MHQ m³/s | 7.03 | | 6.34 | 3.79 | 7.21 | |
| HQ m³/s | 18.6 | am 13.04.1994 | 18.6 | 16.0 | 18.6 | am 13.04.1994 |
| $HQ_1$ m³/s | | | | | | |
| $HQ_5$ m³/s | | | | | | |
| MNq l/(s km²) | 5.26 | | 8.80 | 5.84 | 5.52 | |
| Mq l/(s km²) | 22.0 | | 29.1 | 15.1 | 21.9 | |
| MHq l/(s km²) | 172 | | 155 | 92.7 | 176 | |
| | 1951/2000 (*) 50 Jahre | | | | 1951/2000 | |
| $Mh_N$ mm / $Mh_A$ mm | 694 | | 458 | 239 | 694 | |

## Extremwerte

| | Niedrigwasser m³/s | l/(s km²) | Datum | Hochwasser m³/s | l/(s km²) | cm | Datum |
|---|---|---|---|---|---|---|---|
| 1 | 0.059 | 1.44 | 08.08.1959 + | 18.6 | 455 | | 13.04.1994 |
| 2 | 0.079 | 1.93 | 24.07.1994 + | 16.8 | 411 | | 11.03.1981 |
| 3 | 0.079 | 1.93 | 08.10.1971 + | 16.0 | 391 | | 06.07.1985 |
| 4 | 0.109 | 2.66 | 31.07.1952 + | 12.8 | 313 | | 15.09.1998 |
| 5 | 0.109 | 2.66 | 28.10.1951 + | 12.4 | 303 | | 18.12.1965 |
| 6 | 0.109 | 2.66 | 25.08.1951 + | 11.3 | 276 | | 09.03.2000 |
| 7 | 0.119 | 2.91 | 16.08.1973 + | 11.2 | 274 | | 24.12.1967 |
| 8 | 0.119 | 2.91 | 26.08.1965 + | 10.7 | 262 | | 29.07.1994 |
| 9 | 0.119 | 2.91 | 18.07.1964 + | 10.6 | 259 | | 20.04.1970 |
| 10 | 0.128 | 3.13 | 01.11.1962 + | 10.4 | 254 | | 18.03.1951 |

## Dauertabelle

| Unterschreitungsdauer in Tagen | Unterschrittene Abflüsse m³/s: Abfluß-jahr (*) 2000 | Kalender jahr 2000 | 1951/2000 50 Kalenderjahre: Obere Hüllwerte | Mittlere Werte | Untere Hüllwerte |
|---|---|---|---|---|---|
| (365) | | | | | |
| 364 | 7.73 | 7.73 | 18.6 | 6.30 | 1.28 |
| 363 | 5.75 | 5.75 | 15.9 | 5.16 | 1.28 |
| 362 | 5.30 | 5.30 | 10.2 | 4.45 | 1.27 |
| 361 | 5.01 | 5.01 | 10.1 | 3.98 | 1.27 |
| 360 | 4.87 | 4.87 | 8.20 | 3.64 | 1.27 |
| 359 | 4.59 | 4.59 | 8.15 | 3.55 | 1.27 |
| 358 | 4.45 | 4.45 | 7.71 | 3.36 | 1.12 |
| 357 | 4.31 | 4.31 | 7.33 | 3.25 | 1.12 |
| 356 | 4.17 | 4.17 | 6.57 | 3.05 | 1.12 |
| 350 | 3.62 | 3.62 | 4.78 | 2.52 | 1.12 |
| 340 | 3.10 | 3.10 | 3.59 | 2.09 | 0.958 |
| 330 | 2.74 | 2.62 | 3.00 | 1.84 | 0.958 |
| 320 | 2.38 | 2.14 | 2.76 | 1.59 | 0.810 |
| 300 | 1.79 | 1.58 | 2.49 | 1.31 | 0.701 |
| 270 | 1.38 | 1.18 | 1.99 | 1.02 | 0.504 |
| 240 | 1.08 | 0.830 | 1.29 | 0.899 | 0.504 |
| 210 | 0.900 | 0.690 | 1.29 | 0.781 | 0.375 |
| 183 | 0.690 | 0.630 | 1.10 | 0.662 | 0.375 |
| 150 | 0.510 | 0.570 | 1.10 | 0.563 | 0.247 |
| 130 | 0.510 | 0.510 | 1.10 | 0.510 | 0.227 |
| 120 | 0.450 | 0.450 | 0.958 | 0.494 | 0.227 |
| 110 | 0.450 | 0.450 | 0.958 | 0.450 | 0.227 |
| 100 | 0.450 | 0.450 | 0.958 | 0.435 | 0.227 |
| 90 | 0.400 | 0.450 | 0.929 | 0.405 | 0.227 |
| 80 | 0.400 | 0.400 | 0.929 | 0.385 | 0.217 |
| 70 | 0.400 | 0.400 | 0.929 | 0.346 | 0.217 |
| 60 | 0.400 | 0.400 | 0.929 | 0.336 | 0.188 |
| 50 | 0.350 | 0.350 | 0.929 | 0.306 | 0.158 |
| 40 | 0.350 | 0.350 | 0.781 | 0.296 | 0.158 |
| 30 | 0.350 | 0.350 | 0.781 | 0.267 | 0.158 |
| 25 | 0.300 | 0.300 | 0.781 | 0.240 | 0.138 |
| 20 | 0.300 | 0.300 | 0.781 | 0.227 | 0.138 |
| 15 | 0.300 | 0.300 | 0.781 | 0.207 | 0.099 |
| 10 | 0.300 | 0.300 | 0.771 | 0.198 | 0.099 |
| 9 | 0.300 | 0.300 | 0.771 | 0.178 | 0.099 |
| 8 | 0.300 | 0.300 | 0.771 | 0.178 | 0.099 |
| 7 | 0.300 | 0.300 | 0.771 | 0.163 | 0.099 |
| 6 | 0.300 | 0.300 | 0.771 | 0.158 | 0.099 |
| 5 | 0.270 | 0.270 | 0.771 | 0.148 | 0.099 |
| 4 | 0.270 | 0.270 | 0.771 | 0.148 | 0.099 |
| 3 | 0.270 | 0.270 | 0.771 | 0.128 | 0.099 |
| 2 | 0.270 | 0.270 | 0.771 | 0.128 | 0.099 |
| 1 | 0.270 | 0.270 | 0.771 | 0.119 | 0.099 |
| 0 | 0.240 | 0.240 | 0.504 | 0.059 | 0.059 |

(*) Abflußjahr: 1.11. des Vorjahres bis 31.10.

Seit 1.11.98 als Schreibpegelstation in Betrieb. Standortverlagerung gegenüber der LP-Staion Suhl/Lauter ca.200m nach oberhalb.
Neufestlegung PNP und Statistikfortschreibung Q

$A_{Eo}$ : 151 km²
PNP :NN + 344.07 m
Lage: 5.0 km oberhalb Mündung, rechts

# Q
m³/s

Pegel : Schwarza Nr. 422300
Gewässer : Schwarza
Gebiet : Werra

## Tageswerte

| Tag | 1999 Nov | 1999 Dez | 2000 Jan | Feb | Mrz | Apr | Mai | Jun | Jul | Aug | Sep | Okt | Nov | Dez |
|---|---|---|---|---|---|---|---|---|---|---|---|---|---|---|
| 1. | 0.610 | 1.71 | 1.51 | 9.95 | 6.72 | 4.02 | 1.17 | 0.720 | 0.330 | 0.720 | 0.650 | 0.720 | 1.15 | 1.23 |
| 2. | 1.09 | 1.81 | 1.42 | 9.06 | 6.31 | 3.88 | 1.17 | 0.720 | 0.610 | 1.31 | 1.15 | 0.720 | 1.23 | 1.23 |
| 3. | 0.860 | 1.81 | 1.42 | 7.80 | 6.58 | 3.62 | 1.09 | 0.660 | 0.720 | 0.930 | 1.15 | 0.650 | 1.31 | 1.23 |
| 4. | 0.720 | 1.91 | 1.91 | 6.99 | 6.31 | 3.36 | 1.09 | 0.930 | 0.510 | 0.930 | 0.930 | 0.590 | 1.40 | 1.23 |
| 5. | 0.660 | 1.81 | 3.49 | 6.18 | 5.50 | 2.84 | 1.09 | 0.720 | 0.610 | 0.720 | 0.720 | 0.590 | 1.31 | 1.23 |
| 6. | 0.660 | 1.71 | 3.49 | 5.50 | 5.23 | 2.58 | 1.01 | 0.660 | 0.460 | 0.720 | 0.720 | 0.790 | 1.31 | 1.23 |
| 7. | 0.610 | 2.23 | 3.49 | 5.64 | 4.83 | 2.34 | 1.71 | 0.660 | 0.460 | 1.15 | 2.39 | 0.860 | 1.31 | 1.15 |
| 8. | 0.930 | 2.58 | 3.49 | 5.64 | 8.22 | 2.23 | 1.42 | 0.610 | 0.720 | 1.07 | 1.77 | 0.790 | 1.23 | 1.15 |
| 9. | 1.09 | 2.58 | 3.62 | 5.91 | 17.3 | 2.12 | 1.51 | 0.560 | 0.560 | 0.790 | 1.49 | 0.860 | 1.23 | 1.15 |
| 10. | 3.62 | 2.71 | 3.62 | 5.50 | 17.5 | 2.01 | 1.33 | 0.560 | 1.09 | 0.790 | 1.31 | 0.930 | 1.15 | 1.23 |
| 11. | 5.37 | 2.71 | 3.36 | 5.10 | 12.4 | 1.91 | 1.25 | 0.560 | 0.660 | 1.07 | 1.23 | 0.860 | 1.07 | 1.31 |
| 12. | 3.49 | 5.10 | 3.10 | 4.29 | 10.2 | 2.01 | 1.17 | 0.560 | 0.660 | 0.790 | 1.15 | 0.790 | 1.07 | 1.49 |
| 13. | 2.58 | 5.77 | 2.84 | 4.02 | 8.64 | 1.81 | 1.09 | 0.510 | 0.610 | 0.720 | 1.58 | 0.790 | 1.15 | 1.31 |
| 14. | 2.23 | 5.10 | 2.71 | 3.49 | 9.50 | 1.81 | 1.01 | 0.510 | 0.790 | 0.650 | 1.15 | 0.720 | 1.31 | 1.58 |
| 15. | 1.91 | 3.88 | 2.45 | 3.88 | 11.2 | 1.71 | 1.01 | 0.660 | 0.930 | 0.790 | 1.00 | 0.720 | 1.40 | 2.39 |
| 16. | 1.71 | 2.97 | 2.23 | 4.15 | 9.95 | 1.61 | 0.930 | 0.610 | 0.720 | 0.930 | 1.15 | 0.720 | 1.15 | 2.17 |
| 17. | 1.61 | 2.45 | 2.34 | 3.88 | 8.50 | 1.51 | 0.930 | 0.560 | 0.610 | 0.650 | 1.49 | 0.650 | 1.23 | 2.07 |
| 18. | 1.51 | 2.12 | 3.23 | 3.62 | 9.06 | 1.51 | 0.860 | 0.560 | 0.610 | 0.590 | 1.15 | 0.720 | 1.15 | 1.97 |
| 19. | 1.42 | 1.81 | 3.10 | 3.62 | 8.92 | 1.81 | 0.930 | 0.560 | 0.560 | 0.720 | 1.07 | 0.790 | 1.15 | 1.87 |
| 20. | 1.33 | 1.61 | 2.84 | 3.49 | 8.22 | 1.51 | 1.09 | 0.510 | 0.610 | 1.00 | 1.07 | 0.860 | 1.15 | 1.67 |
| 21. | 1.25 | 1.42 | 3.10 | 2.97 | 7.25 | 1.42 | 0.930 | 0.460 | 0.560 | 1.49 | 1.40 | 0.720 | 1.07 | 1.49 |
| 22. | 1.17 | 1.33 | 2.84 | 2.84 | 6.31 | 1.42 | 0.930 | 0.510 | 0.510 | 1.67 | 1.40 | 0.720 | 1.15 | 1.40 |
| 23. | 1.17 | 1.17 | 2.71 | 2.58 | 5.64 | 1.33 | 0.930 | 0.510 | 0.460 | 1.07 | 1.23 | 0.720 | 1.15 | 1.31 |
| 24. | 1.17 | 1.17 | 2.34 | 2.97 | 5.37 | 1.33 | 0.860 | 0.660 | 0.610 | 0.930 | 1.15 | 0.720 | 1.07 | 1.31 |
| 25. | 1.25 | 2.12 | R 2.12 | 6.04 | 4.83 | 1.33 | 0.860 | 0.610 | 1.81 | 0.860 | 1.15 | 0.650 | 1.07 | 1.31 |
| 26. | 1.61 | 2.34 | R 2.01 | 6.31 | 4.42 | 1.33 | 0.860 | 0.510 | 1.25 | 0.790 | 1.07 | 0.720 | 1.07 | 1.31 |
| 27. | 1.61 | 2.58 | 1.91 | 5.77 | 4.29 | 1.25 | 0.720 | 0.410 | 1.01 | 0.790 | 1.00 | 0.790 | 1.15 | 1.31 |
| 28. | 1.61 | 2.23 | 1.81 | 5.50 | 4.29 | 1.25 | 0.720 | 0.310 | 1.33 | 0.790 | 0.860 | 1.31 | 1.40 | 1.23 |
| 29. | 1.71 | 1.91 | 2.12 | 5.91 | 3.88 | 1.17 | 0.790 | 0.310 | 0.860 | 0.720 | 0.720 | 1.00 | 1.23 | 1.15 |
| 30. | 1.61 | 1.71 | 7.12 | | 4.83 | 1.17 | 0.790 | 0.310 | 0.860 | 0.720 | 0.720 | 1.00 | 1.23 | 1.07 |
| 31. | | 1.61 | 7.94 | | 4.29 | | 0.790 | | 0.860 | 0.650 | | 1.31 | | 1.07 |
| Tag | 1.+ | 23.+ | 2.+ | 23. | 29. | 29.+ | 27.+ | 28.+ | 1. | 18. | 1. | 4.+ | 11.+ | 30.+ |
| NQ | 0.610 | 1.17 | 1.42 | 2.58 | 3.88 | 1.17 | 0.720 | 0.310 | 0.330 | 0.590 | 0.650 | 0.590 | 1.07 | 1.07 |
| MQ | 1.60 | 2.39 | 2.96 | 5.12 | 7.63 | 1.97 | 1.03 | 0.567 | 0.740 | 0.888 | 1.17 | 0.799 | 1.20 | 1.41 |
| HQ | 7.52 | 6.58 | 13.2 | 11.8 | 21.7 | 4.96 | 10.6 | 1.33 | 3.23 | 6.13 | 5.01 | 1.87 | 3.27 | 3.55 |
| Tag | 10. | 12. | 30. | 25. | 10. | 4. | 7. | 15. | 10. | 20. | 7. | 28. | 28. | 15. |
| $h_N$ mm / $h_A$ mm | 27 | 42 | 52 | 85 | 135 | 34 | 18 | 10 | 13 | 16 | 20 | 14 | 20 | 25 |

## Hauptwerte

| | 1949/1999 | | 1950/2000 (51 Jahre) | | | | | | | | | | | |
|---|---|---|---|---|---|---|---|---|---|---|---|---|---|---|
| Jahr | 1949 | 1953 | 1954 | 1972 | 1972 | 1960 | 1952 | 2000 | 1952 | 1952 | 1973 | 1991 | 1953 | 1953 |
| NQ | 0.220 | 0.230 | 0.170 | 0.400 | 0.330 | 0.800 | 0.650 | 0.310 | 0.220 | 0.220 | 0.280 | 0.260 | 0.310 | 0.230 |
| MNQ | 1.21 | 1.41 | 1.47 | 1.58 | 1.73 | 2.21 | 1.31 | 1.00 | 0.886 | 0.780 | 0.767 | 0.885 | 1.23 | 1.43 |
| MQ | 2.18 | 3.12 | 3.02 | 2.88 | 3.73 | 4.06 | 2.21 | 1.74 | 1.58 | 1.26 | 1.29 | 1.66 | 2.19 | 3.10 |
| MHQ | 5.64 | 8.41 | 8.31 | 6.60 | 9.98 | 9.30 | 5.22 | 5.81 | 5.51 | 4.55 | 4.52 | 4.67 | 5.69 | 8.40 |
| HQ | 21.5 | 24.6 | 24.1 | 20.6 | 43.6 | 46.8 | 13.4 | 23.6 | 20.0 | 28.8 | 31.8 | 30.0 | 21.5 | 24.6 |
| Jahr | 1977 | 1974 | 1987 | 1997 | 1981 | 1994 | 1965 | 1966 | 1966 | 1981 | 1998 | 1960 | 1977 | 1974 |
| $Mh_N$ mm / $Mh_A$ mm | 37 | 55 | 54 | 48 | 66 | 70 | 39 | 30 | 28 | 22 | 22 | 29 | 38 | 55 |

| | Abflußjahr (*) 2000 Jahr | Datum | Winter | Sommer | Kalenderjahr 2000 Jahr | Datum |
|---|---|---|---|---|---|---|
| NQ m³/s | 0.310 | am 28.06.2000 | 0.610 | 0.310 | 0.310 | am 28.06.2000 |
| MQ m³/s | 2.23 | | 3.62 | 0.866 | 2.12 | |
| HQ m³/s | 21.7 | am 10.03.2000 | 21.7 | 10.6 | 21.7 | am 10.03.2000 |
| Nq l/(s km²) | 2.05 | | 4.04 | 2.05 | 2.05 | |
| Mq l/(s km²) | 14.8 | | 23.9 | 5.74 | 14.0 | |
| Hq l/(s km²) | 144 | | 144 | 70.2 | 144 | |
| $h_N$ mm / $h_A$ mm | 466 | | 376 | 91 | 444 | |
| | 1950/2000 (*) 51 Jahre | | | | 1950/2000 | |
| NQ m³/s | 0.170 | am 09.01.1954 | 0.170 | 0.220 | 0.170 | am 09.01.1954 |
| MNQ m³/s | 0.505 | | 0.874 | 0.578 | 0.536 | |
| MQ m³/s | 2.39 | | 3.17 | 1.62 | 2.39 | |
| MHQ m³/s | 17.8 | | 16.3 | 10.5 | 18.1 | |
| HQ m³/s | 46.8 | am 13.04.1994 | 46.8 | 31.8 | 46.8 | am 13.04.1994 |
| $HQ_1$ m³/s | | | | | | |
| $HQ_5$ m³/s | | | | | | |
| MNq l/(s km²) | 3.34 | | 5.79 | 3.83 | 3.55 | |
| Mq l/(s km²) | 15.8 | | 21.0 | 10.7 | 15.8 | |
| MHq l/(s km²) | 118 | | 108 | 69.5 | 120 | |
| | 1950/2000 (*) 51 Jahre | | | | 1950/2000 | |
| $Mh_N$ mm / $Mh_A$ mm | 499 | | 330 | 170 | 500 | |

## Extremwerte

| | Niedrigwasser m³/s | l/(s km²) | Datum | Hochwasser m³/s | l/(s km²) | cm | Datum |
|---|---|---|---|---|---|---|---|
| 1 | 0.170 | 1.12 | 09.01.1954 + | 46.8 | 310 | | 13.04.1994 |
| 2 | 0.220 | 1.46 | 11.07.1952 + | 43.6 | 289 | | 10.03.1981 |
| 3 | 0.220 | 1.46 | 01.11.1949 + | 31.8 | 210 | | 15.09.1998 |
| 4 | 0.260 | 1.72 | 15.10.1991 + | 30.0 | 199 | | 13.10.1960 |
| 5 | 0.270 | 1.79 | 26.08.1962 | 28.8 | 191 | | 10.08.1981 |
| 6 | 0.280 | 1.85 | 04.09.1973 + | 25.1 | 166 | | 01.04.1988 |
| 7 | 0.310 | 2.05 | 28.06.2000 + | 24.6 | 163 | | 08.12.1974 |
| 8 | 0.310 | 2.05 | 26.09.1997 + | 24.5 | 162 | | 31.03.1962 |
| 9 | 0.310 | 2.05 | 04.10.1959 + | 24.2 | 160 | | 24.12.1967 |
| 10 | 0.330 | 2.18 | 26.08.1971 + | 24.1 | 160 | | 02.01.1987 |

## Dauertabelle

| Unterschreitungsdauer in Tagen | Unterschrittene Abflüsse m³/s: Abflußjahr (*) 2000 | Kalenderjahr 2000 | 1950/2000 51 Kalenderjahre: Obere Hüllwerte | Mittlere Werte | Untere Hüllwerte |
|---|---|---|---|---|---|
| (365) | | | | | |
| 364 | 17.3 | 17.3 | 39.6 | 15.5 | 4.22 |
| 363 | 12.4 | 12.4 | 36.4 | 13.4 | 4.15 |
| 362 | 11.2 | 11.2 | 25.8 | 12.4 | 4.15 |
| 361 | 10.2 | 10.2 | 20.4 | 11.6 | 4.08 |
| 360 | 10.2 | 10.2 | 19.8 | 10.8 | 3.94 |
| 359 | 9.95 | 9.95 | 16.6 | 10.1 | 3.94 |
| 358 | 9.50 | 9.50 | 16.2 | 9.60 | 3.94 |
| 357 | 9.50 | 9.50 | 14.5 | 9.13 | 3.80 |
| 356 | 9.06 | 9.06 | 13.6 | 8.69 | 3.76 |
| 350 | 7.94 | 7.94 | 12.3 | 7.12 | 3.27 |
| 340 | 6.31 | 6.31 | 11.1 | 5.92 | 2.90 |
| 330 | 5.64 | 5.64 | 9.85 | 5.14 | 2.79 |
| 320 | 5.10 | 4.42 | 8.77 | 4.50 | 2.44 |
| 300 | 3.88 | 3.62 | 6.35 | 3.63 | 1.71 |
| 270 | 2.71 | 2.12 | 4.80 | 2.86 | 1.44 |
| 240 | 1.91 | 1.51 | 3.67 | 2.31 | 1.22 |
| 210 | 1.58 | 1.33 | 3.32 | 1.93 | 1.10 |
| 183 | 1.31 | 1.23 | 3.17 | 1.68 | 0.960 |
| 150 | 1.09 | 1.09 | 2.90 | 1.39 | 0.750 |
| 130 | 1.00 | 1.01 | 2.64 | 1.25 | 0.570 |
| 120 | 0.930 | 1.00 | 2.64 | 1.18 | 0.560 |
| 110 | 0.930 | 0.930 | 2.40 | 1.10 | 0.560 |
| 100 | 0.860 | 0.860 | 2.28 | 1.03 | 0.520 |
| 90 | 0.860 | 0.860 | 2.17 | 0.970 | 0.520 |
| 80 | 0.790 | 0.790 | 2.07 | 0.910 | 0.470 |
| 70 | 0.790 | 0.790 | 1.91 | 0.850 | 0.470 |
| 60 | 0.790 | 0.790 | 1.80 | 0.790 | 0.430 |
| 50 | 0.720 | 0.720 | 1.55 | 0.730 | 0.430 |
| 40 | 0.650 | 0.650 | 1.52 | 0.680 | 0.390 |
| 30 | 0.610 | 0.610 | 1.44 | 0.620 | 0.350 |
| 25 | 0.590 | 0.590 | 1.44 | 0.580 | 0.350 |
| 20 | 0.590 | 0.590 | 1.40 | 0.540 | 0.350 |
| 15 | 0.560 | 0.560 | 1.40 | 0.510 | 0.310 |
| 10 | 0.560 | 0.560 | 1.33 | 0.470 | 0.310 |
| 9 | 0.510 | 0.510 | 1.33 | 0.450 | 0.310 |
| 8 | 0.510 | 0.510 | 1.33 | 0.420 | 0.270 |
| 7 | 0.510 | 0.510 | 1.33 | 0.410 | 0.270 |
| 6 | 0.510 | 0.510 | 1.26 | 0.410 | 0.260 |
| 5 | 0.460 | 0.460 | 1.26 | 0.400 | 0.230 |
| 4 | 0.410 | 0.410 | 1.26 | 0.370 | 0.230 |
| 3 | 0.330 | 0.330 | 1.26 | 0.350 | 0.200 |
| 2 | 0.330 | 0.330 | 1.26 | 0.340 | 0.200 |
| 1 | 0.330 | 0.330 | 1.26 | 0.330 | 0.200 |
| 0 | 0.310 | 0.310 | 1.19 | 0.170 | 0.170 |

(*) Abflußjahr: 1.11. des Vorjahres bis 31.10.

Durchflußdaten in mittleren Abflußverhältnissen durch Überleitung mit Stollen in Fremdeinzugsgebiet (Unstrutgebiet - TS Schmalwasser) seit 1985 beeinflußt.
2 Tage Randeis

$A_{Eo}$ : 153 km²
PNP :NN + 268.58 m
Lage: 3.0 km oberhalb Mündung, rechts

Q
m³/s

Pegel : Mittelschmalkalden Nr. 424000
Gewässer : Schmalkalde
Gebiet : Werra

## Tageswerte

| Tag | 1999 Nov | 1999 Dez | 2000 Jan | Feb | Mrz | Apr | Mai | Jun | Jul | Aug | Sep | Okt | Nov | Dez |
|---|---|---|---|---|---|---|---|---|---|---|---|---|---|---|
| 1. | 0.400 | 2.25 | 2.39 | 9.97 | 7.45 | 3.55 | 0.820 | 0.530 | 0.460 | 0.400 | 0.530 | 0.740 | 0.980 | 0.820 |
| 2. | 0.900 | 2.39 | 2.25 | 8.68 | 6.85 | 3.25 | 0.820 | 0.460 | 0.460 | 0.600 | 0.740 | 0.740 | 1.06 | 0.820 |
| 3. | 0.980 | 2.39 | 2.12 | 7.30 | 6.55 | 3.10 | 0.740 | 0.460 | 0.670 | 0.460 | 1.15 | 0.670 | 1.15 | 0.820 |
| 4. | 0.670 | 2.25 | 2.67 | 6.40 | 6.25 | 3.25 | 0.670 | 0.670 | 0.400 | 0.460 | 0.820 | 0.670 | 1.25 | 0.820 |
| 5. | 0.600 | 2.12 | 4.60 | 5.80 | 5.35 | 2.67 | 0.600 | 0.670 | 0.460 | 0.400 | 0.600 | 0.600 | 1.15 | 0.820 |
| 6. | 0.600 | 1.88 | 4.75 | 5.35 | 4.75 | 2.39 | 0.600 | 0.670 | 0.360 | 0.360 | 0.670 | 0.740 | 1.25 | 0.740 |
| 7. | 0.530 | 2.25 | 4.60 | 5.20 | 4.45 | 2.12 | 0.820 | 0.740 | 0.400 | 0.600 | 2.39 | 0.670 | 1.25 | 0.740 |
| 8. | 0.980 | 3.40 | 4.45 | 4.90 | 6.25 | 2.00 | 0.820 | 0.600 | 0.820 | 0.460 | 1.77 | 0.670 | 1.15 | 0.740 |
| 9. | 0.980 | 3.55 | 4.45 | 5.05 | 9.97 | 1.88 | 1.25 | 0.530 | 0.530 | 0.400 | 1.35 | 0.820 | 1.06 | 0.670 |
| 10. | 4.75 | 3.25 | 4.30 | 4.60 | 10.5 | 1.77 | 0.820 | 0.530 | 0.820 | 0.400 | 1.15 | 0.900 | 0.980 | 0.740 |
| 11. | 6.70 | 3.10 | 4.00 | 4.30 | 9.00 | 1.68 | 0.740 | 0.530 | 0.600 | 0.400 | 0.980 | 0.820 | 0.900 | 0.820 |
| 12. | 4.30 | 4.60 | 3.55 | 3.85 | 7.60 | 1.77 | 0.600 | 0.530 | 0.460 | 0.320 | 0.900 | 0.740 | 0.900 | 0.900 |
| 13. | 3.10 | 4.45 | 3.10 | 3.70 | 6.70 | 1.68 | 0.600 | 0.460 | 0.400 | 0.320 | 1.68 | 0.670 | 0.980 | 0.900 |
| 14. | 2.53 | 4.45 | 2.81 | 3.10 | 7.30 | 1.46 | 0.600 | 0.400 | 0.670 | 0.360 | 0.980 | 0.670 | 1.25 | 1.15 |
| 15. | 2.12 | 4.00 | 2.53 | 3.55 | 7.75 | 1.46 | 0.600 | 0.460 | 0.980 | 0.360 | 0.820 | 0.670 | 1.46 | 1.68 |
| 16. | 1.88 | 3.40 | 2.25 | 4.30 | 7.90 | 1.35 | 0.600 | 0.400 | 0.670 | 0.360 | 0.980 | 0.670 | 1.06 | 1.77 |
| 17. | 1.68 | 2.95 | 2.25 | 4.15 | 7.60 | 1.25 | 0.600 | 0.400 | 0.600 | 0.290 | 1.68 | 0.600 | 1.15 | 1.77 |
| 18. | 1.57 | 2.67 | 3.10 | 3.85 | 8.68 | 1.25 | 0.600 | 0.360 | 0.460 | 0.290 | 1.35 | 0.600 | 1.06 | 1.68 |
| 19. | 1.46 | 2.39 | 3.10 | 4.00 | 9.32 | 1.68 | 0.600 | 0.360 | 0.460 | 0.360 | 1.15 | 0.670 | 1.06 | 1.57 |
| 20. | 1.25 | 2.12 | 2.95 | 3.85 | 8.52 | 1.25 | 0.820 | 0.360 | 0.400 | 1.25 | 1.06 | 0.670 | 1.06 | 1.46 |
| 21. | 1.15 | 1.88 | 3.40 | 3.40 | 7.45 | 1.15 | 0.600 | 0.360 | 0.360 | 1.77 | 1.46 | 0.600 | 0.980 | 1.35 |
| 22. | 1.06 | 1.77 | 3.10 | 3.10 | 6.40 | 1.15 | 0.740 | 0.360 | 0.360 | 1.46 | 1.46 | 0.530 | 0.900 | 1.15 |
| 23. | 1.06 | 1.68 | 2.81 | 2.81 | 5.50 | 1.06 | 0.600 | 0.360 | 0.360 | 0.980 | 1.25 | 0.530 | 0.820 | 1.06 |
| 24. | 1.15 | 1.57 | 2.39 | 3.10 | 4.75 | 1.06 | 0.600 | 0.460 | 0.600 | 0.820 | 1.25 | 0.530 | 0.820 | 1.06 |
| 25. | 1.46 | 2.67 | 2.00 | 6.70 | 4.15 | 0.980 | 0.600 | 0.400 | 1.15 | 0.670 | 1.15 | 0.530 | 0.820 | 1.15 |
| 26. | 1.88 | 3.40 | 1.88 | 7.15 | 3.85 | 0.900 | 0.600 | 0.400 | 0.670 | 0.600 | 1.06 | 0.530 | 0.820 | 1.06 |
| 27. | 2.12 | 3.70 | 1.88 | 6.40 | 3.55 | 0.900 | 0.530 | 0.360 | 0.530 | 0.600 | 0.980 | 0.600 | 0.820 | 1.15 |
| 28. | 2.12 | 3.25 | 1.77 | 6.25 | 3.25 | 0.980 | 0.530 | 0.320 | 0.670 | 0.530 | 0.900 | 1.25 | 0.980 | 0.980 |
| 29. | 2.25 | 2.95 | 2.39 | 6.85 | 2.81 | 0.900 | 0.530 | 0.320 | 0.600 | 0.460 | 0.820 | 0.900 | 0.900 | 0.900 |
| 30. | 2.12 | 2.67 | 6.40 | | 3.70 | 0.980 | 0.600 | 0.320 | 0.530 | 0.460 | 0.820 | 0.900 | 0.820 | 0.820 |
| 31. | | 2.53 | 8.20 | | 3.70 | | 0.670 | | 0.530 | 0.460 | | 1.06 | | 0.820 |

## Hauptwerte

| | 1999 Nov | 1999 Dez | 2000 Jan | Feb | Mrz | Apr | Mai | Jun | Jul | Aug | Sep | Okt | Nov | Dez |
|---|---|---|---|---|---|---|---|---|---|---|---|---|---|---|
| Tag | 1. | 24. | 28. | 23. | 29. | 26.+ | 27.+ | 28.+ | 6.+ | 17.+ | 1. | 22.+ | 23.+ | 9. |
| NQ | 0.400 | 1.57 | 1.77 | 2.81 | 2.81 | 0.900 | 0.530 | 0.320 | 0.360 | 0.290 | 0.530 | 0.530 | 0.820 | 0.670 |
| MQ | 1.81 | 2.84 | 3.30 | 5.09 | 6.38 | 1.70 | 0.675 | 0.459 | 0.562 | 0.570 | 1.13 | 0.708 | 1.03 | 1.06 |
| HQ | 9.32 | 5.50 | 9.97 | 10.1 | 12.5 | 4.75 | 4.30 | 1.57 | 3.70 | 9.16 | 4.60 | 1.68 | 2.12 | 2.00 |
| Tag | 10.+ | 12. | 31. | 1. | 10. | 4. | 7. | 5. | 25. | 20. | 13. | 28. | 14. | 15. |
| $h_N$ mm / $h_A$ mm | 31 | 50 | 58 | 83 | 112 | 29 | 12 | 8 | 10 | 10 | 19 | 12 | 17 | 18 |

| | 1955/1999 | | 1956/2000 (45 Jahre) | | | | | | | | | | | |
|---|---|---|---|---|---|---|---|---|---|---|---|---|---|---|
| Jahr | 1985 | 1986 | 1963 | 1963 | 1963 | 1974 | 1974 | 2000 | 1976 | 1976 + | 1982 | 1985 | 1985 | 1986 |
| NQ | 0.230 | 0.170 | 0.270 | 0.260 | 0.280 | 0.700 | 0.520 | 0.320 | 0.270 | 0.220 | 0.260 | 0.230 | 0.230 | 0.170 |
| MNQ | 0.996 | 1.26 | 1.37 | 1.50 | 1.63 | 1.89 | 1.17 | 0.908 | 0.779 | 0.676 | 0.632 | 0.735 | 0.984 | 1.24 |
| MQ | 1.90 | 2.95 | 2.80 | 2.87 | 3.44 | 3.50 | 1.98 | 1.72 | 1.46 | 1.22 | 1.12 | 1.44 | 1.89 | 2.90 |
| MHQ | 4.90 | 9.04 | 7.81 | 6.86 | 8.76 | 8.29 | 4.81 | 6.01 | 5.15 | 5.61 | 3.82 | 4.24 | 4.92 | 8.80 |
| HQ | 17.5 | 34.0 | 31.9 | 25.9 | 40.2 | 43.7 | 15.1 | 29.8 | 25.0 | 103 | 23.1 | 29.0 | 17.5 | 34.0 |
| Jahr | 1992 | 1967 | 1982 | 1957 | 1981 | 1994 | 1997 | 1958 | 1956 | 1981 | 1998 | 1960 | 1992 | 1967 |
| $Mh_N$ mm / $Mh_A$ mm | 32 | 52 | 49 | 47 | 60 | 59 | 35 | 29 | 26 | 21 | 19 | 25 | 32 | 51 |

| | Abflußjahr (*) 2000 Jahr | Datum | Winter | Sommer | Kalenderjahr 2000 Jahr | Datum |
|---|---|---|---|---|---|---|
| NQ m³/s | 0.290 | am 17.08.2000 | 0.400 | 0.290 | 0.290 | am 17.08.2000 |
| MQ m³/s | 2.10 | | 3.52 | 0.683 | 1.88 | |
| HQ m³/s | 12.5 | am 10.03.2000 | 12.5 | 9.16 | 12.5 | am 10.03.2000 |
| Nq l/(s km²) | 1.90 | | 2.61 | 1.90 | 1.90 | |
| Mq l/(s km²) | 13.7 | | 23.0 | 4.46 | 12.3 | |
| Hq l/(s km²) | 81.7 | | 81.7 | 59.9 | 81.7 | |
| $h_N$ mm / $h_A$ mm | 432 | | 362 | 71 | 388 | |
| | 1956/2000 (*) 45 Jahre | | | | 1956/2000 | |
| NQ m³/s | 0.170 | am 04.12.1986 | 0.170 | 0.220 | 0.170 | am 04.12.1986 |
| MNQ m³/s | 0.430 | | 0.750 | 0.507 | 0.480 | |
| MQ m³/s | 2.20 | | 2.91 | 1.49 | 2.19 | |
| MHQ m³/s | 19.8 | | 16.3 | 12.3 | 20.3 | |
| HQ m³/s | 103 | am 10.08.1981 | 43.7 | 103 | 103 | am 10.08.1981 |
| $HQ_1$ m³/s | | | | | | |
| $HQ_5$ m³/s | | | | | | |
| MNq l/(s km²) | 2.81 | | 4.90 | 3.31 | 3.14 | |
| Mq l/(s km²) | 14.4 | | 19.0 | 9.74 | 14.3 | |
| MHq l/(s km²) | 129 | | 106 | 80.4 | 133 | |
| | 1956/2000 (*) 45 Jahre | | | | 1956/2000 | |
| $Mh_N$ mm / $Mh_A$ mm | 453 | | 299 | 155 | 453 | |

## Extremwerte

| | Niedrigwasser m³/s | l/(s km²) | Datum | Hochwasser m³/s | l/(s km²) | cm | Datum |
|---|---|---|---|---|---|---|---|
| 1 | 0.170 | 1.11 | 04.12.1986 + | 103 | 673 | | 10.08.1981 |
| 2 | 0.220 | 1.44 | 08.08.1995 | 43.7 | 286 | | 13.04.1994 |
| 3 | 0.220 | 1.44 | 13.08.1976 | 40.2 | 263 | | 11.03.1981 |
| 4 | 0.230 | 1.50 | 31.10.1985 + | 34.0 | 222 | | 24.12.1967 |
| 5 | 0.240 | 1.57 | 05.10.1971 + | 31.9 | 208 | | 06.01.1982 |
| 6 | 0.260 | 1.70 | 18.09.1982 + | 30.5 | 199 | | 30.12.1986 |
| 7 | 0.260 | 1.70 | 26.02.1963 + | 30.4 | 199 | | 20.04.1983 |
| 8 | 0.280 | 1.83 | 04.09.1964 | 29.8 | 195 | | 28.06.1958 |
| 9 | 0.290 | 1.90 | 17.08.2000 + | 29.0 | 190 | | 17.10.1960 |
| 10 | | | | 26.4 | 172 | | 08.12.1974 |

## Dauertabelle

| Unterschreitungsdauer in Tagen | Unterschrittene Abflüsse m³/s: Abfluß-jahr (*) 2000 | Kalender jahr 2000 | 1956/2000 (45 Kalenderjahre) Obere Hüllwerte | Mittlere Werte | Untere Hüllwerte |
|---|---|---|---|---|---|
| (365) | | | | | |
| 364 | 10.5 | 10.5 | 64.8 | 15.7 | 3.87 |
| 363 | 9.97 | 9.97 | 60.0 | 13.5 | 3.87 |
| 362 | 9.32 | 9.32 | 35.5 | 11.8 | 3.87 |
| 361 | 9.00 | 9.00 | 31.9 | 10.7 | 3.86 |
| 360 | 9.00 | 9.00 | 28.3 | 9.96 | 3.86 |
| 359 | 8.68 | 8.68 | 27.5 | 9.29 | 3.74 |
| 358 | 8.52 | 8.52 | 17.5 | 8.81 | 3.62 |
| 357 | 8.20 | 8.20 | 15.5 | 8.50 | 3.62 |
| 356 | 7.90 | 7.90 | 14.8 | 8.02 | 3.62 |
| 350 | 7.45 | 7.45 | 12.4 | 6.56 | 3.14 |
| 340 | 6.55 | 6.55 | 8.63 | 5.37 | 2.33 |
| 330 | 5.20 | 5.05 | 6.78 | 4.62 | 2.09 |
| 320 | 4.60 | 4.45 | 6.02 | 4.10 | 1.62 |
| 300 | 3.85 | 3.40 | 5.42 | 3.33 | 1.38 |
| 270 | 2.95 | 2.12 | 4.37 | 2.61 | 1.15 |
| 240 | 2.25 | 1.35 | 3.60 | 2.13 | 1.08 |
| 210 | 1.57 | 1.15 | 3.05 | 1.77 | 0.940 |
| 183 | 1.15 | 0.980 | 2.70 | 1.50 | 0.800 |
| 150 | 0.900 | 0.900 | 2.50 | 1.24 | 0.630 |
| 130 | 0.740 | 0.820 | 2.30 | 1.09 | 0.570 |
| 120 | 0.740 | 0.740 | 2.30 | 1.03 | 0.550 |
| 110 | 0.740 | 0.740 | 2.11 | 0.960 | 0.500 |
| 100 | 0.670 | 0.670 | 2.03 | 0.910 | 0.500 |
| 90 | 0.670 | 0.670 | 1.94 | 0.850 | 0.500 |
| 80 | 0.670 | 0.670 | 1.85 | 0.790 | 0.450 |
| 70 | 0.600 | 0.600 | 1.76 | 0.740 | 0.450 |
| 60 | 0.600 | 0.600 | 1.67 | 0.680 | 0.450 |
| 50 | 0.530 | 0.530 | 1.58 | 0.630 | 0.380 |
| 40 | 0.530 | 0.530 | 1.50 | 0.570 | 0.320 |
| 30 | 0.460 | 0.460 | 1.38 | 0.530 | 0.300 |
| 25 | 0.460 | 0.460 | 1.34 | 0.510 | 0.290 |
| 20 | 0.400 | 0.400 | 1.34 | 0.470 | 0.280 |
| 15 | 0.400 | 0.400 | 1.34 | 0.430 | 0.280 |
| 10 | 0.400 | 0.400 | 1.34 | 0.390 | 0.280 |
| 9 | 0.400 | 0.400 | 1.34 | 0.390 | 0.280 |
| 8 | 0.400 | 0.400 | 1.34 | 0.380 | 0.280 |
| 7 | 0.360 | 0.360 | 1.34 | 0.370 | 0.280 |
| 6 | 0.360 | 0.360 | 1.34 | 0.370 | 0.280 |
| 5 | 0.360 | 0.360 | 1.34 | 0.370 | 0.280 |
| 4 | 0.360 | 0.360 | 1.34 | 0.340 | 0.260 |
| 3 | 0.360 | 0.360 | 1.34 | 0.330 | 0.260 |
| 2 | 0.320 | 0.320 | 1.34 | 0.300 | 0.230 |
| 1 | 0.320 | 0.320 | 1.34 | 0.280 | 0.230 |
| 0 | 0.290 | 0.290 | 1.23 | 0.170 | 0.170 |

(*) Abflußjahr: 1.11. des Vorjahres bis 31.10.

$A_{Eo}$ : 214 km²
PNP :NN + 233.02 m
Lage: 2.0 km oberhalb Mündung, rechts

# Q
m³/s

Pegel : Dorndorf 2 Nr. 426000
Gewässer : Felda
Gebiet : Werra

## Tageswerte

| Tag | 1999 Nov | 1999 Dez | 2000 Jan | Feb | Mrz | Apr | Mai | Jun | Jul | Aug | Sep | Okt | Nov | Dez |
|---|---|---|---|---|---|---|---|---|---|---|---|---|---|---|
| 1. | 0.620 | 0.840 | 1.90 | 6.59 | 7.37 | 3.54 | 4.66 | 1.24 | 0.840 | 0.960 | 0.670 | 0.960 | 1.74 | 1.74 |
| 2. | 0.720 | 0.780 | 1.90 | 5.22 | 6.72 | 3.27 | 3.14 | 1.16 | 1.02 | 1.02 | 1.16 | 0.960 | 1.90 | 1.66 |
| 3. | 1.02 | 0.780 | 1.82 | 4.66 | 6.59 | 3.14 | 2.64 | 1.09 | 1.09 | 1.02 | 1.16 | 0.900 | 1.82 | 1.58 |
| 4. | 0.720 | 0.900 | 2.20 | 4.24 | 8.34 | 3.40 | 2.30 | 1.24 | 0.840 | 0.900 | 0.960 | 0.900 | 1.90 | 1.52 |
| 5. | 0.620 | 0.900 | 6.06 | 4.10 | 6.46 | 3.14 | 2.20 | 1.24 | 0.900 | 0.840 | 0.840 | 0.900 | 1.66 | 1.46 |
| 6. | 0.620 | 0.900 | 4.10 | 3.54 | 5.78 | 2.76 | 2.10 | 1.16 | 0.780 | 0.780 | 0.780 | 0.960 | 1.58 | 1.40 |
| 7. | 0.670 | 1.24 | 3.14 | 3.40 | 5.78 | 2.52 | 2.00 | 1.09 | 0.780 | 0.840 | 1.24 | 0.900 | 1.58 | 1.32 |
| 8. | 0.670 | 2.20 | 3.01 | 3.27 | 6.98 | 2.40 | 1.90 | 1.02 | 1.09 | 0.840 | 1.16 | 0.900 | 1.46 | 1.40 |
| 9. | 0.670 | 1.58 | 3.14 | 3.54 | 9.65 | 2.52 | 1.90 | 1.02 | 0.900 | 0.900 | 0.960 | 1.02 | 1.40 | 1.32 |
| 10. | 0.840 | 1.52 | 3.14 | 3.14 | 8.62 | 2.40 | 1.82 | 1.09 | 1.02 | 0.780 | 0.840 | 1.24 | 1.32 | 1.32 |
| 11. | 1.32 | 1.32 | 2.64 | 3.54 | 7.78 | 2.30 | 1.74 | 1.24 | 0.900 | 1.02 | 0.780 | 1.32 | 1.24 | 1.82 |
| 12. | 0.960 | 3.82 | 2.30 | 3.14 | 7.50 | 2.52 | 1.66 | 1.09 | 0.900 | 0.780 | 0.780 | 1.40 | 1.32 | 2.10 |
| 13. | 0.780 | 4.52 | 2.10 | 3.14 | 6.46 | 2.88 | 1.66 | 1.02 | 0.840 | 0.720 | 1.02 | 1.16 | 1.52 | 2.10 |
| 14. | 0.720 | 3.82 | 1.90 | 3.01 | 6.98 | 2.40 | 1.58 | 0.960 | 0.900 | 0.670 | 1.02 | 1.09 | 2.00 | 3.14 |
| 15. | 0.720 | 2.76 | 1.74 | 3.82 | 11.0 | 2.40 | 1.52 | 0.960 | 1.58 | 0.670 | 0.900 | 1.02 | 2.76 | 5.36 |
| 16. | 0.670 | 2.00 | 1.66 | 6.20 | 8.62 | 2.40 | 1.52 | 1.02 | 1.32 | 0.670 | 0.960 | 0.960 | 2.10 | 4.66 |
| 17. | 0.620 | 1.66 | 1.66 | 4.94 | 7.64 | 2.30 | 1.46 | 0.960 | 0.960 | 0.670 | 1.58 | 0.900 | 1.82 | 3.14 |
| 18. | 0.670 | 1.66 | 2.30 | 4.10 | 9.50 | 2.20 | 1.46 | 0.900 | 0.900 | 0.670 | 1.32 | 0.960 | 1.90 | 2.52 |
| 19. | 0.620 | 1.58 | 2.64 | 5.64 | 9.65 | 2.20 | 1.46 | 0.900 | 0.840 | 0.720 | 1.09 | 0.960 | 1.82 | 2.20 |
| 20. | 0.620 | 1.46 | 2.10 | 5.92 | 7.64 | 2.10 | 1.58 | 0.900 | 0.840 | 1.32 | 1.02 | 1.02 | 1.74 | 2.00 |
| 21. | 0.620 | 1.32 | 2.20 | 4.66 | 6.72 | 2.10 | 1.52 | 0.840 | 0.840 | 1.74 | 1.52 | 0.960 | 1.58 | 1.82 |
| 22. | 0.620 | 1.16 | 2.30 | 4.10 | 6.20 | 2.00 | 1.58 | 0.840 | 0.780 | 1.46 | 2.64 | 0.900 | 1.52 | 1.66 |
| 23. | 0.620 | 1.09 | 2.10 | 3.82 | 5.64 | 1.90 | 1.46 | 0.900 | 0.780 | 1.09 | 1.66 | 0.900 | 1.58 | R 1.58 |
| 24. | 0.840 | 1.09 | R 1.74 | 3.96 | 5.36 | 2.00 | 1.40 | 1.02 | 0.840 | 0.900 | 1.40 | 0.900 | 1.52 | R 1.58 |
| 25. | 1.16 | 2.30 | R 1.74 | 10.6 | 5.08 | 1.90 | 1.40 | 0.960 | 1.16 | 0.780 | 1.24 | 0.960 | 1.46 | R 1.58 |
| 26. | 1.46 | 4.94 | R 1.74 | 8.20 | 4.80 | 1.74 | 1.40 | 1.02 | 0.960 | 0.780 | 1.16 | 1.02 | 1.46 | 1.66 |
| 27. | 1.40 | 5.64 | R 1.58 | 6.06 | 4.52 | 1.74 | 1.32 | 0.900 | 0.960 | 0.720 | 1.09 | 0.900 | 1.46 | 1.90 |
| 28. | 1.09 | 3.96 | 1.52 | 5.36 | 4.24 | 1.74 | 1.32 | 0.900 | 1.24 | 0.720 | 1.09 | 1.16 | 1.66 | 1.82 |
| 29. | 0.960 | 2.76 | 1.74 | 5.78 | 3.96 | 2.00 | 1.24 | 0.840 | 1.24 | 0.720 | 1.02 | 1.16 | 2.30 | 1.82 |
| 30. | 0.840 | 2.30 | 14.5 | | 4.10 | 6.46 | 1.32 | 0.840 | 1.16 | 0.670 | 0.960 | 1.24 | 1.90 | 1.58 |
| 31. | | 2.10 | 8.76 | | 3.82 | | 1.24 | | 1.24 | 0.670 | | 2.00 | | 1.58 |

## Hauptwerte

| | 1999 Nov | 1999 Dez | 2000 Jan | Feb | Mrz | Apr | Mai | Jun | Jul | Aug | Sep | Okt | Nov | Dez |
|---|---|---|---|---|---|---|---|---|---|---|---|---|---|---|
| Tag | 1.+ | 2.+ | 28. | 14. | 31. | 26.+ | 29.+ | 21.+ | 6.+ | 14.+ | 1. | 3.+ | 11. | 7.+ |
| NQ | 0.620 | 0.780 | 1.52 | 3.01 | 3.82 | 1.74 | 1.24 | 0.840 | 0.780 | 0.670 | 0.670 | 0.900 | 1.24 | 1.32 |
| MQ | 0.816 | 2.09 | 2.95 | 4.75 | 6.76 | 2.54 | 1.79 | 1.01 | 0.982 | 0.872 | 1.13 | 1.05 | 1.70 | 2.01 |
| HQ | 1.66 | 6.46 | 27.8 | 18.5 | 14.7 | 7.92 | 6.06 | 2.40 | 2.52 | 2.52 | 3.68 | 2.52 | 3.54 | 6.06 |
| Tag | 26. | 27. | 30. | 25. | 15. | 30. | 1. | 11. | 25. | 21. | 21.+ | 31. | 15. | 15. |
| $h_N$ mm / $h_A$ mm | 10 | 26 | 37 | 56 | 85 | 31 | 22 | 12 | 12 | 11 | 14 | 13 | 20 | 25 |

| | 1935/1999 | | 1936/2000 (63 Jahre) | | | | | | | | | | | |
|---|---|---|---|---|---|---|---|---|---|---|---|---|---|---|
| Jahr | 1975 | 1959 + | 1963 | 1972 | 1972 | 1963 | 1954 | 1955 | 1954 | 1947 + | 1975 | 1975 | 1975 | 1959 + |
| NQ | 0.050 | 0.300 | 0.420 | 0.710 | 0.410 | 0.670 | 0.360 | 0.250 | 0.370 | 0.330 | 0.160 | 0.300 | 0.050 | 0.300 |
| MNQ | 1.04 | 1.31 | 1.69 | 2.02 | 1.94 | 1.96 | 1.39 | 1.10 | 0.881 | 0.783 | 0.713 | 0.802 | 1.05 | 1.31 |
| MQ | 1.91 | 2.97 | 3.58 | 3.87 | 3.77 | 3.12 | 2.12 | 1.79 | 1.44 | 1.16 | 1.06 | 1.36 | 1.92 | 2.98 |
| MHQ | 7.53 | 12.1 | 13.6 | 12.1 | 11.6 | 7.96 | 5.51 | 6.76 | 5.74 | 4.09 | 3.09 | 4.12 | 7.56 | 12.2 |
| HQ | 47.5 | 43.0 | 59.4 | 46.5 | 47.0 | 55.6 | 30.5 | 50.6 | 57.0 | 28.2 | 19.7 | 27.8 | 47.5 | 43.0 |
| Jahr | 1940 | 1993 | 1995 | 1946 | 1979 | 1994 | 1941 | 1981 | 1966 | 1981 | 1998 | 1941 | 1940 | 1993 |
| $Mh_N$ mm / $Mh_A$ mm | 23 | 37 | 45 | 45 | 47 | 38 | 26 | 22 | 18 | 14 | 13 | 17 | 23 | 37 |

| | Abflußjahr (*) 2000 Jahr | Datum | Winter | Sommer | Kalenderjahr 2000 Jahr | Datum |
|---|---|---|---|---|---|---|
| NQ m³/s | 0.620 | am 01.11.1999 | 0.620 | 0.670 | 0.670 | am 14.08.2000 |
| MQ m³/s | 2.22 | | 3.32 | 1.14 | 2.29 | |
| HQ m³/s | 27.8 | am 30.01.2000 | 27.8 | 6.06 | 27.8 | am 30.01.2000 |
| Nq l/(s km²) | 2.90 | | 2.90 | 3.13 | 3.13 | |
| Mq l/(s km²) | 10.4 | | 15.5 | 5.33 | 10.7 | |
| Hq l/(s km²) | 130 | | 130 | 28.3 | 130 | |
| $h_N$ mm / $h_A$ mm | 328 | | 244 | 85 | 338 | |
| | 1936/2000 (*) 64 Jahre | | | | 1936/2000 | |
| NQ m³/s | 0.050 | am 08.11.1975 | 0.050 | 0.160 | 0.050 | am 08.11.1975 |
| MNQ m³/s | 0.543 | | 0.876 | 0.613 | 0.582 | |
| MQ m³/s | 2.34 | | 3.20 | 1.48 | 2.34 | |
| MHQ m³/s | 26.7 | | 24.9 | 11.0 | 27.0 | |
| HQ m³/s | 59.4 | am 23.01.1995 | 59.4 | 57.0 | 59.4 | am 23.01.1995 |
| $HQ_1$ m³/s | | | | | | |
| $HQ_5$ m³/s | | | | | | |
| MNq l/(s km²) | 2.54 | | 4.09 | 2.86 | 2.72 | |
| Mq l/(s km²) | 10.9 | | 15.0 | 6.92 | 10.9 | |
| MHq l/(s km²) | 125 | | 116 | 51.4 | 126 | |
| | 1936/2000 (*) 64 Jahre | | | | 1936/2000 | |
| $Mh_N$ mm / $Mh_A$ mm | 345 | | 235 | 110 | 346 | |

## Extremwerte

| | Niedrigwasser m³/s | l/(s km²) | Datum | Hochwasser m³/s | l/(s km²) | cm | Datum |
|---|---|---|---|---|---|---|---|
| 1 | 0.050 | 0.234 | 08.11.1975 + | 59.4 | 278 | | 23.01.1995 |
| 2 | 0.250 | 1.17 | 12.06.1955 | 57.0 | 266 | | 20.07.1966 |
| 3 | 0.300 | 1.40 | 21.12.1975 + | 55.6 | 260 | | 13.04.1994 |
| 4 | 0.300 | 1.40 | 12.12.1959 + | 50.6 | 236 | | 04.06.1981 |
| 5 | 0.310 | 1.45 | 01.09.1998 | 47.5 | 222 | | 05.11.1940 |
| 6 | 0.330 | 1.54 | 17.08.1991 + | 47.0 | 220 | | 12.03.1979 |
| 7 | 0.330 | 1.54 | 28.08.1947 + | 46.5 | 217 | | 09.02.1946 |
| 8 | 0.340 | 1.59 | 26.06.1960 + | 44.0 | 206 | | 23.02.1970 |
| 9 | 0.340 | 1.59 | 23.06.1954 + | 43.0 | 201 | | 21.12.1993 |
| 10 | 0.340 | 1.59 | 28.10.1937 + | 42.9 | 200 | | 24.12.1967 |

## Dauertabelle

| Unterschreitungsdauer in Tagen | Unterschrittene Abflüsse m³/s: Abfluß-jahr (*) 2000 | Kalender jahr 2000 | 1936/2000 (63 Kalenderjahre) Obere Hüllwerte | Mittlere Werte | Untere Hüllwerte |
|---|---|---|---|---|---|
| (365) | | | | | |
| 364 | 11.0 | 11.0 | 40.5 | 16.7 | 5.30 |
| 363 | 10.6 | 10.6 | 36.0 | 13.5 | 4.68 |
| 362 | 10.6 | 10.6 | 31.8 | 12.3 | 3.98 |
| 361 | 9.65 | 9.65 | 25.2 | 11.1 | 3.97 |
| 360 | 9.50 | 9.50 | 24.2 | 10.2 | 3.75 |
| 359 | 8.76 | 8.76 | 22.4 | 9.55 | 3.63 |
| 358 | 8.76 | 8.76 | 20.9 | 9.05 | 3.42 |
| 357 | 8.62 | 8.62 | 20.0 | 8.56 | 3.32 |
| 356 | 8.34 | 8.34 | 19.4 | 8.28 | 3.22 |
| 350 | 7.37 | 7.37 | 13.1 | 6.84 | 2.54 |
| 340 | 6.46 | 6.46 | 10.9 | 5.63 | 2.27 |
| 330 | 5.64 | 5.64 | 8.15 | 4.83 | 2.01 |
| 320 | 4.66 | 4.66 | 7.21 | 4.24 | 1.84 |
| 300 | 3.82 | 3.40 | 6.50 | 3.54 | 1.74 |
| 270 | 2.52 | 2.40 | 5.18 | 2.80 | 1.50 |
| 240 | 2.00 | 2.00 | 4.45 | 2.31 | 1.31 |
| 210 | 1.66 | 1.82 | 3.86 | 1.91 | 1.07 |
| 183 | 1.40 | 1.66 | 3.52 | 1.65 | 0.850 |
| 150 | 1.16 | 1.40 | 3.12 | 1.36 | 0.700 |
| 130 | 1.09 | 1.32 | 2.95 | 1.23 | 0.600 |
| 120 | 1.09 | 1.24 | 2.92 | 1.16 | 0.590 |
| 110 | 1.02 | 1.16 | 2.74 | 1.09 | 0.540 |
| 100 | 1.02 | 1.09 | 2.64 | 1.03 | 0.510 |
| 90 | 0.960 | 1.09 | 2.64 | 0.970 | 0.480 |
| 80 | 0.960 | 1.02 | 2.54 | 0.910 | 0.480 |
| 70 | 0.960 | 1.02 | 2.44 | 0.850 | 0.450 |
| 60 | 0.900 | 0.960 | 2.35 | 0.800 | 0.450 |
| 50 | 0.900 | 0.960 | 2.26 | 0.740 | 0.380 |
| 40 | 0.840 | 0.900 | 2.08 | 0.680 | 0.380 |
| 30 | 0.780 | 0.900 | 2.00 | 0.640 | 0.300 |
| 25 | 0.780 | 0.840 | 1.92 | 0.620 | 0.300 |
| 20 | 0.720 | 0.840 | 1.92 | 0.580 | 0.300 |
| 15 | 0.720 | 0.840 | 1.92 | 0.550 | 0.230 |
| 10 | 0.720 | 0.780 | 1.84 | 0.500 | 0.160 |
| 9 | 0.670 | 0.780 | 1.84 | 0.490 | 0.100 |
| 8 | 0.670 | 0.720 | 1.84 | 0.480 | 0.100 |
| 7 | 0.670 | 0.720 | 1.84 | 0.480 | 0.100 |
| 6 | 0.670 | 0.720 | 1.84 | 0.460 | 0.100 |
| 5 | 0.670 | 0.720 | 1.84 | 0.430 | 0.100 |
| 4 | 0.670 | 0.720 | 1.84 | 0.430 | 0.100 |
| 3 | 0.670 | 0.720 | 1.75 | 0.400 | 0.100 |
| 2 | 0.670 | 0.720 | 1.75 | 0.390 | 0.100 |
| 1 | 0.670 | 0.720 | 1.75 | 0.350 | 0.100 |
| 0 | 0.620 | 0.670 | 1.67 | 0.050 | 0.050 |

(*) Abflußjahr: 1.11. des Vorjahres bis 31.10. Ausfalljahre: KJ 1944-1945; AJ 1945;

$A_{Eo}$ : 182 km²
PNP : NN + 333.90 m
Lage: 30.0 km oberhalb der Mündung, rechts

# Q
m³/s

Pegel : Günthers Nr. 41450056
Gewässer : Ulster
Gebiet : Werra

## Tageswerte

| Tag | 1999 Nov | 1999 Dez | 2000 Jan | Feb | Mrz | Apr | Mai | Jun | Jul | Aug | Sep | Okt | Nov | Dez |
|---|---|---|---|---|---|---|---|---|---|---|---|---|---|---|
| 1. | 0.792 | 1.32 | 2.74 | 8.87 | 12.3 | 3.62 | 2.04 | 1.06 | 0.685 | 1.20 | 0.891 | 1.32 | 3.55 | 2.32 |
| 2. | 0.957 | 1.45 | 2.86 | 6.70 | 8.75 | 3.36 | 1.83 | 0.994 | 0.882 | 1.15 | 1.86 | 1.34 | 4.06 | 2.16 |
| 3. | 1.50 | 1.41 | 2.81 | 5.91 | 8.98 | 3.10 | 1.82 | 1.00 | 1.12 | 2.27 | 1.96 | 1.26 | 3.61 | 2.06 |
| 4. | 0.986 | 1.82 | 4.26 | 5.04 | 10.1 | 3.47 | 1.55 | 1.18 | 0.713 | 1.60 | 1.38 | 1.24 | 3.62 | 1.91 |
| 5. | 0.871 | 1.66 | 8.44 | 5.04 | 7.37 | 3.18 | 1.47 | 1.01 | 0.869 | 1.25 | 1.10 | 1.22 | 2.94 | 1.87 |
| 6. | 0.825 | 1.52 | 4.83 | 4.50 | 6.51 | 2.84 | 1.41 | 0.951 | 0.921 | 1.05 | 1.01 | 1.44 | 2.64 | 1.81 |
| 7. | 0.800 | 3.05 | 4.18 | 4.48 | 6.62 | 2.62 | 1.38 | 0.920 | 0.776 | 1.01 | 3.34 | 1.34 | 2.48 | 1.75 |
| 8. | 0.818 | 5.46 | 3.75 | 4.71 | 11.3 | 2.50 | 1.34 | 0.939 | 1.64 | 0.983 | 2.63 | 1.29 | 2.28 | 1.66 |
| 9. | 1.11 | 3.87 | 4.02 | 5.33 | 17.2 | 2.49 | 1.68 | 0.811 | 1.02 | 0.988 | 1.69 | 1.80 | 1.98 | 1.67 |
| 10. | 2.07 | 4.04 | 4.35 | 4.45 | 13.3 | 2.34 | 1.39 | 0.818 | 1.86 | 1.03 | 1.33 | 2.25 | 1.89 | 1.70 |
| 11. | 2.81 | 3.03 | 3.48 | 5.63 | 11.9 | 2.28 | 1.30 | 0.864 | 1.23 | 0.997 | 1.17 | 2.83 | 1.74 | 2.36 |
| 12. | 1.77 | 13.8 | 3.19 | 4.31 | 10.3 | 2.34 | 1.24 | 0.831 | 1.47 | 0.837 | 1.06 | 2.49 | 1.66 | 2.94 |
| 13. | 1.39 | 9.38 | 2.73 | 4.29 | 8.03 | 2.36 | 1.19 | 0.721 | 1.06 | 0.729 | 2.46 | 1.96 | 2.54 | 2.86 |
| 14. | 1.24 | 7.76 | 2.54 | 3.94 | 10.9 | 2.49 | 1.17 | 0.676 | 1.85 | 0.705 | 1.77 | 1.67 | 3.58 | 4.90 |
| 15. | 1.23 | 5.15 | 2.43 | 6.31 | 13.8 | 2.44 | 1.14 | 0.727 | 3.20 | 0.682 | 1.36 | 1.53 | 4.45 | 9.63 |
| 16. | 1.09 | 3.78 | 2.24 | 9.43 | 10.1 | 2.26 | 1.13 | 0.732 | 2.35 | 0.697 | 2.35 | 1.41 | 3.20 | 6.22 |
| 17. | 0.996 | 3.03 | 2.19 | 6.17 | 9.30 | 2.12 | 1.05 | 0.670 | 1.59 | 0.681 | 5.72 | 1.32 | 2.80 | 4.16 |
| 18. | 1.04 | 2.82 | 3.76 | 5.04 | 13.7 | 1.95 | 1.08 | 0.650 | 1.25 | 0.654 | 3.19 | 1.33 | 2.75 | 3.41 |
| 19. | 1.05 | 2.61 | 3.66 | 7.30 | 12.4 | 2.00 | 1.16 | 0.600 | 1.14 | 0.841 | 2.49 | 1.31 | 2.44 | 3.06 |
| 20. | 0.991 | 2.28 | 2.85 | 6.31 | 8.88 | 1.94 | 1.32 | 0.568 | 1.04 | 1.55 | 1.93 | 1.34 | 2.31 | 2.72 |
| 21. | 0.976 | 2.05 | 2.90 | 4.76 | 7.32 | 1.85 | 1.20 | 0.549 | 0.891 | 2.60 | 3.26 | 1.27 | 2.16 | 2.41 |
| 22. | 0.940 | 1.91 | 2.87 | 4.13 | 6.32 | 1.80 | 1.32 | 0.546 | 0.870 | 2.20 | 3.91 | 1.23 | 2.07 | 2.33 |
| 23. | 0.952 | 1.78 | 2.67 | 3.81 | 5.64 | 1.66 | 1.23 | 0.592 | 0.811 | 1.37 | 2.66 | 1.18 | 2.21 | R 2.26 |
| 24. | 1.46 | 1.83 | 2.46 | 4.82 | 5.19 | 1.76 | 1.13 | 0.753 | 0.875 | 1.05 | 2.08 | 1.24 | 2.06 | R 2.19 |
| 25. | 2.47 | 7.86 | R 2.41 | 15.5 | 4.79 | 1.76 | 1.12 | 0.777 | 1.16 | 0.929 | 1.93 | 1.19 | 1.89 | R 2.31 |
| 26. | 2.93 | 7.28 | R 2.35 | 9.27 | 4.52 | 1.66 | 1.13 | 0.742 | 1.19 | 0.858 | 1.83 | 1.72 | 1.94 | R 2.47 |
| 27. | 2.36 | 7.88 | R 2.25 | 6.51 | 4.16 | 1.63 | 1.03 | 0.662 | 2.07 | 0.734 | 1.66 | 1.68 | 2.42 | 3.68 |
| 28. | 1.96 | 5.05 | 2.16 | 6.09 | 3.89 | 1.57 | 0.968 | 0.630 | 2.34 | 0.731 | 1.56 | 2.31 | 2.92 | 3.46 |
| 29. | 1.73 | 3.70 | 3.92 | 7.31 | 3.50 | 2.28 | 0.990 | 0.610 | 2.12 | 0.731 | 1.45 | 2.05 | 3.12 | 2.91 |
| 30. | 1.45 | 3.20 | 17.5 | | 4.31 | 2.65 | 1.03 | 0.610 | 1.69 | 0.703 | 1.32 | 1.92 | 2.59 | 2.59 |
| 31. | | 2.95 | 11.8 | | 4.01 | | 1.06 | | 1.62 | 0.703 | | 5.48 | | 2.33 |

## Hauptwerte

| | 1999 Nov | 1999 Dez | 2000 Jan | Feb | Mrz | Apr | Mai | Jun | Jul | Aug | Sep | Okt | Nov | Dez |
|---|---|---|---|---|---|---|---|---|---|---|---|---|---|---|
| Tag | 1. | 1. | 28. | 23. | 29. | 28. | 28. | 22. | 1. | 18. | 1. | 23. | 12. | 8. |
| NQ | 0.792 | 1.32 | 2.16 | 3.81 | 3.50 | 1.57 | 0.968 | 0.546 | 0.685 | 0.654 | 0.891 | 1.18 | 1.66 | 1.66 |
| MQ | 1.39 | 4.02 | 4.02 | 6.07 | 8.56 | 2.34 | 1.29 | 0.773 | 1.36 | 1.08 | 2.08 | 1.71 | 2.66 | 2.91 |
| HQ | 3.66 | 19.6 | 31.8 | 29.9 | 27.4 | 6.48 | 2.28 | 1.85 | 3.66 | 4.12 | 8.00 | 7.60 | 6.34 | 13.9 |
| Tag | 10. | 12. | 30. | 25. | 14. | 29. | 1. | 3. | 10. | 3. | 17. | 31. | 15. | 15. |
| $h_N$ mm / $h_A$ mm | 20 | 59 | 59 | 84 | 126 | 33 | 19 | 11 | 20 | 16 | 30 | 25 | 38 | 43 |

| | 1955/1999 | | 1956/2000 (45 Jahre) | | | | | | | | | | | |
|---|---|---|---|---|---|---|---|---|---|---|---|---|---|---|
| Jahr | 1991 | 1959 | 1972 | 1972 | 1963 | 1960 | 1963 | 1976 | 1957 | 1959 | 1959 | 1959 | 1991 | 1959 |
| NQ | 0.443 | 0.420 | 0.450 | 0.500 | 0.570 | 0.650 | 0.570 | 0.300 | 0.250 | 0.170 | 0.110 | 0.130 | 0.443 | 0.420 |
| MNQ | 1.14 | 1.59 | 1.75 | 1.86 | 1.90 | 2.10 | 1.36 | 1.02 | 0.856 | 0.676 | 0.681 | 0.824 | 1.17 | 1.61 |
| MQ | 2.50 | 4.25 | 4.25 | 3.90 | 4.52 | 4.00 | 2.42 | 2.01 | 1.66 | 1.24 | 1.34 | 1.82 | 2.54 | 4.20 |
| MHQ | 13.2 | 26.5 | 23.9 | 18.9 | 20.8 | 16.8 | 8.97 | 11.2 | 9.46 | 7.61 | 7.74 | 9.57 | 13.3 | 26.1 |
| HQ | 44.5 | 98.0 | 84.4 | 78.2 | 80.5 | 80.5 | 39.5 | 86.7 | 52.0 | 54.8 | 64.8 | 47.0 | 44.5 | 98.0 |
| Jahr | 1963 | 1967 | 1995 | 1970 | 1986 | 1994 | 1984 | 1981 | 1966 | 1981 | 1998 | 1960 | 1963 | 1967 |
| $Mh_N$ mm / $Mh_A$ mm | 36 | 62 | 63 | 54 | 66 | 57 | 36 | 29 | 24 | 18 | 19 | 27 | 36 | 62 |

| | Abflussjahr (*) 2000 Jahr | Datum | Winter | Sommer | Kalenderjahr 2000 Jahr | Datum |
|---|---|---|---|---|---|---|
| NQ m³/s | 0.546 | am 22.06.2000 | 0.792 | 0.546 | 0.546 | am 22.06.2000 |
| MQ m³/s | 2.89 | | 4.41 | 1.38 | 2.90 | |
| HQ m³/s | 31.8 | am 30.01.2000 bei W= 209 cm | 31.8 | 8.00 | 31.8 | am 30.01.2000 bei W= 209 cm |
| Nq l/(s km²) | 3.00 | | 4.35 | 3.00 | 3.00 | |
| Mq l/(s km²) | 15.9 | | 24.2 | 7.59 | 15.9 | |
| Hq l/(s km²) | 175 | | 175 | 44.0 | 175 | |
| $h_N$ mm / $h_A$ mm | 500 | | 381 | 121 | 504 | |
| | 1956/2000 (*) 45 Jahre | | | | 1956/2000 | |
| NQ m³/s | 0.110 | am 13.09.1959 | 0.420 | 0.110 | 0.110 | am 13.09.1959 |
| MNQ m³/s | 0.523 | | 0.923 | 0.558 | 0.544 | |
| MQ m³/s | 2.82 | | 3.91 | 1.75 | 2.82 | |
| MHQ m³/s | 49.3 | | 44.8 | 23.0 | 49.1 | |
| HQ m³/s | 98.0 | am 24.12.1967 | 98.0 | 86.7 | 98.0 | am 24.12.1967 |
| $HQ_1$ m³/s | 22.2 | | 21.6 | 5.00 | 22.2 | |
| $HQ_5$ m³/s | 48.1 | | 47.6 | 14.5 | 48.1 | |
| MNq l/(s km²) | 2.87 | | 5.07 | 3.07 | 2.99 | |
| Mq l/(s km²) | 15.5 | | 21.5 | 9.62 | 15.5 | |
| MHq l/(s km²) | 271 | | 246 | 126 | 270 | |
| | 1956/2000 (*) 45 Jahre | | | | 1956/2000 | |
| $Mh_N$ mm / $Mh_A$ mm | 489 | | 338 | 153 | 490 | |

## Extremwerte

| | Niedrigwasser m³/s | l/(s km²) | Datum | Hochwasser m³/s | l/(s km²) | cm | Datum |
|---|---|---|---|---|---|---|---|
| 1 | 0.110 | 0.604 | 13.09.1959 | 98.0 | 538 | 328 | 24.12.1967 |
| 2 | 0.220 | 1.21 | 07.10.1971 | 86.7 | 476 | 315 | 04.06.1981 |
| 3 | 0.250 | 1.37 | 05.10.1960 | 84.4 | 464 | 300 | 23.01.1995 |
| 4 | 0.250 | 1.37 | 13.07.1957 | 80.5 | 442 | 295 | 13.04.1994 |
| 5 | 0.258 | 1.42 | 05.09.1991 | 80.5 | 442 | 295 | 31.03.1986 |
| 6 | 0.260 | 1.43 | 07.07.1976 | 78.2 | 430 | 292 | 23.02.1970 |
| 7 | 0.260 | 1.43 | 01.09.1973 | 73.1 | 402 | 285 | 07.02.1984 |
| 8 | 0.310 | 1.70 | 30.07.1963 | 71.7 | 394 | 283 | 21.12.1993 |
| 9 | 0.328 | 1.80 | 24.08.1989 | 66.8 | 367 | 276 | 02.01.1987 |
| 10 | 0.339 | 1.86 | 12.08.1990 | 64.8 | 356 | 275 | 15.09.1998 |

## Dauertabelle

| Unterschreitungsdauer in Tagen | Unterschrittene Abflüsse m³/s: Abflussjahr (*) 2000 | Kalenderjahr 2000 | 1956/2000 (45 Kalenderjahre) Obere Hüllwerte | Mittlere Werte | Untere Hüllwerte |
|---|---|---|---|---|---|
| (365) | 17.5 | 17.5 | | | |
| 364 | 17.2 | 17.2 | 54.8 | 24.5 | 8.63 |
| 363 | 15.5 | 15.5 | 33.4 | 20.2 | 7.36 |
| 362 | 13.8 | 13.8 | 32.2 | 17.1 | 7.02 |
| 361 | 13.8 | 13.7 | 32.2 | 15.4 | 6.14 |
| 360 | 13.7 | 13.3 | 28.5 | 14.0 | 5.68 |
| 359 | 13.3 | 12.4 | 27.4 | 13.3 | 5.52 |
| 358 | 12.4 | 12.3 | 23.2 | 12.3 | 5.37 |
| 357 | 12.3 | 11.9 | 22.6 | 11.7 | 5.22 |
| 356 | 11.9 | 11.8 | 22.4 | 11.2 | 5.06 |
| 350 | 10.1 | 9.63 | 15.9 | 9.06 | 3.85 |
| 340 | 8.03 | 7.37 | 11.1 | 7.20 | 2.98 |
| 330 | 6.62 | 6.31 | 9.64 | 6.00 | 2.63 |
| 320 | 5.64 | 5.19 | 8.63 | 5.29 | 2.18 |
| 300 | 4.35 | 4.18 | 6.73 | 4.28 | 1.85 |
| 270 | 3.20 | 3.20 | 5.52 | 3.26 | 1.49 |
| 240 | 2.49 | 2.60 | 4.30 | 2.63 | 1.25 |
| 210 | 2.12 | 2.32 | 3.70 | 2.18 | 1.00 |
| 183 | 1.80 | 2.05 | 3.10 | 1.81 | 0.850 |
| 150 | 1.45 | 1.69 | 2.65 | 1.48 | 0.600 |
| 130 | 1.32 | 1.53 | 2.42 | 1.30 | 0.550 |
| 120 | 1.25 | 1.37 | 2.40 | 1.22 | 0.490 |
| 110 | 1.22 | 1.32 | 2.29 | 1.16 | 0.480 |
| 100 | 1.16 | 1.24 | 2.11 | 1.08 | 0.470 |
| 90 | 1.11 | 1.19 | 2.01 | 1.00 | 0.440 |
| 80 | 1.05 | 1.14 | 1.96 | 0.921 | 0.370 |
| 70 | 1.01 | 1.06 | 1.87 | 0.861 | 0.250 |
| 60 | 0.976 | 1.01 | 1.78 | 0.801 | 0.190 |
| 50 | 0.920 | 0.951 | 1.71 | 0.741 | 0.190 |
| 40 | 0.837 | 0.869 | 1.60 | 0.681 | 0.170 |
| 30 | 0.776 | 0.776 | 1.51 | 0.602 | 0.170 |
| 25 | 0.732 | 0.732 | 1.43 | 0.563 | 0.170 |
| 20 | 0.713 | 0.713 | 1.32 | 0.521 | 0.150 |
| 15 | 0.685 | 0.685 | 1.32 | 0.486 | 0.150 |
| 10 | 0.662 | 0.662 | 1.32 | 0.432 | 0.150 |
| 9 | 0.654 | 0.654 | 1.32 | 0.430 | 0.150 |
| 8 | 0.650 | 0.650 | 1.24 | 0.401 | 0.150 |
| 7 | 0.630 | 0.630 | 1.24 | 0.401 | 0.150 |
| 6 | 0.630 | 0.630 | 1.24 | 0.376 | 0.150 |
| 5 | 0.610 | 0.610 | 1.24 | 0.353 | 0.150 |
| 4 | 0.600 | 0.600 | 1.24 | 0.339 | 0.150 |
| 3 | 0.592 | 0.592 | 1.16 | 0.301 | 0.150 |
| 2 | 0.568 | 0.568 | 1.16 | 0.280 | 0.150 |
| 1 | 0.549 | 0.549 | 1.16 | 0.190 | 0.130 |
| 0 | 0.546 | 0.546 | 1.08 | 0.110 | 0.110 |

(*) Abflussjahr: 1.11. des Vorjahres bis 31.10.

2000 Randeis an 7 Tagen

HQ1 und HQ5 aus Jahresreihe 1988 / 2000 ermittelt

keine Ermittlung der Gebietsniederschläge durch den DWD ab 11/1995

$A_{Eo}$ : 399 km²
PNP :NN + 233.59 m
Lage: 5.0 km oberhalb Mündung, rechts

Q
m³/s

Pegel : Unterbreizbach-Räsa Nr. 427010
Gewässer : Ulster
Gebiet : Werra

## Tageswerte

| Tag | 1999 Nov | 1999 Dez | 2000 Jan | Feb | Mrz | Apr | Mai | Jun | Jul | Aug | Sep | Okt | Nov | Dez |
|---|---|---|---|---|---|---|---|---|---|---|---|---|---|---|
| 1. | 1.85 | 2.50 | 5.10 | 13.6 | 16.9 | 6.75 | K 5.30 | K 2.70 | K 1.57 | K 2.90 | K 2.00 | K 2.90 | 6.00 | 4.50 |
| 2. | 1.85 | 2.50 | 5.30 | 10.6 | 13.3 | 6.25 | K 4.50 | K 2.50 | K 2.00 | K 2.90 | K 3.50 | K 2.90 | 6.50 | 4.10 |
| 3. | 2.90 | 2.50 | 5.10 | 9.40 | 12.4 | 6.00 | K 4.50 | K 2.50 | K 2.50 | K 3.90 | K 4.30 | K 2.70 | 6.50 | 4.10 |
| 4. | 2.15 | 2.90 | 5.75 | 8.25 | 16.9 | 6.25 | K 4.10 | K 3.10 | K 2.15 | K 3.50 | K 3.10 | K 2.70 | 6.75 | 3.90 |
| 5. | 1.85 | 2.90 | 11.5 | 8.25 | 12.1 | 6.00 | K 3.90 | K 2.70 | K 2.15 | K 2.70 | K 2.50 | K 2.70 | 5.25 | 3.70 |
| 6. | 1.70 | 2.70 | 7.50 | 7.50 | 10.6 | 5.50 | K 3.70 | K 2.50 | K 2.15 | K 2.30 | K 2.30 | K 2.90 | 4.75 | 3.70 |
| 7. | 1.70 | 3.50 | 6.25 | 7.25 | 10.3 | 5.10 | K 3.50 | K 2.30 | K 2.00 | K 2.30 | K 4.50 | K 2.90 | 4.50 | 3.50 |
| 8. | 1.70 | 7.50 | 6.00 | 7.25 | 14.7 | 5.10 | K 3.50 | K 2.30 | K 2.90 | K 2.30 | K 4.90 | K 2.70 | 4.10 | 3.50 |
| 9. | 2.00 | 5.30 | 6.25 | 8.00 | 24.3 | 4.90 | K 3.70 | K 2.15 | K 2.50 | K 2.30 | K 3.30 | K 3.30 | 3.70 | 3.50 |
| 10. | 2.70 | 5.50 | 6.75 | 7.25 | 19.7 | 4.70 | K 3.50 | K 2.00 | K 2.90 | K 2.15 | K 2.70 | K 4.30 | 3.50 | 3.30 |
| 11. | 4.50 | 4.50 | 5.50 | 8.50 | 16.9 | 4.70 | K 3.30 | K 2.15 | K 2.70 | K 2.90 | K 2.50 | K 4.50 | 3.30 | 4.30 |
| 12. | 3.10 | 14.7 | 5.10 | 7.25 | 15.4 | 4.70 | K 3.10 | K 2.15 | K 2.50 | K 2.15 | K 2.30 | K 4.90 | 3.30 | 5.00 |
| 13. | 2.30 | 13.3 | 4.70 | 7.00 | 12.4 | 5.10 | K 3.10 | K 2.00 | K 2.30 | K 2.00 | K 3.90 | K 3.90 | 4.10 | 5.25 |
| 14. | 2.15 | 11.8 | 4.30 | 6.75 | 13.6 | 4.90 | K 2.90 | K 1.85 | K 2.70 | K 1.85 | K 3.70 | K 3.50 | 6.50 | 7.00 |
| 15. | 2.15 | 8.00 | 4.10 | 8.80 | 23.8 | 4.90 | K 2.90 | K 1.85 | K 5.30 | K 1.85 | K 2.90 | K 3.30 | 8.50 | 15.4 |
| 16. | 2.00 | 6.00 | 3.90 | 15.1 | 16.2 | 4.70 | K 2.90 | K 2.00 | K 4.30 | K 1.85 | K 3.30 | K 3.10 | 6.25 | 11.2 |
| 17. | 1.85 | 5.10 | 3.70 | 10.6 | 14.0 | 4.50 | K 2.70 | K 1.85 | K 3.10 | K 1.85 | K 8.25 | K 2.90 | 5.50 | 7.75 |
| 18. | 2.00 | 4.90 | 4.90 | 8.25 | 20.2 | 4.30 | K 2.70 | K 1.85 | K 2.50 | K 1.85 | K 5.50 | K 2.90 | 5.25 | 6.25 |
| 19. | 2.00 | 4.70 | 5.50 | 12.7 | 21.0 | 4.30 | K 2.90 | K 1.70 | K 2.30 | K 1.85 | K 4.50 | K 2.90 | 4.75 | 5.75 |
| 20. | 1.85 | 4.10 | 4.50 | 12.1 | 14.4 | 4.30 | K 3.10 | K 1.70 | K 2.15 | K 3.10 | K 3.70 | K 2.90 | 4.50 | 5.25 |
| 21. | 1.85 | 3.70 | 4.70 | 9.10 | 12.1 | 4.10 | K 3.10 | K 1.57 | K 2.00 | K 4.70 | K 4.70 | K 2.70 | 4.10 | 4.50 |
| 22. | 1.85 | 3.50 | 4.90 | 7.75 | 10.6 | 3.90 | K 3.30 | K 1.57 | K 1.85 | K 4.10 | K 7.75 | K 2.70 | 4.10 | R 4.10 |
| 23. | 1.85 | 3.10 | 4.70 | 7.00 | 9.40 | 3.90 | K 3.10 | K 1.57 | K 1.85 | K 3.10 | K 5.10 | K 2.50 | 4.30 | R 4.10 |
| 24. | 2.50 | 3.30 | R 3.70 | 7.50 | 8.80 | 4.10 | K 2.90 | K 1.85 | K 1.85 | K 2.30 | K 4.30 | K 2.50 | 4.10 | R 4.10 |
| 25. | 3.90 | 8.80 | R 3.70 | 21.9 | 8.25 | 3.90 | K 2.90 | K 1.85 | K 2.50 | K 2.15 | K 3.90 | K 2.50 | 3.90 | R 4.10 |
| 26. | 4.70 | 12.1 | R 3.70 | 15.4 | 7.75 | 3.70 | K 2.90 | K 1.85 | K 2.50 | K 2.00 | K 3.90 | K 2.90 | 3.90 | R 4.10 |
| 27. | 4.10 | 15.1 | R 3.70 | 10.6 | 7.50 | 3.70 | K 2.70 | K 1.70 | K 3.50 | K 1.85 | K 3.50 | K 3.10 | 4.30 | 6.25 |
| 28. | 3.30 | 9.40 | R 3.70 | 9.40 | 7.00 | 3.50 | K 2.70 | K 1.70 | K 4.30 | K 1.85 | K 3.50 | K 3.70 | 5.00 | 6.75 |
| 29. | 3.10 | 6.75 | 4.10 | 10.9 | 6.50 | 5.30 | K 2.70 | K 1.57 | K 4.30 | K 1.85 | K 3.30 | K 3.70 | 6.00 | 5.75 |
| 30. | 2.70 | 6.00 | 32.0 | | 7.50 | 7.50 | K 2.90 | K 1.57 | K 3.90 | K 1.85 | K 2.90 | K 3.50 | 5.00 | 5.00 |
| 31. | | 5.50 | 18.5 | | 7.00 | | K 2.70 | | K 4.10 | K 1.85 | | K 7.75 | | 4.50 |
| Tag | 6.+ | 1.+ | 17.+ | 14. | 29. | 28. | 17.+ | 21.+ | 1. | 14.+ | 1. | 23.+ | 11.+ | 10. |
| NQ | 1.70 | 2.50 | 3.70 | 6.75 | 6.50 | 3.50 | 2.70 | 1.57 | 1.57 | 1.85 | 2.00 | 2.50 | 3.30 | 3.30 |
| MQ | 2.47 | 6.20 | 6.42 | 9.79 | 13.3 | 4.88 | 3.28 | 2.02 | 2.75 | 2.45 | 3.88 | 3.30 | 4.94 | 5.30 |
| HQ | 5.10 | 24.8 | 66.1 | 45.7 | 43.5 | 16.5 | 6.00 | 3.70 | 6.25 | 6.50 | 11.5 | 11.2 | 10.9 | 18.9 |
| Tag | 11.+ | 12. | 30. | 25. | 15. | 29. | 1. | 3. | 15. | 21. | 17. | 31. | 15. | 15. |
| $h_N$ mm / $h_A$ mm | 16 | 42 | 43 | 61 | 89 | 32 | 22 | 13 | 18 | 16 | 25 | 22 | 32 | 36 |

## Hauptwerte

| | 1940/1999 | | 1941/2000 | | | | | | | | | | | |
|---|---|---|---|---|---|---|---|---|---|---|---|---|---|---|
| | | | 58 Jahre | | | | | | | | | | | |
| Jahr | 1976 | 1991 | 1941 | 1954 | 1963 | 1960 | 1953 + | 1947 | 1964 | 1947 | 1964 | 1976 | 1976 | 1991 |
| NQ | 0.480 | 0.730 | 0.200 | 1.01 | 1.18 | 1.45 | 1.01 | 0.300 | 0.450 | 0.300 | 0.180 | 0.180 | 0.480 | 0.730 |
| MNQ | 2.28 | 2.89 | 3.34 | 3.62 | 3.78 | 3.80 | 2.73 | 2.22 | 1.89 | 1.63 | 1.55 | 1.76 | 2.31 | 2.92 |
| MQ | 4.50 | 6.95 | 7.40 | 7.27 | 7.84 | 6.72 | 4.23 | 3.83 | 3.33 | 2.66 | 2.58 | 3.34 | 4.47 | 6.96 |
| MHQ | 23.3 | 37.0 | 36.4 | 29.8 | 32.7 | 23.8 | 13.8 | 17.5 | 16.5 | 13.4 | 10.1 | 13.6 | 21.5 | 37.4 |
| HQ | 134 | 182 | 147 | 122 | 128 | 136 | 63.0 | 218 | 154 | 121 | 80.6 | 63.0 | 116 | 182 |
| Jahr | 1940 | 1947 | 1995 | 1970 | 1942 + | 1994 | 1982 | 1981 | 1966 | 1981 | 1998 | 1974 | 1977 | 1947 |
| | 1940/1999 | | 1941/2000 | | | | | | | | | | | |
| | | | 58 Jahre | | | | | | | | | | | |
| $Mh_N$ mm / $Mh_A$ mm | 29 | 47 | 50 | 46 | 53 | 44 | 28 | 25 | 22 | 18 | 17 | 22 | 29 | 47 |

| | Abflußjahr (*) 2000 Jahr | Datum | Winter | Sommer | Kalenderjahr 2000 Jahr | Datum |
|---|---|---|---|---|---|---|
| NQ m³/s | 1.57 | am 21.06.2000 | 1.70 | 1.57 | 1.57 | am 21.06.2000 |
| MQ m³/s | 5.06 | | 7.18 | 2.95 | 5.18 | |
| HQ m³/s | 66.1 | am 30.01.2000 | 66.1 | 11.5 | 66.1 | am 30.01.2000 |
| Nq l/(s km²) | 3.93 | | 4.26 | 3.93 | 3.93 | |
| Mq l/(s km²) | 12.7 | | 18.0 | 7.39 | 13.0 | |
| Hq l/(s km²) | 166 | | 166 | 28.8 | 166 | |
| $h_N$ mm / $h_A$ mm | 400 | | 283 | 117 | 411 | |
| | 1941/2000 (*) 59 Jahre | | | | 1941/2000 | |
| NQ m³/s | 0.180 | am 30.10.1976 | 0.200 | 0.180 | 0.180 | am 30.10.1976 |
| MNQ m³/s | 1.16 | | 1.86 | 1.30 | 1.26 | |
| MQ m³/s | 5.04 | | 6.80 | 3.31 | 5.04 | |
| MHQ m³/s | 79.5 | | 72.5 | 35.2 | 76.4 | |
| HQ m³/s | 218 | am 04.06.1981 | 182 | 218 | 218 | am 04.06.1981 |
| $HQ_1$ m³/s | | | | | | |
| $HQ_5$ m³/s | | | | | | |
| MNq l/(s km²) | 2.91 | | 4.66 | 3.26 | 3.16 | |
| Mq l/(s km²) | 12.6 | | 17.0 | 8.30 | 12.6 | |
| MHq l/(s km²) | 199 | | 182 | 88.2 | 191 | |
| | 1941/2000 (*) 59 Jahre | | | | 1941/2000 | |
| $Mh_N$ mm / $Mh_A$ mm | 398 | | 268 | 132 | 399 | |

## Extremwerte

| | Niedrigwasser m³/s | l/(s km²) | Datum | Hochwasser m³/s | l/(s km²) | cm | Datum |
|---|---|---|---|---|---|---|---|
| 1 | 0.180 | 0.451 | 30.10.1976 | 218 | 546 | | 04.06.1981 |
| 2 | 0.180 | 0.451 | 04.09.1964 + | 182 | 456 | | 28.12.1947 |
| 3 | 0.200 | 0.501 | 19.01.1941 | 154 | 386 | | 19.07.1966 |
| 4 | 0.300 | 0.752 | 29.06.1947 + | 147 | 368 | | 23.01.1995 |
| 5 | 0.520 | 1.30 | 27.08.1944 | 145 | 363 | | 24.12.1967 |
| 6 | 0.580 | 1.45 | 05.08.1993 + | 136 | 341 | | 13.04.1994 |
| 7 | 0.610 | 1.53 | 08.09.1973 + | 134 | 336 | | 04.11.1940 |
| 8 | 0.620 | 1.55 | 01.11.1991 | 128 | 321 | | 31.03.1986 |
| 9 | 0.630 | 1.58 | 19.01.1977 | 128 | 321 | | 18.03.1942 |
| 10 | 0.630 | 1.58 | 16.08.1953 | 122 | 306 | | 23.02.1970 |

## Dauertabelle

| Unterschreitungsdauer in Tagen | Unterschrittene Abflüsse m³/s: Abflußjahr (*) 2000 | Kalenderjahr 2000 | 1941/2000 Obere Hüllwerte | 58 Kalenderjahre Mittlere Werte | Untere Hüllwerte |
|---|---|---|---|---|---|
| (365) | | | | | |
| 364 | 24.3 | 24.3 | 97.9 | 39.8 | 12.1 |
| 363 | 23.8 | 23.8 | 74.2 | 33.6 | 11.7 |
| 362 | 21.9 | 21.9 | 53.6 | 28.2 | 10.0 |
| 361 | 21.0 | 21.0 | 48.7 | 25.1 | 9.92 |
| 360 | 20.2 | 20.2 | 45.6 | 23.3 | 9.48 |
| 359 | 19.7 | 19.7 | 42.4 | 21.4 | 8.50 |
| 358 | 18.5 | 18.5 | 39.6 | 20.5 | 8.00 |
| 357 | 18.5 | 18.5 | 39.0 | 19.6 | 8.00 |
| 356 | 18.5 | 18.5 | 37.8 | 18.9 | 7.70 |
| 350 | 15.1 | 15.1 | 25.5 | 15.1 | 5.77 |
| 340 | 12.7 | 12.4 | 21.3 | 12.0 | 4.46 |
| 330 | 10.9 | 10.6 | 19.1 | 10.3 | 3.95 |
| 320 | 9.10 | 8.50 | 16.0 | 9.00 | 3.57 |
| 300 | 7.75 | 7.25 | 12.6 | 7.43 | 3.13 |
| 270 | 5.50 | 5.75 | 9.77 | 5.86 | 2.67 |
| 240 | 4.90 | 4.90 | 7.93 | 4.80 | 2.12 |
| 210 | 4.10 | 4.50 | 6.98 | 4.04 | 1.89 |
| 183 | 3.70 | 4.10 | 6.32 | 3.49 | 1.68 |
| 150 | 3.30 | 3.70 | 5.30 | 2.93 | 1.35 |
| 130 | 3.10 | 3.50 | 5.05 | 2.62 | 1.19 |
| 120 | 3.10 | 3.30 | 5.01 | 2.52 | 1.18 |
| 110 | 2.90 | 3.10 | 4.79 | 2.39 | 1.07 |
| 100 | 2.90 | 3.10 | 4.65 | 2.26 | 1.07 |
| 90 | 2.70 | 2.90 | 4.45 | 2.14 | 0.960 |
| 80 | 2.50 | 2.90 | 4.25 | 2.01 | 0.950 |
| 70 | 2.50 | 2.70 | 4.12 | 1.89 | 0.770 |
| 60 | 2.30 | 2.50 | 3.90 | 1.78 | 0.770 |
| 50 | 2.15 | 2.30 | 3.87 | 1.65 | 0.700 |
| 40 | 2.00 | 2.15 | 3.87 | 1.52 | 0.670 |
| 30 | 2.00 | 2.00 | 3.49 | 1.37 | 0.670 |
| 25 | 2.00 | 2.00 | 3.30 | 1.28 | 0.670 |
| 20 | 2.00 | 2.00 | 3.11 | 1.20 | 0.580 |
| 15 | 2.00 | 2.00 | 3.11 | 1.07 | 0.520 |
| 10 | 1.85 | 1.85 | 3.11 | 0.930 | 0.480 |
| 9 | 1.85 | 1.85 | 3.11 | 0.930 | 0.480 |
| 8 | 1.85 | 1.85 | 3.11 | 0.880 | 0.480 |
| 7 | 1.85 | 1.85 | 3.11 | 0.850 | 0.450 |
| 6 | 1.70 | 1.70 | 3.11 | 0.840 | 0.380 |
| 5 | 1.70 | 1.70 | 3.11 | 0.790 | 0.380 |
| 4 | 1.70 | 1.70 | 2.94 | 0.750 | 0.380 |
| 3 | 1.70 | 1.70 | 2.94 | 0.680 | 0.380 |
| 2 | 1.70 | 1.70 | 2.77 | 0.610 | 0.310 |
| 1 | 1.70 | 1.70 | 2.77 | 0.580 | 0.300 |
| 0 | 1.57 | 1.57 | 2.60 | 0.180 | 0.180 |

(*) Abflußjahr: 1.11. des Vorjahres bis 31.10. Ausfalljahre: KJ 1944-1945; AJ 1945;

10 Tage Randeis, 184 Tage Verkrautung

Durchflußstatistik wurde auf Grund von Längsschnittuntersuchungen
im Hochwasserbereich ab Abflußjahr 1965 korrigiert

$A_{Eo}$ : 105 km²
PNP :NN + 283.10 m
Lage: 30.5 km

# Q
m³/s

Pegel : Teutleben Nr. 429050
Gewässer : Hörsel
Gebiet : Werra

## Tageswerte

| Tag | 1999 Nov | 1999 Dez | 2000 Jan | Feb | Mrz | Apr | Mai | Jun | Jul | Aug | Sep | Okt | Nov | Dez |
|---|---|---|---|---|---|---|---|---|---|---|---|---|---|---|
| 1. | 0.260 | 0.620 | 1.20 | 4.45 | 5.05 | 2.05 | 0.400 | 0.180 | 0.180 | 0.180 | 0.200 | 0.260 | 0.500 | 0.350 |
| 2. | 0.450 | 0.620 | 1.20 | 3.70 | 3.70 | 1.45 | 0.560 | 0.180 | 0.260 | 0.230 | 0.350 | 0.300 | 0.760 | 0.350 |
| 3. | 0.560 | 0.620 | 1.10 | 3.25 | 6.05 | 1.10 | 0.450 | 0.180 | 0.300 | 0.260 | 0.500 | 0.400 | 0.620 | 0.350 |
| 4. | 0.260 | 0.620 | 1.10 | 2.50 | 5.80 | 1.20 | 0.400 | 0.230 | 0.300 | 0.300 | 0.260 | 0.350 | 0.450 | 0.300 |
| 5. | 0.260 | 0.620 | 1.75 | 1.90 | 4.00 | 0.920 | 0.400 | 0.180 | 0.260 | 0.200 | 0.230 | 0.350 | 0.450 | 0.300 |
| 6. | 0.260 | 0.620 | 2.05 | 1.45 | 3.10 | 0.920 | 0.350 | 0.230 | 0.180 | 0.200 | 0.230 | 0.500 | 0.450 | 0.350 |
| 7. | 0.260 | 0.920 | 1.90 | 1.30 | 2.65 | 0.760 | 0.300 | 0.260 | 0.230 | 0.230 | 0.450 | 0.350 | 0.450 | 0.350 |
| 8. | 0.300 | 2.05 | 1.45 | 1.45 | 2.65 | 0.760 | 0.300 | 0.230 | 1.20 | 0.200 | 0.350 | 0.350 | 0.450 | 0.350 |
| 9. | 0.300 | 1.30 | 1.45 | 2.65 | 5.80 | 0.760 | 0.300 | 0.180 | 0.350 | 0.180 | 0.260 | 0.400 | 0.400 | 0.400 |
| 10. | 1.01 | 1.10 | 1.45 | 2.20 | 5.35 | 0.690 | 0.350 | 0.170 | 0.350 | 0.170 | 0.230 | 0.350 | 0.350 | 0.500 |
| 11. | 2.35 | 1.10 | 1.20 | 2.20 | 4.00 | 0.620 | 0.300 | 0.180 | 0.260 | 0.160 | 0.180 | 0.300 | 0.350 | 0.690 |
| 12. | 1.10 | 5.95 | 1.01 | 1.75 | 2.95 | 0.620 | 0.300 | 0.180 | 0.200 | 0.160 | 0.180 | 0.230 | 0.300 | 0.690 |
| 13. | 0.840 | 3.85 | 0.840 | 1.75 | 2.35 | 0.760 | 0.300 | 0.180 | 0.180 | 0.160 | 0.400 | 0.230 | 0.350 | 0.690 |
| 14. | 0.690 | 2.65 | 0.920 | 1.45 | 2.80 | 0.500 | 0.230 | 0.180 | 0.230 | 0.160 | 0.300 | 0.230 | 0.350 | 0.690 |
| 15. | 0.560 | 2.20 | 0.760 | 1.75 | 2.80 | 0.560 | 0.200 | 0.180 | 0.300 | 0.180 | 0.300 | 0.230 | 0.500 | 1.30 |
| 16. | 0.500 | 1.75 | 0.760 | 3.25 | 2.95 | 0.560 | 0.200 | 0.180 | 0.230 | 0.180 | 0.350 | 0.300 | 0.450 | 1.30 |
| 17. | 0.450 | 1.20 | 0.760 | 2.50 | 2.95 | 0.500 | 0.180 | 0.180 | 0.200 | 0.180 | 0.400 | 0.230 | 0.400 | 1.10 |
| 18. | 0.450 | 1.20 | 1.01 | 2.05 | 8.60 | 0.450 | 0.200 | 0.180 | 0.200 | 0.180 | 0.350 | 0.230 | 0.400 | 1.01 |
| 19. | 0.560 | 1.01 | 1.01 | 2.20 | 7.60 | 0.920 | 0.200 | 0.180 | 0.230 | 0.200 | 0.300 | 0.230 | 0.350 | 0.840 |
| 20. | 0.560 | 0.760 | 0.840 | 2.50 | 4.60 | 0.620 | 0.230 | 0.180 | 0.200 | 0.560 | 0.300 | 0.260 | 0.350 | 0.760 |
| 21. | 0.500 | 0.690 | 0.920 | 2.20 | 3.70 | 0.500 | 0.170 | 0.170 | 0.200 | 0.920 | 0.620 | 0.300 | 0.350 | 0.620 |
| 22. | 0.450 | 0.620 | 0.920 | 1.75 | 2.95 | 0.400 | 0.170 | 0.160 | 0.200 | 0.500 | 0.760 | 0.260 | 0.350 | 0.500 |
| 23. | 0.450 | 0.620 | 0.840 | 1.30 | 2.35 | 0.400 | 0.170 | 0.160 | 0.200 | 0.260 | 0.450 | 0.260 | 0.400 | 0.500 |
| 24. | 0.760 | 0.620 | 0.620 | 1.45 | 2.05 | 0.450 | 0.160 | 0.180 | 0.230 | 0.180 | 0.350 | 0.300 | 0.350 | 0.560 |
| 25. | 0.920 | 4.90 | 0.500 | 4.60 | 1.90 | 0.450 | 0.160 | 0.170 | 0.300 | 0.180 | 0.300 | 0.350 | 0.300 | 0.560 |
| 26. | 0.840 | 5.50 | 0.560 | 4.90 | 1.75 | 0.500 | 0.160 | 0.200 | 0.200 | 0.170 | 0.260 | 0.300 | 0.350 | 0.560 |
| 27. | 0.760 | 6.20 | 0.620 | 3.85 | 1.30 | 0.500 | 0.160 | 0.200 | 0.200 | 0.160 | 0.260 | 0.300 | 0.350 | 0.560 |
| 28. | 0.760 | 3.40 | 0.620 | 3.25 | 1.10 | 0.500 | 0.160 | 0.200 | 0.260 | 0.160 | 0.300 | 0.300 | 0.350 | 0.620 |
| 29. | 0.690 | 2.35 | 1.90 | 3.25 | 1.01 | 0.500 | 0.170 | 0.180 | 0.230 | 0.160 | 0.300 | 0.300 | 0.350 | 0.560 |
| 30. | 0.620 | 1.90 | 9.60 | | 3.40 | 0.560 | 0.180 | 0.180 | 0.200 | 0.160 | 0.260 | 0.260 | 0.350 | 0.500 |
| 31. | | 1.45 | 5.20 | | 3.55 | | 0.180 | | 0.200 | 0.170 | | 0.560 | | 0.400 |
| Tag | 1.+ | 1.+ | 25. | 7.+ | 29. | 22.+ | 24.+ | 22.+ | 1.+ | 11.+ | 11.+ | 12.+ | 12.+ | 4.+ |
| NQ | 0.260 | 0.620 | 0.500 | 1.30 | 1.01 | 0.400 | 0.160 | 0.160 | 0.180 | 0.160 | 0.180 | 0.230 | 0.300 | 0.300 |
| MQ | 0.624 | 1.90 | 1.48 | 2.51 | 3.57 | 0.716 | 0.258 | 0.187 | 0.266 | 0.235 | 0.333 | 0.309 | 0.406 | 0.600 |
| HQ | 3.40 | 9.00 | 17.7 | 8.80 | 9.40 | 2.50 | 0.620 | 0.450 | 1.90 | 1.60 | 1.45 | 0.760 | 0.920 | 1.60 |
| Tag | 11. | 25. | 30. | 25. | 18. | 1. | 2. | 24. | 8. | 21. | 21. | 6. | 2. | 15.+ |
| $h_N$ mm / $h_A$ mm | 15 | 48 | 38 | 60 | 91 | 18 | 6 | 5 | 7 | 6 | 8 | 8 | 10 | 15 |
| | 1963/1999 | | 1964/2000 37 Jahre | | | | | | | | | | | |
| Jahr | 1997 | 1969 | 1970 | 1972 + | 1972 | 1972 | 2000 | 1964 | 1976 | 1976 | 1966 | 1964 | 1997 | 1969 |
| NQ | 0.090 | 0.180 | 0.180 | 0.240 | 0.240 | 0.240 | 0.160 | 0.120 | 0.110 | 0.110 | 0.050 | 0.050 | 0.090 | 0.180 |
| MNQ | 0.463 | 0.687 | 0.694 | 0.776 | 0.834 | 0.890 | 0.544 | 0.390 | 0.328 | 0.287 | 0.281 | 0.347 | 0.452 | 0.679 |
| MQ | 1.00 | 1.86 | 1.73 | 1.66 | 1.98 | 1.84 | 1.00 | 0.782 | 0.569 | 0.614 | 0.443 | 0.724 | 0.970 | 1.85 |
| MHQ | 4.36 | 8.28 | 8.10 | 6.69 | 8.72 | 8.22 | 3.69 | 5.16 | 3.14 | 5.93 | 1.61 | 3.02 | 4.24 | 8.28 |
| HQ | 26.2 | 39.6 | 27.8 | 43.0 | 29.1 | 66.2 | 18.0 | 39.4 | 21.2 | 78.8 | 7.05 | 29.5 | 26.2 | 39.6 |
| Jahr | 1998 | 1965 | 1987 | 1984 | 1979 | 1994 | 1969 | 1975 | 1966 | 1981 | 1998 | 1986 | 1998 | 1965 |
| | 1963/1999 | | 1964/2000 37 Jahre | | | | | | | | | | | |
| $Mh_N$ mm / $Mh_A$ mm | 25 | 48 | 44 | 40 | 51 | 45 | 26 | 19 | 14 | 16 | 11 | 18 | 24 | 47 |

## Hauptwerte

| | | Abflußjahr (*) 2000 Jahr | Datum | Winter | Sommer | Kalenderjahr 2000 Jahr | Datum |
|---|---|---|---|---|---|---|---|
| NQ | m³/s | 0.160 | am 24.05.2000 | 0.260 | 0.160 | 0.160 | am 24.05.2000 |
| MQ | m³/s | 1.03 | | 1.81 | 0.265 | 0.903 | |
| HQ | m³/s | 17.7 | am 30.01.2000 | 17.7 | 1.90 | 17.7 | am 30.01.2000 |
| Nq | l/(s km²) | 1.52 | | 2.48 | 1.52 | 1.52 | |
| Mq | l/(s km²) | 9.83 | | 17.2 | 2.52 | 8.60 | |
| Hq | l/(s km²) | 168 | | 168 | 18.1 | 168 | |
| $h_N$ mm / $h_A$ mm | | 310 | | 271 | 40 | 272 | |
| | | 1964/2000 (*) 37 Jahre | | | | 1964/2000 | |
| NQ | m³/s | 0.050 | am 30.09.1966 | 0.090 | 0.050 | 0.050 | am 30.09.1966 |
| MNQ | m³/s | 0.200 | | 0.328 | 0.242 | 0.222 | |
| MQ | m³/s | 1.18 | | 1.68 | 0.690 | 1.18 | |
| MHQ | m³/s | 24.3 | | 20.5 | 11.4 | 23.9 | |
| HQ | m³/s | 78.8 | am 11.08.1981 | 66.2 | 78.8 | 78.8 | am 11.08.1981 |
| $HQ_1$ | m³/s | | | | | | |
| $HQ_5$ | m³/s | | | | | | |
| MNq | l/(s km²) | 1.90 | | 3.12 | 2.30 | 2.11 | |
| Mq | l/(s km²) | 11.2 | | 16.0 | 6.57 | 11.2 | |
| MHq | l/(s km²) | 231 | | 195 | 108 | 228 | |
| | | 1964/2000 (*) 37 Jahre | | | | 1964/2000 | |
| $Mh_N$ mm / $Mh_A$ mm | | 354 | | 252 | 104 | 355 | |

## Dauertabelle

| Unterschreitungsdauer in Tagen | Unterschrittene Abflüsse m³/s: Abfluß-jahr (*) 2000 | Kalender jahr 2000 | 1964/2000 37 Kalenderjahre Obere Hüllwerte | Mittlere Werte | Untere Hüllwerte |
|---|---|---|---|---|---|
| (365) | | | | | |
| 364 | 8.60 | 8.60 | 63.2 | 12.0 | 2.59 |
| 363 | 7.60 | 7.60 | 20.4 | 9.72 | 2.59 |
| 362 | 6.20 | 6.05 | 16.4 | 8.46 | 2.59 |
| 361 | 6.05 | 6.05 | 14.2 | 7.32 | 2.59 |
| 360 | 5.95 | 5.80 | 14.2 | 7.05 | 2.59 |
| 359 | 5.95 | 5.35 | 14.2 | 6.28 | 2.45 |
| 358 | 5.80 | 5.20 | 14.2 | 5.80 | 2.40 |
| 357 | 5.50 | 5.05 | 13.1 | 5.43 | 2.22 |
| 356 | 5.35 | 4.90 | 12.4 | 5.10 | 2.22 |
| 350 | 4.60 | 3.85 | 10.3 | 4.00 | 1.71 |
| 340 | 3.55 | 3.10 | 7.60 | 3.05 | 1.35 |
| 330 | 2.95 | 2.65 | 7.15 | 2.54 | 1.17 |
| 320 | 2.50 | 2.20 | 5.37 | 2.21 | 0.980 |
| 300 | 1.90 | 1.45 | 3.60 | 1.71 | 0.820 |
| 270 | 1.20 | 0.920 | 3.16 | 1.31 | 0.660 |
| 240 | 0.840 | 0.620 | 2.74 | 1.03 | 0.520 |
| 210 | 0.620 | 0.500 | 2.05 | 0.820 | 0.460 |
| 183 | 0.500 | 0.400 | 1.45 | 0.700 | 0.400 |
| 150 | 0.350 | 0.350 | 1.45 | 0.580 | 0.340 |
| 130 | 0.350 | 0.350 | 1.18 | 0.510 | 0.250 |
| 120 | 0.300 | 0.300 | 1.18 | 0.470 | 0.200 |
| 110 | 0.300 | 0.300 | 0.960 | 0.440 | 0.150 |
| 100 | 0.260 | 0.260 | 0.960 | 0.420 | 0.120 |
| 90 | 0.260 | 0.260 | 0.960 | 0.400 | 0.120 |
| 80 | 0.230 | 0.230 | 0.960 | 0.370 | 0.120 |
| 70 | 0.230 | 0.230 | 0.960 | 0.330 | 0.120 |
| 60 | 0.230 | 0.230 | 0.810 | 0.320 | 0.120 |
| 50 | 0.200 | 0.200 | 0.810 | 0.300 | 0.120 |
| 40 | 0.200 | 0.200 | 0.810 | 0.270 | 0.120 |
| 30 | 0.200 | 0.200 | 0.740 | 0.240 | 0.080 |
| 25 | 0.180 | 0.180 | 0.740 | 0.230 | 0.080 |
| 20 | 0.180 | 0.180 | 0.740 | 0.210 | 0.080 |
| 15 | 0.170 | 0.170 | 0.690 | 0.210 | 0.080 |
| 10 | 0.170 | 0.170 | 0.680 | 0.200 | 0.080 |
| 9 | 0.170 | 0.170 | 0.680 | 0.180 | 0.080 |
| 8 | 0.170 | 0.170 | 0.680 | 0.180 | 0.080 |
| 7 | 0.170 | 0.170 | 0.680 | 0.180 | 0.080 |
| 6 | 0.170 | 0.170 | 0.680 | 0.170 | 0.080 |
| 5 | 0.170 | 0.170 | 0.680 | 0.150 | 0.080 |
| 4 | 0.170 | 0.170 | 0.680 | 0.140 | 0.080 |
| 3 | 0.170 | 0.170 | 0.680 | 0.140 | 0.050 |
| 2 | 0.170 | 0.170 | 0.680 | 0.140 | 0.050 |
| 1 | 0.170 | 0.170 | 0.680 | 0.110 | 0.050 |
| 0 | 0.160 | 0.160 | 0.620 | 0.050 | 0.050 |

## Extremwerte

| | Niedrigwasser m³/s | l/(s km²) | Datum | Hochwasser m³/s | l/(s km²) | cm | Datum |
|---|---|---|---|---|---|---|---|
| 1 | 0.050 | 0.476 | 30.09.1966 | 78.8 | 750 | | 11.08.1981 |
| 2 | 0.050 | 0.476 | 17.10.1964 + | 66.2 | 630 | | 13.04.1994 |
| 3 | 0.090 | 0.857 | 13.11.1997 | 56.8 | 541 | | 20.04.1983 |
| 4 | 0.110 | 1.05 | 11.07.1976 + | 53.8 | 512 | | 22.08.1977 |
| 5 | 0.120 | 1.14 | 29.08.1971 + | 43.0 | 410 | | 07.02.1984 |
| 6 | 0.140 | 1.33 | 21.07.1995 | 39.6 | 377 | | 10.12.1965 |
| 7 | 0.160 | 1.52 | 11.08.2000 + | 39.4 | 375 | | 24.06.1975 |
| 8 | 0.160 | 1.52 | 24.05.2000 + | 33.6 | 320 | | 17.12.1974 |
| 9 | 0.160 | 1.52 | 21.07.1998 + | 32.7 | 311 | | 04.06.1981 |
| 10 | | | | 29.5 | 281 | | 22.10.1986 |

(*) Abflußjahr: 1.11. des Vorjahres bis 31.10.

$A_{Eo}$ : 305 km²
PNP :NN + 216.31 m
Lage: 10.6 km oberhalb Mündung, links

Q
m³/s

Pegel : Eisenach-Petersberg Nr. 429010
Gewässer : Hörsel
Gebiet : Werra

## Tageswerte

| Tag | 1999 Nov | 1999 Dez | 2000 Jan | Feb | Mrz | Apr | Mai | Jun | Jul | Aug | Sep | Okt | Nov | Dez |
|---|---|---|---|---|---|---|---|---|---|---|---|---|---|---|
| 1. | 0.490 | 1.70 | 4.50 | 11.8 | 11.4 | 7.09 | 1.52 | 0.670 | 0.450 | 0.540 | 0.620 | 0.620 | 0.870 | 0.940 |
| 2. | 0.620 | 2.00 | 4.34 | 10.6 | 11.0 | 6.14 | 1.70 | 0.620 | 0.620 | 0.670 | 0.780 | 0.620 | 1.29 | 0.940 |
| 3. | 1.04 | 1.90 | 3.86 | 9.80 | 11.8 | 5.38 | 1.43 | 0.580 | 0.840 | 0.620 | 1.11 | 0.720 | 1.36 | 0.940 |
| 4. | 0.580 | 1.90 | 4.34 | 8.42 | 13.0 | 5.57 | 1.25 | 0.720 | 0.720 | 0.670 | 0.670 | 0.720 | 1.36 | 0.940 |
| 5. | 0.540 | 1.80 | 6.71 | 7.47 | 11.0 | 4.66 | 1.18 | 0.780 | 0.720 | 0.540 | 0.540 | 0.720 | 1.15 | 0.940 |
| 6. | 0.490 | 1.61 | 5.76 | 6.52 | 10.0 | 4.02 | 1.11 | 0.670 | 0.620 | 0.490 | 0.540 | 1.04 | 1.15 | 0.940 |
| 7. | 0.490 | 1.90 | 5.19 | 6.14 | 9.20 | 3.55 | 1.18 | 0.780 | 0.670 | 0.620 | 1.18 | 0.780 | 1.22 | 0.940 |
| 8. | 0.580 | 4.18 | 4.66 | 6.14 | 8.80 | 3.27 | 1.25 | 0.780 | 2.90 | 0.620 | 0.900 | 0.720 | 1.15 | 0.870 |
| 9. | 0.580 | 3.55 | 4.50 | 7.85 | 12.0 | 3.02 | 1.18 | 0.580 | 1.18 | 0.580 | 0.670 | 0.840 | 1.08 | 0.940 |
| 10. | 2.10 | 3.27 | 4.34 | 6.71 | 13.2 | 2.78 | 1.18 | 0.720 | 1.34 | 0.450 | 0.580 | 0.840 | 1.01 | 1.08 |
| 11. | 5.00 | 2.90 | 3.70 | 6.71 | 11.8 | 2.66 | 1.18 | 0.840 | 1.04 | 0.450 | 0.540 | 0.720 | 0.940 | 1.59 |
| 12. | 2.66 | 9.60 | 3.40 | 5.76 | 10.6 | 2.66 | 1.11 | 0.580 | 0.720 | 0.410 | 0.490 | 0.580 | 0.870 | 1.50 |
| 13. | 1.90 | 9.40 | 3.02 | 5.95 | 9.40 | 3.02 | 1.11 | 0.580 | 0.670 | 0.410 | 1.11 | 0.540 | 1.08 | 1.59 |
| 14. | 1.61 | 8.42 | 2.90 | 5.38 | 9.60 | 2.66 | 1.04 | 0.540 | 0.970 | 0.410 | 0.900 | 0.540 | 1.15 | 1.68 |
| 15. | 1.52 | 6.14 | 2.54 | 6.14 | 11.0 | 2.31 | 0.970 | 0.540 | 1.43 | 0.410 | 0.670 | 0.540 | 1.36 | 3.30 |
| 16. | 1.34 | 4.50 | 2.31 | 9.60 | 10.6 | 2.10 | 0.900 | 0.540 | 1.04 | 0.370 | 0.840 | 0.540 | 1.15 | 3.21 |
| 17. | 1.18 | 3.55 | 2.20 | 9.20 | 10.4 | 2.10 | 0.840 | 0.490 | 0.780 | 0.330 | 0.970 | 0.540 | 1.08 | 2.67 |
| 18. | 1.18 | 3.40 | 2.90 | 7.66 | 15.2 | 1.90 | 0.840 | 0.490 | 0.720 | 0.330 | 0.720 | 0.490 | 1.01 | 2.31 |
| 19. | 1.18 | 2.90 | 2.90 | 8.23 | 16.2 | 2.66 | 0.970 | 0.450 | 0.720 | 0.410 | 0.670 | 0.490 | 0.940 | 2.13 |
| 20. | 1.18 | 2.31 | 2.54 | 9.00 | 13.0 | 2.54 | 1.11 | 0.410 | 0.670 | 1.52 | 0.620 | 0.620 | 1.01 | 1.86 |
| 21. | 1.04 | 1.90 | 2.90 | 8.04 | 11.2 | 2.20 | 0.970 | 0.410 | 0.580 | 2.00 | 1.34 | 0.580 | 0.940 | 1.68 |
| 22. | 1.04 | 1.70 | 3.02 | 6.90 | 9.80 | 2.00 | 0.970 | 0.410 | 0.580 | 1.25 | 2.10 | 0.540 | 0.940 | R 1.50 |
| 23. | 1.11 | 1.52 | 2.78 | 6.14 | 8.61 | 2.00 | 0.970 | 0.410 | 0.540 | 0.720 | 1.25 | 0.490 | 1.01 | R 1.50 |
| 24. | 1.61 | 1.43 | 2.10 | 5.95 | 7.66 | 2.00 | 0.900 | 0.670 | 0.620 | 0.540 | 1.04 | 0.580 | 0.940 | R 1.50 |
| 25. | 2.31 | 6.33 | 1.80 | 11.4 | 6.90 | 2.00 | 0.900 | 0.620 | 0.900 | 0.450 | 0.970 | 0.580 | 0.870 | 1.59 |
| 26. | 2.42 | 8.61 | 2.10 | 11.4 | 5.76 | 1.90 | 0.970 | 0.490 | 0.720 | 0.410 | 0.900 | 0.580 | 1.01 | 1.36 |
| 27. | 2.31 | 11.6 | 2.00 | 10.2 | 5.00 | 1.80 | 0.900 | 0.410 | 0.620 | 0.370 | 0.840 | 0.580 | 1.01 | 1.43 |
| 28. | 2.00 | 9.60 | 1.80 | 9.20 | 4.34 | 1.80 | 0.840 | 0.410 | 1.04 | 0.410 | 0.780 | 0.580 | 1.01 | 1.68 |
| 29. | 2.00 | 6.71 | 2.90 | 9.40 | 4.02 | 1.80 | 0.780 | 0.410 | 0.840 | 0.370 | 0.840 | 0.580 | 1.01 | 1.43 |
| 30. | 1.70 | 5.57 | 14.0 | | 7.66 | 2.31 | 0.900 | 0.410 | 0.780 | 0.330 | 0.670 | 0.540 | 0.940 | 1.29 |
| 31. | | 4.50 | 12.0 | | 8.61 | | 0.780 | | 0.720 | 0.370 | | 0.900 | | 1.22 |
| Tag | 1.+ | 24. | 25.+ | 14. | 29. | 27.+ | 29.+ | 20.+ | 1. | 17.+ | 12. | 18.+ | 1.+ | 8. |
| NQ | 0.490 | 1.43 | 1.80 | 5.38 | 4.02 | 1.80 | 0.780 | 0.410 | 0.450 | 0.330 | 0.490 | 0.490 | 0.870 | 0.870 |
| MQ | 1.46 | 4.40 | 4.00 | 8.06 | 9.96 | 3.00 | 1.06 | 0.567 | 0.863 | 0.583 | 0.862 | 0.637 | 1.06 | 1.53 |
| HQ | 6.71 | 12.4 | 17.6 | 15.9 | 17.4 | 7.85 | 3.86 | 5.57 | 4.34 | 4.66 | 3.55 | 1.34 | 1.77 | 3.63 |
| Tag | 11. | 27. | 30. | 25. | 19. | 1. | 1. | 10. | 8. | 21. | 16.+ | 6. | 3. | 15. |
| $h_N$ mm / $h_A$ mm | 12 | 39 | 35 | 66 | 87 | 25 | 9 | 5 | 8 | 5 | 7 | 6 | 9 | 13 |

## Hauptwerte

| | 1939/1999 | | 1940/2000 (59 Jahre) | | | | | | | | | | | |
|---|---|---|---|---|---|---|---|---|---|---|---|---|---|---|
| Jahr | 1991 | 1969 | 1970 | 1972 | 1972 | 1953 | 1953 | 1976 | 1976 | 1991 | 1991 | 1991 | 1991 | 1969 |
| NQ | 0.240 | 0.400 | 0.340 | 0.600 | 0.600 | 0.760 | 0.600 | 0.310 | 0.210 | 0.220 | 0.160 | 0.200 | 0.240 | 0.400 |
| MNQ | 1.35 | 1.71 | 2.00 | 2.26 | 2.23 | 2.30 | 1.41 | 1.11 | 0.893 | 0.817 | 0.805 | 0.921 | 1.28 | 1.66 |
| MQ | 2.81 | 4.15 | 4.57 | 4.83 | 5.24 | 4.67 | 2.60 | 2.39 | 1.80 | 1.56 | 1.26 | 1.76 | 2.66 | 4.04 |
| MHQ | 10.3 | 14.3 | 15.1 | 15.4 | 17.4 | 17.3 | 8.26 | 11.6 | 8.24 | 7.76 | 4.08 | 5.85 | 9.66 | 13.9 |
| HQ | 64.4 | 65.6 | 50.5 | 72.3 | 60.0 | 206 | 34.0 | 76.0 | 75.7 | 125 | 18.5 | 33.2 | 64.4 | 65.6 |
| Jahr | 1940 | 1965 | 1987 | 1946 | 1942 | 1961 | 1984 | 1961 | 1956 | 1981 | 1989 | 1986 | 1940 | 1965 |
| $Mh_N$ mm / $Mh_A$ mm | 24 | 36 | 40 | 40 | 46 | 40 | 23 | 20 | 16 | 14 | 11 | 15 | 23 | 35 |

| | Abflußjahr (*) 2000 Jahr | Datum | Winter | Sommer | Kalenderjahr 2000 Jahr | Datum |
|---|---|---|---|---|---|---|
| NQ m³/s | 0.330 | am 17.08.2000 | 0.490 | 0.330 | 0.330 | am 17.08.2000 |
| MQ m³/s | 2.94 | | 5.15 | 0.763 | 2.67 | |
| HQ m³/s | 17.6 | am 30.01.2000 | 17.6 | 5.57 | 17.6 | am 30.01.2000 |
| Nq l/(s km²) | 1.08 | | 1.60 | 1.08 | 1.08 | |
| Mq l/(s km²) | 9.64 | | 16.9 | 2.50 | 8.74 | |
| Hq l/(s km²) | 57.7 | | 57.7 | 18.3 | 57.7 | |
| $h_N$ mm / $h_A$ mm | 304 | | 265 | 40 | 276 | |
| | 1940/2000 (*) 60 Jahre | | | | 1940/2000 | |
| NQ m³/s | 0.160 | am 14.09.1991 | 0.240 | 0.160 | 0.160 | am 14.09.1991 |
| MNQ m³/s | 0.575 | | 1.01 | 0.640 | 0.602 | |
| MQ m³/s | 3.17 | | 4.41 | 1.94 | 3.11 | |
| MHQ m³/s | 39.3 | | 35.2 | 20.0 | 38.4 | |
| HQ m³/s | 206 | am 29.04.1961 | 206 | 125 | 206 | am 29.04.1961 |
| $HQ_1$ m³/s | | | | | | |
| $HQ_5$ m³/s | | | | | | |
| MNq l/(s km²) | 1.88 | | 3.31 | 2.10 | 1.97 | |
| Mq l/(s km²) | 10.4 | | 14.4 | 6.36 | 10.2 | |
| MHq l/(s km²) | 129 | | 115 | 65.5 | 126 | |
| | 1940/2000 (*) 60 Jahre | | | | 1940/2000 | |
| $Mh_N$ mm / $Mh_A$ mm | 328 | | 227 | 101 | 322 | |

## Extremwerte

| | Niedrigwasser m³/s | l/(s km²) | Datum | Hochwasser m³/s | l/(s km²) | cm | Datum |
|---|---|---|---|---|---|---|---|
| 1 | 0.160 | 0.524 | 14.09.1991 + | 206 | 675 | | 29.04.1961 |
| 2 | 0.190 | 0.622 | 19.09.1959 + | 125 | 410 | | 11.08.1981 |
| 3 | 0.210 | 0.688 | 10.07.1976 + | 90.4 | 296 | | 13.04.1994 |
| 4 | 0.240 | 0.786 | 26.07.1995 | 76.0 | 249 | | 10.06.1961 |
| 5 | 0.300 | 0.983 | 09.09.1989 + | 75.7 | 248 | | 15.07.1956 |
| 6 | 0.300 | 0.983 | 14.09.1974 + | 72.3 | 237 | | 08.02.1946 |
| 7 | 0.320 | 1.05 | 04.09.1964 + | 68.6 | 225 | | 04.06.1958 |
| 8 | 0.330 | 1.08 | 17.08.2000 + | 65.6 | 215 | | 10.12.1965 |
| 9 | 0.340 | 1.11 | 04.01.1970 | 64.4 | 211 | | 20.04.1983 |
| 10 | 0.340 | 1.11 | 31.07.1952 + | 64.4 | 211 | | 04.11.1940 |

## Dauertabelle

| Unterschreitungsdauer in Tagen | Unterschrittene Abflüsse m³/s: Abflußjahr (*) 2000 | Kalenderjahr 2000 | 1940/2000 Obere Hüllwerte | 59 Kalenderjahre Mittlere Werte | Untere Hüllwerte |
|---|---|---|---|---|---|
| (365) | | | | | |
| 364 | 15.2 | 15.2 | 102 | 25.8 | 4.59 |
| 363 | 14.0 | 14.0 | 49.5 | 21.9 | 4.59 |
| 362 | 13.2 | 13.2 | 40.4 | 19.9 | 4.51 |
| 361 | 13.2 | 13.2 | 39.5 | 18.1 | 4.43 |
| 360 | 13.0 | 13.0 | 33.6 | 16.3 | 4.27 |
| 359 | 13.0 | 13.0 | 33.2 | 15.4 | 4.11 |
| 358 | 12.0 | 12.0 | 32.0 | 14.6 | 4.09 |
| 357 | 12.0 | 12.0 | 30.8 | 13.9 | 4.09 |
| 356 | 12.0 | 12.0 | 25.2 | 13.2 | 3.95 |
| 350 | 11.2 | 11.2 | 19.4 | 10.6 | 3.67 |
| 340 | 10.0 | 9.80 | 15.6 | 8.24 | 3.20 |
| 330 | 9.40 | 8.80 | 12.9 | 6.90 | 2.70 |
| 320 | 8.04 | 7.09 | 11.2 | 5.91 | 2.11 |
| 300 | 6.14 | 5.19 | 8.86 | 4.68 | 2.00 |
| 270 | 3.55 | 2.78 | 7.20 | 3.57 | 1.67 |
| 240 | 2.42 | 1.86 | 6.10 | 2.85 | 1.34 |
| 210 | 1.90 | 1.29 | 5.38 | 2.29 | 1.18 |
| 183 | 1.25 | 1.08 | 4.48 | 1.91 | 0.940 |
| 150 | 0.970 | 0.970 | 3.76 | 1.54 | 0.780 |
| 130 | 0.900 | 0.870 | 3.58 | 1.35 | 0.600 |
| 120 | 0.840 | 0.840 | 3.40 | 1.27 | 0.560 |
| 110 | 0.780 | 0.780 | 3.12 | 1.20 | 0.480 |
| 100 | 0.720 | 0.780 | 2.98 | 1.11 | 0.450 |
| 90 | 0.670 | 0.720 | 2.84 | 1.03 | 0.390 |
| 80 | 0.670 | 0.670 | 2.84 | 0.960 | 0.360 |
| 70 | 0.620 | 0.670 | 2.70 | 0.890 | 0.360 |
| 60 | 0.620 | 0.620 | 2.70 | 0.840 | 0.330 |
| 50 | 0.580 | 0.580 | 2.56 | 0.770 | 0.300 |
| 40 | 0.580 | 0.580 | 2.42 | 0.710 | 0.270 |
| 30 | 0.540 | 0.540 | 2.42 | 0.640 | 0.240 |
| 25 | 0.490 | 0.490 | 2.25 | 0.610 | 0.240 |
| 20 | 0.450 | 0.450 | 2.25 | 0.560 | 0.220 |
| 15 | 0.450 | 0.450 | 2.14 | 0.510 | 0.220 |
| 10 | 0.450 | 0.450 | 2.00 | 0.460 | 0.220 |
| 9 | 0.450 | 0.450 | 2.00 | 0.460 | 0.220 |
| 8 | 0.450 | 0.450 | 2.00 | 0.430 | 0.220 |
| 7 | 0.410 | 0.410 | 2.00 | 0.410 | 0.220 |
| 6 | 0.410 | 0.410 | 2.00 | 0.410 | 0.220 |
| 5 | 0.410 | 0.410 | 2.00 | 0.400 | 0.200 |
| 4 | 0.410 | 0.410 | 1.90 | 0.370 | 0.200 |
| 3 | 0.370 | 0.370 | 1.90 | 0.340 | 0.180 |
| 2 | 0.370 | 0.370 | 1.90 | 0.310 | 0.180 |
| 1 | 0.370 | 0.370 | 1.90 | 0.270 | 0.180 |
| 0 | 0.330 | 0.330 | 1.80 | 0.160 | 0.160 |

(*) Abflußjahr: 1.11. des Vorjahres bis 31.10. Ausfalljahre: KJ 1944-1945; AJ 1945;

3 Tage Randeis

$A_{Eo}$ : 426 km²
PNP :NN + 215.24 m
Lage: 0.3 km oberhalb Mündung, links

Q
m³/s

Pegel : Eisenach-Nessemühle Nr. 429600
Gewässer : Nesse
Gebiet : Werra

## Tageswerte

| Tag | 1999 Nov | 1999 Dez | 2000 Jan | Feb | Mrz | Apr | Mai | Jun | Jul | Aug | Sep | Okt | Nov | Dez |
|---|---|---|---|---|---|---|---|---|---|---|---|---|---|---|
| 1. | 1.77 | 2.19 | 3.71 | 8.65 | 7.75 | 6.34 | 4.03 | 2.47 | 2.05 | 2.33 | 2.19 | 2.19 | 2.05 | 2.05 |
| 2. | 1.77 | 2.33 | 3.71 | 6.51 | 8.11 | 6.00 | 5.66 | 2.33 | 2.19 | 2.33 | 2.47 | 2.05 | 2.05 | 2.05 |
| 3. | 2.33 | 2.47 | 3.55 | 6.00 | 8.47 | 5.66 | 4.67 | 2.33 | 2.75 | 2.33 | 2.47 | 2.05 | 2.19 | 2.05 |
| 4. | 1.77 | 2.47 | 3.55 | 5.66 | 10.3 | 5.83 | 4.35 | 3.07 | 2.61 | 2.33 | 2.33 | 2.05 | 2.19 | 2.05 |
| 5. | 1.77 | 2.33 | 3.71 | 5.32 | 9.41 | 5.66 | 4.03 | 2.91 | 2.33 | 2.19 | 2.19 | 2.05 | 2.05 | 2.05 |
| 6. | 1.63 | 2.47 | 3.55 | 4.51 | 8.47 | 4.99 | 4.03 | 2.75 | 2.33 | 2.19 | 2.19 | 2.33 | 2.05 | 2.05 |
| 7. | 1.63 | 2.47 | 3.39 | 4.51 | 7.57 | 4.51 | 4.03 | 2.61 | 2.33 | 2.19 | 2.47 | 2.19 | 2.05 | 2.19 |
| 8. | 1.91 | 2.91 | 3.39 | 4.03 | 7.03 | 4.51 | 3.87 | 2.75 | 3.07 | 2.33 | 2.33 | 2.19 | 2.05 | 2.19 |
| 9. | 1.91 | 2.75 | 3.23 | 4.19 | 9.60 | 4.35 | 3.87 | 2.47 | 2.75 | 2.33 | 2.19 | 2.19 | 2.05 | 2.05 |
| 10. | 2.33 | 2.61 | 3.23 | 3.87 | 10.1 | 4.19 | 3.87 | 2.61 | 2.47 | 2.19 | 2.19 | 2.33 | 1.91 | 2.19 |
| 11. | 4.35 | 2.47 | 3.07 | 3.87 | 9.03 | 4.35 | 3.87 | 2.61 | 2.33 | 2.33 | 2.05 | 2.19 | 1.91 | 2.19 |
| 12. | 2.75 | 3.07 | 3.07 | 3.55 | 8.29 | 4.35 | 3.71 | 2.47 | 2.47 | 2.19 | 2.19 | 2.05 | 1.91 | 2.05 |
| 13. | 2.61 | 3.39 | 3.07 | 4.03 | 7.39 | 4.35 | 3.71 | 2.33 | 2.33 | 2.19 | 2.47 | 2.05 | 1.91 | 2.19 |
| 14. | 2.47 | 3.39 | 3.07 | 4.19 | 6.68 | 4.35 | 3.55 | 2.33 | 2.33 | 2.19 | 2.61 | 2.05 | 2.05 | 2.19 |
| 15. | 2.33 | 3.23 | 2.91 | 4.03 | 7.39 | 4.19 | 3.55 | 2.61 | 2.75 | 2.19 | 2.19 | 2.05 | 2.19 | 2.33 |
| 16. | 2.33 | 2.75 | 2.91 | 8.11 | 7.57 | 4.19 | 3.55 | 2.91 | 2.61 | 2.19 | 2.33 | 2.05 | 2.05 | 2.47 |
| 17. | 2.33 | 2.61 | 2.91 | 7.21 | 7.03 | 4.03 | 3.39 | 2.75 | 2.33 | 2.19 | 2.33 | 1.91 | 2.05 | 2.19 |
| 18. | 2.33 | 2.61 | 3.55 | 6.17 | 11.7 | 4.03 | 3.39 | 2.75 | 2.33 | 2.19 | 2.19 | 1.91 | 2.05 | 2.19 |
| 19. | 2.33 | 2.61 | 3.55 | 6.85 | 14.1 | 4.51 | 3.23 | 2.33 | 2.33 | 2.19 | 2.19 | 2.19 | 1.91 | 2.19 |
| 20. | 2.33 | 2.47 | 3.23 | 7.75 | 10.1 | 4.51 | 3.23 | 2.19 | 2.33 | 2.91 | 2.19 | 2.19 | 1.91 | 2.19 |
| 21. | 2.19 | 2.47 | 3.55 | 7.21 | 8.84 | 4.19 | 3.23 | 2.19 | 2.33 | 3.55 | 2.61 | 2.05 | 1.91 | 2.19 |
| 22. | 2.19 | 2.33 | 3.55 | 6.51 | 7.75 | 4.03 | 3.07 | 2.19 | 2.33 | 2.91 | 3.07 | 1.91 | 1.91 | 2.05 |
| 23. | 2.33 | 2.33 | 3.71 | 5.83 | 7.21 | 4.03 | 3.07 | 2.05 | 2.19 | 2.47 | 2.47 | 2.05 | 1.91 | 2.05 |
| 24. | 2.91 | 2.33 | 3.23 | 5.49 | 6.51 | 4.03 | 2.91 | 2.19 | 2.33 | 2.19 | 2.33 | 2.05 | 1.91 | 2.19 |
| 25. | 3.23 | 3.87 | 2.91 | 10.3 | 5.32 | 4.03 | 2.91 | 2.33 | 2.47 | 2.19 | 2.19 | 1.91 | 1.91 | 2.19 |
| 26. | 2.75 | 4.19 | 2.91 | 10.1 | 4.99 | 4.03 | 2.75 | 2.19 | 2.33 | 2.19 | 2.33 | 2.05 | 2.05 | 2.19 |
| 27. | 2.61 | 7.03 | 2.91 | 7.57 | 5.15 | 4.03 | 2.75 | 2.19 | 2.33 | 2.19 | 2.19 | 2.05 | 2.05 | 2.05 |
| 28. | 2.33 | 6.00 | 3.07 | 7.03 | 5.32 | 4.03 | 2.61 | 2.19 | 2.47 | 2.19 | 2.19 | 1.91 | 2.05 | 2.33 |
| 29. | 2.33 | 4.19 | 3.39 | 6.68 | 4.99 | 3.87 | 2.61 | 2.19 | 2.47 | 2.19 | 2.19 | 2.05 | 2.19 | 2.33 |
| 30. | 2.19 | 4.03 | 9.79 | | 6.51 | 4.03 | 2.61 | 2.19 | 2.33 | 2.19 | 2.19 | 1.91 | 2.05 | 2.05 |
| 31. | | 3.87 | 8.47 | | 7.03 | | 2.47 | | 2.19 | 2.19 | | 2.05 | | 2.19 |
| Tag | 6.+ | 1. | 15.+ | 12. | 26.+ | 29. | 31. | 23. | 1. | 5.+ | 11. | 17.+ | 10.+ | 1.+ |
| NQ | 1.63 | 2.19 | 2.91 | 3.55 | 4.99 | 3.87 | 2.47 | 2.05 | 2.05 | 2.19 | 2.05 | 1.91 | 1.91 | 2.05 |
| MQ | 2.33 | 3.10 | 3.67 | 6.06 | 7.93 | 4.51 | 3.50 | 2.45 | 2.41 | 2.32 | 2.32 | 2.07 | 2.02 | 2.16 |
| HQ | 5.32 | 8.29 | 13.1 | 15.5 | 15.5 | 6.68 | 7.21 | 4.35 | 3.55 | 4.51 | 4.35 | 3.07 | 4.51 | 2.61 |
| Tag | 11. | 27. | 30. | 25. | 19. | 1.+ | 2. | 4. | 8. | 21. | 22. | 10.+ | 27. | 10.+ |
| $h_N$ mm / $h_A$ mm | 14 | 19 | 23 | 36 | 50 | 27 | 22 | 15 | 15 | 14 | 14 | 13 | 12 | 14 |

## Hauptwerte

| | 1939/1999 | | 1940/2000 | | | | | | | | | | | |
|---|---|---|---|---|---|---|---|---|---|---|---|---|---|---|
| Jahr | 1976 | 1988 | 1977 | 1963 | 1963 | 1989 + | 1989 | 1985 | 1981 | 1964 | 1964 | 1991 | 1976 | 1988 |
| NQ | 0.530 | 0.490 | 0.780 | 0.130 | 0.650 | 1.24 | 1.01 | 0.960 | 0.880 | 0.600 | 0.430 | 0.490 | 0.530 | 0.490 |
| MNQ | 1.82 | 2.02 | 2.24 | 2.49 | 2.70 | 2.92 | 2.48 | 2.11 | 1.80 | 1.84 | 1.72 | 1.70 | 1.79 | 2.01 |
| MQ | 2.68 | 3.32 | 3.57 | 3.87 | 4.36 | 4.11 | 3.40 | 3.01 | 2.61 | 2.45 | 2.16 | 2.27 | 2.61 | 3.26 |
| MHQ | 7.41 | 10.4 | 11.0 | 11.2 | 13.7 | 12.9 | 9.09 | 10.3 | 9.13 | 7.62 | 4.68 | 5.69 | 7.14 | 9.88 |
| HQ | 30.2 | 42.3 | 55.3 | 38.2 | 57.6 | 120 | 70.4 | 100 | 84.0 | 90.2 | 11.5 | 28.4 | 30.2 | 42.3 |
| Jahr | 1984 | 1965 | 1982 | 1966 | 1956 | 1994 | 1978 | 1958 | 1966 | 1981 | 1981 | 1966 | 1984 | 1965 |
| | 1939/1999 | | 1940/2000 | | | | | | | | | | | |
| $Mh_N$ mm / $Mh_A$ mm | 16 | 21 | 22 | 23 | 27 | 25 | 21 | 18 | 16 | 15 | 13 | 14 | 16 | 20 |

| | Abflußjahr (*) 2000 Jahr | Datum | Winter | Sommer | Kalenderjahr 2000 Jahr | Datum |
|---|---|---|---|---|---|---|
| NQ m³/s | 1.63 | am 06.11.1999 | 1.63 | 1.91 | 1.91 | am 17.10.2000 |
| MQ m³/s | 3.55 | | 4.60 | 2.51 | 3.44 | |
| HQ m³/s | 15.5 | am 25.02.2000 | 15.5 | 7.21 | 15.5 | am 25.02.2000 |
| Nq l/(s km²) | 3.82 | | 3.82 | 4.48 | 4.48 | |
| Mq l/(s km²) | 8.33 | | 10.8 | 5.90 | 8.08 | |
| Hq l/(s km²) | 36.4 | | 36.4 | 16.9 | 36.4 | |
| $h_N$ mm / $h_A$ mm | 263 | | 170 | 94 | 256 | |
| | 1940/2000 (*) 58 Jahre | | | | 1940/2000 | |
| NQ m³/s | 0.130 | am 26.02.1963 | 0.130 | 0.430 | 0.130 | am 26.02.1963 |
| MNQ m³/s | 1.24 | | 1.62 | 1.42 | 1.31 | |
| MQ m³/s | 3.14 | | 3.64 | 2.66 | 3.14 | |
| MHQ m³/s | 30.8 | | 25.0 | 18.8 | 31.0 | |
| HQ m³/s | 120 | am 13.04.1994 | 120 | 100 | 120 | am 13.04.1994 |
| $HQ_1$ m³/s | | | | | | |
| $HQ_5$ m³/s | | | | | | |
| MNq l/(s km²) | 2.91 | | 3.80 | 3.33 | 3.07 | |
| Mq l/(s km²) | 7.37 | | 8.54 | 6.24 | 7.37 | |
| MHq l/(s km²) | 72.3 | | 58.7 | 44.1 | 72.8 | |
| | 1940/2000 (*) 58 Jahre | | | | 1940/2000 | |
| $Mh_N$ mm / $Mh_A$ mm | 232 | | 134 | 99 | 233 | |

## Extremwerte

| | Niedrigwasser m³/s | l/(s km²) | Datum | Hochwasser m³/s | l/(s km²) | cm | Datum |
|---|---|---|---|---|---|---|---|
| 1 | 0.130 | 0.305 | 26.02.1963 | 120 | 282 | | 13.04.1994 |
| 2 | 0.430 | 1.01 | 23.09.1964 | 100 | 235 | | 04.06.1958 |
| 3 | 0.490 | 1.15 | 27.09.1991 + | 90.2 | 212 | | 11.08.1981 |
| 4 | 0.490 | 1.15 | 16.09.1989 | 87.0 | 204 | | 29.04.1961 |
| 5 | 0.490 | 1.15 | 02.12.1988 | 84.0 | 197 | | 22.07.1966 |
| 6 | 0.530 | 1.24 | 01.11.1976 | 82.0 | 192 | | 15.07.1956 |
| 7 | 0.660 | 1.55 | 07.10.1959 | 70.4 | 165 | | 23.05.1978 |
| 8 | 0.720 | 1.69 | 15.10.1992 + | 57.6 | 135 | | 04.03.1956 |
| 9 | 0.750 | 1.76 | 10.11.1963 | 55.3 | 130 | | 02.01.1982 |
| 10 | 0.800 | 1.88 | 17.12.1983 | 53.6 | 126 | | 24.03.1987 |

## Dauertabelle

| Unterschreitungsdauer in Tagen | Unterschrittene Abflüsse m³/s: Abflußjahr (*) 2000 | Kalenderjahr 2000 | 1940/2000 57 Kalenderjahre: Obere Hüllwerte | Mittlere Werte | Untere Hüllwerte |
|---|---|---|---|---|---|
| (365) | | | | | |
| 364 | 11.7 | 11.7 | 70.8 | 19.4 | 5.25 |
| 363 | 11.7 | 11.7 | 56.6 | 15.3 | 5.15 |
| 362 | 10.3 | 10.3 | 37.1 | 13.4 | 4.89 |
| 361 | 10.3 | 10.3 | 31.8 | 12.0 | 4.56 |
| 360 | 10.3 | 10.3 | 24.4 | 11.0 | 4.50 |
| 359 | 10.1 | 10.1 | 23.4 | 10.2 | 4.23 |
| 358 | 9.79 | 9.79 | 21.7 | 9.57 | 4.07 |
| 357 | 9.60 | 9.60 | 21.2 | 9.03 | 3.68 |
| 356 | 9.41 | 9.41 | 21.1 | 8.61 | 3.62 |
| 350 | 8.47 | 8.47 | 15.4 | 7.03 | 3.21 |
| 340 | 7.57 | 7.57 | 11.8 | 5.84 | 2.75 |
| 330 | 6.85 | 6.85 | 9.60 | 5.13 | 2.47 |
| 320 | 6.17 | 6.00 | 8.44 | 4.68 | 2.33 |
| 300 | 4.67 | 4.51 | 7.24 | 4.10 | 2.19 |
| 270 | 4.19 | 4.03 | 6.16 | 3.54 | 2.03 |
| 240 | 3.71 | 3.39 | 5.55 | 3.15 | 1.91 |
| 210 | 3.07 | 2.91 | 4.94 | 2.81 | 1.72 |
| 183 | 2.75 | 2.61 | 4.72 | 2.52 | 1.58 |
| 150 | 2.61 | 2.47 | 4.34 | 2.32 | 1.37 |
| 130 | 2.47 | 2.33 | 4.23 | 2.18 | 1.24 |
| 120 | 2.47 | 2.33 | 4.23 | 2.11 | 1.12 |
| 110 | 2.47 | 2.33 | 4.12 | 2.06 | 1.01 |
| 100 | 2.47 | 2.33 | 4.12 | 2.00 | 0.910 |
| 90 | 2.33 | 2.33 | 4.12 | 1.92 | 0.910 |
| 80 | 2.33 | 2.33 | 4.01 | 1.89 | 0.910 |
| 70 | 2.33 | 2.33 | 3.90 | 1.81 | 0.910 |
| 60 | 2.33 | 2.19 | 3.79 | 1.75 | 0.810 |
| 50 | 2.33 | 2.19 | 3.79 | 1.64 | 0.810 |
| 40 | 2.33 | 2.19 | 3.68 | 1.56 | 0.720 |
| 30 | 2.19 | 2.19 | 3.57 | 1.48 | 0.640 |
| 25 | 2.19 | 2.19 | 3.57 | 1.41 | 0.640 |
| 20 | 2.19 | 2.19 | 3.46 | 1.33 | 0.640 |
| 15 | 2.19 | 2.05 | 3.46 | 1.26 | 0.640 |
| 10 | 2.05 | 2.05 | 3.35 | 1.14 | 0.560 |
| 9 | 2.05 | 2.05 | 3.35 | 1.12 | 0.560 |
| 8 | 2.05 | 2.05 | 3.24 | 1.08 | 0.560 |
| 7 | 2.05 | 2.05 | 3.24 | 1.05 | 0.560 |
| 6 | 1.91 | 2.05 | 3.24 | 1.00 | 0.560 |
| 5 | 1.91 | 2.05 | 3.13 | 0.950 | 0.560 |
| 4 | 1.91 | 2.05 | 3.13 | 0.880 | 0.560 |
| 3 | 1.91 | 2.05 | 3.02 | 0.840 | 0.540 |
| 2 | 1.77 | 2.05 | 3.02 | 0.750 | 0.240 |
| 1 | 1.77 | 2.05 | 3.02 | 0.640 | 0.150 |
| 0 | 1.63 | 1.91 | 2.91 | 0.130 | 0.130 |

(*) Abflußjahr: 1.11. des Vorjahres bis 31.10. Ausfalljahre: KJ 1944-1947; AJ 1945-1947

$A_{Eo}$ : 149 km²
PNP : NN + 194.32 m
Lage: 13.5 km oberhalb der Mündung, rechts

# Q
m³/s

Pegel : Bischhausen Nr. 41850054
Gewässer : Wehre
Gebiet : Fulda

## Tageswerte

| Tag | 1999 Nov | 1999 Dez | 2000 Jan | Feb | Mrz | Apr | Mai | Jun | Jul | Aug | Sep | Okt | Nov | Dez |
|---|---|---|---|---|---|---|---|---|---|---|---|---|---|---|
| 1. | 0.532 | 0.985 | 2.32 | 5.16 | 4.74 | 2.07 | 1.72 | 0.720 | 0.512 | 0.605 | 0.468 | 0.500 | 0.663 | 0.840 |
| 2. | 0.628 | 1.16 | 2.52 | 4.16 | 4.27 | 2.03 | 1.62 | 0.699 | 0.550 | 0.575 | 0.528 | 0.500 | 0.760 | 0.840 |
| 3. | 0.730 | 1.16 | 2.42 | 4.04 | 4.37 | 1.94 | 1.51 | 1.03 | 0.685 | 0.543 | 0.689 | 0.500 | 0.971 | 0.834 |
| 4. | 0.619 | 1.32 | 3.12 | 3.41 | 4.42 | 1.89 | 1.39 | 1.19 | 0.614 | 0.500 | 0.589 | 0.500 | 1.02 | 0.780 |
| 5. | 0.606 | 1.20 | 4.06 | 3.18 | 3.70 | 1.79 | 1.36 | 1.26 | 0.679 | 0.510 | 0.500 | 0.514 | 0.868 | 0.780 |
| 6. | 0.600 | 1.13 | 3.16 | 2.84 | 3.46 | 1.72 | 1.28 | 1.01 | 0.570 | 0.535 | 0.500 | 0.558 | 0.843 | 0.780 |
| 7. | 0.600 | 1.21 | 2.92 | 2.63 | 3.40 | 1.73 | 1.24 | 0.925 | 0.566 | 0.570 | 0.697 | 0.550 | 0.842 | 0.780 |
| 8. | 0.879 | 1.80 | 2.61 | 2.54 | 3.37 | 1.73 | 1.18 | 0.863 | 0.626 | 0.555 | 0.593 | 0.544 | 0.784 | 0.780 |
| 9. | 0.877 | 1.46 | 2.47 | 2.93 | 6.82 | 1.70 | 1.31 | 0.776 | 0.607 | 0.610 | 0.540 | 0.575 | 0.762 | 0.740 |
| 10. | 0.796 | 1.38 | 2.11 | 2.54 | 5.74 | 1.64 | 1.17 | 0.720 | 0.732 | 0.511 | 0.500 | 0.601 | 0.780 | 0.720 |
| 11. | 1.23 | 1.32 | 1.90 | 2.81 | 5.53 | 1.56 | 1.09 | 0.698 | 0.585 | 0.538 | 0.500 | 0.669 | 0.737 | 0.776 |
| 12. | 0.996 | 2.54 | 1.78 | 2.46 | 4.83 | 1.49 | 1.02 | 0.660 | 0.550 | 0.496 | 0.500 | 0.798 | 0.722 | 0.816 |
| 13. | 0.849 | 3.81 | 1.66 | 3.28 | 4.12 | 1.38 | 1.00 | 0.643 | 0.550 | 0.468 | 0.500 | 0.660 | 0.776 | 0.853 |
| 14. | 0.800 | 3.11 | 1.58 | 3.20 | 4.19 | 1.25 | 0.970 | 0.614 | 0.598 | 0.460 | 0.500 | 0.616 | 0.999 | 0.909 |
| 15. | 0.727 | 2.48 | 1.53 | 3.96 | 4.32 | 1.25 | 0.970 | 0.600 | 0.660 | 0.494 | 0.500 | 0.594 | 0.870 | 1.24 |
| 16. | 0.714 | 2.08 | 1.48 | 4.85 | 4.50 | 1.21 | 0.970 | 0.593 | 0.624 | 0.701 | 0.646 | 0.550 | 0.840 | 1.30 |
| 17. | 0.691 | 1.97 | 1.40 | 4.40 | 4.64 | 1.18 | 0.970 | 0.600 | 0.600 | 0.527 | 0.573 | 0.550 | 0.856 | 1.27 |
| 18. | 0.699 | 1.86 | 1.76 | 3.88 | 5.90 | 1.18 | 0.970 | 0.569 | 0.587 | 0.498 | 0.515 | 0.550 | 0.880 | 1.20 |
| 19. | 0.691 | 1.78 | 1.73 | 4.39 | 5.99 | 1.19 | 0.970 | 0.539 | 0.550 | 0.577 | 0.500 | 0.558 | 0.840 | 1.18 |
| 20. | 0.660 | 1.60 | 1.52 | 4.62 | 5.11 | 1.18 | 1.07 | 0.511 | 0.522 | 0.555 | 0.500 | 0.574 | 0.910 | 1.13 |
| 21. | 0.660 | 1.49 | 1.95 | 3.77 | 4.43 | 1.18 | 0.928 | 0.501 | 0.500 | 1.02 | 0.677 | 0.549 | 0.876 | 1.06 |
| 22. | 0.669 | 1.34 | 2.09 | 3.34 | 3.88 | 1.18 | 0.929 | 0.500 | 0.500 | 0.596 | 0.683 | 0.524 | 0.834 | 1.04 |
| 23. | 0.706 | 1.26 | 2.07 | 3.06 | 3.37 | 1.18 | 0.894 | 0.500 | 0.506 | 0.562 | 0.600 | 0.533 | 0.949 | 1.02 |
| 24. | 1.06 | 1.25 | 1.73 | 3.33 | 3.05 | 1.18 | 0.840 | 0.609 | 0.647 | 0.500 | 0.590 | 0.552 | 0.939 | 1.00 |
| 25. | 1.38 | 3.05 | 1.53 | 9.55 | 2.89 | 1.18 | 1.00 | 0.528 | 1.06 | 0.500 | 0.625 | 0.550 | 0.900 | 0.970 |
| 26. | 1.81 | 3.65 | 1.48 | 7.14 | 2.64 | 1.14 | 0.931 | 0.500 | 0.639 | 0.500 | 0.610 | 0.550 | 0.900 | 0.970 |
| 27. | 1.41 | 4.78 | 1.48 | 5.43 | 2.39 | 1.09 | 0.859 | 0.500 | 0.559 | 0.461 | 0.600 | 0.576 | 0.900 | 0.989 |
| 28. | 1.17 | 3.71 | 1.48 | 4.67 | 2.17 | 1.11 | 0.840 | 0.500 | 0.621 | 0.460 | 0.561 | 0.822 | 0.936 | 1.06 |
| 29. | 1.07 | 2.92 | 2.23 | 4.34 | 2.10 | 1.90 | 0.840 | 0.500 | 0.550 | 0.460 | 0.510 | 0.659 | 0.908 | 0.992 |
| 30. | 0.999 | 2.68 | 8.11 | | 2.24 | 2.18 | 0.804 | 0.500 | 0.669 | 0.460 | 0.500 | 0.600 | 0.856 | 0.931 |
| 31. | | 2.44 | 5.78 | | 2.12 | | 0.780 | | 0.720 | 0.460 | | 0.701 | | 0.900 |

## Hauptwerte

| | 1999 Nov | 1999 Dez | 2000 Jan | Feb | Mrz | Apr | Mai | Jun | Jul | Aug | Sep | Okt | Nov | Dez |
|---|---|---|---|---|---|---|---|---|---|---|---|---|---|---|
| Tag | 1. | 1. | 17. | 12. | 29. | 27. | 31. | 22.+ | 21.+ | 14.+ | 1. | 1.+ | 1. | 10. |
| NQ | 0.532 | 0.985 | 1.40 | 2.46 | 2.10 | 1.09 | 0.780 | 0.500 | 0.500 | 0.460 | 0.468 | 0.500 | 0.663 | 0.720 |
| MQ | 0.862 | 2.06 | 2.39 | 4.00 | 4.02 | 1.48 | 1.08 | 0.678 | 0.611 | 0.542 | 0.560 | 0.583 | 0.857 | 0.951 |
| HQ | 2.00 | 6.72 | 13.2 | 18.6 | 10.5 | 6.11 | 1.82 | 2.73 | 2.67 | 2.10 | 1.04 | 1.04 | 1.48 | 1.32 |
| Tag | 26. | 12. | 30. | 25. | 9. | 29. | 1. | 3. | 25. | 21. | 16. | 11. | 3. | 16. |
| $h_N$ mm | 69 | 105 | 60 | 98 | 95 | 40 | 48 | 65 | 92 | 55 | 56 | 50 | 51 | 46 |
| $h_A$ mm | 15 | 37 | 43 | 67 | 72 | 26 | 19 | 12 | 11 | 10 | 10 | 10 | 15 | 17 |
| | 1969/1999 | | 1970/2000 31 Jahre | | | | | | | | | | | |
| Jahr | 1991 | 1991 | 1977 | 1997 | 1996 | 1991 | 1993 | 1993 | 1993 | 1993 | 1991 | 1991 | 1991 | 1991 |
| NQ | 0.293 | 0.253 | 0.420 | 0.495 | 0.550 | 0.755 | 0.469 | 0.353 | 0.246 | 0.231 | 0.174 | 0.253 | 0.293 | 0.253 |
| MNQ | 0.729 | 0.945 | 1.12 | 1.24 | 1.34 | 1.35 | 1.09 | 0.818 | 0.640 | 0.563 | 0.534 | 0.595 | 0.732 | 0.947 |
| MQ | 1.36 | 2.15 | 2.28 | 2.32 | 2.68 | 2.08 | 1.58 | 1.33 | 0.914 | 0.769 | 0.770 | 0.941 | 1.35 | 2.15 |
| MHQ | 5.68 | 9.38 | 9.77 | 8.73 | 8.08 | 4.76 | 6.14 | 7.43 | 3.74 | 3.98 | 3.71 | 4.56 | 5.65 | 9.39 |
| HQ | 25.1 | 28.5 | 39.4 | 26.0 | 27.4 | 20.4 | 42.5 | 63.0 | 13.2 | 28.9 | 19.1 | 23.4 | 25.1 | 28.5 |
| Jahr | 1984 | 1988 | 1995 | 1984 | 1987 | 1994 | 1997 | 1981 | 1992 | 1970 | 1998 | 1970 | 1984 | 1988 |
| | 1969/1999 | | 1970/2000 31 Jahre | | | | | | | | | | | |
| $Mh_N$ mm | 76 | 80 | 68 | 53 | 63 | 58 | 72 | 83 | 78 | 65 | 69 | 67 | 74 | 80 |
| $Mh_A$ mm | 24 | 39 | 41 | 39 | 48 | 36 | 28 | 23 | 16 | 14 | 13 | 17 | 24 | 39 |

| | Abflussjahr (*) 2000 Jahr | Datum | Winter | Sommer | Kalenderjahr 2000 Jahr | Datum |
|---|---|---|---|---|---|---|
| NQ m³/s | 0.460 | am 14.08.2000 | 0.532 | 0.460 | 0.460 | am 14.08.2000 |
| MQ m³/s | 1.57 | | 2.47 | 0.676 | 1.47 | |
| HQ m³/s | 18.6 | am 25.02.2000 bei W= 180 cm | 18.6 | 2.73 | 18.6 | am 25.02.2000 bei W= 180 cm |
| Nq l/(s km²) | 3.08 | | 3.57 | 3.08 | 3.08 | |
| Mq l/(s km²) | 10.5 | | 16.5 | 4.53 | 9.87 | |
| Hq l/(s km²) | 125 | | 125 | 18.3 | 125 | |
| $h_N$ mm | 833 | | 467 | 366 | 756 | |
| $h_A$ mm | 331 | | 260 | 72 | 312 | |
| | 1970/2000 (*) 31 Jahre | | | | 1970/2000 | |
| NQ m³/s | 0.174 | am 07.09.1991 | 0.253 | 0.174 | 0.174 | am 07.09.1991 |
| MNQ m³/s | 0.415 | | 0.652 | 0.489 | 0.457 | |
| MQ m³/s | 1.59 | | 2.15 | 1.05 | 1.59 | |
| MHQ m³/s | 21.7 | | 17.6 | 13.3 | 20.9 | |
| HQ m³/s | 63.0 | am 04.06.1981 | 39.4 | 63.0 | 63.0 | am 04.06.1981 |
| $HQ_1$ m³/s | 12.8 | | 11.1 | 4.64 | 12.8 | |
| $HQ_5$ m³/s | 25.0 | | 24.2 | 14.0 | 25.0 | |
| MNq l/(s km²) | 2.78 | | 4.37 | 3.28 | 3.06 | |
| Mq l/(s km²) | 10.7 | | 14.4 | 7.04 | 10.7 | |
| MHq l/(s km²) | 145 | | 118 | 89.1 | 140 | |
| | 1970/2000 (*) 31 Jahre | | | | 1970/2000 | |
| $Mh_N$ mm | 832 | | 398 | 434 | 830 | |
| $Mh_A$ mm | 336 | | 227 | 112 | 337 | |

## Extremwerte

| | Niedrigwasser m³/s | l/(s km²) | Datum | Hochwasser m³/s | l/(s km²) | cm | Datum |
|---|---|---|---|---|---|---|---|
| 1 | 0.174 | 1.17 | 07.09.1991 | 63.0 | 422 | 353 | 04.06.1981 |
| 2 | 0.231 | 1.55 | 14.08.1993 | 42.5 | 285 | 295 | 17.05.1997 |
| 3 | 0.260 | 1.74 | 27.09.1973 | 39.4 | 264 | 285 | 23.01.1995 |
| 4 | 0.300 | 2.01 | 06.11.1982 | 38.5 | 258 | 286 | 05.06.1979 |
| 5 | 0.301 | 2.02 | 19.08.1989 | 28.9 | 194 | 238 | 08.08.1970 |
| 6 | 0.317 | 2.12 | 04.09.1994 | 28.5 | 191 | 234 | 19.12.1989 |
| 7 | 0.340 | 2.28 | 05.09.1983 | 28.5 | 191 | 234 | 19.12.1988 |
| 8 | 0.340 | 2.28 | 11.10.1979 | 27.4 | 184 | 226 | 26.03.1987 |
| 9 | 0.340 | 2.28 | 20.10.1976 | 27.1 | 182 | 224 | 02.01.1987 |
| 10 | 0.359 | 2.41 | 18.08.1990 | 26.6 | 178 | 224 | 22.01.1993 |

## Dauertabelle

| Unterschreitungsdauer in Tagen | Unterschrittene Abflüsse m³/s: Abflussjahr (*) 2000 | Kalenderjahr 2000 | 1970/2000 31 Kalenderjahre: Obere Hüllwerte | Mittlere Werte | Untere Hüllwerte |
|---|---|---|---|---|---|
| (365) | 9.55 | 9.55 | | | |
| 364 | 8.11 | 8.11 | 29.3 | 11.6 | 3.63 |
| 363 | 7.14 | 7.14 | 21.0 | 9.83 | 3.45 |
| 362 | 6.82 | 6.82 | 17.6 | 8.66 | 3.02 |
| 361 | 5.99 | 5.99 | 17.1 | 8.07 | 2.68 |
| 360 | 5.90 | 5.90 | 14.7 | 7.34 | 2.60 |
| 359 | 5.78 | 5.78 | 14.0 | 6.93 | 2.52 |
| 358 | 5.74 | 5.74 | 12.2 | 6.55 | 2.44 |
| 357 | 5.53 | 5.53 | 11.5 | 6.11 | 2.28 |
| 356 | 5.43 | 5.43 | 11.4 | 5.84 | 2.19 |
| 350 | 4.74 | 4.67 | 8.72 | 4.77 | 2.06 |
| 340 | 4.34 | 4.32 | 6.92 | 3.68 | 1.88 |
| 330 | 3.88 | 3.77 | 5.60 | 3.14 | 1.80 |
| 320 | 3.37 | 3.20 | 4.64 | 2.77 | 1.61 |
| 300 | 2.63 | 2.39 | 3.92 | 2.26 | 1.32 |
| 270 | 1.89 | 1.62 | 3.13 | 1.86 | 0.972 |
| 240 | 1.48 | 1.19 | 2.69 | 1.56 | 0.821 |
| 210 | 1.19 | 0.992 | 2.44 | 1.30 | 0.757 |
| 183 | 0.985 | 0.880 | 2.26 | 1.14 | 0.610 |
| 150 | 0.706 | 0.780 | 2.06 | 0.920 | 0.484 |
| 130 | 0.669 | 0.679 | 1.96 | 0.816 | 0.442 |
| 120 | 0.624 | 0.646 | 1.88 | 0.761 | 0.429 |
| 110 | 0.606 | 0.614 | 1.88 | 0.725 | 0.414 |
| 100 | 0.600 | 0.601 | 1.80 | 0.701 | 0.402 |
| 90 | 0.577 | 0.585 | 1.80 | 0.661 | 0.383 |
| 80 | 0.562 | 0.566 | 1.72 | 0.641 | 0.366 |
| 70 | 0.552 | 0.552 | 1.72 | 0.601 | 0.345 |
| 60 | 0.544 | 0.549 | 1.72 | 0.581 | 0.327 |
| 50 | 0.527 | 0.527 | 1.65 | 0.534 | 0.307 |
| 40 | 0.506 | 0.506 | 1.58 | 0.501 | 0.293 |
| 30 | 0.501 | 0.501 | 1.44 | 0.461 | 0.276 |
| 25 | 0.501 | 0.501 | 1.22 | 0.437 | 0.271 |
| 20 | 0.501 | 0.501 | 1.22 | 0.421 | 0.256 |
| 15 | 0.501 | 0.501 | 1.14 | 0.408 | 0.256 |
| 10 | 0.498 | 0.498 | 1.14 | 0.381 | 0.236 |
| 9 | 0.496 | 0.496 | 1.14 | 0.381 | 0.235 |
| 8 | 0.494 | 0.494 | 1.14 | 0.368 | 0.224 |
| 7 | 0.494 | 0.494 | 1.14 | 0.356 | 0.207 |
| 6 | 0.468 | 0.468 | 1.14 | 0.343 | 0.194 |
| 5 | 0.461 | 0.461 | 1.06 | 0.343 | 0.189 |
| 4 | 0.461 | 0.461 | 1.06 | 0.326 | 0.185 |
| 3 | 0.461 | 0.461 | 1.06 | 0.305 | 0.181 |
| 2 | 0.461 | 0.461 | 1.06 | 0.279 | 0.181 |
| 1 | 0.461 | 0.461 | 1.06 | 0.256 | 0.175 |
| 0 | 0.460 | 0.460 | 0.980 | 0.174 | 0.174 |

(*) Abflussjahr: 1.11. des Vorjahres bis 31.10.

2000 kein Eis

HQ1 und HQ5 aus Jahresreihe 1987 / 2000 ermittelt

$A_{Eo}$ : 430 km²
PNP : NN + 166.50 m
Lage: 5.0 km oberhalb der Mündung, links

# Q
m³/s

Pegel : Niddawitzhausen Nr. 41890059
Gewässer : Wehre
Gebiet : Werra

## Tageswerte

| Tag | 1999 Nov | 1999 Dez | 2000 Jan | Feb | Mrz | Apr | Mai | Jun | Jul | Aug | Sep | Okt | Nov | Dez |
|---|---|---|---|---|---|---|---|---|---|---|---|---|---|---|
| 1. | 1.38 | 2.06 | 4.46 | 8.63 | 8.86 | 4.87 | 4.17 | 2.07 | 1.66 | 1.64 | 1.30 | 1.26 | 1.48 | 1.91 |
| 2. | 1.76 | 2.43 | 4.40 | 7.29 | 8.05 | 4.75 | 3.84 | 2.01 | 1.92 | 1.64 | 1.61 | 1.32 | 1.80 | 1.89 |
| 3. | 1.79 | 2.31 | 4.46 | 7.37 | 8.17 | 4.67 | 3.62 | 2.23 | 2.25 | 1.53 | 1.73 | 1.28 | 2.15 | 1.90 |
| 4. | 1.47 | 2.52 | 5.42 | 6.50 | 8.47 | 4.63 | 3.46 | 2.92 | 2.01 | 1.51 | 1.64 | 1.27 | 2.23 | 1.77 |
| 5. | 1.37 | 2.35 | 6.33 | 6.10 | 7.66 | 4.33 | 3.29 | 4.10 | 2.14 | 1.51 | 1.49 | 1.26 | 1.82 | 1.84 |
| 6. | 1.37 | 2.25 | 5.38 | 5.58 | 7.25 | 4.08 | 3.17 | 2.89 | 1.61 | 1.44 | 1.51 | 1.31 | 1.80 | 1.77 |
| 7. | 1.35 | 2.45 | 5.04 | 5.06 | 7.00 | 3.96 | 3.06 | 2.65 | 1.59 | 1.82 | 2.03 | 1.27 | 1.81 | 1.73 |
| 8. | 2.00 | 3.33 | 4.65 | 4.87 | 7.01 | 3.88 | 3.21 | 2.39 | 1.86 | 1.75 | 1.50 | 1.29 | 1.68 | 1.74 |
| 9. | 1.85 | 2.97 | 4.54 | 5.49 | 11.7 | 3.84 | 3.54 | 2.12 | 1.64 | 1.86 | 1.42 | 1.54 | 1.68 | 1.78 |
| 10. | 2.06 | 2.86 | 4.21 | 4.87 | 10.2 | 3.74 | 2.99 | 2.28 | 2.08 | 1.63 | 1.34 | 1.46 | 1.69 | 1.74 |
| 11. | 3.13 | 2.64 | 3.86 | 5.23 | 10.0 | 3.78 | 2.84 | 2.26 | 1.59 | 1.65 | 1.35 | 1.61 | 1.58 | 1.93 |
| 12. | 2.15 | 4.39 | 3.70 | 4.66 | 8.98 | 3.72 | 2.74 | 1.98 | 1.56 | 1.51 | 1.34 | 1.88 | 1.60 | 1.86 |
| 13. | 1.84 | 6.12 | 3.60 | 6.03 | 8.02 | 3.82 | 2.70 | 1.82 | 1.51 | 1.42 | 1.48 | 1.42 | 1.85 | 1.84 |
| 14. | 1.80 | 5.76 | 3.48 | 5.72 | 8.03 | 3.78 | 2.60 | 1.70 | 1.67 | 1.48 | 1.36 | 1.35 | 2.45 | 2.00 |
| 15. | 1.73 | 4.75 | 3.32 | 6.89 | 8.32 | 3.85 | 2.61 | 1.77 | 1.85 | 1.50 | 1.33 | 1.35 | 2.17 | 2.49 |
| 16. | 1.69 | 4.06 | 3.20 | 9.08 | 8.52 | 3.58 | 2.59 | 1.79 | 1.72 | 1.93 | 1.83 | 1.35 | 2.08 | 2.73 |
| 17. | 1.73 | 3.60 | 3.20 | 8.11 | 8.47 | 3.43 | 2.60 | 1.70 | 1.67 | 1.63 | 1.58 | 1.30 | 2.05 | 2.62 |
| 18. | 1.77 | 3.60 | 3.61 | 7.28 | 10.8 | 3.31 | 2.60 | 1.69 | 1.61 | 1.37 | 1.52 | 1.28 | 2.08 | 2.42 |
| 19. | 1.81 | 3.47 | 3.45 | 8.73 | 10.9 | 3.58 | 2.76 | 1.56 | 1.61 | 1.67 | 1.45 | 1.30 | 2.00 | 2.36 |
| 20. | 1.74 | 3.11 | 3.20 | 8.77 | 9.61 | 3.30 | 3.00 | 1.57 | 1.53 | 1.98 | 1.38 | 1.33 | 2.06 | 2.32 |
| 21. | 1.70 | 2.94 | 3.72 | 7.50 | 8.74 | 3.25 | 2.66 | 1.51 | 1.51 | 2.98 | 1.91 | 1.25 | 1.93 | 2.19 |
| 22. | 1.70 | 2.77 | 3.98 | 6.90 | 7.96 | 3.20 | 2.66 | 1.55 | 1.51 | 1.83 | 1.81 | 1.18 | 1.96 | 2.04 |
| 23. | 1.80 | 2.64 | 3.96 | 6.36 | 7.28 | 3.21 | 2.55 | 1.54 | 1.51 | 1.60 | 1.47 | 1.22 | 2.03 | 1.99 |
| 24. | 2.23 | 2.60 | 3.47 | 6.55 | 6.82 | 3.34 | 2.43 | 1.86 | 1.77 | 1.44 | 1.39 | 1.27 | 1.92 | 2.01 |
| 25. | 2.62 | 4.52 | 3.27 | 15.8 | 6.55 | 3.21 | 2.83 | 1.68 | 3.00 | 1.41 | 1.52 | 1.23 | 1.86 | 2.09 |
| 26. | 3.09 | 5.77 | 3.17 | 11.7 | 6.18 | 3.15 | 2.59 | 1.57 | 1.94 | 1.40 | 1.44 | 1.19 | 1.94 | 2.06 |
| 27. | 2.62 | 7.64 | 3.14 | 9.68 | 5.68 | 3.13 | 2.38 | 1.60 | 1.74 | 1.34 | 1.36 | 1.38 | 1.86 | 2.15 |
| 28. | 2.35 | 6.35 | 3.10 | 8.63 | 5.29 | 3.10 | 2.30 | 1.60 | 1.83 | 1.40 | 1.35 | 1.89 | 2.08 | 2.38 |
| 29. | 2.16 | 5.30 | 3.88 | 8.07 | 5.08 | 5.10 | 2.27 | 1.63 | 1.74 | 1.36 | 1.30 | 1.55 | 2.04 | 2.15 |
| 30. | 2.03 | 5.00 | 12.7 | | 5.40 | 5.66 | 2.25 | 1.64 | 1.85 | 1.36 | 1.25 | 1.48 | 1.97 | 2.09 |
| 31. | | 4.53 | 9.04 | | 4.96 | | 2.04 | | 1.94 | 1.31 | | 1.72 | | 2.04 |

## Hauptwerte

| | 1999 Nov | 1999 Dez | 2000 Jan | Feb | Mrz | Apr | Mai | Jun | Jul | Aug | Sep | Okt | Nov | Dez |
|---|---|---|---|---|---|---|---|---|---|---|---|---|---|---|
| Tag | 7. | 1. | 28. | 12. | 31. | 28. | 31. | 21. | 13. | 31. | 30. | 22. | 1. | 7. |
| NQ | 1.35 | 2.06 | 3.10 | 4.66 | 4.96 | 3.10 | 2.04 | 1.51 | 1.51 | 1.31 | 1.25 | 1.18 | 1.48 | 1.73 |
| MQ | 1.94 | 3.78 | 4.42 | 7.36 | 7.94 | 3.84 | 2.85 | 1.99 | 1.79 | 1.61 | 1.50 | 1.38 | 1.92 | 2.06 |
| HQ | 4.12 | 8.62 | 19.9 | 31.0 | 16.7 | 17.9 | 8.46 | 9.58 | 4.48 | 4.73 | 2.65 | 2.54 | 3.53 | 3.31 |
| Tag | 11. | 12. | 30. | 25. | 9. | 29. | 8. | 5. | 24. | 21. | 21. | 28. | 3. | 16. |
| $h_N$ mm | 66 | 100 | 56 | 96 | 88 | 44 | 47 | 60 | 95 | 56 | 61 | 50 | 53 | 44 |
| $h_A$ mm | 12 | 24 | 28 | 43 | 50 | 23 | 18 | 12 | 11 | 10 | 9 | 9 | 12 | 13 |
| | 1959/1999 | | 1960/2000 | | | | | | 41 Jahre | | | | | |
| Jahr | 1978 | 1959 | 1977 | 1963 | 1963 | 1963 | 1963 | 1960 | 1960 | 1977 | 1991 | 1971 | 1978 | 1968 |
| NQ | 0.900 | 0.910 | 0.830 | 1.04 | 1.25 | 1.39 | 1.46 | 0.840 | 0.540 | 0.760 | 0.696 | 0.930 | 0.900 | 0.930 |
| MNQ | 1.85 | 2.41 | 2.60 | 2.97 | 3.07 | 3.45 | 2.79 | 2.27 | 1.85 | 1.49 | 1.42 | 1.54 | 1.86 | 2.43 |
| MQ | 2.88 | 4.52 | 4.78 | 4.96 | 5.46 | 4.98 | 3.86 | 3.38 | 2.46 | 2.03 | 1.88 | 2.17 | 2.90 | 4.53 |
| MHQ | 9.99 | 16.3 | 19.2 | 16.3 | 15.2 | 13.0 | 10.9 | 13.5 | 8.12 | 8.72 | 5.85 | 7.15 | 10.0 | 16.3 |
| HQ | 55.5 | 49.4 | 98.9 | 59.4 | 58.8 | 121 | 44.6 | 93.7 | 34.6 | 57.8 | 22.2 | 35.5 | 55.5 | 49.4 |
| Jahr | 1984 | 1986 | 1987 | 1984 | 1987 | 1961 | 1997 | 1981 | 1972 | 1981 | 1998 | 1970 | 1984 | 1986 |
| | 1959/1999 | | 1960/2000 | | | | | | 41 Jahre | | | | | |
| $Mh_N$ mm | 67 | 74 | 61 | 50 | 59 | 60 | 71 | 82 | 76 | 70 | 59 | 59 | 67 | 74 |
| $Mh_A$ mm | 17 | 28 | 30 | 29 | 34 | 30 | 24 | 20 | 15 | 13 | 11 | 14 | 17 | 28 |

| | Abflussjahr (*) 2000 Jahr | Datum | Winter | Sommer | Kalenderjahr 2000 Jahr | Datum |
|---|---|---|---|---|---|---|
| NQ m³/s | 1.18 | am 22.10.2000 | 1.35 | 1.18 | 1.18 | am 22.10.2000 |
| MQ m³/s | 3.36 | | 4.87 | 1.85 | 3.21 | |
| HQ m³/s | 31.0 | am 25.02.2000 bei W= 284 cm | 31.0 | 9.58 | 31.0 | am 25.02.2000 bei W= 284 cm |
| Nq l/(s km²) | 2.74 | | 3.15 | 2.74 | 2.74 | |
| Mq l/(s km²) | 7.81 | | 11.3 | 4.32 | 7.47 | |
| Hq l/(s km²) | 72.2 | | 72.2 | 22.3 | 72.2 | |
| $h_N$ mm | 819 | | 450 | 369 | 750 | |
| $h_A$ mm | 246 | | 178 | 69 | 236 | |
| | 1960/2000 (*) 41 Jahre | | | | 1960/2000 | |
| NQ m³/s | 0.540 | am 17.07.1960 | 0.830 | 0.540 | 0.540 | am 17.07.1960 |
| MNQ m³/s | 1.17 | | 1.67 | 1.29 | 1.25 | |
| MQ m³/s | 3.61 | | 4.60 | 2.63 | 3.61 | |
| MHQ m³/s | 39.6 | | 36.0 | 21.1 | 38.6 | |
| HQ m³/s | 121 | am 16.04.1961 | 121 | 93.7 | 121 | am 16.04.1961 |
| $HQ_1$ m³/s | 19.9 | | 17.3 | 7.17 | 19.9 | |
| $HQ_5$ m³/s | 37.0 | | 35.2 | 20.0 | 37.0 | |
| MNq l/(s km²) | 2.72 | | 3.89 | 3.00 | 2.91 | |
| Mq l/(s km²) | 8.40 | | 10.7 | 6.12 | 8.40 | |
| MHq l/(s km²) | 92.2 | | 83.8 | 49.1 | 89.9 | |
| | 1960/2000 (*) 41 Jahre | | | | 1960/2000 | |
| $Mh_N$ mm | 788 | | 371 | 417 | 788 | |
| $Mh_A$ mm | 265 | | 168 | 97 | 266 | |

## Extremwerte

| | Niedrigwasser m³/s | l/(s km²) | Datum | Hochwasser m³/s | l/(s km²) | cm | Datum |
|---|---|---|---|---|---|---|---|
| 1 | 0.540 | 1.26 | 17.07.1960 | 121 | 282 | 430 | 16.04.1961 |
| 2 | 0.696 | 1.62 | 13.09.1991 | 98.9 | 230 | 415 | 02.01.1987 |
| 3 | 0.760 | 1.77 | 01.08.1977 | 93.7 | 218 | 411 | 04.06.1981 |
| 4 | 0.830 | 1.93 | 22.08.1976 | 83.0 | 193 | 402 | 23.01.1995 |
| 5 | 0.900 | 2.09 | 06.11.1978 | 59.4 | 138 | 374 | 07.02.1984 |
| 6 | 0.910 | 2.12 | 15.12.1959 | 58.8 | 137 | 360 | 26.03.1987 |
| 7 | 0.923 | 2.15 | 25.08.1989 | 57.8 | 135 | 375 | 11.08.1981 |
| 8 | 0.930 | 2.16 | 29.10.1971 | 56.6 | 132 | 367 | 31.01.1982 |
| 9 | 0.930 | 2.16 | 30.12.1968 | 55.5 | 129 | 364 | 23.11.1984 |
| 10 | 0.934 | 2.17 | 07.09.1993 | 53.7 | 125 | 359 | 15.01.1968 |

## Dauertabelle

| Unterschreitungsdauer in Tagen | Unterschrittene Abflüsse m³/s: Abflussjahr (*) 2000 | Kalenderjahr 2000 | 1960/2000 41 Kalenderjahre: Obere Hüllwerte | Mittlere Werte | Untere Hüllwerte |
|---|---|---|---|---|---|
| (365) | 15.8 | 15.8 | | | |
| 364 | 12.7 | 12.7 | 60.6 | 22.0 | 7.56 |
| 363 | 11.7 | 11.7 | 47.8 | 18.7 | 6.59 |
| 362 | 11.7 | 11.7 | 46.4 | 16.5 | 6.17 |
| 361 | 10.9 | 10.9 | 42.8 | 15.3 | 6.04 |
| 360 | 10.8 | 10.8 | 32.3 | 14.4 | 5.75 |
| 359 | 10.2 | 10.2 | 30.9 | 13.1 | 5.12 |
| 358 | 10.0 | 10.0 | 23.5 | 12.5 | 4.60 |
| 357 | 9.68 | 9.68 | 21.8 | 12.0 | 4.60 |
| 356 | 9.61 | 9.61 | 21.6 | 11.5 | 4.60 |
| 350 | 8.74 | 8.74 | 17.1 | 9.70 | 4.25 |
| 340 | 8.07 | 8.07 | 13.8 | 7.88 | 3.68 |
| 330 | 7.28 | 7.28 | 12.0 | 6.86 | 3.56 |
| 320 | 6.50 | 6.36 | 10.9 | 6.14 | 3.24 |
| 300 | 5.23 | 4.87 | 9.32 | 5.14 | 2.40 |
| 270 | 3.96 | 3.72 | 7.32 | 4.22 | 2.10 |
| 240 | 3.33 | 3.15 | 6.59 | 3.58 | 1.92 |
| 210 | 2.94 | 2.45 | 5.89 | 3.10 | 1.80 |
| 183 | 2.43 | 2.08 | 5.33 | 2.72 | 1.52 |
| 150 | 1.94 | 1.89 | 4.42 | 2.30 | 1.36 |
| 130 | 1.80 | 1.81 | 4.22 | 2.08 | 1.28 |
| 120 | 1.74 | 1.75 | 4.09 | 2.00 | 1.20 |
| 110 | 1.70 | 1.70 | 4.05 | 1.90 | 1.20 |
| 100 | 1.64 | 1.65 | 3.96 | 1.81 | 1.20 |
| 90 | 1.61 | 1.61 | 3.83 | 1.76 | 1.20 |
| 80 | 1.56 | 1.58 | 3.70 | 1.70 | 1.12 |
| 70 | 1.52 | 1.53 | 3.57 | 1.61 | 1.12 |
| 60 | 1.50 | 1.51 | 3.44 | 1.52 | 1.12 |
| 50 | 1.44 | 1.47 | 3.32 | 1.44 | 1.04 |
| 40 | 1.38 | 1.40 | 3.20 | 1.39 | 1.04 |
| 30 | 1.35 | 1.35 | 3.08 | 1.32 | 0.960 |
| 25 | 1.34 | 1.34 | 2.96 | 1.28 | 0.912 |
| 20 | 1.32 | 1.32 | 2.96 | 1.25 | 0.900 |
| 15 | 1.30 | 1.30 | 2.84 | 1.20 | 0.890 |
| 10 | 1.27 | 1.27 | 2.72 | 1.12 | 0.830 |
| 9 | 1.27 | 1.27 | 2.72 | 1.10 | 0.780 |
| 8 | 1.27 | 1.27 | 2.72 | 1.07 | 0.780 |
| 7 | 1.26 | 1.26 | 2.60 | 1.04 | 0.780 |
| 6 | 1.26 | 1.26 | 2.54 | 1.04 | 0.780 |
| 5 | 1.25 | 1.25 | 2.51 | 1.00 | 0.660 |
| 4 | 1.25 | 1.25 | 2.51 | 0.973 | 0.660 |
| 3 | 1.23 | 1.23 | 2.48 | 0.948 | 0.600 |
| 2 | 1.22 | 1.22 | 2.41 | 0.902 | 0.600 |
| 1 | 1.19 | 1.19 | 2.39 | 0.836 | 0.600 |
| 0 | 1.18 | 1.18 | 2.38 | 0.540 | 0.540 |

(*) Abflussjahr: 1.11. des Vorjahres bis 31.10.

2000 kein Eis

HQ1 und HQ5 aus Jahresreihe 1987 / 2000 ermittelt

HLUG Wiesbaden

$A_{Eo}$ : 14.3 km²
PNP : NN + 191.95 m
Lage: 3.5 km oberhalb der Mündung, rechts

# Q
m³/s

Pegel : Ziegenhagen 1 Nr. 41980355
Gewässer : Rautenbach
Gebiet : Werra

## Tageswerte

| Tag | 1999 Nov | 1999 Dez | 2000 Jan | Feb | Mrz | Apr | Mai | Jun | Jul | Aug | Sep | Okt | Nov | Dez |
|---|---|---|---|---|---|---|---|---|---|---|---|---|---|---|
| 1. | 0.017 | 0.101 | 0.279 | 0.618 | 0.603 | 0.218 | 0.072 | 0.037 | 0.041 | 0.055 | 0.030 | 0.021 | 0.047 | 0.042 |
| 2. | 0.035 | 0.102 | 0.274 | 0.550 | 0.551 | 0.210 | 0.066 | 0.036 | 0.042 | 0.059 | 0.045 | 0.021 | 0.061 | 0.043 |
| 3. | 0.030 | 0.091 | 0.279 | 0.486 | 0.612 | 0.202 | 0.063 | 0.218 | 0.070 | 0.051 | 0.052 | 0.021 | 0.064 | 0.042 |
| 4. | 0.022 | 0.092 | 0.339 | 0.419 | 0.672 | 0.192 | 0.058 | 0.228 | 0.065 | 0.047 | 0.035 | 0.021 | 0.058 | 0.042 |
| 5. | 0.020 | 0.099 | 0.421 | 0.366 | 0.611 | 0.189 | 0.056 | 0.333 | 0.130 | 0.046 | 0.030 | 0.021 | 0.047 | 0.038 |
| 6. | 0.021 | 0.092 | 0.416 | 0.328 | 0.555 | 0.168 | 0.054 | 0.322 | 0.091 | 0.040 | 0.033 | 0.021 | 0.042 | 0.036 |
| 7. | 0.027 | 0.111 | 0.395 | 0.318 | 0.506 | 0.161 | 0.052 | 0.283 | 0.070 | 0.043 | 0.075 | 0.021 | 0.040 | 0.036 |
| 8. | 0.068 | 0.181 | 0.357 | 0.325 | 0.544 | 0.152 | 0.054 | 0.228 | 0.070 | 0.047 | 0.043 | 0.021 | 0.036 | 0.036 |
| 9. | 0.064 | 0.157 | 0.314 | 0.329 | 1.08 | 0.150 | 0.071 | 0.187 | 0.056 | 0.043 | 0.033 | 0.021 | 0.040 | 0.037 |
| 10. | 0.052 | 0.147 | 0.268 | 0.298 | 1.18 | 0.139 | 0.055 | 0.164 | 0.080 | 0.049 | 0.030 | 0.021 | 0.038 | 0.037 |
| 11. | 0.060 | 0.137 | 0.235 | 0.297 | 1.17 | 0.139 | 0.050 | 0.147 | 0.064 | 0.043 | 0.030 | 0.024 | 0.031 | 0.036 |
| 12. | 0.052 | 0.247 | 0.214 | 0.281 | 0.800 | 0.141 | 0.047 | 0.128 | 0.064 | 0.032 | 0.029 | 0.025 | 0.036 | 0.047 |
| 13. | 0.050 | 0.363 | 0.202 | 0.355 | 0.720 | 0.133 | 0.042 | 0.108 | 0.053 | 0.024 | 0.025 | 0.023 | 0.042 | 0.049 |
| 14. | 0.054 | 0.325 | 0.184 | 0.379 | 0.698 | 0.128 | 0.042 | 0.097 | 0.059 | 0.019 | 0.025 | 0.021 | 0.084 | 0.047 |
| 15. | 0.047 | 0.281 | 0.164 | 0.444 | 0.701 | 0.121 | 0.039 | 0.099 | 0.074 | 0.020 | 0.025 | 0.017 | 0.058 | 0.074 |
| 16. | 0.042 | 0.232 | 0.150 | 0.489 | 0.696 | 0.114 | 0.039 | 0.086 | 0.065 | 0.022 | 0.026 | 0.017 | 0.048 | 0.107 |
| 17. | 0.042 | 0.190 | 0.145 | 0.488 | 0.680 | 0.108 | 0.044 | 0.076 | 0.054 | 0.021 | 0.025 | 0.017 | 0.048 | 0.095 |
| 18. | 0.047 | 0.193 | 0.159 | 0.431 | 0.680 | 0.102 | 0.044 | 0.068 | 0.048 | 0.021 | 0.023 | 0.017 | 0.042 | 0.078 |
| 19. | 0.049 | 0.168 | 0.152 | 0.498 | 0.650 | 0.106 | 0.066 | 0.062 | 0.045 | 0.128 | 0.021 | 0.019 | 0.040 | 0.073 |
| 20. | 0.044 | 0.156 | 0.148 | 0.533 | 0.620 | 0.093 | 0.113 | 0.059 | 0.040 | 0.081 | 0.021 | 0.021 | 0.052 | 0.066 |
| 21. | 0.042 | 0.139 | 0.195 | 0.500 | 0.536 | 0.087 | 0.069 | 0.052 | 0.039 | 0.114 | 0.024 | 0.021 | 0.046 | 0.065 |
| 22. | 0.042 | 0.130 | 0.247 | 0.449 | 0.444 | 0.082 | 0.068 | 0.053 | 0.043 | 0.074 | 0.021 | 0.021 | 0.044 | 0.057 |
| 23. | 0.067 | 0.125 | 0.258 | 0.397 | 0.387 | 0.080 | 0.056 | 0.048 | 0.040 | 0.056 | 0.021 | 0.021 | 0.045 | 0.060 |
| 24. | 0.122 | 0.119 | 0.227 | 0.387 | 0.349 | 0.087 | 0.050 | 0.075 | 0.044 | 0.045 | 0.021 | 0.021 | 0.042 | 0.058 |
| 25. | 0.139 | 0.225 | 0.203 | 0.909 | 0.314 | 0.080 | 0.058 | 0.067 | 0.085 | 0.040 | 0.022 | 0.021 | 0.038 | 0.064 |
| 26. | 0.136 | 0.331 | 0.191 | 0.985 | 0.284 | 0.077 | 0.049 | 0.056 | 0.067 | 0.037 | 0.021 | 0.026 | 0.041 | 0.059 |
| 27. | 0.165 | 0.525 | 0.178 | 0.815 | 0.256 | 0.073 | 0.045 | 0.047 | 0.059 | 0.035 | 0.021 | 0.030 | 0.040 | 0.058 |
| 28. | 0.118 | 0.529 | 0.169 | 0.699 | 0.247 | 0.074 | 0.042 | 0.045 | 0.065 | 0.035 | 0.021 | 0.069 | 0.059 | 0.068 |
| 29. | 0.104 | 0.421 | 0.219 | 0.596 | 0.239 | 0.077 | 0.050 | 0.042 | 0.060 | 0.031 | 0.021 | 0.042 | 0.058 | 0.064 |
| 30. | 0.086 | 0.360 | 0.654 | | 0.239 | 0.080 | 0.046 | 0.039 | 0.070 | 0.030 | 0.021 | 0.046 | 0.049 | 0.058 |
| 31. | | 0.299 | 0.633 | | 0.227 | | 0.042 | | 0.068 | 0.030 | | 0.054 | | 0.055 |

## Hauptwerte

| | | | | | | | | | | | | | | |
|---|---|---|---|---|---|---|---|---|---|---|---|---|---|---|
| Tag | 1. | 3. | 17. | 12. | 31. | 27. | 15.+ | 2. | 21. | 14. | 19.+ | 15.+ | 11. | 6.+ |
| NQ | 0.017 | 0.091 | 0.145 | 0.281 | 0.227 | 0.073 | 0.039 | 0.036 | 0.039 | 0.019 | 0.021 | 0.017 | 0.031 | 0.036 |
| MQ | 0.062 | 0.215 | 0.267 | 0.482 | 0.576 | 0.125 | 0.055 | 0.116 | 0.062 | 0.046 | 0.029 | 0.025 | 0.047 | 0.056 |
| HQ | 0.256 | 0.680 | 1.02 | 1.37 | 1.30 | 0.272 | 0.185 | 1.44 | 0.289 | 0.570 | 0.138 | 0.126 | 0.126 | 0.126 |
| Tag | 27. | 27. | 30. | 25. | 9. | 5. | 20. | 3. | 3. | 19. | 7. | 31. | 14. | 16. |
| $h_N$ mm / $h_A$ mm | 11 | 40 | 50 | 84 | 108 | 23 | 10 | 21 | 12 | 9 | 5 | 5 | 9 | 10 |
| | 1957/1999 | | 1958/2000 43 Jahre | | | | | | | | | | | |
| Jahr | 1962 + | 1962 | 1963 | 1963 | 1963 | 1960 | 1959 | 1959 | 1959 | 1959 | 1959 + | 1959 | 1962 + | 1962 |
| NQ | 0.010 | 0.013 | 0.011 | 0.010 | 0.010 | 0.033 | 0.024 | 0.010 | 0.010 | 0.006 | 0.006 | 0.006 | 0.010 | 0.013 |
| MNQ | 0.047 | 0.081 | 0.096 | 0.112 | 0.106 | 0.126 | 0.072 | 0.046 | 0.037 | 0.027 | 0.024 | 0.033 | 0.047 | 0.080 |
| MQ | 0.127 | 0.232 | 0.246 | 0.240 | 0.280 | 0.244 | 0.154 | 0.126 | 0.098 | 0.060 | 0.054 | 0.085 | 0.125 | 0.228 |
| MHQ | 0.494 | 1.07 | 0.908 | 0.757 | 0.865 | 0.662 | 0.568 | 0.848 | 0.714 | 0.457 | 0.331 | 0.363 | 0.491 | 1.05 |
| HQ | 2.45 | 7.42 | 4.45 | 2.75 | 2.96 | 4.75 | 2.96 | 5.22 | 9.50 | 1.66 | 2.00 | 2.14 | 2.45 | 7.42 |
| Jahr | 1981 | 1986 | 1987 | 1980 | 1994 | 1961 | 1993 | 1981 | 1965 | 1981 | 1986 | 1960 | 1981 | 1986 |
| | 1957/1999 | | 1958/2000 43 Jahre | | | | | | | | | | | |
| $Mh_N$ mm / $Mh_A$ mm | 23 | 43 | 46 | 42 | 52 | 44 | 29 | 23 | 18 | 11 | 10 | 16 | 22 | 43 |

| | Abflussjahr (*) 2000 Jahr | Datum | Winter | Sommer | Kalenderjahr 2000 Jahr | Datum |
|---|---|---|---|---|---|---|
| NQ m³/s | 0.017 | am 01.11.1999 | 0.017 | 0.017 | 0.017 | am 15.10.2000 |
| MQ m³/s | 0.171 | | 0.288 | 0.055 | 0.156 | |
| HQ m³/s | 1.44 | am 03.06.2000 bei W= 61 cm | 1.37 | 1.44 | 1.44 | am 03.06.2000 bei W= 61 cm |
| Nq l/(s km²) | 1.19 | | 1.19 | 1.19 | 1.19 | |
| Mq l/(s km²) | 12.0 | | 20.1 | 3.85 | 10.9 | |
| Hq l/(s km²) | 101 | | 95.8 | 101 | 101 | |
| $h_N$ mm / $h_A$ mm | 377 | | 317 | 61 | 345 | |
| | 1958/2000 (*) 43 Jahre | | | | 1958/2000 | |
| NQ m³/s | 0.006 | am 28.08.1959 | 0.010 | 0.006 | 0.006 | am 28.08.1959 |
| MNQ m³/s | 0.015 | | 0.037 | 0.019 | 0.018 | |
| MQ m³/s | 0.162 | | 0.228 | 0.096 | 0.161 | |
| MHQ m³/s | 2.28 | | 1.84 | 1.48 | 2.31 | |
| HQ m³/s | 9.50 | am 21.07.1965 | 7.42 | 9.50 | 9.50 | am 21.07.1965 |
| $HQ_1$ m³/s | 0.307 | | 0.192 | | 0.307 | |
| $HQ_5$ m³/s | 0.945 | | 0.805 | 0.570 | 0.945 | |
| MNq l/(s km²) | 1.05 | | 2.59 | 1.33 | 1.26 | |
| Mq l/(s km²) | 11.3 | | 15.9 | 6.71 | 11.3 | |
| MHq l/(s km²) | 159 | | 129 | 103 | 162 | |
| | 1958/2000 (*) 43 Jahre | | | | 1958/2000 | |
| $Mh_N$ mm / $Mh_A$ mm | 357 | | 251 | 107 | 356 | |

## Dauertabelle

| Unterschreitungsdauer in Tagen | Unterschrittene Abflüsse m³/s: Abflussjahr (*) 2000 | Kalenderjahr 2000 | 1958/2000 43 Kalenderjahre: Obere Hüllwerte | Mittlere Werte | Untere Hüllwerte |
|---|---|---|---|---|---|
| (365) | 1.18 | 1.18 | | | |
| 364 | 1.17 | 1.17 | 5.26 | 1.42 | 0.497 |
| 363 | 1.08 | 1.08 | 3.68 | 1.20 | 0.449 |
| 362 | 0.985 | 0.985 | 2.31 | 1.06 | 0.422 |
| 361 | 0.909 | 0.909 | 2.21 | 0.945 | 0.346 |
| 360 | 0.815 | 0.815 | 1.90 | 0.890 | 0.346 |
| 359 | 0.800 | 0.800 | 1.89 | 0.840 | 0.346 |
| 358 | 0.720 | 0.720 | 1.70 | 0.791 | 0.294 |
| 357 | 0.701 | 0.701 | 1.67 | 0.757 | 0.276 |
| 356 | 0.699 | 0.699 | 1.60 | 0.725 | 0.276 |
| 350 | 0.654 | 0.654 | 1.29 | 0.596 | 0.264 |
| 340 | 0.551 | 0.551 | 0.954 | 0.470 | 0.233 |
| 330 | 0.489 | 0.486 | 0.790 | 0.384 | 0.174 |
| 320 | 0.416 | 0.395 | 0.689 | 0.326 | 0.150 |
| 300 | 0.318 | 0.281 | 0.595 | 0.256 | 0.106 |
| 270 | 0.218 | 0.178 | 0.422 | 0.190 | 0.068 |
| 240 | 0.148 | 0.102 | 0.322 | 0.146 | 0.055 |
| 210 | 0.104 | 0.071 | 0.276 | 0.117 | 0.045 |
| 183 | 0.075 | 0.061 | 0.213 | 0.093 | 0.036 |
| 150 | 0.060 | 0.053 | 0.174 | 0.069 | 0.024 |
| 130 | 0.053 | 0.048 | 0.159 | 0.057 | 0.017 |
| 120 | 0.049 | 0.046 | 0.153 | 0.054 | 0.017 |
| 110 | 0.047 | 0.044 | 0.145 | 0.048 | 0.016 |
| 100 | 0.044 | 0.043 | 0.140 | 0.044 | 0.015 |
| 90 | 0.043 | 0.041 | 0.134 | 0.040 | 0.013 |
| 80 | 0.041 | 0.039 | 0.129 | 0.035 | 0.011 |
| 70 | 0.036 | 0.037 | 0.120 | 0.032 | 0.011 |
| 60 | 0.031 | 0.032 | 0.115 | 0.028 | 0.011 |
| 50 | 0.026 | 0.029 | 0.109 | 0.025 | 0.011 |
| 40 | 0.023 | 0.024 | 0.105 | 0.022 | 0.007 |
| 30 | 0.022 | 0.022 | 0.098 | 0.018 | 0.007 |
| 25 | 0.022 | 0.022 | 0.095 | 0.017 | 0.007 |
| 20 | 0.022 | 0.022 | 0.091 | 0.016 | 0.007 |
| 15 | 0.022 | 0.022 | 0.086 | 0.014 | 0.007 |
| 10 | 0.022 | 0.022 | 0.083 | 0.012 | 0.007 |
| 9 | 0.021 | 0.022 | 0.082 | 0.012 | 0.007 |
| 8 | 0.021 | 0.022 | 0.081 | 0.012 | 0.007 |
| 7 | 0.020 | 0.021 | 0.081 | 0.011 | 0.007 |
| 6 | 0.020 | 0.020 | 0.081 | 0.011 | 0.007 |
| 5 | 0.019 | 0.020 | 0.080 | 0.011 | 0.007 |
| 4 | 0.019 | 0.019 | 0.078 | 0.011 | 0.007 |
| 3 | 0.019 | 0.019 | 0.078 | 0.010 | 0.007 |
| 2 | 0.019 | 0.019 | 0.077 | 0.009 | 0.007 |
| 1 | 0.019 | 0.019 | 0.076 | 0.007 | 0.007 |
| 0 | 0.017 | 0.017 | 0.073 | 0.006 | 0.006 |

## Extremwerte

| | Niedrigwasser m³/s | l/(s km²) | Datum | Hochwasser m³/s | l/(s km²) | cm | Datum |
|---|---|---|---|---|---|---|---|
| 1 | 0.006 | 0.420 | 14.09.1991 | 9.50 | 664 | | 21.07.1965 |
| 2 | 0.006 | 0.420 | 28.08.1959 | 7.42 | 519 | | 30.12.1986 |
| 3 | 0.007 | 0.490 | 21.08.1989 | 5.22 | 365 | | 04.06.1981 |
| 4 | 0.007 | 0.490 | 29.08.1973 | 4.75 | 332 | | 16.04.1961 |
| 5 | 0.008 | 0.559 | 03.08.1990 | 3.90 | 273 | | 19.12.1988 |
| 6 | 0.009 | 0.629 | 05.10.1983 | 3.60 | 252 | | 15.12.1980 |
| 7 | 0.009 | 0.629 | 26.08.1976 | 3.53 | 247 | | 05.06.1979 |
| 8 | 0.010 | 0.699 | 26.09.1997 | 3.15 | 220 | | 08.12.1974 |
| 9 | 0.010 | 0.699 | 16.08.1994 | 3.04 | 213 | | 04.12.1981 |
| 10 | 0.010 | 0.699 | 23.10.1962 | 2.96 | 207 | 82 | 13.05.1993 |

(*) Abflussjahr: 1.11. des Vorjahres bis 31.10.

2000 kein Eis
ungenaue Abflussangaben

$A_{Eo}$ : 55.5 km²
PNP : NN + 365.07 m
Lage: 202.0 km oberhalb der Mündung, rechts

# Q
m³/s

Pegel : Hettenhausen Nr. 42110304
Gewässer : Fulda
Gebiet : Fulda

## Tageswerte

| Tag | 1999 Nov | 1999 Dez | 2000 Jan | Feb | Mrz | Apr | Mai | Jun | Jul | Aug | Sep | Okt | Nov | Dez |
|---|---|---|---|---|---|---|---|---|---|---|---|---|---|---|
| 1. | 0.260 | 0.717 | 1.22 | 2.77 | 4.46 | 1.22 | 0.630 | 0.323 | 0.206 | 0.325 | 0.356 | 0.549 | 1.07 | 0.952 |
| 2. | 0.327 | 0.721 | 1.16 | 2.28 | 3.09 | 1.15 | 0.597 | 0.311 | 0.273 | 0.355 | 0.628 | 0.542 | 1.24 | 0.915 |
| 3. | 0.481 | 0.635 | 1.15 | 1.95 | 3.27 | 1.12 | 0.601 | 0.335 | 0.390 | 0.485 | 0.696 | 0.491 | 1.22 | 0.873 |
| 4. | 0.334 | 0.755 | 1.34 | 1.67 | 3.26 | 1.18 | 0.540 | 0.371 | 0.261 | 0.470 | 0.488 | 0.477 | 1.20 | 0.848 |
| 5. | 0.279 | 0.662 | 2.38 | 1.69 | 2.64 | 1.06 | 0.522 | 0.312 | 0.237 | 0.408 | 0.400 | 0.454 | 1.04 | 0.829 |
| 6. | 0.254 | 0.608 | 1.66 | 1.56 | 2.41 | 0.972 | 0.513 | 0.307 | 0.253 | 0.313 | 0.371 | 0.582 | 0.985 | 0.802 |
| 7. | 0.255 | 0.871 | 1.54 | 1.58 | 2.30 | 0.919 | 0.483 | 0.339 | 0.259 | 0.295 | 1.53 | 0.535 | 0.956 | 0.799 |
| 8. | 0.269 | 1.15 | 1.46 | 1.72 | 3.79 | 0.897 | 0.485 | 0.298 | 0.333 | 0.300 | 1.27 | 0.523 | 0.877 | 0.754 |
| 9. | 0.418 | 1.10 | 1.57 | 1.90 | 4.28 | 0.852 | 0.480 | 0.286 | 0.251 | 0.288 | 0.839 | 0.745 | 0.821 | 0.724 |
| 10. | 0.710 | 1.18 | 1.54 | 1.63 | 3.82 | 0.802 | 0.489 | 0.264 | 0.533 | 0.253 | 0.672 | 0.915 | 0.788 | 0.766 |
| 11. | 0.871 | 1.06 | 1.42 | 1.82 | 3.59 | 0.800 | 0.470 | 0.286 | 0.284 | 0.251 | 0.550 | 1.10 | 0.730 | 0.860 |
| 12. | 0.647 | 4.76 | 1.30 | 1.54 | 3.06 | 0.837 | 0.443 | 0.281 | 0.306 | 0.228 | 0.494 | 0.964 | 0.721 | 0.903 |
| 13. | 0.559 | 2.83 | 1.21 | 1.52 | 2.61 | 0.821 | 0.427 | 0.248 | 0.256 | 0.211 | 0.563 | 0.794 | 1.15 | 0.832 |
| 14. | 0.500 | 2.37 | 1.14 | 1.43 | 3.23 | 0.834 | 0.410 | 0.241 | 0.408 | 0.205 | 0.506 | 0.710 | 1.27 | 1.38 |
| 15. | 0.520 | 1.90 | 1.05 | 1.80 | 3.39 | 0.800 | 0.408 | 0.244 | 0.703 | 0.211 | 0.463 | 0.651 | 1.28 | 2.11 |
| 16. | 0.480 | 1.60 | 1.00 | 2.38 | 2.89 | 0.737 | 0.393 | 0.243 | 0.576 | 0.211 | 0.849 | 0.643 | 1.04 | 1.50 |
| 17. | 0.448 | 1.31 | 0.994 | 1.87 | 3.03 | 0.700 | 0.389 | 0.231 | 0.383 | 0.199 | 1.14 | 0.617 | 1.01 | 1.21 |
| 18. | 0.440 | 1.24 | 1.46 | 1.68 | 4.20 | 0.677 | 0.397 | 0.220 | 0.311 | 0.212 | 0.844 | 0.591 | 0.981 | 1.09 |
| 19. | 0.443 | 1.15 | 1.32 | 1.97 | 3.59 | 0.650 | 0.387 | 0.210 | 0.289 | 0.254 | 0.714 | 0.583 | 0.906 | 1.05 |
| 20. | 0.430 | 1.11 | 1.09 | 1.78 | 2.93 | 0.634 | 0.460 | 0.210 | 0.281 | 0.373 | 0.590 | 0.582 | 0.890 | 1.01 |
| 21. | 0.419 | 1.03 | 1.04 | 1.58 | 2.57 | 0.578 | 0.390 | 0.201 | 0.239 | 0.627 | 0.795 | 0.546 | 0.833 | 0.898 |
| 22. | 0.402 | 0.968 | 1.00 | 1.50 | 2.30 | 0.560 | 0.419 | 0.186 | 0.211 | 0.570 | 0.869 | 0.521 | 0.866 | 0.844 |
| 23. | 0.403 | 0.916 | 0.938 | 1.42 | 2.10 | 0.558 | 0.410 | 0.192 | 0.199 | 0.405 | 0.702 | 0.508 | 0.918 | 0.833 |
| 24. | 0.412 | 0.900 | 0.830 | 1.63 | 1.96 | 0.579 | 0.360 | 0.216 | 0.239 | 0.330 | 0.612 | 0.511 | 0.871 | 0.828 |
| 25. | 0.513 | 2.62 | 0.816 | 4.48 | 1.77 | 0.561 | 0.386 | 0.234 | 0.246 | 0.313 | 0.626 | 0.496 | 0.802 | 0.851 |
| 26. | 0.671 | 2.31 | 0.827 | 2.91 | 1.71 | 0.527 | 0.395 | 0.208 | 0.291 | 0.289 | 0.661 | 0.683 | 0.814 | 0.877 |
| 27. | 0.709 | 2.22 | 0.798 | 2.40 | 1.56 | 0.520 | 0.363 | 0.189 | 0.374 | 0.262 | 0.623 | 0.621 | 0.966 | 1.00 |
| 28. | 0.794 | 1.79 | 0.748 | 2.58 | 1.44 | 0.520 | 0.343 | 0.188 | 0.563 | 0.277 | 0.580 | 0.897 | 1.08 | 1.03 |
| 29. | 0.781 | 1.55 | 1.10 | 3.07 | 1.33 | 0.742 | 0.339 | 0.192 | 0.537 | 0.260 | 0.546 | 0.775 | 1.05 | 0.947 |
| 30. | 0.684 | 1.42 | 3.05 | | 1.58 | 0.802 | 0.334 | 0.176 | 0.442 | 0.249 | 0.519 | 0.705 | 0.986 | 0.838 |
| 31. | | 1.29 | 3.36 | | 1.33 | | 0.337 | | 0.485 | 0.260 | | 1.47 | | 0.800 |

## Hauptwerte

| | 1999 Nov | 1999 Dez | 2000 Jan | Feb | Mrz | Apr | Mai | Jun | Jul | Aug | Sep | Okt | Nov | Dez |
|---|---|---|---|---|---|---|---|---|---|---|---|---|---|---|
| Tag | 6. | 6. | 28. | 23. | 31. | 27.+ | 30. | 30. | 23. | 17. | 1. | 5. | 12. | 9. |
| NQ | 0.254 | 0.608 | 0.748 | 1.42 | 1.33 | 0.520 | 0.334 | 0.176 | 0.199 | 0.199 | 0.356 | 0.454 | 0.721 | 0.724 |
| MQ | 0.490 | 1.44 | 1.34 | 2.00 | 2.76 | 0.787 | 0.439 | 0.251 | 0.343 | 0.313 | 0.683 | 0.670 | 0.979 | 0.966 |
| HQ | 1.18 | 6.94 | 4.84 | 8.33 | 6.15 | 1.65 | 0.700 | 0.650 | 1.00 | 0.950 | 2.55 | 2.02 | 1.65 | 3.19 |
| Tag | 11. | 12. | 30. | 25. | 14. | 29. | 1. | 3. | 10. | 21. | 7. | 31. | 14. | 15. |
| $h_N$ mm | 82 | 178 | 71 | 143 | 127 | 52 | 58 | 35 | 162 | 77 | 135 | 88 | 83 | 75 |
| $h_A$ mm | 23 | 69 | 65 | 90 | 133 | 37 | 21 | 12 | 17 | 15 | 32 | 32 | 46 | 47 |
| | 1971/1999 | | 1972/2000 29 Jahre | | | | | | | | | | | |
| Jahr | 1983 | 1991 | 1972 + | 1972 | 1972 | 1991 | 1974 + | 1976 | 1976 | 1976 | 1976 + | 1976 | 1983 | 1991 |
| NQ | 0.130 | 0.124 | 0.200 | 0.200 | 0.200 | 0.254 | 0.240 | 0.140 | 0.090 | 0.080 | 0.090 | 0.100 | 0.130 | 0.124 |
| MNQ | 0.388 | 0.551 | 0.619 | 0.638 | 0.678 | 0.744 | 0.405 | 0.335 | 0.303 | 0.225 | 0.217 | 0.280 | 0.407 | 0.566 |
| MQ | 0.832 | 1.43 | 1.51 | 1.29 | 1.51 | 1.39 | 0.718 | 0.631 | 0.574 | 0.383 | 0.402 | 0.578 | 0.855 | 1.44 |
| MHQ | 3.78 | 7.12 | 7.18 | 5.09 | 5.42 | 5.10 | 2.21 | 3.25 | 4.12 | 2.28 | 2.06 | 2.87 | 3.73 | 7.18 |
| HQ | 12.4 | 19.1 | 24.5 | 18.0 | 16.0 | 18.0 | 7.98 | 13.1 | 26.0 | 22.7 | 9.73 | 9.90 | 12.4 | 19.1 |
| Jahr | 1998 | 1978 | 1995 | 1984 | 1979 | 1994 | 1984 | 1972 | 1980 | 1981 | 1998 | 1998 | 1998 | 1978 |
| | 1971/1999 | | 1972/2000 29 Jahre | | | | | | | | | | | |
| $Mh_N$ mm | 84 | 101 | 81 | 65 | 80 | 69 | 82 | 111 | 110 | 85 | 81 | 89 | 83 | 102 |
| $Mh_A$ mm | 39 | 69 | 73 | 58 | 73 | 65 | 35 | 29 | 28 | 18 | 19 | 28 | 40 | 70 |

| | Abflussjahr (*) 2000 Jahr | Datum | Winter | Sommer | Kalenderjahr 2000 Jahr | Datum |
|---|---|---|---|---|---|---|
| NQ m³/s | 0.176 | am 30.06.2000 | 0.254 | 0.176 | 0.176 | am 30.06.2000 |
| MQ m³/s | 0.959 | | 1.47 | 0.450 | 0.958 | |
| HQ m³/s | 8.33 | am 25.02.2000 bei W= 167 cm | 8.33 | 2.55 | 8.33 | am 25.02.2000 bei W= 167 cm |
| Nq l/(s km²) | 3.17 | | 4.58 | 3.17 | 3.17 | |
| Mq l/(s km²) | 17.3 | | 26.5 | 8.11 | 17.3 | |
| Hq l/(s km²) | 150 | | 150 | 45.9 | 150 | |
| $h_N$ mm | 1208 | | 653 | 555 | 1106 | |
| $h_A$ mm | 545 | | 417 | 129 | 546 | |
| | 1972/2000 (*) 29 Jahre | | | | 1972/2000 | |
| NQ m³/s | 0.080 | am 25.08.1976 | 0.124 | 0.080 | 0.080 | am 25.08.1976 |
| MNQ m³/s | 0.179 | | 0.305 | 0.190 | 0.187 | |
| MQ m³/s | 0.935 | | 1.33 | 0.548 | 0.938 | |
| MHQ m³/s | 13.7 | | 11.7 | 6.95 | 13.8 | |
| HQ m³/s | 26.0 | am 21.07.1980 | 24.5 | 26.0 | 26.0 | am 21.07.1980 |
| $HQ_1$ m³/s | 6.94 | | 6.08 | 2.55 | 6.94 | |
| $HQ_5$ m³/s | 14.1 | | 14.1 | 7.78 | 14.1 | |
| MNq l/(s km²) | 3.23 | | 5.50 | 3.42 | 3.37 | |
| Mq l/(s km²) | 16.8 | | 24.0 | 9.87 | 16.9 | |
| MHq l/(s km²) | 247 | | 211 | 125 | 249 | |
| | 1972/2000 (*) 29 Jahre | | | | 1972/2000 | |
| $Mh_N$ mm | 1038 | | 480 | 558 | 1039 | |
| $Mh_A$ mm | 531 | | 377 | 157 | 534 | |

## Extremwerte

| | Niedrigwasser m³/s | l/(s km²) | Datum | Hochwasser m³/s | l/(s km²) | cm | Datum |
|---|---|---|---|---|---|---|---|
| 1 | 0.080 | 1.44 | 25.08.1976 | 26.0 | 468 | 238 | 21.07.1980 |
| 2 | 0.090 | 1.62 | 01.09.1991 | 24.5 | 441 | 233 | 23.01.1995 |
| 3 | 0.119 | 2.14 | 21.09.1999 | 22.7 | 409 | 227 | 10.08.1981 |
| 4 | 0.120 | 2.16 | 31.08.1983 | 22.7 | 409 | 227 | 12.07.1978 |
| 5 | 0.120 | 2.16 | 18.09.1982 | 19.4 | 350 | 215 | 05.01.1982 |
| 6 | 0.120 | 2.16 | 08.08.1975 | 19.1 | 344 | 214 | 31.12.1978 |
| 7 | 0.120 | 2.16 | 04.10.1973 | 18.0 | 324 | 213 | 13.04.1994 |
| 8 | 0.149 | 2.68 | 11.09.1989 | 18.0 | 324 | 190 | 07.02.1984 |
| 9 | 0.160 | 2.88 | 02.11.1971 | 17.5 | 315 | 208 | 21.12.1993 |
| 10 | 0.165 | 2.97 | 04.08.1994 | 17.0 | 306 | 206 | 15.04.1975 |

## Dauertabelle

| Unterschreitungsdauer in Tagen | Unterschrittene Abflüsse m³/s: Abflussjahr (*) 2000 | Kalenderjahr 2000 | 1972/2000 29 Kalenderjahre: Obere Hüllwerte | Mittlere Werte | Untere Hüllwerte |
|---|---|---|---|---|---|
| (365) | 4.76 | 4.48 | | | |
| 364 | 4.48 | 4.46 | 14.2 | 7.18 | 3.12 |
| 363 | 4.46 | 4.28 | 12.0 | 6.26 | 2.80 |
| 362 | 4.28 | 4.20 | 9.72 | 5.69 | 2.20 |
| 361 | 4.20 | 3.82 | 7.66 | 5.11 | 2.00 |
| 360 | 3.82 | 3.79 | 7.53 | 4.66 | 1.92 |
| 359 | 3.79 | 3.59 | 7.18 | 4.39 | 1.92 |
| 358 | 3.59 | 3.59 | 6.83 | 4.20 | 1.84 |
| 357 | 3.59 | 3.39 | 6.46 | 3.98 | 1.84 |
| 356 | 3.39 | 3.36 | 6.26 | 3.79 | 1.76 |
| 350 | 3.07 | 3.06 | 5.80 | 3.03 | 1.68 |
| 340 | 2.62 | 2.57 | 4.38 | 2.42 | 1.46 |
| 330 | 2.30 | 1.97 | 3.40 | 2.05 | 0.983 |
| 320 | 1.87 | 1.71 | 3.00 | 1.80 | 0.895 |
| 300 | 1.56 | 1.47 | 2.40 | 1.45 | 0.651 |
| 270 | 1.16 | 1.12 | 1.71 | 1.14 | 0.479 |
| 240 | 0.897 | 0.938 | 1.28 | 0.861 | 0.387 |
| 210 | 0.717 | 0.832 | 1.13 | 0.708 | 0.318 |
| 183 | 0.623 | 0.737 | 0.990 | 0.601 | 0.293 |
| 150 | 0.523 | 0.582 | 0.860 | 0.481 | 0.200 |
| 130 | 0.485 | 0.527 | 0.800 | 0.425 | 0.180 |
| 120 | 0.454 | 0.506 | 0.750 | 0.401 | 0.180 |
| 110 | 0.418 | 0.480 | 0.700 | 0.371 | 0.180 |
| 100 | 0.400 | 0.419 | 0.650 | 0.341 | 0.160 |
| 90 | 0.374 | 0.393 | 0.650 | 0.326 | 0.160 |
| 80 | 0.339 | 0.371 | 0.600 | 0.301 | 0.155 |
| 70 | 0.323 | 0.334 | 0.600 | 0.273 | 0.140 |
| 60 | 0.291 | 0.307 | 0.560 | 0.257 | 0.140 |
| 50 | 0.277 | 0.286 | 0.520 | 0.240 | 0.120 |
| 40 | 0.256 | 0.260 | 0.480 | 0.221 | 0.120 |
| 30 | 0.246 | 0.246 | 0.480 | 0.201 | 0.120 |
| 25 | 0.239 | 0.239 | 0.480 | 0.194 | 0.100 |
| 20 | 0.220 | 0.220 | 0.440 | 0.181 | 0.100 |
| 15 | 0.212 | 0.212 | 0.440 | 0.166 | 0.100 |
| 10 | 0.206 | 0.206 | 0.400 | 0.161 | 0.100 |
| 9 | 0.205 | 0.205 | 0.400 | 0.149 | 0.100 |
| 8 | 0.201 | 0.201 | 0.400 | 0.141 | 0.100 |
| 7 | 0.201 | 0.201 | 0.400 | 0.141 | 0.100 |
| 6 | 0.199 | 0.199 | 0.400 | 0.141 | 0.100 |
| 5 | 0.199 | 0.199 | 0.400 | 0.132 | 0.100 |
| 4 | 0.192 | 0.192 | 0.400 | 0.121 | 0.100 |
| 3 | 0.189 | 0.189 | 0.400 | 0.121 | 0.100 |
| 2 | 0.188 | 0.188 | 0.400 | 0.101 | 0.090 |
| 1 | 0.186 | 0.186 | 0.400 | 0.100 | 0.090 |
| 0 | 0.176 | 0.176 | 0.370 | 0.080 | 0.080 |

(*) Abflussjahr: 1.11. des Vorjahres bis 31.10.

2000 kein Eis

HQ1 und HQ5 aus Jahresreihe 1988 / 2000 ermittelt

$A_{Eo}$ : 561 km²
PNP : NN + 232.08 m
Lage: 172.0 km oberhalb der Mündung, rechts

# Q
m³/s

Pegel : Kämmerzell Nr. 42350057
Gewässer : Fulda
Gebiet : Fulda

## Tageswerte

| Tag | 1999 Nov | 1999 Dez | 2000 Jan | Feb | Mrz | Apr | Mai | Jun | Jul | Aug | Sep | Okt | Nov | Dez |
|---|---|---|---|---|---|---|---|---|---|---|---|---|---|---|
| 1. | 2.42 | 3.30 | 8.30 | 15.7 | 23.7 | 5.87 | 3.69 | 2.25 | 3.64 | 2.85 | 3.14 | 3.10 | 7.91 | 5.18 |
| 2. | 2.79 | 3.94 | 7.50 | 11.3 | 19.0 | 5.57 | 3.59 | 2.33 | 3.99 | 3.29 | 6.74 | 2.89 | 9.59 | 4.75 |
| 3. | 4.53 | 3.83 | 7.01 | 9.38 | 19.1 | 5.30 | 3.88 | 2.27 | 5.56 | 4.38 | 8.49 | 2.71 | 11.2 | 4.38 |
| 4. | 3.05 | 4.24 | 6.93 | 8.33 | 29.7 | 5.78 | 3.25 | 2.73 | 3.45 | 5.13 | 5.05 | 2.58 | 11.7 | 4.12 |
| 5. | 2.60 | 4.17 | 12.9 | 7.85 | 18.9 | 5.43 | 3.16 | 2.63 | 3.56 | 2.94 | 3.36 | 2.58 | 7.37 | 4.10 |
| 6. | 2.61 | 3.74 | 8.99 | 7.37 | 15.5 | 5.07 | 3.09 | 2.76 | 3.49 | 2.24 | 2.91 | 3.06 | 6.55 | 4.10 |
| 7. | 2.51 | 4.17 | 8.45 | 7.29 | 13.7 | 5.07 | 2.98 | 2.61 | 2.97 | 2.05 | 9.00 | 2.80 | 5.96 | 4.10 |
| 8. | 2.35 | 8.08 | 7.96 | 9.04 | 14.8 | 4.88 | 3.16 | 2.63 | 5.54 | 2.16 | 8.79 | 2.63 | 5.50 | 4.10 |
| 9. | 2.55 | 6.96 | 8.39 | 15.6 | 22.2 | 4.50 | 3.15 | 2.56 | 3.86 | 2.40 | 5.05 | 4.30 | 4.90 | 3.97 |
| 10. | 3.05 | 7.38 | 9.17 | 9.90 | 20.5 | 4.14 | 3.15 | 2.53 | 7.14 | 2.01 | 3.74 | 5.86 | 4.63 | 4.39 |
| 11. | 4.53 | 6.11 | 8.00 | 13.1 | 17.1 | 4.04 | 3.02 | 2.56 | 4.53 | 1.91 | 3.25 | 8.48 | 4.47 | 6.30 |
| 12. | 3.53 | 34.1 | 7.13 | 9.83 | 16.2 | 4.32 | 2.91 | 2.52 | 3.77 | 1.66 | 2.92 | 8.98 | 4.42 | 7.10 |
| 13. | 2.98 | 43.9 | 6.33 | 9.55 | 13.2 | 4.64 | 2.69 | 2.42 | 3.04 | 1.53 | 4.14 | 6.18 | 6.65 | 7.51 |
| 14. | 2.79 | 28.3 | 5.70 | 9.30 | 13.4 | 4.56 | 2.63 | 2.40 | 4.02 | 1.53 | 3.18 | 4.77 | 16.5 | 10.8 |
| 15. | 2.81 | 18.8 | 5.39 | 10.4 | 18.8 | 4.44 | 2.78 | 2.50 | 5.52 | 1.60 | 2.80 | 4.11 | 11.0 | 32.6 |
| 16. | 2.62 | 11.5 | 5.04 | 23.5 | 13.8 | 4.11 | 2.80 | 2.70 | 4.77 | 1.67 | 4.06 | 3.80 | 7.60 | 19.3 |
| 17. | 2.47 | 9.15 | 4.76 | 16.7 | 12.2 | 3.94 | 2.80 | 2.68 | 3.40 | 1.65 | 10.3 | 3.65 | 7.13 | 10.4 |
| 18. | 2.62 | 9.37 | 5.02 | 12.9 | 15.4 | 3.87 | 2.86 | 2.67 | 2.63 | 1.63 | 5.49 | 3.54 | 7.06 | 8.14 |
| 19. | 2.64 | 8.78 | 5.50 | 19.5 | 16.5 | 4.22 | 2.76 | 2.50 | 2.04 | 1.90 | 4.40 | 3.41 | 6.22 | 7.74 |
| 20. | 2.61 | 7.38 | 4.78 | 20.1 | 12.8 | 3.96 | 3.24 | 2.59 | 1.97 | 4.56 | 3.60 | 3.49 | 5.62 | 6.85 |
| 21. | 2.44 | 6.47 | 4.58 | 13.7 | 11.2 | 3.67 | 2.85 | 2.59 | 1.92 | 6.45 | 5.21 | 3.34 | 5.24 | 5.92 |
| 22. | 2.44 | 5.88 | 4.68 | 11.4 | 10.0 | 3.61 | 3.36 | 2.54 | 1.91 | 5.85 | 6.14 | 3.19 | 5.07 | 5.21 |
| 23. | 2.72 | 5.37 | 4.59 | 10.3 | 9.15 | 3.46 | 2.96 | 2.75 | 1.84 | 3.97 | 4.49 | 2.91 | 6.24 | 4.90 |
| 24. | 3.15 | 5.21 | 4.01 | 11.7 | 8.78 | 4.27 | 2.71 | 3.32 | 2.47 | 2.84 | 3.70 | 3.11 | 5.66 | 4.90 |
| 25. | 3.86 | 13.3 | 3.62 | 23.3 | 8.66 | 4.07 | 2.84 | 3.53 | 3.25 | 2.27 | 3.61 | 3.19 | 5.32 | 5.06 |
| 26. | 5.48 | 22.3 | 3.30 | 20.8 | 8.33 | 3.66 | 2.93 | 3.22 | 2.89 | 2.19 | 3.20 | 3.39 | 5.47 | 5.14 |
| 27. | 4.93 | 33.0 | 3.62 | 14.2 | 7.98 | 3.37 | 2.55 | 3.01 | 3.56 | 1.91 | 3.26 | 3.55 | 6.38 | 8.40 |
| 28. | 4.12 | 19.0 | 3.62 | 12.7 | 7.51 | 3.30 | 2.48 | 2.90 | 4.98 | 1.96 | 3.11 | 4.32 | 6.44 | 9.22 |
| 29. | 3.85 | 11.8 | 6.89 | 14.1 | 7.02 | 3.53 | 2.30 | 2.87 | 3.80 | 1.83 | 2.87 | 4.46 | 6.42 | 7.04 |
| 30. | 3.48 | 9.85 | 25.8 | | 7.35 | 5.21 | 2.37 | 2.86 | 4.69 | 1.84 | 2.86 | 3.96 | 5.64 | 5.76 |
| 31. | | 8.70 | 19.2 | | 6.60 | | 2.53 | | 3.96 | 1.85 | | 12.5 | | 5.20 |

## Hauptwerte

| | 1999 Nov | 1999 Dez | 2000 Jan | Feb | Mrz | Apr | Mai | Jun | Jul | Aug | Sep | Okt | Nov | Dez |
|---|---|---|---|---|---|---|---|---|---|---|---|---|---|---|
| Tag | 8. | 1. | 26. | 7. | 31. | 28. | 29. | 1. | 23. | 13.+ | 15. | 5. | 12. | 9. |
| NQ | 2.35 | 3.30 | 3.30 | 7.29 | 6.60 | 3.30 | 2.30 | 2.25 | 1.84 | 1.53 | 2.80 | 2.58 | 4.42 | 3.97 |
| MQ | 3.15 | 11.9 | 7.33 | 13.1 | 14.2 | 4.39 | 2.95 | 2.68 | 3.68 | 2.65 | 4.63 | 4.22 | 7.00 | 7.32 |
| HQ | 6.28 | 63.6 | 31.9 | 34.4 | 35.9 | 7.00 | 4.74 | 4.01 | 11.0 | 10.4 | 16.5 | 19.4 | 21.0 | 38.8 |
| Tag | 26. | 13. | 30. | 25. | 4. | 30. | 2. | 24. | 3. | 2. | 7. | 31. | 14. | 15. |
| $h_N$ mm | 63 | 136 | 54 | 103 | 77 | 44 | 48 | 29 | 144 | 69 | 115 | 77 | 68 | 69 |
| $h_A$ mm | 15 | 57 | 35 | 59 | 68 | 20 | 14 | 12 | 18 | 13 | 21 | 20 | 32 | 35 |
| | 1953/1999 | | 1954/2000 47 Jahre | | | | | | | | | | | |
| Jahr | 1964 | 1991 | 1963 | 1963 | 1963 | 1991 | 1993 | 1976 | 1964 | 1991 | 1991 | 1976 | 1964 | 1991 |
| NQ | 1.00 | 0.955 | 1.28 | 1.20 | 1.20 | 1.92 | 1.54 | 1.25 | 0.830 | 0.845 | 0.683 | 0.900 | 1.00 | 0.955 |
| MNQ | 2.91 | 4.25 | 4.80 | 4.96 | 5.04 | 4.86 | 3.25 | 2.80 | 2.33 | 1.97 | 1.93 | 2.29 | 2.96 | 4.28 |
| MQ | 5.79 | 10.5 | 10.7 | 10.0 | 10.0 | 8.40 | 5.19 | 4.64 | 3.98 | 3.06 | 2.97 | 4.16 | 5.88 | 10.6 |
| MHQ | 25.4 | 50.7 | 48.8 | 38.6 | 36.4 | 27.5 | 15.3 | 17.5 | 15.9 | 13.8 | 10.7 | 16.6 | 25.7 | 51.5 |
| HQ | 133 | 170 | 191 | 170 | 126 | 123 | 62.8 | 63.5 | 69.1 | 112 | 40.7 | 89.4 | 133 | 170 |
| Jahr | 1998 | 1967 | 1995 | 1984 | 1986 | 1986 | 1984 | 1981 | 1980 | 1981 | 1998 | 1998 | 1998 | 1967 |
| | 1953/1999 | | 1954/2000 47 Jahre | | | | | | | | | | | |
| $Mh_N$ mm | 76 | 95 | 77 | 59 | 64 | 61 | 66 | 81 | 81 | 77 | 67 | 70 | 77 | 96 |
| $Mh_A$ mm | 27 | 50 | 51 | 45 | 48 | 39 | 25 | 21 | 19 | 15 | 14 | 20 | 27 | 51 |

| | Abflussjahr (*) 2000 Jahr | Datum | Winter | Sommer | Kalenderjahr 2000 Jahr | Datum |
|---|---|---|---|---|---|---|
| NQ m³/s | 1.53 | am 13.08.2000 | 2.35 | 1.53 | 1.53 | am 13.08.2000 |
| MQ m³/s | 6.22 | | 9.01 | 3.47 | 6.15 | |
| HQ m³/s | 63.6 | am 13.12.1999 bei W= 357 cm | 63.6 | 19.4 | 38.8 | am 15.12.2000 bei W= 297 cm |
| Nq l/(s km²) | 2.72 | | 4.20 | 2.72 | 2.72 | |
| Mq l/(s km²) | 11.1 | | 16.1 | 6.18 | 11.0 | |
| Hq l/(s km²) | 113 | | 113 | 34.5 | 69.2 | |
| $h_N$ mm | 959 | | 477 | 482 | 897 | |
| $h_A$ mm | 350 | | 252 | 98 | 347 | |
| | 1954/2000 (*) 47 Jahre | | | | 1954/2000 | |
| NQ m³/s | 0.683 | am 16.09.1991 | 0.955 | 0.683 | 0.683 | am 16.09.1991 |
| MNQ m³/s | 1.55 | | 2.59 | 1.66 | 1.66 | |
| MQ m³/s | 6.61 | | 9.26 | 4.00 | 6.63 | |
| MHQ m³/s | 90.2 | | 87.0 | 33.1 | 88.6 | |
| HQ m³/s | 191 | am 23.01.1995 bei W= 443 cm | 191 | 112 | 191 | am 23.01.1995 bei W= 443 cm |
| $HQ_1$ m³/s | 28.5 | | 25.4 | 12.1 | 28.7 | |
| $HQ_5$ m³/s | 50.8 | | 47.0 | 24.1 | 50.8 | |
| MNq l/(s km²) | 2.76 | | 4.62 | 2.96 | 2.96 | |
| Mq l/(s km²) | 11.8 | | 16.5 | 7.13 | 11.8 | |
| MHq l/(s km²) | 161 | | 155 | 59.0 | 158 | |
| | 1954/2000 (*) 47 Jahre | | | | 1954/2000 | |
| $Mh_N$ mm | 873 | | 432 | 441 | 875 | |
| $Mh_A$ mm | 372 | | 260 | 113 | 374 | |

## Extremwerte

| | Niedrigwasser m³/s | l/(s km²) | Datum | Hochwasser m³/s | l/(s km²) | cm | Datum |
|---|---|---|---|---|---|---|---|
| 1 | 0.683 | 1.22 | 16.09.1991 | 191 | 340 | 443 | 23.01.1995 |
| 2 | 0.750 | 1.34 | 06.09.1964 | 170 | 303 | 432 | 07.02.1984 |
| 3 | 0.800 | 1.43 | 17.09.1976 | 170 | 303 | 432 | 24.12.1967 |
| 4 | 1.03 | 1.84 | 28.07.1963 | 154 | 275 | 421 | 06.12.1965 |
| 5 | 1.05 | 1.86 | 26.08.1989 | 139 | 248 | 409 | 23.02.1970 |
| 6 | 1.06 | 1.89 | 05.10.1997 | 134 | 239 | 416 | 12.01.1993 |
| 7 | 1.07 | 1.91 | 22.07.1993 | 134 | 239 | 404 | 17.12.1974 |
| 8 | 1.13 | 2.02 | 17.09.1999 | 133 | 237 | 413 | 01.11.1998 |
| 9 | 1.16 | 2.06 | 21.10.1990 | 133 | 237 | 413 | 21.12.1993 |
| 10 | 1.17 | 2.09 | 30.09.1982 | 133 | 237 | 405 | 11.12.1966 |

## Dauertabelle

| Unterschreitungsdauer in Tagen | Unterschrittene Abflüsse m³/s: Abflussjahr (*) 2000 | Kalenderjahr 2000 | 1954/2000 47 Kalenderjahre: Obere Hüllwerte | Mittlere Werte | Untere Hüllwerte |
|---|---|---|---|---|---|
| (365) | 43.9 | 32.6 | | | |
| 364 | 34.1 | 29.7 | 158 | 56.0 | 13.2 |
| 363 | 33.0 | 25.8 | 85.4 | 47.3 | 12.8 |
| 362 | 29.7 | 23.7 | 80.1 | 40.7 | 10.8 |
| 361 | 28.3 | 23.5 | 65.8 | 36.1 | 8.92 |
| 360 | 25.8 | 23.3 | 64.6 | 34.2 | 8.21 |
| 359 | 23.7 | 22.2 | 61.1 | 31.9 | 7.40 |
| 358 | 23.5 | 20.8 | 55.5 | 30.4 | 7.40 |
| 357 | 23.3 | 20.5 | 50.8 | 29.0 | 7.23 |
| 356 | 22.3 | 20.1 | 46.5 | 27.6 | 7.23 |
| 350 | 19.2 | 18.9 | 37.1 | 22.0 | 6.01 |
| 340 | 16.2 | 15.4 | 29.0 | 17.0 | 5.02 |
| 330 | 13.7 | 12.9 | 24.2 | 14.0 | 4.76 |
| 320 | 12.2 | 11.2 | 22.4 | 12.0 | 4.49 |
| 300 | 9.15 | 8.99 | 18.0 | 9.31 | 3.92 |
| 270 | 7.13 | 7.13 | 13.8 | 7.23 | 3.23 |
| 240 | 5.30 | 5.70 | 10.4 | 5.90 | 2.82 |
| 210 | 4.46 | 5.04 | 8.49 | 4.97 | 2.41 |
| 183 | 3.94 | 4.40 | 7.23 | 4.26 | 2.04 |
| 150 | 3.49 | 3.80 | 6.38 | 3.50 | 1.62 |
| 130 | 3.25 | 3.54 | 5.82 | 3.23 | 1.47 |
| 120 | 3.15 | 3.37 | 5.64 | 3.08 | 1.47 |
| 110 | 3.04 | 3.25 | 5.47 | 2.90 | 1.27 |
| 100 | 2.91 | 3.16 | 5.35 | 2.74 | 1.15 |
| 90 | 2.86 | 3.01 | 5.21 | 2.57 | 1.10 |
| 80 | 2.79 | 2.90 | 5.09 | 2.45 | 1.08 |
| 70 | 2.70 | 2.84 | 4.86 | 2.25 | 1.05 |
| 60 | 2.62 | 2.73 | 4.62 | 2.14 | 1.04 |
| 50 | 2.56 | 2.63 | 4.50 | 1.95 | 1.04 |
| 40 | 2.50 | 2.54 | 4.35 | 1.83 | 0.988 |
| 30 | 2.37 | 2.40 | 4.20 | 1.68 | 0.944 |
| 25 | 2.27 | 2.27 | 4.06 | 1.61 | 0.926 |
| 20 | 2.05 | 2.05 | 4.03 | 1.49 | 0.915 |
| 15 | 1.92 | 1.92 | 3.92 | 1.40 | 0.872 |
| 10 | 1.85 | 1.85 | 3.78 | 1.32 | 0.838 |
| 9 | 1.84 | 1.84 | 3.73 | 1.28 | 0.834 |
| 8 | 1.84 | 1.84 | 3.73 | 1.25 | 0.825 |
| 7 | 1.83 | 1.83 | 3.71 | 1.20 | 0.821 |
| 6 | 1.67 | 1.67 | 3.64 | 1.17 | 0.779 |
| 5 | 1.66 | 1.66 | 3.64 | 1.10 | 0.771 |
| 4 | 1.65 | 1.65 | 3.61 | 1.06 | 0.766 |
| 3 | 1.63 | 1.63 | 3.61 | 1.02 | 0.753 |
| 2 | 1.60 | 1.60 | 3.50 | 0.979 | 0.744 |
| 1 | 1.60 | 1.60 | 3.50 | 0.905 | 0.738 |
| 0 | 1.53 | 1.53 | 3.49 | 0.683 | 0.683 |

(*) Abflussjahr: 1.11. des Vorjahres bis 31.10.

2000 kein Eis
HQ1 und HQ5 aus Jahresreihe 1988 / 2000 ermittelt
Verkrautung vom 28.5. / 09.10.
ungenaue Abflussangaben

HLUG Wiesbaden

$A_{Eo}$ : 2120 km²
PNP : NN + 193.89 m
Lage: 119.8 km oberhalb der Mündung, links

# Q
m³/s

Pegel : Bad Hersfeld 1 Nr. 42710050
Gewässer : Fulda
Gebiet : Fulda

## Tageswerte

| Tag | 1999 Nov | 1999 Dez | 2000 Jan | Feb | Mrz | Apr | Mai | Jun | Jul | Aug | Sep | Okt | Nov | Dez |
|---|---|---|---|---|---|---|---|---|---|---|---|---|---|---|
| 1. | 7.26 | 9.45 | 26.4 | 55.3 | 49.5 | 19.7 | 12.3 | 7.42 | 5.04 | 10.8 | 4.87 | 8.83 | 26.2 | 15.4 |
| 2. | 7.07 | 10.1 | 24.4 | 40.7 | 59.8 | 18.3 | 10.8 | 6.74 | 8.16 | 8.26 | 9.38 | 9.50 | 23.7 | 14.0 |
| 3. | 14.0 | 10.9 | 23.1 | 33.5 | 46.9 | 17.3 | 11.8 | 6.89 | 11.7 | 11.6 | 14.9 | 8.66 | 27.2 | 13.6 |
| 4. | 10.0 | 11.2 | 22.2 | 28.6 | 65.0 | 16.8 | 10.4 | 8.52 | 11.1 | 13.2 | 13.6 | 8.02 | 40.7 | 12.6 |
| 5. | 7.50 | 12.8 | 36.3 | 27.1 | 68.5 | 17.0 | 9.80 | 10.0 | 9.33 | 11.7 | 8.28 | 7.72 | 25.9 | 11.9 |
| 6. | 6.63 | 11.3 | 35.7 | 25.3 | 49.8 | 15.2 | 9.65 | 9.31 | 8.12 | 7.40 | 6.65 | 8.48 | 19.3 | 11.4 |
| 7. | 7.73 | 11.1 | 27.1 | 23.0 | 43.1 | 13.4 | 8.73 | 7.54 | 7.29 | 6.59 | 8.77 | 8.92 | 16.9 | 10.6 |
| 8. | 7.22 | 24.6 | 25.0 | 27.8 | 40.2 | 12.6 | 8.90 | 7.02 | 8.69 | 6.33 | 22.0 | 7.98 | 15.5 | 10.7 |
| 9. | 6.94 | 26.2 | 23.5 | 44.1 | 47.8 | 12.4 | 10.0 | 6.50 | 12.2 | 7.04 | 12.5 | 8.84 | 15.1 | 10.8 |
| 10. | 8.14 | 25.1 | 26.9 | 39.4 | 58.0 | 12.2 | 9.49 | 6.08 | 9.74 | 6.42 | 9.05 | 14.2 | 14.6 | 10.8 |
| 11. | 13.0 | 22.1 | 23.0 | 37.8 | 49.1 | 12.3 | 9.21 | 6.00 | 16.4 | 6.90 | 7.63 | 16.6 | 13.5 | 22.2 |
| 12. | 12.5 | 42.1 | 19.8 | 35.8 | 47.0 | 12.5 | 8.24 | 6.03 | 9.56 | 5.97 | 7.16 | 33.1 | 11.2 | 22.4 |
| 13. | 9.52 | 101 | 18.0 | 29.2 | 40.1 | 14.6 | 8.19 | 5.91 | 8.68 | 5.12 | 10.3 | 23.2 | 12.3 | 28.0 |
| 14. | 8.24 | 110 | 16.5 | 34.2 | 36.0 | 15.3 | 7.80 | 5.49 | 7.86 | 4.82 | 13.2 | 16.9 | 35.1 | 28.1 |
| 15. | 8.04 | 80.5 | 15.4 | 32.1 | 54.4 | 14.4 | 7.35 | 5.21 | 16.2 | 4.70 | 8.55 | 13.9 | 43.5 | 51.7 |
| 16. | 7.72 | 44.7 | 14.2 | 52.0 | 47.5 | 13.4 | 6.84 | 5.36 | 14.6 | 5.14 | 10.1 | 12.5 | 29.9 | 60.1 |
| 17. | 6.95 | 30.8 | 13.6 | 62.7 | 40.3 | 12.0 | 6.67 | 5.19 | 11.7 | 5.12 | 23.9 | 10.8 | 23.2 | 39.4 |
| 18. | 7.26 | 26.3 | 13.8 | 43.6 | 42.1 | 11.4 | 6.81 | 5.05 | 9.59 | 5.14 | 21.0 | 10.3 | 23.1 | 27.4 |
| 19. | 7.52 | 26.3 | 15.5 | 46.3 | 50.5 | 13.5 | 7.18 | 4.89 | 7.82 | 5.29 | 13.6 | 9.70 | 19.4 | 23.9 |
| 20. | 6.90 | 22.1 | 13.8 | 70.0 | 41.0 | 14.6 | 7.91 | 4.87 | 6.49 | 8.76 | 11.0 | 9.99 | 17.9 | 21.5 |
| 21. | 7.06 | 18.6 | 13.2 | 51.4 | 35.1 | 12.3 | 8.79 | 4.86 | 6.14 | 16.9 | 11.0 | 9.57 | 16.1 | 18.4 |
| 22. | 6.85 | 16.7 | 14.4 | 39.7 | 31.1 | 11.3 | 8.50 | 4.78 | 5.72 | 12.7 | 18.6 | 9.13 | 14.7 | 15.9 |
| 23. | 7.07 | 14.7 | 15.3 | 35.5 | 28.0 | 10.6 | 8.63 | 4.77 | 5.56 | 11.0 | 14.8 | 8.59 | 17.6 | 13.8 |
| 24. | 8.45 | 14.0 | 12.9 | 32.8 | 26.1 | 11.9 | 7.81 | 5.71 | 5.57 | 7.06 | 12.2 | 9.02 | 17.6 | 13.5 |
| 25. | 11.5 | 20.8 | 10.6 | 48.8 | 25.7 | 12.9 | 7.71 | 6.97 | 8.62 | 6.02 | 11.0 | 8.82 | 15.1 | 13.9 |
| 26. | 15.6 | 63.8 | 9.70 | 69.1 | 24.5 | 11.1 | 8.20 | 6.00 | 9.36 | 5.61 | 12.1 | 8.72 | 14.3 | 14.4 |
| 27. | 16.8 | 83.6 | 10.6 | 49.3 | 23.8 | 10.1 | 8.07 | 5.55 | 10.4 | 5.33 | 10.8 | 9.02 | 17.1 | 17.0 |
| 28. | 13.4 | 91.9 | 10.5 | 40.0 | 22.0 | 9.88 | 6.76 | 5.03 | 15.5 | 5.18 | 11.9 | 9.86 | 17.6 | 31.3 |
| 29. | 11.7 | 48.8 | 10.9 | 39.9 | 20.5 | 11.1 | 7.18 | 4.84 | 14.4 | 5.13 | 11.2 | 10.9 | 21.0 | 26.6 |
| 30. | 10.5 | 34.5 | 63.6 | | 20.5 | 14.5 | 7.69 | 4.94 | 12.2 | 5.05 | 9.83 | 9.18 | 17.7 | 19.6 |
| 31. | | 28.0 | 71.7 | | 21.5 | | 7.42 | | 14.3 | 4.90 | | 19.9 | | 17.1 |
| Tag | 6. | 1. | 26. | 7. | 29. | 28. | 17. | 23. | 1. | 15. | 1. | 5. | 12. | 7. |
| NQ | 6.63 | 9.45 | 9.70 | 23.0 | 20.5 | 9.88 | 6.67 | 4.77 | 5.04 | 4.70 | 4.87 | 7.72 | 11.2 | 10.6 |
| MQ | 9.30 | 35.3 | 21.9 | 41.2 | 40.5 | 13.5 | 8.54 | 6.12 | 9.94 | 7.46 | 12.0 | 11.6 | 20.8 | 20.9 |
| HQ | 18.2 | 139 | 80.5 | 74.6 | 74.6 | 20.1 | 14.0 | 10.8 | 21.1 | 21.4 | 34.6 | 36.2 | 49.2 | 62.1 |
| Tag | 3. | 13. | 30. | 20. | 5. | 1. | 1. | 5. | 15. | 21. | 17. | 12. | 15. | 16. |
| $h_N$ mm | 59 | 117 | 51 | 94 | 70 | 43 | 47 | 37 | 145 | 65 | 104 | 67 | 66 | 61 |
| $h_A$ mm | 11 | 45 | 28 | 49 | 51 | 17 | 11 | 7 | 13 | 9 | 15 | 15 | 25 | 26 |

## Hauptwerte

| | 1967/1999 | | 1968/2000 33 Jahre | | | | | | | | | | | |
|---|---|---|---|---|---|---|---|---|---|---|---|---|---|---|
| Jahr | 1997 | 1976 | 1977 | 1972 | 1972 | 1991 | 1974 | 1976 | 1976 | 1976 | 1976 | 1991 | 1997 | 1976 |
| NQ | 3.99 | 3.60 | 3.60 | 5.50 | 5.25 | 6.62 | 5.00 | 3.40 | 2.62 | 2.44 | 2.62 | 3.33 | 3.99 | 3.60 |
| MNQ | 8.51 | 10.6 | 12.7 | 14.6 | 15.2 | 14.3 | 9.71 | 8.25 | 6.80 | 5.44 | 5.52 | 6.50 | 8.56 | 10.4 |
| MQ | 18.0 | 29.5 | 32.6 | 30.7 | 32.7 | 25.4 | 16.4 | 13.9 | 11.0 | 8.87 | 8.72 | 12.6 | 18.2 | 28.7 |
| MHQ | 66.5 | 125 | 134 | 109 | 96.6 | 76.3 | 45.1 | 45.8 | 32.9 | 32.4 | 24.4 | 42.8 | 66.6 | 113 |
| HQ | 310 | 450 | 594 | 490 | 254 | 430 | 180 | 226 | 159 | 303 | 74.2 | 212 | 310 | 337 |
| Jahr | 1998 | 1967 | 1995 | 1984 | 1988 | 1986 | 1984 | 1981 | 1980 | 1981 | 1998 | 1998 | 1998 | 1993 |
| | 1967/1999 | | 1968/2000 33 Jahre | | | | | | | | | | | |
| $Mh_N$ mm | 70 | 80 | 68 | 53 | 63 | 58 | 67 | 75 | 73 | 65 | 62 | 67 | 70 | 78 |
| $Mh_A$ mm | 22 | 37 | 41 | 36 | 41 | 31 | 21 | 17 | 14 | 11 | 11 | 16 | 22 | 36 |

| | Abflussjahr (*) 2000 Jahr | Datum | Winter | Sommer | Kalenderjahr 2000 Jahr | Datum |
|---|---|---|---|---|---|---|
| NQ m³/s | 4.70 | am 15.08.2000 | 6.63 | 4.70 | 4.70 | am 15.08.2000 |
| MQ m³/s | 18.1 | | 27.0 | 9.28 | 17.8 | |
| HQ m³/s | 139 | am 13.12.1999 bei W= 499 cm | 139 | 36.2 | 80.5 | am 30.01.2000 bei W= 428 cm |
| Nq l/(s km²) | 2.22 | | 3.13 | 2.22 | 2.22 | |
| Mq l/(s km²) | 8.52 | | 12.7 | 4.38 | 8.39 | |
| Hq l/(s km²) | 65.4 | | 65.4 | 17.1 | 38.0 | |
| $h_N$ mm | 899 | | 434 | 465 | 850 | |
| $h_A$ mm | 269 | | 200 | 70 | 265 | |
| | 1968/2000 (*) 33 Jahre | | | | 1968/2000 | |
| NQ m³/s | 2.44 | am 28.08.1976 | 3.60 | 2.44 | 2.44 | am 28.08.1976 |
| MNQ m³/s | 4.83 | | 7.47 | 5.01 | 4.93 | |
| MQ m³/s | 20.0 | | 28.2 | 11.9 | 19.9 | |
| MHQ m³/s | 241 | | 232 | 79.6 | 227 | |
| HQ m³/s | 594 | am 23.01.1995 bei W= 668 cm | 594 | 303 | 594 | am 23.01.1995 bei W= 668 cm |
| $HQ_1$ m³/s | 99.5 | | 99.5 | 28.8 | 99.5 | |
| $HQ_5$ m³/s | 267 | | 267 | 57.2 | 267 | |
| MNq l/(s km²) | 2.28 | | 3.52 | 2.36 | 2.33 | |
| Mq l/(s km²) | 9.43 | | 13.3 | 5.61 | 9.39 | |
| MHq l/(s km²) | 114 | | 109 | 37.5 | 107 | |
| | 1968/2000 (*) 33 Jahre | | | | 1968/2000 | |
| $Mh_N$ mm | 800 | | 391 | 408 | 798 | |
| $Mh_A$ mm | 297 | | 209 | 89 | 297 | |

## Extremwerte

| | Niedrigwasser m³/s | l/(s km²) | Datum | Hochwasser m³/s | l/(s km²) | cm | Datum |
|---|---|---|---|---|---|---|---|
| 1 | 2.44 | 1.15 | 28.08.1976 | 594 | 280 | 668 | 23.01.1995 |
| 2 | 2.83 | 1.33 | 07.09.1991 | 490 | 231 | 629 | 07.02.1984 |
| 3 | 3.00 | 1.41 | 06.09.1973 | 450 | 212 | 616 | 24.12.1967 |
| 4 | 3.26 | 1.54 | 25.09.1997 | 430 | 203 | 616 | 01.04.1986 |
| 5 | 3.47 | 1.64 | 04.08.1990 | 406 | 191 | 610 | 12.01.1993 |
| 6 | 3.48 | 1.64 | 26.08.1989 | 390 | 184 | 595 | 23.02.1970 |
| 7 | 3.57 | 1.68 | 10.09.1999 | 326 | 154 | 592 | 22.12.1993 |
| 8 | 3.67 | 1.73 | 17.08.1998 | 310 | 146 | 586 | 02.11.1998 |
| 9 | 3.89 | 1.84 | 30.08.1993 | 303 | 143 | 590 | 11.08.1981 |
| 10 | 4.00 | 1.89 | 05.10.1971 | 296 | 140 | 581 | 30.01.1995 |

## Dauertabelle

| Unterschreitungsdauer in Tagen | Unterschrittene Abflüsse m³/s: Abflussjahr (*) 2000 | Kalenderjahr 2000 | 1968/2000 33 Kalenderjahre: Obere Hüllwerte | Mittlere Werte | Untere Hüllwerte |
|---|---|---|---|---|---|
| (365) | 110 | 71.7 | | | |
| 364 | 101 | 70.0 | 431 | 167 | 61.7 |
| 363 | 91.9 | 69.1 | 283 | 150 | 57.2 |
| 362 | 83.6 | 68.5 | 255 | 133 | 54.5 |
| 361 | 80.5 | 65.0 | 199 | 115 | 49.9 |
| 360 | 71.7 | 63.6 | 197 | 105 | 46.8 |
| 359 | 70.0 | 62.7 | 192 | 97.4 | 44.9 |
| 358 | 69.1 | 60.1 | 160 | 92.0 | 43.6 |
| 357 | 68.5 | 59.8 | 156 | 87.9 | 41.3 |
| 356 | 65.0 | 58.0 | 155 | 83.6 | 39.1 |
| 350 | 55.3 | 50.5 | 105 | 64.4 | 30.9 |
| 340 | 48.8 | 46.3 | 78.5 | 50.3 | 25.5 |
| 330 | 42.1 | 40.2 | 67.7 | 41.9 | 19.2 |
| 320 | 39.4 | 35.8 | 58.5 | 36.2 | 16.6 |
| 300 | 27.8 | 27.2 | 42.9 | 28.4 | 13.5 |
| 270 | 20.8 | 21.5 | 31.6 | 21.8 | 11.2 |
| 240 | 14.7 | 16.6 | 26.9 | 17.6 | 8.75 |
| 210 | 12.7 | 14.2 | 23.8 | 14.8 | 7.25 |
| 183 | 11.3 | 12.5 | 20.6 | 12.5 | 6.60 |
| 150 | 9.99 | 10.9 | 17.5 | 10.3 | 5.80 |
| 130 | 9.21 | 10.0 | 16.4 | 9.35 | 5.40 |
| 120 | 8.82 | 9.59 | 16.0 | 8.89 | 4.90 |
| 110 | 8.62 | 9.18 | 15.4 | 8.44 | 4.74 |
| 100 | 8.24 | 8.79 | 14.9 | 7.95 | 4.62 |
| 90 | 7.91 | 8.59 | 14.0 | 7.60 | 4.42 |
| 80 | 7.63 | 8.16 | 13.2 | 7.20 | 4.26 |
| 70 | 7.26 | 7.72 | 12.5 | 6.88 | 4.01 |
| 60 | 7.02 | 7.18 | 12.2 | 6.55 | 3.91 |
| 50 | 6.76 | 6.81 | 11.7 | 6.20 | 3.83 |
| 40 | 6.14 | 6.14 | 11.2 | 5.84 | 3.74 |
| 30 | 5.61 | 5.61 | 10.7 | 5.43 | 3.63 |
| 25 | 5.36 | 5.36 | 10.5 | 5.20 | 3.46 |
| 20 | 5.18 | 5.18 | 10.2 | 5.00 | 3.40 |
| 15 | 5.12 | 5.12 | 10.2 | 4.67 | 3.20 |
| 10 | 4.94 | 4.94 | 10.0 | 4.34 | 3.00 |
| 9 | 4.90 | 4.90 | 10.0 | 4.22 | 3.00 |
| 8 | 4.89 | 4.89 | 9.77 | 4.19 | 3.00 |
| 7 | 4.87 | 4.87 | 9.77 | 4.04 | 3.00 |
| 6 | 4.87 | 4.87 | 9.77 | 4.00 | 2.80 |
| 5 | 4.86 | 4.86 | 9.54 | 3.86 | 2.80 |
| 4 | 4.84 | 4.84 | 9.54 | 3.75 | 2.80 |
| 3 | 4.82 | 4.82 | 9.54 | 3.61 | 2.80 |
| 2 | 4.78 | 4.78 | 9.32 | 3.44 | 2.80 |
| 1 | 4.77 | 4.77 | 9.32 | 3.20 | 2.62 |
| 0 | 4.70 | 4.70 | 9.10 | 2.44 | 2.44 |

(*) Abflussjahr: 1.11. des Vorjahres bis 31.10.

2000 kein Eis

HQ1 und HQ5 aus Jahresreihe 1988 / 2000 ermittelt

HLUG Wiesbaden

$A_{Eo}$ : 2523 km²
PNP :NN + 179.54 m
Lage: 95.7 km oberhalb der Mündung rechts

Q m³/s

Pegel : Rotenburg Nr. 42700100
Gewässer : Fulda
Gebiet : Fulda

## Tageswerte

| Tag | 1999 Nov | 1999 Dez | 2000 Jan | Feb | Mrz | Apr | Mai | Jun | Jul | Aug | Sep | Okt | Nov | Dez |
|---|---|---|---|---|---|---|---|---|---|---|---|---|---|---|
| 1. | 9.09 | 11.6 | 31.4 | 64.3 | 53.7 | 25.6 | 16.5 | 9.45 | 6.75 | 17.1 | 7.54 | 11.8 | 32.9 | 20.1 |
| 2. | 9.06 | 11.7 | 30.1 | 50.5 | 69.0 | 23.9 | 13.9 | 8.61 | 10.3 | 13.6 | 11.8 | 12.6 | 27.7 | 18.5 |
| 3. | 14.0 | 12.9 | 28.4 | 41.5 | 57.6 | 22.7 | 14.1 | 9.02 | 15.5 | 15.1 | 19.5 | 12.0 | 32.3 | 17.9 |
| 4. | 13.4 | 12.9 | 26.4 | 36.3 | 70.1 | 21.7 | 13.4 | 11.4 | 16.9 | 18.7 | 20.4 | 11.2 | 43.5 | 16.9 |
| 5. | 9.65 | 14.9 | 34.3 | 33.2 | 82.0 | 22.2 | 12.2 | 14.7 | 13.7 | 17.8 | 13.6 | 10.9 | 34.7 | 16.4 |
| 6. | 8.44 | 13.7 | 42.7 | 32.0 | 60.8 | 19.9 | 12.0 | 13.5 | 11.7 | 12.7 | 10.7 | 11.0 | 25.9 | 15.5 |
| 7. | 9.04 | 12.9 | 32.1 | 29.2 | 51.8 | 18.3 | 11.5 | 11.1 | 10.2 | 11.4 | 12.5 | 12.2 | 23.1 | 15.1 |
| 8. | 9.06 | 20.3 | 29.2 | 32.0 | 47.8 | 17.5 | 11.4 | 9.73 | 11.7 | 10.9 | 27.1 | 11.0 | 21.2 | 14.7 |
| 9. | 8.90 | 29.8 | 27.4 | 43.2 | 53.2 | 17.0 | 11.8 | 8.80 | 16.1 | 11.3 | 21.3 | 11.8 | 20.5 | 14.8 |
| 10. | 9.67 | 25.5 | 29.9 | 47.6 | 66.2 | 16.6 | 12.1 | 8.32 | 14.3 | 11.3 | 14.9 | 16.8 | 19.9 | 14.7 |
| 11. | 15.0 | 25.6 | 27.9 | 40.4 | 59.2 | 16.1 | 11.4 | 8.03 | 21.6 | 10.9 | 12.6 | 20.1 | 18.9 | 21.6 |
| 12. | 15.3 | 34.5 | 24.1 | 43.9 | 55.2 | 15.9 | 10.7 | 7.91 | 14.7 | 10.7 | 11.2 | 34.3 | 16.8 | 26.6 |
| 13. | 11.9 | 76.6 | 22.0 | 35.5 | 49.1 | 17.8 | 10.4 | 7.61 | 12.2 | 9.20 | 12.0 | 30.9 | 16.5 | 29.7 |
| 14. | 10.4 | 99.1 | 20.5 | 38.8 | 43.9 | 19.2 | 10.2 | 7.55 | 11.3 | 8.64 | 19.9 | 22.4 | 33.2 | 29.7 |
| 15. | 9.83 | 85.5 | 19.2 | 37.0 | 57.4 | 18.3 | 9.88 | 7.04 | 19.8 | 8.02 | 13.6 | 18.3 | 49.3 | 48.5 |
| 16. | 9.46 | 56.1 | 17.9 | 51.5 | 58.8 | 17.0 | 9.62 | 7.17 | 20.8 | 8.07 | 15.2 | 17.7 | 37.7 | 70.9 |
| 17. | 8.80 | 36.1 | 17.2 | 70.5 | 49.1 | 15.9 | 9.83 | 7.08 | 16.7 | 7.94 | 25.0 | 15.7 | 29.7 | 50.4 |
| 18. | 8.98 | 29.9 | 17.1 | 54.8 | 48.9 | 14.8 | 10.4 | 6.98 | 13.7 | 7.73 | 31.4 | 14.4 | 28.0 | 33.5 |
| 19. | 9.31 | 29.6 | 18.7 | 52.0 | 58.1 | 16.1 | 10.5 | 6.67 | 11.6 | 8.51 | 19.9 | 13.8 | 24.8 | 28.6 |
| 20. | 8.76 | 25.7 | 17.6 | 72.9 | 52.1 | 18.2 | 11.1 | 6.60 | 10.5 | 11.5 | 16.3 | 14.0 | 23.2 | 25.9 |
| 21. | 8.80 | 21.7 | 16.8 | 64.4 | 44.6 | 15.7 | 11.4 | 6.47 | 10.2 | 22.9 | 16.1 | 13.5 | 22.1 | 22.8 |
| 22. | 8.34 | 19.2 | 18.2 | 49.7 | 40.3 | 14.5 | 11.6 | 6.42 | 9.37 | 19.8 | 23.4 | 12.7 | 20.4 | 20.2 |
| 23. | 8.83 | 17.4 | 19.7 | 44.1 | 36.7 | 13.6 | 11.8 | 6.25 | 8.92 | 16.8 | 20.5 | 12.3 | 21.7 | 18.0 |
| 24. | 10.3 | 16.2 | 17.2 | 40.4 | 34.5 | 14.4 | 10.8 | 7.56 | 9.42 | 11.9 | 16.7 | 12.6 | 23.2 | 17.2 |
| 25. | 12.7 | 19.0 | 14.0 | 53.5 | 33.4 | 16.2 | 10.3 | 8.84 | 14.5 | 10.0 | 15.0 | 12.2 | 20.4 | 17.3 |
| 26. | 16.8 | 58.2 | 12.7 | 76.5 | 33.1 | 14.4 | 10.9 | 8.22 | 14.8 | 8.95 | 15.7 | 12.7 | 19.1 | 18.3 |
| 27. | 19.1 | 76.4 | 13.5 | 64.4 | 30.8 | 13.0 | 10.6 | 7.63 | 15.5 | 8.33 | 14.7 | 12.8 | 20.4 | 19.5 |
| 28. | 16.2 | 91.2 | R 13.5 | 50.2 | 28.6 | 12.5 | 9.72 | 7.17 | 21.1 | 8.54 | 15.8 | 14.7 | 21.8 | 32.0 |
| 29. | 13.9 | 62.6 | 13.5 | 48.1 | 26.5 | 12.6 | 8.78 | 6.68 | 22.3 | 8.16 | 15.1 | 16.5 | 25.0 | 32.8 |
| 30. | 13.0 | 42.5 | 57.5 | | 26.2 | 19.3 | 9.83 | 6.75 | 19.5 | 8.13 | 13.9 | 14.9 | 22.4 | 24.5 |
| 31. | | 35.5 | 82.5 | | 27.5 | | 9.37 | | 21.5 | 7.73 | | 20.4 | | 21.2 |

## Hauptwerte

| | | | | | | | | | | | | | | |
|---|---|---|---|---|---|---|---|---|---|---|---|---|---|---|
| Tag | | 22. | 1. | 26. | 7. | 30. | 28. | 29. | 23. | 1. | 18.+ | 1. | 5. | 13. | 8.+ |
| NQ | | 8.34 | 11.6 | 12.7 | 29.2 | 26.2 | 12.5 | 8.78 | 6.25 | 6.75 | 7.73 | 7.54 | 10.9 | 16.5 | 14.7 |
| MQ | | 11.2 | 36.3 | 25.6 | 48.2 | 48.6 | 17.4 | 11.2 | 8.31 | 14.4 | 11.7 | 16.8 | 15.4 | 25.9 | 25.0 |
| HQ | | 19.4 | 103 | 87.8 | 80.0 | 87.3 | 25.9 | 19.1 | 18.0 | 23.2 | 28.2 | 38.4 | 42.4 | 52.9 | 74.1 |
| Tag | | 26. | 14. | 31. | 26. | 5. | 1. | 1. | 5. | 11. | 21. | 18. | 12. | 15. | 16. |
| $h_N$ | mm | 59 | 111 | 51 | 93 | 71 | 43 | 46 | 40 | 142 | 64 | 99 | 65 | 65 | 58 |
| $h_A$ | mm | 12 | 39 | 27 | 48 | 52 | 18 | 12 | 9 | 15 | 12 | 17 | 16 | 27 | 27 |
| | | 1940/1999 | | 1941/2000 60 Jahre | | | | | | | | | | | |
| Jahr | | 1943 | 1953 | 1954 | 1947 | 1960 | 1945 | 1954 | 1959 | 1964 | 1949 | 1943 | 1964 | 1943 | 1953 |
| NQ | | 3.00 | 3.40 | 4.10 | 3.80 | 6.45 | 5.40 | 4.10 | 3.04 | 2.89 | 2.30 | 2.30 | 2.50 | 3.00 | 3.40 |
| MNQ | | 9.57 | 12.4 | 14.5 | 16.1 | 16.2 | 14.9 | 10.5 | 9.01 | 7.94 | 6.95 | 6.73 | 7.45 | 9.72 | 12.5 |
| MQ | | 20.7 | 31.8 | 33.7 | 36.0 | 34.2 | 26.8 | 16.8 | 15.7 | 14.0 | 11.6 | 10.6 | 13.8 | 20.1 | 32.0 |
| MHQ | | 71.9 | 117 | 119 | 113 | 101 | 71.5 | 39.7 | 43.4 | 36.7 | 32.5 | 25.4 | 39.8 | 65.1 | 118 |
| HQ | | 460 | 430 | 660 | 537 | 396 | 419 | 225 | 294 | 207 | 311 | 90.9 | 210 | 370 | 430 |
| Jahr | | 1940 | 1967 | 1995 | 1984 | 1947 | 1986 | 1984 | 1981 | 1966 | 1981 | 1957 | 1998 | 1998 | 1967 |
| | | 1960/1999 | | 1961/2000 40 Jahre | | | | | | | | | | | |
| $Mh_N$ | mm | 70 | 80 | 63 | 51 | 60 | 58 | 66 | 76 | 74 | 66 | 59 | 63 | 70 | 78 |
| $Mh_A$ | mm | 21 | 34 | 36 | 36 | 36 | 27 | 18 | 16 | 15 | 12 | 11 | 15 | 21 | 34 |

| | | Abflußjahr (*) 2000 Jahr | Datum | Winter | Sommer | Kalenderjahr 2000 Jahr | Datum |
|---|---|---|---|---|---|---|---|
| NQ | m³/s | 6.25 | am 23.06.2000 | 8.34 | 6.25 | 6.25 | am 23.06.2000 |
| MQ | m³/s | 22.0 | | 31.2 | 13.0 | 22.3 | |
| HQ | m³/s | 103 | am 14.12.1999 bei W= 377 cm | 103 | 42.4 | 87.8 | am 31.01.2000 bei W= 346 cm |
| Nq | l/(s km²) | 2.48 | | 3.31 | 2.48 | 2.48 | |
| Mq | l/(s km²) | 8.74 | | 12.4 | 5.14 | 8.83 | |
| Hq | l/(s km²) | 40.8 | | 40.8 | 16.8 | 34.8 | |
| $h_N$ | mm | 884 | | 428 | 456 | 837 | |
| $h_A$ | mm | 276 | | 194 | 82 | 279 | |
| | | 1941/2000 (*) 60 Jahre | | | | 1941/2000 | |
| NQ | m³/s | 2.30 | am 29.08.1949 | 3.00 | 2.30 | 2.30 | am 29.08.1949 |
| MNQ | m³/s | 5.30 | | 8.11 | 5.78 | 5.60 | |
| MQ | m³/s | 22.1 | | 30.6 | 13.8 | 22.1 | |
| MHQ | m³/s | 236 | | 230 | 75.1 | 226 | |
| HQ | m³/s | 660 | am 23.01.1995 bei W= 603 cm | 660 | 311 | 660 | am 23.01.1995 bei W= 603 cm |
| $HQ_1$ | m³/s | 149 | | 143 | 46.7 | 149 | |
| $HQ_5$ | m³/s | 319 | | 310 | 111 | 319 | |
| MNq | l/(s km²) | 2.10 | | 3.21 | 2.29 | 2.22 | |
| Mq | l/(s km²) | 8.76 | | 12.1 | 5.47 | 8.76 | |
| MHq | l/(s km²) | 93.7 | | 91.3 | 29.8 | 89.6 | |
| | | 1961/2000 (*) 40 Jahre | | | | 1961/2000 | |
| $Mh_N$ | mm | 787 | | 383 | 405 | 786 | |
| $Mh_A$ | mm | 276 | | 191 | 87 | 277 | |

## Extremwerte

| | Niedrigwasser m³/s | l/(s km²) | Datum | Hochwasser m³/s | l/(s km²) | cm | Datum |
|---|---|---|---|---|---|---|---|
| 1 | 1.40 | 0.555 | 19.09.1921 | 660 | 262 | 603 | 23.01.1995 |
| 2 | 2.00 | 0.793 | 16.07.1934 | 537 | 213 | 558 | 08.02.1984 |
| 3 | 2.30 | 0.912 | 29.08.1949 | 507 | 201 | 553 | 13.01.1993 |
| 4 | 2.30 | 0.912 | 21.09.1943 | 460 | 182 | 540 | 09.02.1946 |
| 5 | 2.40 | 0.951 | 06.09.1937 | 460 | 182 | 540 | 05.11.1940 |
| 6 | 2.43 | 0.963 | 05.09.1991 | 452 | 179 | 530 | 31.12.1925 |
| 7 | 2.50 | 0.991 | 30.10.1964 | 430 | 170 | 531 | 25.12.1967 |
| 8 | 2.50 | 0.991 | 25.08.1947 | 419 | 166 | 538 | 01.04.1986 |
| 9 | 2.65 | 1.05 | 28.10.1976 | 398 | 158 | 532 | 24.02.1970 |
| 10 | 2.72 | 1.08 | 05.08.1963 | 396 | 157 | 496 | 12.03.1947 |

## Dauertabelle

| Unter schreitungs dauer in Tagen | Unterschrittene Abflüsse m³/s: Abfluß-jahr (*) 2000 | Kalender jahr 2000 | 1941/2000 60 Kalenderjahre Obere Hüllwerte | Mittlere Werte | Untere Hüllwerte |
|---|---|---|---|---|---|
| (365) | | | | | |
| 364 | 91.2 | 82.0 | 415 | 181 | 54.3 |
| 363 | 85.5 | 76.5 | 342 | 151 | 53.5 |
| 362 | 82.5 | 72.9 | 277 | 135 | 48.0 |
| 361 | 82.0 | 70.9 | 235 | 124 | 40.8 |
| 360 | 76.6 | 70.5 | 201 | 114 | 40.0 |
| 359 | 76.5 | 70.1 | 200 | 108 | 39.3 |
| 358 | 76.4 | 69.0 | 186 | 99.7 | 36.9 |
| 357 | 72.9 | 66.2 | 176 | 95.4 | 33.2 |
| 356 | 70.5 | 66.2 | 160 | 90.8 | 32.1 |
| 350 | 64.3 | 58.1 | 143 | 71.0 | 22.8 |
| 340 | 56.1 | 52.0 | 109 | 55.2 | 16.6 |
| 330 | 50.5 | 48.9 | 93.3 | 46.5 | 15.5 |
| 320 | 44.1 | 43.2 | 73.7 | 40.1 | 14.9 |
| 300 | 34.3 | 33.1 | 56.7 | 31.7 | 13.0 |
| 270 | 25.5 | 26.4 | 45.2 | 24.3 | 9.60 |
| 240 | 19.7 | 21.3 | 37.7 | 19.7 | 8.10 |
| 210 | 16.9 | 18.9 | 31.2 | 16.5 | 7.20 |
| 183 | 15.1 | 16.9 | 26.1 | 14.1 | 6.00 |
| 150 | 13.6 | 14.9 | 22.5 | 11.9 | 5.40 |
| 130 | 12.7 | 13.9 | 21.0 | 10.9 | 5.18 |
| 120 | 12.1 | 13.6 | 20.0 | 10.3 | 5.00 |
| 110 | 11.8 | 12.7 | 19.2 | 9.79 | 4.90 |
| 100 | 11.5 | 12.2 | 18.8 | 9.32 | 4.50 |
| 90 | 11.1 | 11.8 | 17.9 | 8.84 | 4.50 |
| 80 | 10.6 | 11.5 | 16.9 | 8.37 | 4.30 |
| 70 | 10.3 | 11.0 | 16.0 | 7.80 | 4.12 |
| 60 | 9.65 | 10.6 | 15.7 | 7.41 | 3.94 |
| 50 | 9.09 | 9.88 | 15.2 | 6.84 | 3.61 |
| 40 | 8.83 | 9.20 | 14.6 | 6.32 | 3.56 |
| 30 | 8.34 | 8.51 | 13.4 | 5.75 | 3.52 |
| 25 | 8.13 | 8.13 | 12.9 | 5.41 | 3.34 |
| 20 | 7.91 | 7.91 | 12.7 | 5.06 | 3.25 |
| 15 | 7.56 | 7.56 | 12.5 | 4.71 | 3.16 |
| 10 | 7.08 | 7.08 | 12.3 | 4.21 | 3.10 |
| 9 | 7.04 | 7.04 | 12.3 | 4.14 | 3.10 |
| 8 | 6.98 | 6.98 | 12.3 | 4.09 | 3.10 |
| 7 | 6.98 | 6.98 | 12.3 | 4.01 | 3.10 |
| 6 | 6.75 | 6.75 | 12.1 | 3.91 | 3.02 |
| 5 | 6.68 | 6.68 | 12.1 | 3.82 | 2.94 |
| 4 | 6.67 | 6.67 | 11.9 | 3.71 | 2.89 |
| 3 | 6.60 | 6.60 | 11.9 | 3.61 | 2.75 |
| 2 | 6.47 | 6.47 | 11.8 | 3.42 | 2.70 |
| 1 | 6.42 | 6.42 | 11.8 | 3.16 | 2.40 |
| 0 | 6.25 | 6.25 | 11.6 | 2.30 | 2.30 |

(*) Abflußjahr: 1.11. des Vorjahres bis 31.10.

HQ1, HQ5 : Jahresreihe 1921/2000

Extremwerte ab 1921

ab 1.09.1998 hat sich das Wasserstands / Abflußverhältnis durch Baumaßnahmen im Pegelbereich verändert!

Ablesungen sind nicht mit denen früherer Jahre vergleichbar !

1 Tag Randeis

BfG Koblenz

$A_{Eo}$ : 2975 km²
PNP :NN + 151.02 m
Lage: 55.5 km oberhalb der Mündung rechts

# Q
m³/s

Pegel : Grebenau Nr. 42700202
Gewässer : Fulda
Gebiet : Fulda

## Tageswerte

| Tag | 1999 Nov | 1999 Dez | 2000 Jan | Feb | Mrz | Apr | Mai | Jun | Jul | Aug | Sep | Okt | Nov | Dez |
|---|---|---|---|---|---|---|---|---|---|---|---|---|---|---|
| 1. | 9.63 | 13.6 | 34.8 | 77.8 | 56.5 | 30.0 | 20.0 | 10.3 | 7.70 | 18.6 | 8.20 | 12.8 | 31.0 | 23.3 |
| 2. | 10.4 | 13.2 | 33.1 | 59.2 | 75.1 | 28.4 | 16.0 | 9.80 | 8.50 | 14.2 | 8.90 | 12.9 | 30.0 | 21.2 |
| 3. | 12.6 | 14.3 | 32.4 | 47.4 | 68.3 | 26.9 | 15.1 | 10.9 | 13.3 | 13.1 | 15.1 | 12.8 | 33.7 | 20.0 |
| 4. | 16.2 | 14.4 | 30.5 | 41.8 | 70.2 | 25.6 | 15.5 | 14.6 | 16.0 | 18.2 | 19.2 | 12.0 | 40.3 | 19.2 |
| 5. | 11.6 | 15.7 | 33.0 | 37.2 | 95.6 | 25.8 | 13.6 | 15.8 | 13.3 | 18.5 | 15.4 | 11.6 | 42.5 | 18.5 |
| 6. | 10.3 | 15.8 | 46.9 | 35.9 | 75.0 | 23.7 | 13.4 | 16.0 | 11.7 | 13.7 | 11.3 | 11.6 | 30.1 | 17.7 |
| 7. | 9.94 | 14.5 | 37.3 | 32.9 | 58.2 | 21.9 | 12.7 | 12.9 | 10.2 | 11.9 | 11.7 | 12.8 | 26.5 | 16.9 |
| 8. | 10.8 | 17.5 | 32.7 | 33.2 | 53.0 | 20.5 | 12.2 | 11.2 | 10.7 | 11.0 | 18.1 | 12.0 | 23.9 | 16.6 |
| 9. | 10.6 | 31.1 | 30.9 | 40.3 | 57.5 | 19.9 | 12.6 | 10.4 | 12.9 | 11.6 | 24.6 | 12.0 | 22.9 | 16.4 |
| 10. | 10.5 | 26.6 | 31.1 | 53.0 | 70.9 | 19.3 | 13.4 | 9.70 | 14.1 | 11.4 | 15.6 | 15.1 | 22.2 | 16.3 |
| 11. | 14.8 | 27.7 | 31.4 | 43.2 | 70.0 | 18.6 | 12.2 | 9.40 | 16.6 | 10.7 | 12.9 | 20.7 | 21.2 | 19.0 |
| 12. | 17.3 | 27.4 | 27.5 | 47.1 | 61.2 | 18.5 | 11.6 | 9.20 | 15.9 | 10.8 | 11.5 | 29.5 | 19.4 | 29.4 |
| 13. | 14.1 | 67.2 | 25.7 | 40.5 | 56.4 | 19.6 | 11.0 | 9.00 | 11.9 | 9.70 | 11.3 | 36.3 | 17.9 | 29.3 |
| 14. | 12.0 | 102 | 24.3 | 40.8 | 50.1 | 22.1 | 10.8 | 8.70 | 11.3 | 9.00 | 17.0 | 26.3 | 26.4 | 31.6 |
| 15. | 11.3 | 102 | 22.1 | 42.1 | 55.8 | 21.2 | 10.4 | 8.40 | 13.4 | 9.00 | 15.6 | 21.0 | 49.6 | 39.8 |
| 16. | 10.9 | 72.3 | 20.5 | 50.4 | 69.7 | 19.9 | 10.2 | 8.30 | 21.0 | 8.80 | 13.9 | 18.3 | 43.6 | 71.9 |
| 17. | 10.6 | 42.7 | 19.6 | 75.4 | 56.7 | 18.8 | 10.2 | 8.30 | 16.6 | 8.30 | 17.9 | 16.5 | 33.8 | 63.9 |
| 18. | 10.2 | 34.7 | 19.2 | 66.9 | 56.3 | 17.0 | 10.4 | 8.20 | 13.5 | 8.20 | 31.3 | 14.6 | 30.3 | 39.2 |
| 19. | 10.7 | 32.9 | 20.2 | 55.9 | 64.2 | 17.8 | 11.0 | 8.00 | 11.6 | 9.10 | 22.6 | 14.0 | 28.7 | 31.5 |
| 20. | 10.6 | 30.5 | 20.4 | 77.5 | 62.7 | 20.4 | 12.1 | 7.90 | 10.5 | 9.60 | 17.8 | 13.8 | 26.4 | 28.9 |
| 21. | 10.3 | 25.7 | 19.0 | 79.9 | 52.8 | 18.5 | 12.3 | 7.90 | 9.80 | 18.0 | 15.8 | 13.8 | 25.3 | 26.4 |
| 22. | 10.1 | 21.9 | 19.9 | 57.9 | 47.4 | 16.5 | 12.5 | 7.80 | 9.50 | 21.2 | 19.4 | 13.1 | 23.6 | 23.4 |
| 23. | 10.4 | 19.8 | 22.3 | 49.8 | 43.3 | 15.6 | 13.0 | 7.70 | 9.20 | 16.2 | 22.9 | 12.8 | 23.5 | 20.7 |
| 24. | 11.6 | 17.9 | 20.2 | 46.1 | 40.2 | 16.6 | 11.8 | 8.30 | 9.10 | 13.2 | 17.9 | 12.1 | 26.0 | 20.1 |
| 25. | 13.4 | 20.9 | 16.4 | 62.0 | 39.0 | 18.3 | 11.5 | 9.40 | 12.8 | 10.4 | 15.7 | 12.7 | 23.5 | 19.6 |
| 26. | 17.6 | 46.6 | 14.6 | 86.8 | 38.6 | 16.7 | 11.9 | 9.00 | 14.6 | 9.60 | 15.3 | 12.2 | 21.8 | 20.4 |
| 27. | 20.9 | 80.6 | 14.6 | 85.1 | 35.7 | 15.0 | 11.4 | 8.40 | 13.7 | 8.90 | 15.4 | 12.7 | 21.8 | 20.7 |
| 28. | 19.3 | 99.8 | 15.0 | 60.1 | 33.3 | 14.0 | 10.9 | 8.00 | 16.6 | 8.70 | 14.9 | 15.4 | 24.4 | 28.9 |
| 29. | 15.8 | 84.8 | 15.0 | 54.2 | 31.0 | 14.0 | 10.1 | 7.80 | 21.6 | 8.40 | 15.4 | 16.0 | 26.1 | 36.8 |
| 30. | 14.8 | 48.4 | 42.1 | | 30.2 | 19.7 | 10.5 | 7.80 | 19.6 | 8.30 | 14.4 | 16.1 | 26.1 | 28.8 |
| 31. | | 39.7 | 95.0 | | 31.1 | | 10.4 | | 19.7 | 8.20 | | 16.2 | | 24.4 |

## Hauptwerte

| | | | | | | | | | | | | | | |
|---|---|---|---|---|---|---|---|---|---|---|---|---|---|---|
| Tag | 1. | 2. | 26.+ | 7. | 30. | 28.+ | 29. | 23. | 1. | 18.+ | 1. | 5.+ | 13. | 10. |
| NQ | 9.63 | 13.2 | 14.6 | 32.9 | 30.2 | 14.0 | 10.1 | 7.70 | 7.70 | 8.20 | 8.20 | 11.6 | 17.9 | 16.3 |
| MQ | 12.6 | 39.4 | 28.0 | 54.5 | 55.0 | 20.0 | 12.3 | 9.64 | 13.4 | 11.8 | 16.2 | 15.8 | 28.1 | 27.1 |
| HQ | 21.7 | 114 | 100 | 98.9 | 102 | 31.8 | 22.6 | 22.6 | 25.0 | 23.1 | 35.7 | 41.0 | 54.4 | 80.6 |
| Tag | 27. | 14. | 31. | 26. | 5. | 1. | 1. | 5. | 16. | 22. | 18. | 13. | 15. | 16. |
| $h_N$ mm | 60 | 107 | 51 | 93 | 72 | 43 | 46 | 44 | 136 | 63 | 92 | 63 | 63 | 55 |
| $h_A$ mm | 11 | 35 | 25 | 46 | 50 | 17 | 11 | 8 | 12 | 11 | 14 | 14 | 24 | 24 |
| | 1950/1999 | | 1951/2000 | | | | | | 50 Jahre | | | | | |
| Jahr | 1953 | 1953 | 1954 | 1954 | 1963 | 1960 | 1954 | 1964 | 1952 | 1976 | 1976 | 1976 | 1953 | 1953 |
| NQ | 4.00 | 3.90 | 7.20 | 5.70 | 7.30 | 7.48 | 4.10 | 4.80 | 2.50 | 3.46 | 2.50 | 2.74 | 4.00 | 3.90 |
| MNQ | 12.5 | 16.6 | 18.8 | 20.7 | 20.3 | 19.4 | 13.7 | 12.0 | 10.5 | 9.23 | 9.09 | 9.99 | 12.6 | 16.6 |
| MQ | 23.8 | 38.0 | 41.2 | 39.3 | 40.2 | 33.3 | 21.5 | 19.5 | 17.4 | 13.8 | 13.2 | 16.8 | 23.1 | 37.7 |
| MHQ | 66.5 | 118 | 129 | 115 | 104 | 80.2 | 46.2 | 49.2 | 40.8 | 34.2 | 28.9 | 43.8 | 63.5 | 116 |
| HQ | 291 | 405 | 690 | 520 | 287 | 370 | 230 | 274 | 180 | 259 | 98.9 | 205 | 291 | 405 |
| Jahr | 1998 | 1960 | 1995 | 1984 | 1988 | 1986 | 1984 | 1981 | 1956 | 1981 | 1998 | 1998 | 1998 | 1960 |
| | 1955/1999 | | 1956/2000 | | | | | | 45 Jahre | | | | | |
| $Mh_N$ mm | 65 | 76 | 62 | 49 | 57 | 57 | 66 | 76 | 77 | 69 | 60 | 62 | 66 | 75 |
| $Mh_A$ mm | 21 | 34 | 37 | 33 | 36 | 29 | 19 | 17 | 16 | 12 | 12 | 15 | 20 | 34 |

| | Abflußjahr (*) 2000 Jahr | Datum | Winter | Sommer | Kalenderjahr 2000 Jahr | Datum |
|---|---|---|---|---|---|---|
| NQ m³/s | 7.70 | am 23.06.2000 | 9.63 | 7.70 | 7.70 | am 23.06.2000 |
| MQ m³/s | 24.0 | | 34.9 | 13.2 | 24.2 | |
| HQ m³/s | 114 | am 14.12.1999 bei W= 287 cm | 114 | 41.0 | 102 | am 05.03.2000 bei W= 277 cm |
| Nq l/(s km²) | 2.59 | | 3.24 | 2.59 | 2.59 | |
| Mq l/(s km²) | 8.07 | | 11.7 | 4.44 | 8.14 | |
| Hq l/(s km²) | 38.2 | | 38.2 | 13.8 | 34.4 | |
| $h_N$ mm | 870 | | 426 | 444 | 821 | |
| $h_A$ mm | 254 | | 185 | 71 | 258 | |
| | 1951/2000 (*) 50 Jahre | | | | 1951/2000 | |
| NQ m³/s | 2.50 | am 22.09.1976 | 3.90 | 2.50 | 2.50 | am 22.09.1976 |
| MNQ m³/s | 7.41 | | 11.2 | 7.82 | 7.74 | |
| MQ m³/s | 26.5 | | 36.0 | 17.1 | 26.4 | |
| MHQ m³/s | 222 | | 215 | 83.2 | 220 | |
| HQ m³/s | 690 | am 24.01.1995 bei W= 523 cm | 690 | 274 | 690 | am 24.01.1995 bei W= 523 cm |
| $HQ_1$ m³/s | 164 | | 152 | 55.2 | 164 | |
| $HQ_5$ m³/s | 295 | | 290 | 128 | 295 | |
| MNq l/(s km²) | 2.49 | | 3.76 | 2.63 | 2.60 | |
| Mq l/(s km²) | 8.91 | | 12.1 | 5.75 | 8.87 | |
| MHq l/(s km²) | 74.7 | | 72.4 | 28.0 | 73.8 | |
| | 1956/2000 (*) 45 Jahre | | | | 1956/2000 | |
| $Mh_N$ mm | 775 | | 366 | 409 | 775 | |
| $Mh_A$ mm | 281 | | 190 | 91 | 281 | |

## Extremwerte

| | Niedrigwasser m³/s | l/(s km²) | Datum | Hochwasser m³/s | l/(s km²) | cm | Datum |
|---|---|---|---|---|---|---|---|
| 1 | 2.50 | 0.840 | 22.09.1976 | 690 | 232 | 523 | 24.01.1995 |
| 2 | 2.50 | 0.840 | 08.07.1952 | 520 | 175 | 480 | 08.02.1984 |
| 3 | 3.10 | 1.04 | 16.09.1953 | 454 | 153 | 456 | 24.02.1970 |
| 4 | 3.18 | 1.07 | 04.10.1964 | 408 | 137 | 450 | 13.01.1993 |
| 5 | 3.27 | 1.10 | 16.09.1959 | 405 | 136 | 429 | 06.12.1960 |
| 6 | 4.10 | 1.38 | 18.05.1954 | 370 | 124 | 435 | 02.04.1986 |
| 7 | 4.24 | 1.43 | 30.07.1963 | 341 | 115 | 432 | 25.12.1967 |
| 8 | 4.30 | 1.45 | 29.09.1951 | 331 | 111 | 417 | 22.12.1993 |
| 9 | 4.92 | 1.65 | 14.10.1962 | 291 | 97.8 | 399 | 03.11.1998 |
| 10 | 4.99 | 1.68 | 05.09.1991 | 287 | 96.5 | 394 | 18.03.1988 |

## Dauertabelle

| Unterschreitungsdauer in Tagen | Unterschrittene Abflüsse m³/s: Abflußjahr (*) 2000 | Kalenderjahr 2000 | 1951/2000 50 Kalenderjahre: Obere Hüllwerte | Mittlere Werte | Untere Hüllwerte |
|---|---|---|---|---|---|
| (365) | | | | | |
| 364 | 102 | 95.0 | 534 | 188 | 58.9 |
| 363 | 99.8 | 86.8 | 284 | 165 | 57.0 |
| 362 | 95.6 | 85.1 | 252 | 152 | 50.0 |
| 361 | 95.0 | 79.9 | 227 | 140 | 44.5 |
| 360 | 86.8 | 77.8 | 214 | 128 | 42.2 |
| 359 | 85.1 | 77.5 | 206 | 122 | 39.1 |
| 358 | 84.8 | 75.4 | 192 | 115 | 36.8 |
| 357 | 80.6 | 75.1 | 191 | 109 | 36.8 |
| 356 | 79.9 | 75.0 | 186 | 105 | 34.3 |
| 350 | 72.3 | 68.3 | 145 | 82.7 | 26.7 |
| 340 | 62.0 | 57.9 | 126 | 65.2 | 20.5 |
| 330 | 56.3 | 53.0 | 109 | 54.6 | 19.1 |
| 320 | 48.4 | 46.1 | 88.6 | 47.0 | 17.8 |
| 300 | 37.3 | 36.3 | 70.1 | 37.6 | 16.5 |
| 270 | 27.4 | 29.3 | 53.1 | 29.1 | 14.3 |
| 240 | 20.4 | 23.3 | 45.4 | 24.0 | 11.4 |
| 210 | 18.0 | 20.0 | 39.1 | 20.4 | 9.80 |
| 183 | 15.9 | 18.2 | 33.0 | 17.9 | 9.00 |
| 150 | 14.2 | 15.7 | 28.4 | 15.2 | 7.30 |
| 130 | 13.2 | 14.9 | 25.7 | 13.8 | 6.50 |
| 120 | 12.9 | 13.8 | 24.5 | 13.2 | 6.13 |
| 110 | 12.3 | 13.2 | 23.5 | 12.5 | 5.80 |
| 100 | 12.0 | 12.9 | 22.1 | 12.1 | 5.60 |
| 90 | 11.7 | 12.3 | 21.1 | 11.5 | 5.50 |
| 80 | 11.2 | 11.8 | 20.4 | 11.0 | 5.20 |
| 70 | 10.8 | 11.5 | 19.7 | 10.5 | 4.66 |
| 60 | 10.5 | 10.9 | 19.3 | 9.90 | 4.42 |
| 50 | 10.3 | 10.5 | 18.6 | 9.39 | 4.18 |
| 40 | 9.63 | 9.70 | 18.1 | 8.81 | 4.18 |
| 30 | 9.10 | 9.10 | 17.5 | 8.11 | 3.94 |
| 25 | 8.90 | 8.90 | 17.3 | 7.71 | 3.70 |
| 20 | 8.50 | 8.50 | 17.1 | 7.11 | 3.70 |
| 15 | 8.40 | 8.40 | 16.6 | 6.51 | 3.70 |
| 10 | 8.30 | 8.30 | 16.2 | 5.83 | 3.46 |
| 9 | 8.20 | 8.20 | 16.1 | 5.71 | 3.46 |
| 8 | 8.20 | 8.20 | 16.1 | 5.51 | 3.46 |
| 7 | 8.00 | 8.00 | 15.9 | 5.39 | 3.46 |
| 6 | 8.00 | 8.00 | 15.8 | 5.21 | 3.46 |
| 5 | 7.90 | 7.90 | 15.8 | 5.02 | 3.22 |
| 4 | 7.90 | 7.90 | 15.6 | 4.90 | 3.22 |
| 3 | 7.90 | 7.90 | 15.5 | 4.60 | 3.22 |
| 2 | 7.80 | 7.80 | 15.5 | 4.24 | 2.98 |
| 1 | 7.80 | 7.80 | 15.4 | 3.82 | 2.74 |
| 0 | 7.70 | 7.70 | 14.9 | 2.50 | 2.50 |

(*) Abflußjahr: 1.11. des Vorjahres bis 31.10.

HQ1, HQ5 : Jahresreihe 1951/2000
Extremwerte ab 1951
eisfrei

$A_{Eo}$ : 6366 km²
PNP :NN + 140.90 m
Lage: 44.0 km oberhalb der Mündung links

# Q
m³/s

Pegel : Guntershausen Nr. 42900100
Gewässer : Fulda
Gebiet : Fulda

## Tageswerte

| Tag | 1999 Nov | 1999 Dez | 2000 Jan | Feb | Mrz | Apr | Mai | Jun | Jul | Aug | Sep | Okt | Nov | Dez |
|---|---|---|---|---|---|---|---|---|---|---|---|---|---|---|
| 1. | 27.0 | 24.8 | 104 | 139 | 153 | 54.8 | 33.6 | K 22.7 | K 32.5 | K 30.3 | K 34.7 | K 25.8 | K 47.4 | K 53.9 |
| 2. | 26.0 | 25.3 | 102 | 125 | 174 | 52.6 | 28.9 | K 22.2 | K 34.0 | K 24.5 | K 36.5 | K 30.0 | K 48.2 | K 51.5 |
| 3. | 27.7 | 25.5 | 97.5 | 113 | 176 | 50.7 | 27.6 | K 23.0 | K 37.9 | K 26.3 | K 42.4 | K 32.3 | K 50.4 | K 49.8 |
| 4. | 28.2 | 25.8 | 89.0 | 106 | 189 | 48.9 | 28.1 | K 32.0 | K 36.9 | K 30.8 | K 33.9 | K 30.1 | K 59.3 | K 40.6 |
| 5. | 23.2 | 26.3 | 91.7 | 99.8 | 213 | 47.5 | 26.2 | K 30.4 | K 30.8 | K 28.7 | K 27.1 | K 29.1 | K 62.1 | K 31.4 |
| 6. | 21.6 | 26.6 | 104 | 97.2 | 189 | 43.9 | 25.7 | K 32.8 | K 26.6 | K 23.4 | K 23.2 | K 29.4 | K 46.7 | K 29.7 |
| 7. | 20.8 | 26.7 | 98.6 | 90.7 | 165 | 40.0 | 25.1 | K 26.3 | K 23.8 | K 22.6 | K 30.6 | K 31.1 | K 42.8 | K 28.5 |
| 8. | 22.0 | 30.4 | 92.4 | 82.3 | 157 | 36.4 | 24.7 | K 24.4 | K 27.7 | K 24.4 | K 33.2 | K 30.1 | K 43.0 | K 28.4 |
| 9. | 21.8 | 43.5 | 89.5 | 88.8 | 163 | 35.5 | 24.8 | K 22.4 | K 30.0 | K 27.7 | K 36.9 | K 31.6 | K 41.8 | K 27.8 |
| 10. | 20.4 | 42.3 | 89.0 | 104 | 178 | 34.4 | 26.0 | K 23.3 | K 31.1 | K 27.5 | K 27.3 | K 31.6 | K 42.2 | K 28.0 |
| 11. | 25.9 | 41.8 | 89.0 | 95.6 | 179 | 32.9 | 24.5 | K 25.3 | K 29.4 | K 27.1 | K 30.2 | K 33.3 | K 40.4 | K 31.8 |
| 12. | 28.7 | 46.8 | 76.6 | 97.4 | 167 | 33.1 | 23.7 | K 25.3 | K 27.1 | K 29.8 | K 28.9 | K 43.1 | K 38.1 | K 44.7 |
| 13. | 25.7 | 114 | 64.1 | 94.5 | 157 | 33.9 | 22.3 | K 23.1 | K 23.6 | K 29.3 | K 30.6 | K 52.5 | K 45.9 | K 44.1 |
| 14. | 22.5 | 135 | 53.8 | 94.9 | 134 | 35.9 | 22.3 | K 24.6 | K 26.6 | K 29.7 | K 36.5 | K 42.7 | K 57.1 | K 48.3 |
| 15. | 22.2 | 131 | 48.3 | 97.1 | 129 | 35.0 | 21.9 | K 26.7 | K 28.9 | K 33.7 | K 29.3 | K 110 | K 75.4 | K 56.3 |
| 16. | 21.2 | 104 | 45.8 | 112 | 139 | 33.7 | 21.5 | K 26.7 | K 37.0 | K 36.3 | K 30.7 | K 113 | K 69.4 | K 91.4 |
| 17. | 20.6 | 83.2 | 41.9 | 143 | 117 | 32.2 | 21.8 | K 27.0 | K 28.0 | K 32.8 | K 29.9 | K 65.5 | K 57.5 | K 86.4 |
| 18. | 20.2 | 79.5 | 39.5 | 135 | 112 | 30.7 | 22.4 | K 28.2 | K 24.5 | K 32.7 | K 40.3 | K 37.5 | K 52.4 | K 58.5 |
| 19. | 20.8 | 75.5 | 40.4 | 125 | 121 | 34.7 | 23.3 | K 29.5 | K 25.2 | K 42.1 | K 31.5 | K 36.3 | K 45.9 | K 48.6 |
| 20. | 20.9 | 71.6 | 40.2 | 156 | 118 | 37.4 | 25.4 | K 29.1 | K 27.1 | K 38.8 | K 25.5 | K 33.5 | K 46.8 | K 44.7 |
| 21. | 20.2 | 65.7 | 39.0 | 159 | 107 | 33.3 | 25.0 | K 29.2 | K 28.2 | K 43.6 | K 24.8 | K 33.4 | K 46.5 | K 39.8 |
| 22. | 19.9 | 60.7 | 40.7 | 143 | 99.2 | 30.8 | 24.8 | K 30.6 | K 30.2 | K 41.5 | K 33.3 | K 31.7 | K 44.0 | K 36.2 |
| 23. | 20.9 | 58.4 | 44.4 | 135 | 90.2 | 29.4 | 25.4 | K 30.8 | K 30.8 | K 34.2 | K 32.7 | K 27.8 | K 45.3 | K 38.6 |
| 24. | 23.6 | 56.5 | 41.3 | 137 | 84.1 | 31.4 | 24.1 | K 31.9 | K 30.2 | K 26.2 | K 26.4 | K 27.5 | K 47.9 | K 37.5 |
| 25. | 26.2 | 71.0 | 36.5 | 182 | 76.2 | 33.4 | 24.2 | K 32.3 | K 39.6 | K 25.4 | K 24.9 | K 31.1 | K 44.4 | K 40.3 |
| 26. | 31.0 | 110 | 33.3 | 226 | 74.6 | 30.8 | 25.1 | K 28.3 | K 35.6 | K 35.0 | K 25.3 | K 32.1 | K 42.0 | K 40.9 |
| 27. | 32.8 | 163 | 32.3 | 205 | 67.4 | 28.8 | 23.5 | K 27.0 | K 26.7 | K 33.9 | K 23.7 | K 33.0 | K 41.8 | K 41.6 |
| 28. | 30.7 | 180 | 32.0 | 172 | 63.1 | 27.7 | 22.7 | K 29.0 | K 29.2 | K 33.5 | K 24.4 | K 37.4 | K 51.4 | K 52.4 |
| 29. | 27.2 | 164 | 32.6 | 158 | 59.8 | 27.1 | 21.9 | K 31.3 | K 32.3 | K 31.8 | K 26.6 | K 38.3 | K 58.0 | K 64.4 |
| 30. | 25.9 | 122 | 86.0 | | 58.3 | 32.3 | 23.6 | K 32.1 | K 31.8 | K 34.1 | K 25.9 | K 33.2 | K 57.8 | K 54.3 |
| 31. | | 110 | 146 | | 58.5 | | 23.1 | | K 37.2 | K 35.2 | | K 33.8 | | K 47.2 |

## Hauptwerte

| | 1999 Nov | 1999 Dez | 2000 Jan | Feb | Mrz | Apr | Mai | Jun | Jul | Aug | Sep | Okt | Nov | Dez |
|---|---|---|---|---|---|---|---|---|---|---|---|---|---|---|
| Tag | 22. | 1. | 28. | 8. | 30. | 29. | 16. | 2. | 13. | 7. | 6. | 1. | 12. | 9. |
| NQ | 19.9 | 24.8 | 32.0 | 82.3 | 58.3 | 27.1 | 21.5 | 22.2 | 23.6 | 22.6 | 23.2 | 25.8 | 38.1 | 27.8 |
| MQ | 24.2 | 75.6 | 66.5 | 128 | 128 | 36.3 | 24.6 | 27.6 | 30.3 | 31.4 | 30.2 | 39.6 | 49.7 | 45.7 |
| HQ | 34.5 | 188 | 155 | 232 | 215 | 56.8 | 36.8 | 39.8 | 44.5 | 48.7 | 47.3 | 118 | 80.2 | 99.1 |
| Tag | 27. | 28. | 31. | 25.+ | 5. | 1. | 1. | 5. | 25. | 19. | 3. | 16. | 15. | 17. |
| $h_N$ mm | 56 | 123 | 54 | 95 | 75 | 41 | 47 | 50 | 127 | 59 | 84 | 59 | 62 | 53 |
| $h_A$ mm | 10 | 32 | 28 | 50 | 54 | 15 | 10 | 11 | 13 | 13 | 12 | 17 | 20 | 19 |

| | 1940/1999 | | 1941/2000 60 Jahre | | | | | | | | | | | |
|---|---|---|---|---|---|---|---|---|---|---|---|---|---|---|
| Jahr | 1959 | 1959 | 1954 | 1954 | 1947 | 1960 | 1953 | 1964 | 1964 | 1964 | 1959 | 1990 | 1959 | 1959 |
| NQ | 10.2 | 11.8 | 12.0 | 11.8 | 15.3 | 16.9 | 18.0 | 16.3 | 13.8 | 11.0 | 7.36 | 8.06 | 10.2 | 11.8 |
| MNQ | 28.4 | 35.8 | 37.4 | 41.2 | 38.0 | 36.2 | 27.7 | 26.3 | 26.0 | 26.1 | 27.3 | 25.6 | 28.4 | 35.8 |
| MQ | 53.8 | 76.8 | 83.5 | 88.7 | 81.7 | 66.3 | 44.1 | 41.5 | 41.8 | 38.1 | 39.3 | 41.3 | 52.1 | 76.7 |
| MHQ | 130 | 185 | 202 | 216 | 196 | 144 | 103 | 92.5 | 87.1 | 75.7 | 71.9 | 84.0 | 119 | 184 |
| HQ | 730 | 581 | 747 | 980 | 578 | 487 | 696 | 622 | 543 | 354 | 162 | 394 | 482 | 581 |
| Jahr | 1940 | 1960 | 1995 | 1946 | 1942 | 1986 | 1943 | 1984 | 1956 | 1981 | 1957 | 1998 | 1998 | 1960 |

| | 1955/1999 | | 1956/2000 45 Jahre | | | | | | | | | | | |
|---|---|---|---|---|---|---|---|---|---|---|---|---|---|---|
| $Mh_N$ mm | 66 | 78 | 67 | 51 | 58 | 55 | 65 | 74 | 76 | 69 | 61 | 63 | 67 | 77 |
| $Mh_A$ mm | 22 | 32 | 35 | 35 | 34 | 27 | 19 | 17 | 18 | 16 | 16 | 17 | 21 | 32 |

| | Abflußjahr (*) 2000 Jahr | Datum | Winter | Sommer | Kalenderjahr 2000 Jahr | Datum |
|---|---|---|---|---|---|---|
| NQ m³/s | 19.9 | am 22.11.1999 | 19.9 | 21.5 | 21.5 | am 16.05.2000 |
| MQ m³/s | 53.4 | | 76.4 | 30.6 | 53.0 | |
| HQ m³/s | 232 | am 25.02.2000 | 232 | 118 | 232 | am 25.02.2000 |
| Nq l/(s km²) | 3.13 | | 3.13 | 3.38 | 3.38 | |
| Mq l/(s km²) | 8.39 | | 12.0 | 4.81 | 8.32 | |
| Hq l/(s km²) | 36.4 | | 36.4 | 18.5 | 36.4 | |
| $h_N$ mm | 870 | | 444 | 426 | 806 | |
| $h_A$ mm | 264 | | 189 | 77 | 263 | |
| | 1941/2000 (*) 60 Jahre | | | | 1941/2000 | |
| NQ m³/s | 7.36 | am 16.09.1959 | 10.2 | 7.36 | 7.36 | am 16.09.1959 |
| MNQ m³/s | 16.6 | | 21.7 | 19.3 | 17.6 | |
| MQ m³/s | 57.9 | | 75.1 | 41.0 | 57.8 | |
| MHQ m³/s | 374 | | 353 | 165 | 360 | |
| HQ m³/s | 980 | am 09.02.1946 bei W= 584 cm | 980 | 622 | 980 | am 09.02.1946 bei W= 584 cm |
| $HQ_1$ m³/s | 260 | | 245 | 98.5 | 260 | |
| $HQ_5$ m³/s | 510 | | 490 | 219 | 510 | |
| MNq l/(s km²) | 2.61 | | 3.41 | 3.03 | 2.76 | |
| Mq l/(s km²) | 9.10 | | 11.8 | 6.44 | 9.08 | |
| MHq l/(s km²) | 58.7 | | 55.4 | 25.9 | 56.6 | |
| | 1956/2000 (*) 45 Jahre | | | | 1956/2000 | |
| $Mh_N$ mm | 784 | | 375 | 408 | 784 | |
| $Mh_A$ mm | 287 | | 186 | 102 | 287 | |

## Extremwerte

| | Niedrigwasser m³/s | l/(s km²) | Datum | Hochwasser m³/s | l/(s km²) | cm | Datum |
|---|---|---|---|---|---|---|---|
| 1 | 6.20 | 0.974 | 09.10.1921 | 2800 *) | 440 | 829 | 17.05.1943 |
| 2 | 7.36 | 1.16 | 16.09.1959 | 980 | 154 | 584 | 09.02.1946 |
| 3 | 8.06 | 1.27 | 25.10.1990 | 968 | 152 | 554 | 01.01.1926 |
| 4 | 9.00 | 1.41 | 04.10.1964 | 747 | 117 | 507 | 24.01.1995 |
| 5 | 9.60 | 1.51 | 09.09.1934 | 730 | 115 | 498 | 06.11.1940 |
| 6 | 10.0 | 1.57 | 27.10.1976 | 710 | 112 | 506 | 29.11.1939 |
| 7 | 10.2 | 1.60 | 25.11.1959 | 625 | 98.2 | 451 | 08.02.1984 |
| 8 | 10.5 | 1.65 | 15.09.1991 | 622 | 97.7 | 450 | 31.05.1984 |
| 9 | 10.8 | 1.70 | 23.10.1949 | 588 | 92.4 | 436 | 26.10.1923 |
| 10 | 11.2 | 1.76 | 05.09.1947 | 581 | 91.3 | 439 | 06.12.1960 |

## Dauertabelle

| Unterschreitungsdauer in Tagen | Unterschrittene Abflüsse m³/s: Abflußjahr (*) 2000 | Kalenderjahr 2000 | 1941/2000 60 Kalenderjahre: Obere Hüllwerte | Mittlere Werte | Untere Hüllwerte |
|---|---|---|---|---|---|
| (365) | | | | | |
| 364 | 213 | 213 | 860 | 372 | 77.2 |
| 363 | 205 | 205 | 619 | 320 | 68.5 |
| 362 | 205 | 205 | 574 | 294 | 68.0 |
| 361 | 189 | 189 | 558 | 273 | 67.0 |
| 360 | 182 | 182 | 521 | 257 | 67.0 |
| 359 | 180 | 179 | 452 | 243 | 66.0 |
| 358 | 179 | 178 | 431 | 234 | 66.0 |
| 357 | 178 | 176 | 414 | 221 | 58.9 |
| 356 | 176 | 174 | 394 | 213 | 54.8 |
| 350 | 163 | 158 | 302 | 175 | 51.8 |
| 340 | 143 | 137 | 263 | 139 | 42.0 |
| 330 | 129 | 117 | 237 | 116 | 34.5 |
| 320 | 112 | 102 | 204 | 101 | 32.6 |
| 300 | 94.5 | 88.8 | 154 | 80.1 | 30.5 |
| 270 | 58.3 | 52.6 | 111 | 62.6 | 28.0 |
| 240 | 39.6 | 44.0 | 97.5 | 52.4 | 25.8 |
| 210 | 34.0 | 38.8 | 80.0 | 45.1 | 23.5 |
| 183 | 32.5 | 34.7 | 71.5 | 40.4 | 21.5 |
| 150 | 30.7 | 32.5 | 60.4 | 35.9 | 19.4 |
| 130 | 29.4 | 31.3 | 56.8 | 33.4 | 18.1 |
| 120 | 28.8 | 30.7 | 55.9 | 32.1 | 17.0 |
| 110 | 27.8 | 30.1 | 54.9 | 31.1 | 16.0 |
| 100 | 27.2 | 29.4 | 54.0 | 30.1 | 14.6 |
| 90 | 26.7 | 28.8 | 51.0 | 29.0 | 13.5 |
| 80 | 26.3 | 28.0 | 48.9 | 28.0 | 13.0 |
| 70 | 25.7 | 27.3 | 47.1 | 26.9 | 12.4 |
| 60 | 25.2 | 26.7 | 45.2 | 25.7 | 11.8 |
| 50 | 24.6 | 25.7 | 43.4 | 24.3 | 11.3 |
| 40 | 23.8 | 25.1 | 41.6 | 22.8 | 10.7 |
| 30 | 23.2 | 24.5 | 40.1 | 21.0 | 10.7 |
| 25 | 22.7 | 24.1 | 39.2 | 19.9 | 10.7 |
| 20 | 22.4 | 23.6 | 39.0 | 18.6 | 10.2 |
| 15 | 22.0 | 23.2 | 38.6 | 16.9 | 10.2 |
| 10 | 21.5 | 22.7 | 37.6 | 15.1 | 9.60 |
| 9 | 21.2 | 22.6 | 37.1 | 14.7 | 9.60 |
| 8 | 21.2 | 22.6 | 37.0 | 14.3 | 9.60 |
| 7 | 20.9 | 22.4 | 36.4 | 13.9 | 9.60 |
| 6 | 20.9 | 22.4 | 35.8 | 13.5 | 9.60 |
| 5 | 20.8 | 22.3 | 35.8 | 13.1 | 9.04 |
| 4 | 20.6 | 22.2 | 35.3 | 12.6 | 9.03 |
| 3 | 20.4 | 22.2 | 34.9 | 12.2 | 8.51 |
| 2 | 20.4 | 21.9 | 34.9 | 11.6 | 8.48 |
| 1 | 20.2 | 21.8 | 32.9 | 10.6 | 7.92 |
| 0 | 19.9 | 21.5 | 32.2 | 7.36 | 7.36 |

(*) Abflußjahr: 1.11. des Vorjahres bis 31.10.

HQ1, HQ5 : Jahresreihe 1921/2000

Extremwerte ab 1921

*) durch Bruch der Edertalsperre (in der Stat. nicht berücks.)

Verkrautung von 1.06. bis 31.12.

eisfrei

BfG Koblenz

$A_{Eo}$ : 68.7 km²
PNP : NN + 286.92 m
Lage: 4.8 km oberhalb der Mündung, rechts

Q
m³/s

Pegel : Rothemann Nr. 42260250
Gewässer : Döllbach
Gebiet : Fulda

## Tageswerte

| Tag | 1999 Nov | 1999 Dez | 2000 Jan | Feb | Mrz | Apr | Mai | Jun | Jul | Aug | Sep | Okt | Nov | Dez |
|---|---|---|---|---|---|---|---|---|---|---|---|---|---|---|
| 1. | 0.313 | 0.384 | 1.42 | 1.67 | 4.04 | 1.29 | 0.542 | 0.246 | 0.345 | 0.343 | 0.542 | 0.547 | 1.30 | 0.596 |
| 2. | 0.655 | 0.463 | 1.35 | 1.32 | 2.80 | 1.24 | 0.631 | 0.250 | 0.396 | 0.348 | 1.08 | 0.489 | 1.69 | 0.588 |
| 3. | 0.590 | 0.418 | 1.32 | 1.16 | 3.68 | 1.14 | 0.557 | 0.358 | 0.604 | 0.422 | 1.72 | 0.495 | 1.93 | 0.588 |
| 4. | 0.323 | 0.492 | 1.39 | 1.07 | 4.38 | 1.25 | 0.516 | 0.410 | 0.341 | 0.439 | 0.637 | 0.474 | 1.45 | 0.632 |
| 5. | 0.254 | 0.449 | 1.94 | 1.15 | 3.00 | 1.22 | 0.489 | 0.322 | 0.352 | 0.383 | 0.507 | 0.459 | 1.03 | 0.682 |
| 6. | 0.265 | 0.429 | 1.42 | 1.11 | 2.54 | 0.997 | 0.472 | 0.294 | 0.294 | 0.370 | 0.473 | 0.547 | 0.859 | 0.669 |
| 7. | 0.271 | 0.681 | 1.30 | 1.14 | 2.37 | 0.896 | 0.429 | 0.291 | 0.323 | 0.357 | 2.15 | 0.448 | 0.740 | 0.664 |
| 8. | 0.274 | 1.22 | 1.24 | 1.67 | 2.20 | 0.930 | 0.382 | 0.271 | 0.521 | 0.412 | 1.13 | 0.415 | 0.746 | 0.625 |
| 9. | 0.267 | 0.885 | 1.36 | 1.93 | 2.90 | 0.955 | 0.379 | 0.246 | 0.371 | 0.370 | 0.622 | 0.805 | 0.713 | 0.595 |
| 10. | 0.353 | 1.12 | 1.55 | 1.37 | 2.61 | 0.840 | 0.344 | 0.225 | 1.20 | 0.339 | 0.512 | 0.904 | 0.625 | 0.760 |
| 11. | 0.688 | 1.15 | 1.28 | 1.90 | 2.51 | 0.855 | 0.337 | 0.198 | 0.414 | 0.333 | 0.468 | 1.40 | 0.616 | 0.965 |
| 12. | 0.409 | 8.77 | 1.18 | 1.37 | 2.27 | 0.906 | 0.370 | 0.206 | 0.393 | 0.324 | 0.452 | 1.09 | 0.621 | 1.36 |
| 13. | 0.369 | 3.83 | 1.08 | 1.34 | 1.99 | 0.929 | 0.372 | 0.193 | 0.298 | 0.278 | 0.458 | 0.676 | 1.42 | 1.18 |
| 14. | 0.312 | 4.19 | 0.980 | 1.29 | 2.19 | 1.03 | 0.354 | 0.190 | 0.688 | 0.256 | 0.434 | 0.535 | 2.37 | 3.25 |
| 15. | 0.333 | 2.36 | 0.982 | 1.42 | 2.37 | 1.05 | 0.372 | 0.194 | 0.598 | 0.249 | 0.435 | 0.476 | 1.58 | 4.94 |
| 16. | 0.294 | 1.66 | 0.905 | 3.65 | 1.94 | 0.786 | 0.348 | 0.237 | 0.480 | 0.316 | 1.54 | 0.450 | 1.27 | 2.44 |
| 17. | 0.294 | 1.45 | 0.891 | 2.05 | 1.74 | 0.754 | 0.356 | 0.197 | 0.428 | 0.287 | 1.84 | 0.435 | 1.16 | 1.55 |
| 18. | 0.292 | 1.53 | 0.922 | 1.69 | 2.11 | 0.721 | 0.353 | 0.156 | 0.399 | 0.264 | 0.748 | 0.415 | 1.02 | 1.26 |
| 19. | 0.281 | 1.39 | 0.982 | 2.99 | 2.34 | 0.716 | 0.372 | 0.200 | 0.355 | 0.365 | 0.560 | 0.435 | 0.950 | 1.16 |
| 20. | 0.271 | 1.23 | 0.743 | 2.61 | 1.84 | 0.665 | 0.434 | 0.273 | 0.330 | 0.691 | 0.502 | 0.471 | 0.949 | 1.06 |
| 21. | 0.246 | 1.11 | 0.786 | 1.86 | 1.66 | 0.604 | 0.400 | 0.258 | 0.294 | 0.930 | 1.12 | 0.457 | 0.814 | 0.933 |
| 22. | 0.250 | 0.940 | 0.799 | 1.64 | 1.51 | 0.576 | 0.464 | 0.224 | 0.292 | 0.860 | 0.972 | 0.417 | 0.955 | 0.836 |
| 23. | 0.285 | 0.835 | 0.852 | 1.63 | 1.43 | 0.577 | 0.436 | 0.273 | 0.294 | 0.456 | 0.661 | 0.392 | 1.27 | 0.891 |
| 24. | 0.422 | 0.720 | 0.628 | 2.19 | 1.42 | 0.695 | 0.423 | 0.398 | 0.363 | 0.407 | 0.548 | 0.425 | 0.943 | 0.934 |
| 25. | 0.880 | 2.63 | 0.606 | 3.83 | 1.36 | 0.596 | 0.468 | 0.340 | 0.394 | 0.354 | 0.590 | 0.399 | 0.774 | 1.07 |
| 26. | 1.10 | 4.01 | 0.588 | 2.68 | 1.31 | 0.590 | 0.441 | 0.368 | 0.400 | 0.348 | 0.564 | 0.450 | 0.925 | 1.26 |
| 27. | 0.601 | 4.98 | 0.588 | 2.06 | 1.32 | 0.555 | 0.418 | 0.320 | 0.394 | 0.294 | 0.570 | 0.439 | 1.15 | 2.10 |
| 28. | 0.511 | 2.36 | 0.524 | 1.93 | 1.32 | 0.550 | 0.405 | 0.319 | 0.685 | 0.311 | 0.567 | 0.676 | 0.828 | 1.59 |
| 29. | 0.433 | 1.75 | 2.12 | 2.17 | 1.31 | 0.619 | 0.359 | 0.262 | 0.631 | 0.308 | 0.537 | 0.586 | 0.760 | 1.30 |
| 30. | 0.367 | 1.52 | 3.14 | | 1.45 | 0.612 | 0.351 | 0.303 | 0.670 | 0.313 | 0.523 | 0.540 | 0.654 | 1.24 |
| 31. | | 1.44 | 2.28 | | 1.33 | | 0.362 | | 0.433 | 0.329 | | 2.87 | | 1.10 |

## Hauptwerte

| | | | | | | | | | | | | | | |
|---|---|---|---|---|---|---|---|---|---|---|---|---|---|---|
| Tag | 21. | 1. | 28. | 4. | 29. | 28. | 11. | 18. | 22. | 15. | 14. | 23. | 11. | 2.+ |
| NQ | 0.246 | 0.384 | 0.524 | 1.07 | 1.31 | 0.550 | 0.337 | 0.156 | 0.292 | 0.249 | 0.434 | 0.392 | 0.616 | 0.588 |
| MQ | 0.407 | 1.82 | 1.20 | 1.86 | 2.17 | 0.838 | 0.417 | 0.267 | 0.451 | 0.389 | 0.782 | 0.633 | 1.07 | 1.25 |
| HQ | 1.99 | 14.0 | 5.11 | 5.55 | 6.97 | 1.44 | 1.22 | 1.53 | 2.38 | 2.25 | 4.26 | 4.82 | 3.56 | 7.73 |
| Tag | 2. | 12. | 30. | 25. | 3. | 4. | 2. | 3. | 10. | 20. | 7. | 31. | 3. | 15. |
| $h_N$ mm | 67 | 143 | 58 | 111 | 82 | 44 | 48 | 34 | 155 | 68 | 128 | 80 | 67 | 70 |
| $h_A$ mm | 15 | 71 | 47 | 68 | 85 | 32 | 16 | 10 | 18 | 15 | 30 | 25 | 40 | 49 |
| | 1970/1999 | | 1971/2000 30 Jahre | | | | | | | | | | | |
| Jahr | 1993 | 1993 | 1977 | 1972 | 1972 | 1991 | 1990 | 1996 | 1976 | 1993 | 1991 | 1993 | 1993 | 1993 |
| NQ | 0.083 | 0.111 | 0.170 | 0.190 | 0.190 | 0.288 | 0.229 | 0.128 | 0.100 | 0.078 | 0.081 | 0.097 | 0.083 | 0.111 |
| MNQ | 0.358 | 0.494 | 0.642 | 0.706 | 0.716 | 0.689 | 0.460 | 0.383 | 0.293 | 0.232 | 0.215 | 0.266 | 0.372 | 0.499 |
| MQ | 0.785 | 1.39 | 1.54 | 1.42 | 1.40 | 1.17 | 0.744 | 0.665 | 0.524 | 0.375 | 0.358 | 0.534 | 0.796 | 1.39 |
| MHQ | 4.56 | 9.60 | 8.37 | 6.07 | 5.24 | 5.14 | 3.19 | 3.54 | 3.11 | 2.62 | 1.96 | 3.12 | 4.48 | 9.54 |
| HQ | 21.4 | 26.8 | 29.2 | 30.4 | 14.6 | 24.4 | 10.7 | 14.1 | 14.0 | 16.4 | 7.73 | 15.5 | 21.4 | 26.8 |
| Jahr | 1998 | 1978 | 1995 | 1984 | 1988 | 1989 | 1984 | 1981 | 1992 | 1981 | 1998 | 1998 | 1998 | 1978 |
| | 1970/1999 | | 1971/2000 30 Jahre | | | | | | | | | | | |
| $Mh_N$ mm | 79 | 99 | 81 | 59 | 69 | 60 | 69 | 81 | 80 | 67 | 64 | 72 | 80 | 98 |
| $Mh_A$ mm | 30 | 54 | 60 | 52 | 55 | 44 | 29 | 25 | 20 | 15 | 13 | 21 | 30 | 54 |

| | Abflussjahr (*) 2000 Jahr | Datum | Winter | Sommer | Kalenderjahr 2000 Jahr | Datum |
|---|---|---|---|---|---|---|
| NQ m³/s | 0.156 | am 18.06.2000 | 0.246 | 0.156 | 0.156 | am 18.06.2000 |
| MQ m³/s | 0.935 | | 1.38 | 0.490 | 0.941 | |
| HQ m³/s | 14.0 | am 12.12.1999 bei W= 210 cm | 14.0 | 4.82 | 7.73 | am 15.12.2000 bei W= 180 cm |
| Nq l/(s km²) | 2.27 | | 3.58 | 2.27 | 2.27 | |
| Mq l/(s km²) | 13.6 | | 20.2 | 7.13 | 13.7 | |
| Hq l/(s km²) | 204 | | 204 | 70.2 | 113 | |
| $h_N$ mm | 1018 | | 505 | 513 | 945 | |
| $h_A$ mm | 429 | | 317 | 113 | 433 | |
| | 1971/2000 (*) 30 Jahre | | | | 1971/2000 | |
| NQ m³/s | 0.078 | am 08.08.1993 | 0.083 | 0.078 | 0.078 | am 08.08.1993 |
| MNQ m³/s | 0.167 | | 0.310 | 0.184 | 0.181 | |
| MQ m³/s | 0.907 | | 1.29 | 0.534 | 0.908 | |
| MHQ m³/s | 16.0 | | 15.4 | 6.06 | 15.6 | |
| HQ m³/s | 30.4 | am 07.02.1984 | 30.4 | 16.4 | 30.4 | am 07.02.1984 |
| $HQ_1$ m³/s | 8.30 | | 7.92 | 3.63 | 8.30 | |
| $HQ_5$ m³/s | 17.6 | | 17.6 | 7.73 | 17.6 | |
| MNq l/(s km²) | 2.43 | | 4.51 | 2.68 | 2.63 | |
| Mq l/(s km²) | 13.2 | | 18.8 | 7.77 | 13.2 | |
| MHq l/(s km²) | 233 | | 224 | 88.2 | 227 | |
| | 1971/2000 (*) 30 Jahre | | | | 1971/2000 | |
| $Mh_N$ mm | 879 | | 446 | 434 | 879 | |
| $Mh_A$ mm | 416 | | 295 | 124 | 418 | |

## Extremwerte

| | Niedrigwasser m³/s | l/(s km²) | Datum | Hochwasser m³/s | l/(s km²) | cm | Datum |
|---|---|---|---|---|---|---|---|
| 1 | 0.078 | 1.14 | 08.08.1993 | 30.4 | 443 | 248 | 07.02.1984 |
| 2 | 0.081 | 1.18 | 04.09.1991 | 29.2 | 425 | 246 | 23.01.1995 |
| 3 | 0.091 | 1.32 | 17.08.1998 | 26.8 | 390 | 242 | 31.12.1978 |
| 4 | 0.100 | 1.46 | 06.07.1976 | 25.8 | 376 | 240 | 17.12.1974 |
| 5 | 0.101 | 1.47 | 27.09.1997 | 25.3 | 368 | 239 | 11.12.1979 |
| 6 | 0.105 | 1.53 | 11.08.1995 | 24.4 | 355 | 237 | 22.04.1989 |
| 7 | 0.118 | 1.72 | 13.09.1988 | 24.3 | 354 | 241 | 21.12.1993 |
| 8 | 0.120 | 1.75 | 16.07.1977 | 23.5 | 342 | 235 | 14.01.1984 |
| 9 | 0.120 | 1.75 | 28.08.1973 | 21.4 | 311 | 233 | 01.11.1998 |
| 10 | 0.128 | 1.86 | 27.06.1996 | 20.6 | 300 | 228 | 12.01.1993 |

## Dauertabelle

| Unterschreitungsdauer in Tagen | Unterschrittene Abflüsse m³/s: Abflussjahr (*) 2000 | Kalenderjahr 2000 | 1971/2000 30 Kalenderjahre: Obere Hüllwerte | Mittlere Werte | Untere Hüllwerte |
|---|---|---|---|---|---|
| (365) | 8.77 | 4.94 | | | |
| 364 | 4.98 | 4.38 | 17.2 | 7.38 | 3.17 |
| 363 | 4.38 | 4.04 | 11.6 | 6.38 | 2.56 |
| 362 | 4.19 | 3.83 | 11.3 | 5.56 | 2.44 |
| 361 | 4.04 | 3.68 | 10.7 | 5.07 | 2.32 |
| 360 | 4.01 | 3.65 | 9.00 | 4.66 | 2.20 |
| 359 | 3.83 | 3.25 | 8.96 | 4.32 | 2.00 |
| 358 | 3.83 | 3.14 | 7.89 | 4.15 | 1.82 |
| 357 | 3.68 | 3.00 | 6.63 | 4.01 | 1.82 |
| 356 | 3.65 | 2.99 | 6.63 | 3.76 | 1.64 |
| 350 | 2.80 | 2.61 | 4.84 | 3.04 | 1.32 |
| 340 | 2.36 | 2.20 | 3.66 | 2.32 | 1.18 |
| 330 | 2.11 | 1.99 | 3.03 | 1.92 | 0.960 |
| 320 | 1.84 | 1.74 | 2.65 | 1.65 | 0.826 |
| 300 | 1.43 | 1.42 | 2.10 | 1.30 | 0.645 |
| 270 | 1.22 | 1.24 | 1.70 | 1.05 | 0.496 |
| 240 | 0.922 | 0.982 | 1.30 | 0.841 | 0.390 |
| 210 | 0.676 | 0.805 | 1.16 | 0.681 | 0.310 |
| 183 | 0.567 | 0.654 | 1.02 | 0.582 | 0.270 |
| 150 | 0.468 | 0.557 | 0.900 | 0.471 | 0.270 |
| 130 | 0.434 | 0.489 | 0.840 | 0.421 | 0.230 |
| 120 | 0.422 | 0.459 | 0.780 | 0.391 | 0.230 |
| 110 | 0.405 | 0.439 | 0.730 | 0.371 | 0.200 |
| 100 | 0.392 | 0.425 | 0.730 | 0.351 | 0.200 |
| 90 | 0.371 | 0.407 | 0.680 | 0.321 | 0.196 |
| 80 | 0.357 | 0.393 | 0.680 | 0.309 | 0.170 |
| 70 | 0.351 | 0.371 | 0.680 | 0.281 | 0.157 |
| 60 | 0.333 | 0.355 | 0.630 | 0.269 | 0.144 |
| 50 | 0.316 | 0.344 | 0.630 | 0.246 | 0.129 |
| 40 | 0.298 | 0.323 | 0.580 | 0.231 | 0.115 |
| 30 | 0.278 | 0.298 | 0.530 | 0.201 | 0.106 |
| 25 | 0.273 | 0.292 | 0.530 | 0.200 | 0.101 |
| 20 | 0.262 | 0.273 | 0.480 | 0.191 | 0.098 |
| 15 | 0.250 | 0.256 | 0.480 | 0.171 | 0.097 |
| 10 | 0.237 | 0.237 | 0.480 | 0.154 | 0.088 |
| 9 | 0.225 | 0.225 | 0.480 | 0.148 | 0.088 |
| 8 | 0.224 | 0.224 | 0.480 | 0.141 | 0.088 |
| 7 | 0.206 | 0.206 | 0.480 | 0.141 | 0.087 |
| 6 | 0.200 | 0.200 | 0.480 | 0.138 | 0.087 |
| 5 | 0.198 | 0.198 | 0.450 | 0.123 | 0.087 |
| 4 | 0.197 | 0.197 | 0.450 | 0.121 | 0.084 |
| 3 | 0.194 | 0.194 | 0.450 | 0.121 | 0.083 |
| 2 | 0.193 | 0.193 | 0.450 | 0.106 | 0.081 |
| 1 | 0.190 | 0.190 | 0.450 | 0.098 | 0.079 |
| 0 | 0.156 | 0.156 | 0.430 | 0.078 | 0.078 |

(*) Abflussjahr: 1.11. des Vorjahres bis 31.10.

2000 kein Eis

HQ1 und HQ5 aus Jahresreihe 1988 / 2000 ermittelt

$A_{Eo}$ : 182 km²
PNP : NN + 231.83 m
Lage: 3.0 km oberhalb der Mündung, rechts

Q
m³/s

Pegel : Lütterz Nr. 42360550
Gewässer : Lüder
Gebiet : Fulda

## Tageswerte

| Tag | 1999 Nov | 1999 Dez | 2000 Jan | Feb | Mrz | Apr | Mai | Jun | Jul | Aug | Sep | Okt | Nov | Dez |
|---|---|---|---|---|---|---|---|---|---|---|---|---|---|---|
| 1. | 0.661 | 1.45 | 3.83 | 7.66 | 7.94 | 2.01 | 1.36 | 0.682 | 0.596 | 1.15 | 0.480 | 1.05 | 3.21 | 2.40 |
| 2. | 1.01 | 2.05 | 3.54 | 5.54 | 6.32 | 1.91 | 1.38 | 0.643 | 0.766 | 1.32 | 0.752 | 1.10 | 4.49 | 2.29 |
| 3. | 1.64 | 1.80 | 3.37 | 4.58 | 7.96 | 1.81 | 1.32 | 0.605 | 1.13 | 2.91 | 1.31 | 1.01 | 5.26 | 2.20 |
| 4. | 1.00 | 2.33 | 4.26 | 3.94 | 10.3 | 1.75 | 1.31 | 0.683 | 0.636 | 2.00 | 1.03 | 0.917 | 4.99 | 2.07 |
| 5. | 0.778 | 2.09 | 8.27 | 3.78 | 6.54 | 1.69 | 1.39 | 1.10 | 0.734 | 1.40 | 0.691 | 0.812 | 3.49 | 2.09 |
| 6. | 0.977 | 1.87 | 5.19 | 3.39 | 5.50 | 1.54 | 1.14 | 1.01 | 0.818 | 1.01 | 0.634 | 0.961 | 2.93 | 2.02 |
| 7. | 1.35 | 3.14 | 4.50 | 3.75 | 5.04 | 1.42 | 1.01 | 0.828 | 0.676 | 0.845 | 1.69 | 0.924 | 2.65 | 1.95 |
| 8. | 1.02 | 7.48 | 4.01 | 5.66 | 5.08 | 1.38 | 1.31 | 0.705 | 1.29 | 0.837 | 1.90 | 0.881 | 2.37 | 1.96 |
| 9. | 0.922 | 4.92 | 3.95 | 9.08 | 9.44 | 1.35 | 1.40 | 0.659 | 1.01 | 0.998 | 1.23 | 1.24 | 2.18 | 2.00 |
| 10. | 0.962 | 5.53 | 3.87 | 5.56 | 7.41 | 1.32 | 1.26 | 0.594 | 2.13 | 0.732 | 0.915 | 2.00 | 2.01 | 2.70 |
| 11. | 1.33 | 4.42 | 3.21 | 6.83 | 5.97 | 1.29 | 1.04 | 0.559 | 1.54 | 0.791 | 0.829 | 4.36 | 1.79 | 5.44 |
| 12. | 1.31 | 27.0 | 2.85 | 4.86 | 5.22 | 1.40 | 0.974 | 0.555 | 1.10 | 0.633 | 0.696 | 5.13 | 1.67 | 5.56 |
| 13. | 1.13 | 16.5 | 2.53 | 5.54 | 4.36 | 1.83 | 0.932 | 0.567 | 0.836 | 0.568 | 1.53 | 3.18 | 2.92 | 6.03 |
| 14. | 1.04 | 16.0 | 2.27 | 5.29 | 4.79 | 1.73 | 0.847 | 0.562 | 1.29 | 0.539 | 1.36 | 2.44 | 6.72 | 8.68 |
| 15. | 0.934 | 8.75 | 2.09 | 6.16 | 7.44 | 1.64 | 0.827 | 0.545 | 1.79 | 0.522 | 0.928 | 2.12 | 4.62 | 14.3 |
| 16. | 0.803 | 5.77 | 1.92 | 10.7 | 5.24 | 1.60 | 0.771 | 0.519 | 0.843 | 0.514 | 1.36 | 1.80 | 3.76 | 7.65 |
| 17. | 0.800 | 4.45 | 1.82 | 7.33 | 4.50 | 1.45 | 0.734 | 0.460 | 0.518 | 0.540 | 3.62 | 1.54 | 3.23 | 5.34 |
| 18. | 0.802 | 4.11 | 1.86 | 5.68 | 4.26 | 1.39 | 0.782 | 0.484 | 0.499 | 0.482 | 2.06 | 1.36 | 2.92 | 4.26 |
| 19. | 0.763 | 3.79 | 1.90 | 8.45 | 3.98 | 2.11 | 0.790 | 0.492 | 0.530 | 0.374 | 1.64 | 1.29 | 2.50 | 3.93 |
| 20. | 0.731 | 3.07 | 1.72 | 8.38 | 3.43 | 1.83 | 0.934 | 0.444 | 0.532 | 0.590 | 1.35 | 1.36 | 2.57 | 3.56 |
| 21. | 0.698 | 2.61 | 1.69 | 5.96 | 3.09 | 1.57 | 1.01 | 0.428 | 0.592 | 0.634 | 1.74 | 1.20 | 2.31 | 3.10 |
| 22. | 0.671 | 2.30 | 1.99 | 5.11 | 2.77 | 1.43 | 0.973 | 0.408 | 0.553 | 0.567 | 1.93 | 1.10 | 2.34 | 2.64 |
| 23. | 0.705 | 2.02 | 1.83 | 4.45 | 2.54 | 1.34 | 0.942 | 0.446 | 0.531 | 0.552 | 1.54 | 1.00 | 3.02 | 2.38 |
| 24. | 0.935 | 1.95 | 1.38 | 4.50 | 2.35 | 1.49 | 0.787 | 0.598 | 0.645 | 0.489 | 1.25 | 1.04 | 2.63 | 2.25 |
| 25. | 1.53 | 7.61 | 1.26 | 8.83 | 2.37 | 1.45 | 0.817 | 0.581 | 1.53 | 0.499 | 1.19 | 1.06 | 2.37 | 2.29 |
| 26. | 2.68 | 12.7 | 1.21 | 7.18 | 2.28 | 1.40 | 0.940 | 0.558 | 1.54 | 0.547 | 1.14 | 1.06 | 2.66 | 2.25 |
| 27. | 2.26 | 17.9 | 1.34 | 5.06 | 2.22 | 1.35 | 0.834 | 0.491 | 1.47 | 0.509 | 1.08 | 1.03 | 3.29 | 3.20 |
| 28. | 1.94 | 9.48 | 1.21 | 4.44 | 2.07 | 1.30 | 0.732 | 0.460 | 2.10 | 0.495 | 1.17 | 1.33 | 3.07 | 4.44 |
| 29. | 1.74 | 6.10 | 4.96 | 4.43 | 1.95 | 1.37 | 0.708 | 0.454 | 1.36 | 0.497 | 1.44 | 1.44 | 3.12 | 3.48 |
| 30. | 1.48 | 4.82 | 14.9 | | 2.06 | 1.39 | 0.697 | 0.440 | 1.43 | 0.489 | 1.04 | 1.28 | 2.70 | 2.95 |
| 31. | | 4.15 | 9.34 | | 2.13 | | 0.696 | | 1.60 | 0.470 | | 2.73 | | 2.70 |

## Hauptwerte

| | 1999 Nov | 1999 Dez | 2000 Jan | Feb | Mrz | Apr | Mai | Jun | Jul | Aug | Sep | Okt | Nov | Dez |
|---|---|---|---|---|---|---|---|---|---|---|---|---|---|---|
| Tag | 1. | 1. | 28. | 6. | 29. | 11. | 31. | 22. | 18. | 19. | 1. | 5. | 12. | 7. |
| NQ | 0.661 | 1.45 | 1.21 | 3.39 | 1.95 | 1.29 | 0.696 | 0.408 | 0.499 | 0.374 | 0.480 | 0.812 | 1.67 | 1.95 |
| MQ | 1.15 | 6.39 | 3.48 | 5.93 | 4.73 | 1.55 | 0.988 | 0.585 | 1.05 | 0.790 | 1.32 | 1.60 | 3.13 | 3.81 |
| HQ | 2.82 | 31.9 | 23.5 | 14.4 | 15.1 | 2.67 | 1.81 | 1.38 | 3.07 | 4.25 | 4.47 | 6.71 | 8.18 | 17.9 |
| Tag | 26. | 12. | 30. | 16. | 3. | 19. | 8. | 5. | 10. | 2. | 17. | 11. | 3. | 15. |
| $h_N$ mm | 61 | 157 | 58 | 108 | 73 | 45 | 60 | 33 | 165 | 74 | 114 | 81 | 81 | 84 |
| $h_A$ mm | 16 | 94 | 51 | 82 | 70 | 22 | 15 | 8 | 15 | 12 | 19 | 24 | 45 | 56 |
| | 1959/1999 | | 1960/2000 41 Jahre | | | | | | | | | | | |
| Jahr | 1964 | 1959 | 1963 | 1963 | 1963 | 1960 | 1976 | 1960 | 1960 | 1976 | 1964 | 1964 | 1964 | 1962 |
| NQ | 0.240 | 0.140 | 0.380 | 0.260 | 0.260 | 0.500 | 0.300 | 0.140 | 0.140 | 0.160 | 0.180 | 0.160 | 0.240 | 0.320 |
| MNQ | 0.875 | 1.25 | 1.31 | 1.41 | 1.36 | 1.25 | 0.787 | 0.645 | 0.528 | 0.433 | 0.433 | 0.586 | 0.909 | 1.30 |
| MQ | 2.45 | 4.37 | 4.08 | 3.63 | 3.74 | 2.54 | 1.38 | 1.16 | 0.917 | 0.715 | 0.811 | 1.56 | 2.51 | 4.43 |
| MHQ | 17.5 | 34.0 | 28.8 | 21.6 | 22.0 | 11.3 | 4.71 | 6.20 | 3.89 | 3.05 | 3.85 | 8.28 | 17.7 | 34.3 |
| HQ | 96.5 | 116 | 125 | 123 | 99.0 | 70.6 | 22.1 | 54.5 | 32.0 | 27.4 | 51.6 | 71.8 | 96.5 | 116 |
| Jahr | 1998 | 1967 | 1995 | 1984 | 1986 | 1986 | 1984 | 1975 | 1966 | 1981 | 1998 | 1998 | 1998 | 1967 |
| | 1959/1999 | | 1960/2000 41 Jahre | | | | | | | | | | | |
| $Mh_N$ mm | 85 | 101 | 81 | 60 | 70 | 62 | 64 | 74 | 71 | 70 | 66 | 81 | 86 | 101 |
| $Mh_A$ mm | 35 | 65 | 60 | 50 | 55 | 36 | 20 | 17 | 14 | 11 | 12 | 23 | 36 | 65 |

| | Abflussjahr (*) 2000 Jahr | Datum | Winter | Sommer | Kalenderjahr 2000 Jahr | Datum |
|---|---|---|---|---|---|---|
| NQ m³/s | 0.374 | am 19.08.2000 | 0.661 | 0.374 | 0.374 | am 19.08.2000 |
| MQ m³/s | 2.46 | | 3.88 | 1.06 | 2.40 | |
| HQ m³/s | 31.9 | am 12.12.1999 bei W= 317 cm | 31.9 | 6.71 | 23.5 | am 30.01.2000 bei W= 273 cm |
| Nq l/(s km²) | 2.06 | | 3.64 | 2.06 | 2.06 | |
| Mq l/(s km²) | 13.6 | | 21.4 | 5.82 | 13.2 | |
| Hq l/(s km²) | 176 | | 176 | 37.0 | 129 | |
| $h_N$ mm | 1029 | | 502 | 527 | 976 | |
| $h_A$ mm | 427 | | 336 | 93 | 419 | |
| | 1960/2000 (*) 41 Jahre | | | | 1960/2000 | |
| NQ m³/s | 0.140 | am 10.12.1959 | 0.140 | 0.140 | 0.140 | am 29.06.1960 |
| MNQ m³/s | 0.361 | | 0.676 | 0.371 | 0.371 | |
| MQ m³/s | 2.28 | | 3.48 | 1.09 | 2.29 | |
| MHQ m³/s | 59.6 | | 57.6 | 13.8 | 59.7 | |
| HQ m³/s | 125 | am 23.01.1995 bei W= 475 cm | 125 | 71.8 | 125 | am 23.01.1995 bei W= 475 cm |
| $HQ_1$ m³/s | 20.2 | | 18.9 | 2.48 | 20.2 | |
| $HQ_5$ m³/s | 71.8 | | 66.9 | 9.44 | 71.8 | |
| MNq l/(s km²) | 1.99 | | 3.72 | 2.04 | 2.04 | |
| Mq l/(s km²) | 12.6 | | 19.2 | 6.01 | 12.6 | |
| MHq l/(s km²) | 328 | | 317 | 76.0 | 329 | |
| | 1960/2000 (*) 41 Jahre | | | | 1960/2000 | |
| $Mh_N$ mm | 884 | | 460 | 425 | 885 | |
| $Mh_A$ mm | 396 | | 302 | 95 | 399 | |

## Extremwerte

| | Niedrigwasser m³/s | l/(s km²) | Datum | Hochwasser m³/s | l/(s km²) | cm | Datum |
|---|---|---|---|---|---|---|---|
| 1 | 0.140 | 0.771 | 29.06.1960 | 125 | 689 | 475 | 23.01.1995 |
| 2 | 0.140 | 0.771 | 10.12.1959 | 123 | 678 | 473 | 07.02.1984 |
| 3 | 0.160 | 0.882 | 08.08.1976 | 116 | 639 | 466 | 24.12.1967 |
| 4 | 0.160 | 0.882 | 04.10.1964 | 107 | 590 | 457 | 06.12.1965 |
| 5 | 0.220 | 1.21 | 09.09.1973 | 99.0 | 545 | 447 | 31.03.1986 |
| 6 | 0.240 | 1.32 | 12.10.1962 | 97.4 | 537 | 445 | 14.01.1984 |
| 7 | 0.260 | 1.43 | 24.07.1963 | 96.5 | 532 | 450 | 01.11.1998 |
| 8 | 0.277 | 1.53 | 22.08.1993 | 89.5 | 493 | 435 | 17.12.1974 |
| 9 | 0.280 | 1.54 | 22.09.1974 | 87.4 | 482 | 432 | 23.02.1970 |
| 10 | 0.280 | 1.54 | 24.09.1971 | 83.8 | 462 | 427 | 05.12.1960 |

## Dauertabelle

| Unterschreitungsdauer in Tagen | Unterschrittene Abflüsse m³/s: Abflussjahr (*) 2000 | Kalenderjahr 2000 | 1960/2000 41 Kalenderjahre: Obere Hüllwerte | Mittlere Werte | Untere Hüllwerte |
|---|---|---|---|---|---|
| (365) | 27.0 | 14.9 | | | |
| 364 | 17.9 | 14.3 | 81.6 | 26.3 | 9.71 |
| 363 | 16.5 | 10.7 | 53.7 | 21.5 | 7.02 |
| 362 | 16.0 | 10.3 | 51.8 | 18.1 | 5.81 |
| 361 | 14.9 | 9.44 | 36.3 | 16.6 | 5.44 |
| 360 | 12.7 | 9.34 | 26.8 | 15.1 | 4.33 |
| 359 | 10.7 | 9.08 | 25.4 | 13.9 | 3.99 |
| 358 | 10.3 | 8.83 | 22.6 | 12.7 | 3.82 |
| 357 | 9.48 | 8.68 | 20.3 | 11.9 | 3.66 |
| 356 | 9.44 | 8.45 | 18.3 | 11.3 | 3.58 |
| 350 | 8.38 | 7.65 | 16.1 | 8.68 | 2.70 |
| 340 | 7.18 | 6.03 | 10.5 | 6.33 | 2.18 |
| 330 | 5.66 | 5.44 | 8.53 | 5.24 | 1.74 |
| 320 | 5.13 | 5.06 | 7.22 | 4.41 | 1.52 |
| 300 | 4.36 | 4.26 | 5.62 | 3.28 | 1.25 |
| 270 | 2.54 | 2.95 | 3.92 | 2.32 | 0.950 |
| 240 | 1.93 | 2.28 | 2.86 | 1.76 | 0.640 |
| 210 | 1.54 | 1.91 | 2.28 | 1.41 | 0.540 |
| 183 | 1.38 | 1.54 | 1.97 | 1.15 | 0.480 |
| 150 | 1.23 | 1.35 | 1.76 | 0.911 | 0.420 |
| 130 | 1.04 | 1.23 | 1.55 | 0.800 | 0.390 |
| 120 | 1.01 | 1.10 | 1.55 | 0.741 | 0.380 |
| 110 | 0.961 | 1.04 | 1.41 | 0.700 | 0.360 |
| 100 | 0.917 | 0.998 | 1.39 | 0.655 | 0.340 |
| 90 | 0.828 | 0.917 | 1.32 | 0.620 | 0.330 |
| 80 | 0.787 | 0.828 | 1.27 | 0.588 | 0.300 |
| 70 | 0.732 | 0.766 | 1.22 | 0.560 | 0.280 |
| 60 | 0.683 | 0.696 | 1.20 | 0.521 | 0.260 |
| 50 | 0.634 | 0.634 | 1.10 | 0.490 | 0.260 |
| 40 | 0.568 | 0.568 | 1.06 | 0.452 | 0.240 |
| 30 | 0.540 | 0.540 | 1.05 | 0.421 | 0.220 |
| 25 | 0.522 | 0.522 | 0.970 | 0.396 | 0.220 |
| 20 | 0.509 | 0.509 | 0.970 | 0.362 | 0.220 |
| 15 | 0.491 | 0.491 | 0.940 | 0.351 | 0.200 |
| 10 | 0.480 | 0.480 | 0.910 | 0.323 | 0.200 |
| 9 | 0.470 | 0.470 | 0.910 | 0.321 | 0.200 |
| 8 | 0.470 | 0.470 | 0.870 | 0.301 | 0.200 |
| 7 | 0.460 | 0.460 | 0.870 | 0.301 | 0.200 |
| 6 | 0.454 | 0.454 | 0.870 | 0.296 | 0.180 |
| 5 | 0.446 | 0.446 | 0.840 | 0.283 | 0.180 |
| 4 | 0.444 | 0.444 | 0.800 | 0.270 | 0.180 |
| 3 | 0.440 | 0.440 | 0.770 | 0.270 | 0.160 |
| 2 | 0.428 | 0.428 | 0.770 | 0.260 | 0.160 |
| 1 | 0.408 | 0.408 | 0.740 | 0.220 | 0.160 |
| 0 | 0.374 | 0.374 | 0.710 | 0.140 | 0.140 |

(*) Abflussjahr: 1.11. des Vorjahres bis 31.10.

2000 kein Eis

HQ1 und HQ5 aus Jahresreihe 1988 / 2000

Verkrautung vom 23.04. / 28.11.

HLUG Wiesbaden

$A_{Eo}$ : 29.1 km²
PNP : NN + 364.71 m
Lage: 16.0 km oberhalb der Mündung, rechts

# Q
m³/s

Pegel : Schlechtenwegen Nr. 42410104
Gewässer : Altefeld
Gebiet : Fulda

## Tageswerte

| Tag | 1999 Nov | 1999 Dez | 2000 Jan | Feb | Mrz | Apr | Mai | Jun | Jul | Aug | Sep | Okt | Nov | Dez |
|---|---|---|---|---|---|---|---|---|---|---|---|---|---|---|
| 1. | 0.145 | 0.344 | 0.541 | 2.20 | 2.30 | 0.418 | 0.250 | 0.120 | 0.099 | 0.423 | 0.120 | 0.307 | 0.819 | 0.428 |
| 2. | 0.596 | 0.460 | 0.577 | 1.47 | 1.43 | 0.363 | 0.250 | 0.120 | 0.086 | 0.418 | 0.155 | 0.316 | 1.25 | 0.419 |
| 3. | 0.417 | 0.330 | 0.493 | 1.13 | 2.89 | 0.316 | 0.250 | 0.110 | 0.239 | 0.439 | 0.324 | 0.280 | 1.38 | 0.375 |
| 4. | 0.192 | 0.668 | 1.23 | 0.907 | 2.70 | 0.280 | 0.351 | 0.100 | 0.297 | 0.517 | 0.283 | 0.280 | 1.12 | 0.323 |
| 5. | 0.141 | 0.470 | 2.54 | 1.00 | 1.67 | 0.275 | 0.252 | 0.112 | 0.430 | 0.343 | 0.280 | 0.280 | 0.730 | 0.307 |
| 6. | 0.159 | 0.374 | 1.19 | 0.775 | 1.30 | 0.250 | 0.250 | 0.100 | 0.320 | 0.259 | 0.283 | 0.467 | 0.598 | 0.280 |
| 7. | 0.159 | 1.52 | 1.02 | 1.20 | 1.12 | 0.220 | 0.250 | 0.109 | 0.199 | 0.220 | 1.06 | 0.409 | 0.558 | 0.280 |
| 8. | 0.140 | 2.70 | 0.869 | 2.21 | 1.42 | 0.220 | 0.259 | 0.120 | 0.622 | 0.258 | 0.669 | 0.404 | 0.542 | 0.280 |
| 9. | 0.140 | 1.72 | 0.942 | 2.66 | 3.05 | 0.220 | 0.235 | 0.120 | 0.273 | 0.226 | 0.381 | 0.539 | 0.586 | 0.280 |
| 10. | 0.140 | 1.74 | 0.812 | 1.55 | 1.91 | 0.220 | 0.220 | 0.120 | 1.05 | 0.249 | 0.279 | 0.807 | 0.537 | 0.950 |
| 11. | 0.232 | 2.03 | 0.594 | 2.24 | 1.68 | 0.220 | 0.220 | 0.120 | 0.360 | 0.276 | 0.250 | 1.87 | 0.429 | 1.57 |
| 12. | 0.168 | 8.69 | 0.501 | 1.25 | 1.41 | 0.271 | 0.214 | 0.120 | 0.250 | 0.219 | 0.250 | 1.80 | 0.391 | 1.73 |
| 13. | 0.142 | 4.30 | 0.414 | 1.76 | 1.10 | 0.375 | 0.169 | 0.120 | 0.250 | 0.171 | 0.838 | 1.02 | 1.06 | 1.75 |
| 14. | 0.140 | 4.03 | 0.333 | 1.47 | 1.58 | 0.328 | 0.130 | 0.120 | 0.865 | 0.140 | 0.470 | 0.758 | 2.21 | 3.10 |
| 15. | 0.140 | 2.03 | 0.285 | 2.14 | 1.99 | 0.291 | 0.101 | 0.120 | 0.682 | 0.140 | 0.308 | 0.646 | 1.46 | 4.08 |
| 16. | 0.127 | 1.25 | 0.232 | 3.33 | 1.35 | 0.272 | 0.100 | 0.111 | 0.405 | 0.122 | 1.01 | 0.543 | 1.21 | 2.01 |
| 17. | 0.120 | 0.883 | 0.223 | 1.89 | 1.12 | 0.250 | 0.100 | 0.093 | 0.249 | 0.120 | 2.23 | 0.388 | 0.900 | 1.25 |
| 18. | 0.107 | 0.843 | 0.326 | 1.36 | 1.12 | 0.236 | 0.100 | 0.076 | 0.250 | 0.101 | 0.935 | 0.336 | 0.755 | 0.890 |
| 19. | 0.100 | 0.695 | 0.287 | 2.32 | 1.01 | 0.528 | 0.100 | 0.065 | 0.250 | 0.100 | 0.683 | 0.325 | 0.623 | 0.733 |
| 20. | 0.100 | 0.509 | 0.220 | 1.91 | 0.793 | 0.340 | 0.104 | 0.065 | 0.250 | 0.137 | 0.518 | 0.343 | 0.742 | 0.579 |
| 21. | 0.100 | 0.400 | 0.256 | 1.18 | 0.663 | 0.269 | 0.110 | 0.065 | 0.250 | 0.370 | 0.744 | 0.307 | 0.567 | 0.454 |
| 22. | 0.100 | 0.328 | 0.254 | 0.955 | 0.579 | 0.240 | 0.100 | 0.065 | 0.243 | 0.338 | 0.712 | 0.273 | 0.571 | 0.473 |
| 23. | 0.100 | 0.341 | 0.250 | 0.792 | 0.507 | 0.220 | 0.100 | 0.065 | 0.220 | 0.243 | 0.501 | 0.250 | 0.703 | 0.462 |
| 24. | 0.101 | 0.264 | 0.250 | 0.970 | 0.471 | 0.243 | 0.100 | 0.076 | 0.224 | 0.202 | 0.395 | 0.251 | 0.549 | 0.344 |
| 25. | 0.247 | 2.31 | 0.250 | 3.17 | 0.545 | 0.233 | 0.120 | 0.065 | 0.382 | 0.160 | 0.369 | 0.250 | 0.455 | 0.366 |
| 26. | 0.602 | 2.97 | 0.260 | 1.86 | 0.511 | 0.220 | 0.120 | 0.065 | 0.356 | 0.140 | 0.343 | 0.250 | 0.618 | 0.320 |
| 27. | 0.478 | 3.70 | 0.280 | 1.22 | 0.470 | 0.220 | 0.120 | 0.075 | 0.406 | 0.131 | 0.354 | 0.250 | 0.714 | 0.791 |
| 28. | 0.400 | 1.82 | 0.280 | 1.09 | 0.420 | 0.220 | 0.120 | 0.080 | 0.948 | 0.120 | 0.391 | 0.361 | 0.653 | 1.01 |
| 29. | 0.347 | 1.09 | 1.87 | 1.25 | 0.373 | 0.224 | 0.120 | 0.090 | 0.499 | 0.120 | 0.350 | 0.301 | 0.616 | 0.658 |
| 30. | 0.280 | 0.820 | 3.60 | | 0.488 | 0.250 | 0.120 | 0.100 | 0.589 | 0.120 | 0.281 | 0.291 | 0.503 | 0.511 |
| 31. | | 0.624 | 2.98 | | 0.451 | | 0.120 | | 0.788 | 0.120 | | 0.907 | | 0.423 |
| Tag | 19.+ | 24. | 20. | 6. | 29. | 7.+ | 16.+ | 19.+ | 2. | 19. | 1. | 23.+ | 12. | 6.+ |
| NQ | 0.100 | 0.264 | 0.220 | 0.775 | 0.373 | 0.220 | 0.100 | 0.065 | 0.086 | 0.100 | 0.120 | 0.250 | 0.391 | 0.280 |
| MQ | 0.212 | 1.62 | 0.780 | 1.63 | 1.24 | 0.274 | 0.166 | 0.096 | 0.398 | 0.224 | 0.526 | 0.510 | 0.795 | 0.884 |
| HQ | 1.06 | 10.3 | 6.00 | 6.33 | 6.00 | 0.850 | 0.750 | 0.160 | 1.72 | 0.650 | 3.60 | 2.77 | 2.56 | 7.43 |
| Tag | 2. | 12. | 30. | 25. | 3. | 19. | 8. | 5. | 10. | 4. | 17. | 11. | 14. | 14. |
| $h_N$ mm / $h_A$ mm | 19 | 149 | 72 | 140 | 114 | 24 | 15 | 9 | 37 | 21 | 47 | 47 | 71 | 81 |

## Hauptwerte

| | 1971/1999 | | 1972/2000 | | | | | | | | | | | |
|---|---|---|---|---|---|---|---|---|---|---|---|---|---|---|
| Jahr | 1971 | 1990 | 1972 | 1972 | 1972 | 1997 | 1997 | 1997 | 1976 | 1973 + | 1973 | 1973 | 1975 + | 1990 |
| NQ | 0.020 | 0.040 | 0.040 | 0.040 | 0.050 | 0.045 | 0.030 | 0.018 | 0.010 | 0.010 | 0.010 | 0.010 | 0.040 | 0.040 |
| MNQ | 0.143 | 0.215 | 0.222 | 0.247 | 0.259 | 0.244 | 0.131 | 0.096 | 0.073 | 0.053 | 0.061 | 0.098 | 0.156 | 0.220 |
| MQ | 0.611 | 1.03 | 0.986 | 0.804 | 0.952 | 0.598 | 0.296 | 0.228 | 0.191 | 0.124 | 0.209 | 0.412 | 0.632 | 1.05 |
| MHQ | 5.85 | 10.3 | 8.89 | 6.73 | 7.28 | 3.69 | 1.63 | 1.77 | 1.09 | 0.888 | 1.90 | 3.35 | 5.78 | 10.5 |
| HQ | 30.0 | 26.3 | 26.6 | 49.0 | 26.3 | 14.8 | 7.12 | 16.9 | 7.24 | 6.00 | 23.5 | 17.5 | 30.0 | 26.3 |
| Jahr | 1977 | 1974 | 1995 | 1984 | 1986 | 1983 | 1984 | 1981 | 1980 | 1981 | 1998 | 1998 | 1977 | 1974 |
| | 1971/1999 | | 1972/2000 | | | | | | | | | | | |
| $Mh_N$ mm / $Mh_A$ mm | 54 | 95 | 91 | 69 | 88 | 53 | 27 | 20 | 18 | 11 | 19 | 38 | 56 | 97 |

| | Abflussjahr (*) 2000 Jahr | Datum | Winter | Sommer | Kalenderjahr 2000 Jahr | Datum |
|---|---|---|---|---|---|---|
| NQ m³/s | 0.065 | am 19.06.2000 | 0.100 | 0.065 | 0.065 | am 19.06.2000 |
| MQ m³/s | 0.638 | | 0.960 | 0.320 | 0.624 | |
| HQ m³/s | 10.3 | am 12.12.1999 bei W= 131 cm | 10.3 | 3.60 | 7.43 | am 14.12.2000 bei W= 49 cm |
| Nq l/(s km²) | 2.23 | | 3.44 | 2.23 | 2.23 | |
| Mq l/(s km²) | 21.9 | | 33.0 | 11.0 | 21.4 | |
| Hq l/(s km²) | 355 | | 355 | 124 | 255 | |
| $h_N$ mm / $h_A$ mm | 691 | | 519 | 175 | 678 | |
| | 1972/2000 (*) 29 Jahre | | | | 1972/2000 | |
| NQ m³/s | 0.010 | am 24.08.1973 | 0.020 | 0.010 | 0.010 | am 24.08.1973 |
| MNQ m³/s | 0.040 | | 0.097 | 0.044 | 0.042 | |
| MQ m³/s | 0.536 | | 0.834 | 0.244 | 0.540 | |
| MHQ m³/s | 18.2 | | 17.6 | 5.12 | 17.3 | |
| HQ m³/s | 49.0 | am 07.02.1984 | 49.0 | 23.5 | 49.0 | am 07.02.1984 |
| $HQ_1$ m³/s | 10.8 | | 8.40 | 1.36 | 10.8 | |
| $HQ_5$ m³/s | 20.7 | | 20.4 | 5.80 | 20.7 | |
| MNq l/(s km²) | 1.37 | | 3.33 | 1.51 | 1.44 | |
| Mq l/(s km²) | 18.4 | | 28.7 | 8.38 | 18.6 | |
| MHq l/(s km²) | 625 | | 605 | 176 | 595 | |
| | 1972/2000 (*) 29 Jahre | | | | 1972/2000 | |
| $Mh_N$ mm / $Mh_A$ mm | 581 | | 451 | 133 | 587 | |

## Dauertabelle

| Unterschreitungsdauer in Tagen | Unterschrittene Abflüsse m³/s: Abflussjahr (*) 2000 | Kalenderjahr 2000 | 1972/2000 29 Kalenderjahre: Obere Hüllwerte | Mittlere Werte | Untere Hüllwerte |
|---|---|---|---|---|---|
| (365) | 8.69 | 4.08 | | | |
| 364 | 4.30 | 3.60 | 15.8 | 7.30 | 2.12 |
| 363 | 4.03 | 3.33 | 12.3 | 5.91 | 2.06 |
| 362 | 3.70 | 3.17 | 11.5 | 4.95 | 1.75 |
| 361 | 3.60 | 3.10 | 10.1 | 4.32 | 1.75 |
| 360 | 3.33 | 3.05 | 8.29 | 3.94 | 1.53 |
| 359 | 3.17 | 2.98 | 6.56 | 3.65 | 1.49 |
| 358 | 3.05 | 2.89 | 6.27 | 3.43 | 1.36 |
| 357 | 2.98 | 2.70 | 5.10 | 3.24 | 1.35 |
| 356 | 2.97 | 2.66 | 4.95 | 3.06 | 1.35 |
| 350 | 2.32 | 2.21 | 3.74 | 2.26 | 0.900 |
| 340 | 1.99 | 1.87 | 2.90 | 1.65 | 0.600 |
| 330 | 1.74 | 1.55 | 2.34 | 1.30 | 0.550 |
| 320 | 1.42 | 1.30 | 2.02 | 1.09 | 0.380 |
| 300 | 1.06 | 1.05 | 1.44 | 0.781 | 0.260 |
| 270 | 0.683 | 0.744 | 1.03 | 0.541 | 0.220 |
| 240 | 0.471 | 0.543 | 0.687 | 0.395 | 0.150 |
| 210 | 0.369 | 0.428 | 0.505 | 0.301 | 0.119 |
| 183 | 0.308 | 0.354 | 0.390 | 0.226 | 0.100 |
| 150 | 0.256 | 0.281 | 0.340 | 0.161 | 0.095 |
| 130 | 0.251 | 0.260 | 0.300 | 0.136 | 0.066 |
| 120 | 0.247 | 0.251 | 0.300 | 0.123 | 0.058 |
| 110 | 0.226 | 0.251 | 0.260 | 0.111 | 0.051 |
| 100 | 0.223 | 0.250 | 0.260 | 0.101 | 0.051 |
| 90 | 0.202 | 0.232 | 0.260 | 0.101 | 0.048 |
| 80 | 0.145 | 0.223 | 0.223 | 0.086 | 0.037 |
| 70 | 0.140 | 0.214 | 0.220 | 0.081 | 0.037 |
| 60 | 0.122 | 0.137 | 0.190 | 0.081 | 0.035 |
| 50 | 0.122 | 0.122 | 0.165 | 0.071 | 0.033 |
| 40 | 0.112 | 0.122 | 0.160 | 0.061 | 0.030 |
| 30 | 0.101 | 0.110 | 0.150 | 0.061 | 0.030 |
| 25 | 0.101 | 0.101 | 0.140 | 0.051 | 0.030 |
| 20 | 0.101 | 0.101 | 0.130 | 0.046 | 0.027 |
| 15 | 0.100 | 0.100 | 0.110 | 0.041 | 0.020 |
| 10 | 0.080 | 0.080 | 0.100 | 0.037 | 0.020 |
| 9 | 0.080 | 0.080 | 0.100 | 0.037 | 0.020 |
| 8 | 0.076 | 0.076 | 0.100 | 0.033 | 0.020 |
| 7 | 0.075 | 0.075 | 0.100 | 0.031 | 0.020 |
| 6 | 0.075 | 0.075 | 0.100 | 0.031 | 0.020 |
| 5 | 0.075 | 0.075 | 0.100 | 0.031 | 0.020 |
| 4 | 0.075 | 0.075 | 0.100 | 0.024 | 0.020 |
| 3 | 0.075 | 0.075 | 0.100 | 0.022 | 0.020 |
| 2 | 0.075 | 0.075 | 0.100 | 0.022 | 0.019 |
| 1 | 0.075 | 0.075 | 0.080 | 0.019 | 0.018 |
| 0 | 0.065 | 0.065 | 0.070 | 0.010 | 0.010 |

## Extremwerte

| | Niedrigwasser m³/s | l/(s km²) | Datum | Hochwasser m³/s | l/(s km²) | cm | Datum |
|---|---|---|---|---|---|---|---|
| 1 | 0.010 | 0.344 | 04.07.1976 | 49.0 | 1680 | 219 | 07.02.1984 |
| 2 | 0.010 | 0.344 | 24.08.1973 | 30.0 | 1030 | 194 | 03.11.1977 |
| 3 | 0.014 | 0.481 | 20.09.1996 | 28.4 | 976 | 192 | 01.11.1998 |
| 4 | 0.018 | 0.619 | 13.06.1997 | 26.6 | 914 | 189 | 23.01.1995 |
| 5 | 0.020 | 0.687 | 02.11.1971 | 26.3 | 904 | 188 | 31.03.1986 |
| 6 | 0.022 | 0.756 | 01.08.1999 | 26.3 | 904 | 188 | 17.12.1974 |
| 7 | 0.030 | 1.03 | 20.10.1995 | 24.5 | 842 | 185 | 14.01.1984 |
| 8 | 0.030 | 1.03 | 23.08.1983 | 23.5 | 808 | 183 | 15.09.1998 |
| 9 | 0.030 | 1.03 | 24.08.1982 | 22.0 | 756 | 180 | 11.12.1979 |
| 10 | 0.031 | 1.07 | 27.08.1991 | 21.2 | 729 | 178 | 10.03.1981 |

(*) Abflussjahr: 1.11. des Vorjahres bis 31.10.

2000 kein Eis
HQ1 und HQ5 aus Jahresreihe 1988 / 2000 ermittelt
ungenaue Abflussangaben

$A_{Eo}$ : 135 km²
PNP : NN + 237.79 m
Lage: 0.5 km oberhalb der Mündung, rechts

# Q
m³/s

Pegel : Bad Salzschlirf Nr. 42430156
Gewässer : Altefeld
Gebiet : Fulda

## Tageswerte

| Tag | 1999 Nov | 1999 Dez | 2000 Jan | Feb | Mrz | Apr | Mai | Jun | Jul | Aug | Sep | Okt | Nov | Dez |
|---|---|---|---|---|---|---|---|---|---|---|---|---|---|---|
| 1. | 0.515 | 0.901 | 2.80 | 6.62 | 7.30 | 1.45 | 0.660 | 0.412 | 0.357 | 1.19 | 0.327 | 0.874 | 2.68 | 1.75 |
| 2. | 0.767 | 1.16 | 2.71 | 4.83 | 5.39 | 1.36 | 0.600 | 0.400 | 0.766 | 1.31 | 0.545 | 0.896 | 3.58 | 1.67 |
| 3. | 1.19 | 1.11 | 2.33 | 4.06 | 8.32 | 1.25 | 0.560 | 0.400 | 0.846 | 1.87 | 1.36 | 0.803 | 4.39 | 1.54 |
| 4. | 1.02 | 1.46 | 2.90 | 3.45 | 9.64 | 1.16 | 0.625 | 0.406 | 0.597 | 2.26 | 0.740 | 0.659 | 4.02 | 1.39 |
| 5. | 0.837 | 1.37 | 6.77 | 3.55 | 5.64 | 1.05 | 0.628 | 0.574 | 0.969 | 1.39 | 0.430 | 0.649 | 2.75 | 1.37 |
| 6. | 0.734 | 1.20 | 3.93 | 3.06 | 4.49 | 0.958 | 0.546 | 0.476 | 0.825 | 0.915 | 0.371 | 1.01 | 2.32 | 1.24 |
| 7. | 0.832 | 1.98 | 3.41 | 3.66 | 3.92 | 0.869 | 0.465 | 0.433 | 0.625 | 0.742 | 1.74 | 0.838 | 2.12 | 1.23 |
| 8. | 0.718 | 5.68 | 3.03 | 5.47 | 3.98 | 0.899 | 0.574 | 0.400 | 1.53 | 0.822 | 1.94 | 0.768 | 2.18 | 1.23 |
| 9. | 0.660 | 3.94 | 3.15 | 8.12 | 6.77 | 0.900 | 0.653 | 0.400 | 1.09 | 0.930 | 1.09 | 1.01 | 2.36 | 1.29 |
| 10. | 0.628 | 4.60 | 2.93 | 5.17 | 5.19 | 0.900 | 0.479 | 0.400 | 2.64 | 0.700 | 0.813 | 1.62 | 2.48 | 2.52 |
| 11. | 0.862 | 4.95 | 2.54 | 6.48 | 4.49 | 0.866 | 0.329 | 0.400 | 1.57 | 0.903 | 0.679 | 3.75 | 1.91 | 4.93 |
| 12. | 0.940 | 20.8 | 2.14 | 4.48 | 4.01 | 0.957 | 0.330 | 0.400 | 1.08 | 0.617 | 0.583 | 4.52 | 1.71 | 4.36 |
| 13. | 0.754 | 14.3 | 2.05 | 5.32 | 3.32 | 1.33 | 0.384 | 0.400 | 0.830 | 0.503 | 1.51 | 2.80 | 3.22 | 4.78 |
| 14. | 0.657 | 13.8 | 1.74 | 5.39 | 3.75 | 1.36 | 0.458 | 0.400 | 1.98 | 0.427 | 1.20 | 2.01 | 6.55 | 7.37 |
| 15. | 0.615 | 7.56 | 1.54 | 5.31 | 6.04 | 1.20 | 0.508 | 0.400 | 2.34 | 0.366 | 0.828 | 1.64 | 4.53 | 11.2 |
| 16. | 0.477 | 4.27 | 1.41 | 8.83 | 4.20 | 1.11 | 0.480 | 0.387 | 1.56 | 0.360 | 2.40 | 1.42 | 3.86 | 6.20 |
| 17. | 0.336 | 2.86 | 1.31 | 5.94 | 3.57 | 0.980 | 0.480 | 0.360 | 0.986 | 0.384 | 4.92 | 1.12 | 3.13 | 4.22 |
| 18. | 0.344 | 2.53 | 1.37 | 4.53 | 3.66 | 0.938 | 0.480 | 0.393 | 0.738 | 0.376 | 2.47 | 0.989 | 2.80 | 3.36 |
| 19. | 0.330 | 2.27 | 1.46 | 6.75 | 3.54 | 1.82 | 0.547 | 0.411 | 0.630 | 0.349 | 1.83 | 0.914 | 2.33 | 2.82 |
| 20. | 0.330 | 1.76 | 1.22 | 6.06 | 2.91 | 1.55 | 0.637 | 0.286 | 0.574 | 0.912 | 1.40 | 0.952 | 2.51 | 2.46 |
| 21. | 0.330 | 1.51 | 1.18 | 4.29 | 2.52 | 1.26 | 0.606 | 0.248 | 0.493 | 1.44 | 1.84 | 0.893 | 2.14 | 2.07 |
| 22. | 0.302 | 1.29 | 1.23 | 3.48 | 2.19 | 1.09 | 0.560 | 0.240 | 0.440 | 1.18 | 2.07 | 0.769 | 2.01 | 1.93 |
| 23. | 0.302 | 1.19 | 0.921 | 2.95 | 1.96 | 0.960 | 0.558 | 0.254 | 0.404 | 0.859 | 1.44 | 0.738 | 2.48 | 1.72 |
| 24. | 0.332 | 1.03 | 0.709 | 3.08 | 1.80 | 0.913 | 0.520 | 0.321 | 0.429 | 0.621 | 1.10 | 0.793 | 2.10 | 1.47 |
| 25. | 0.441 | 8.11 | 0.813 | 7.97 | 1.90 | 0.886 | 0.521 | 0.419 | 0.911 | 0.513 | 0.980 | 0.816 | 1.79 | 1.60 |
| 26. | 0.796 | 10.9 | 0.881 | 5.98 | 1.81 | 0.770 | 0.595 | 0.340 | 1.11 | 0.456 | 0.929 | 0.746 | 2.04 | 1.59 |
| 27. | 0.779 | 13.4 | 0.873 | 4.21 | 1.70 | 0.734 | 0.560 | 0.302 | 1.45 | 0.409 | 0.931 | 0.735 | 2.67 | 2.35 |
| 28. | 0.981 | 7.15 | 0.771 | 3.74 | 1.47 | 0.720 | 0.529 | 0.244 | 2.65 | 0.374 | 1.12 | 0.966 | 2.35 | 3.74 |
| 29. | 1.09 | 4.54 | 3.46 | 4.18 | 1.40 | 0.643 | 0.540 | 0.233 | 1.66 | 0.353 | 1.07 | 0.973 | 2.33 | 2.85 |
| 30. | 0.941 | 3.60 | 10.7 | | 1.59 | 0.679 | 0.453 | 0.220 | 1.40 | 0.330 | 0.850 | 0.940 | 1.98 | 2.01 |
| 31. | | 3.05 | 7.71 | | 1.59 | | 0.469 | | 2.08 | 0.330 | | 2.56 | | 1.72 |

## Hauptwerte

| | 1999 Nov | 1999 Dez | 2000 Jan | Feb | Mrz | Apr | Mai | Jun | Jul | Aug | Sep | Okt | Nov | Dez |
|---|---|---|---|---|---|---|---|---|---|---|---|---|---|---|
| Tag | 22.+ | 1. | 24. | 23. | 29. | 29. | 11. | 30. | 1. | 30.+ | 1. | 5. | 12. | 7. |
| NQ | 0.302 | 0.901 | 0.709 | 2.95 | 1.40 | 0.643 | 0.329 | 0.220 | 0.357 | 0.330 | 0.327 | 0.649 | 1.71 | 1.23 |
| MQ | 0.661 | 4.98 | 2.58 | 5.07 | 3.87 | 1.05 | 0.527 | 0.365 | 1.15 | 0.780 | 1.32 | 1.30 | 2.78 | 2.90 |
| HQ | 1.44 | 24.8 | 15.2 | 13.5 | 16.6 | 2.60 | 1.16 | 0.720 | 3.99 | 2.80 | 6.90 | 5.88 | 7.08 | 15.2 |
| Tag | 2. | 12. | 30. | 25. | 3. | 19. | 8. | 5. | 10. | 4. | 17. | 11. | 14. | 15. |
| $h_N$ mm | 63 | 167 | 58 | 114 | 76 | 46 | 59 | 35 | 164 | 76 | 116 | 77 | 83 | 86 |
| $h_A$ mm | 13 | 99 | 51 | 94 | 77 | 20 | 10 | 7 | 23 | 15 | 25 | 26 | 53 | 57 |

| | 1964/1999 | | 1965/2000 (36 Jahre) | | | | | | | | | | | |
|---|---|---|---|---|---|---|---|---|---|---|---|---|---|---|
| Jahr | 1975 + | 1991 | 1996 | 1996 | 1972 | 1974 | 1974 | 1976 | 1976 | 1999 | 1973 + | 1976 | 1975 + | 1991 |
| NQ | 0.200 | 0.179 | 0.207 | 0.098 | 0.290 | 0.320 | 0.200 | 0.050 | 0.040 | 0.062 | 0.100 | 0.130 | 0.200 | 0.179 |
| MNQ | 0.534 | 0.793 | 0.806 | 0.952 | 0.996 | 0.865 | 0.463 | 0.347 | 0.285 | 0.224 | 0.232 | 0.349 | 0.574 | 0.814 |
| MQ | 1.85 | 3.33 | 3.19 | 2.72 | 3.06 | 2.12 | 1.08 | 0.767 | 0.687 | 0.446 | 0.562 | 1.14 | 1.85 | 3.38 |
| MHQ | 12.0 | 24.5 | 21.8 | 15.4 | 17.2 | 9.40 | 4.85 | 4.84 | 3.79 | 2.39 | 3.12 | 6.45 | 11.1 | 24.9 |
| HQ | 66.6 | 111 | 102 | 97.0 | 89.8 | 36.6 | 22.6 | 42.0 | 25.0 | 23.6 | 23.7 | 38.7 | 66.6 | 111 |
| Jahr | 1998 | 1967 | 1995 | 1984 | 1986 | 1986 | 1984 | 1981 | 1966 | 1981 | 1998 | 1998 | 1998 | 1967 |

| | 1964/1999 | | 1965/2000 (36 Jahre) | | | | | | | | | | | |
|---|---|---|---|---|---|---|---|---|---|---|---|---|---|---|
| $Mh_N$ mm | 90 | 112 | 90 | 65 | 77 | 67 | 68 | 74 | 75 | 66 | 66 | 80 | 89 | 113 |
| $Mh_A$ mm | 35 | 66 | 63 | 50 | 61 | 41 | 21 | 15 | 14 | 9 | 11 | 23 | 36 | 67 |

| | Abflussjahr (*) 2000 Jahr | Datum | Winter | Sommer | Kalenderjahr 2000 Jahr | Datum |
|---|---|---|---|---|---|---|
| NQ m³/s | 0.220 | am 30.06.2000 | 0.302 | 0.220 | 0.220 | am 30.06.2000 |
| MQ m³/s | 1.96 | | 3.04 | 0.906 | 1.96 | |
| HQ m³/s | 24.8 | am 12.12.1999 bei W= 231 cm | 24.8 | 6.90 | 16.6 | am 03.03.2000 bei W= 207 cm |
| Nq l/(s km²) | 1.63 | | 2.24 | 1.63 | 1.63 | |
| Mq l/(s km²) | 14.5 | | 22.5 | 6.71 | 14.5 | |
| Hq l/(s km²) | 184 | | 184 | 51.1 | 123 | |
| $h_N$ mm | 1051 | | 524 | 527 | 990 | |
| $h_A$ mm | 459 | | 353 | 107 | 459 | |
| | 1965/2000 (*) 36 Jahre | | | | 1965/2000 | |
| NQ m³/s | 0.040 | am 04.07.1976 | 0.098 | 0.040 | 0.040 | am 04.07.1976 |
| MNQ m³/s | 0.187 | | 0.399 | 0.193 | 0.190 | |
| MQ m³/s | 1.74 | | 2.72 | 0.781 | 1.75 | |
| MHQ m³/s | 43.9 | | 43.1 | 11.8 | 41.9 | |
| HQ m³/s | 111 | am 25.12.1967 | 111 | 42.0 | 111 | am 25.12.1967 |
| $HQ_1$ m³/s | 17.2 | | 16.6 | 2.98 | 17.2 | |
| $HQ_5$ m³/s | 37.1 | | 37.1 | 12.8 | 37.1 | |
| MNq l/(s km²) | 1.38 | | 2.95 | 1.43 | 1.41 | |
| Mq l/(s km²) | 12.9 | | 20.1 | 5.78 | 13.0 | |
| MHq l/(s km²) | 325 | | 319 | 87.3 | 310 | |
| | 1965/2000 (*) 36 Jahre | | | | 1965/2000 | |
| $Mh_N$ mm | 930 | | 502 | 429 | 931 | |
| $Mh_A$ mm | 406 | | 317 | 92 | 410 | |

## Extremwerte

| | Niedrigwasser m³/s | l/(s km²) | Datum | Hochwasser m³/s | l/(s km²) | cm | Datum |
|---|---|---|---|---|---|---|---|
| 1 | 0.040 | 0.296 | 04.07.1976 | 111 | 822 | 350 | 25.12.1967 |
| 2 | 0.062 | 0.459 | 08.08.1999 | 102 | 755 | 342 | 23.01.1995 |
| 3 | 0.098 R | 0.725 | 05.02.1996 | 97.0 | 718 | 337 | 07.02.1984 |
| 4 | 0.100 | 0.740 | 27.08.1973 | 89.8 | 665 | 330 | 31.03.1986 |
| 5 | 0.109 | 0.807 | 06.09.1991 | 89.8 | 665 | 330 | 05.12.1965 |
| 6 | 0.127 | 0.940 | 10.08.1997 | 66.6 | 493 | 304 | 01.11.1998 |
| 7 | 0.130 | 0.962 | 20.07.1967 | 63.4 | 469 | 300 | 12.01.1993 |
| 8 | 0.141 R | 1.04 | 07.02.1991 | 62.6 | 463 | 299 | 31.12.1993 |
| 9 | 0.150 | 1.11 | 31.08.1983 | 58.9 | 436 | 294 | 23.02.1970 |
| 10 | 0.150 | 1.11 | 04.09.1982 | 57.4 | 425 | 292 | 17.12.1974 |

## Dauertabelle

| Unterschreitungsdauer in Tagen | Unterschrittene Abflüsse m³/s: Abflussjahr (*) 2000 | Kalenderjahr 2000 | 1965/2000 (36 Kalenderjahre) Obere Hüllwerte | Mittlere Werte | Untere Hüllwerte |
|---|---|---|---|---|---|
| (365) | 20.8 | 11.2 | | | |
| 364 | 14.3 | 10.7 | 52.1 | 21.8 | 6.72 |
| 363 | 13.8 | 9.64 | 37.4 | 17.3 | 6.38 |
| 362 | 13.4 | 8.83 | 30.6 | 15.3 | 6.38 |
| 361 | 10.9 | 8.32 | 24.2 | 13.6 | 5.45 |
| 360 | 10.7 | 8.12 | 23.6 | 12.4 | 5.30 |
| 359 | 9.64 | 7.97 | 21.6 | 11.5 | 4.87 |
| 358 | 8.83 | 7.71 | 20.3 | 10.6 | 4.48 |
| 357 | 8.32 | 7.37 | 18.4 | 10.0 | 4.28 |
| 356 | 8.12 | 7.30 | 17.2 | 9.56 | 4.19 |
| 350 | 7.15 | 6.48 | 12.8 | 7.10 | 2.82 |
| 340 | 5.68 | 5.32 | 9.32 | 5.17 | 2.06 |
| 330 | 4.92 | 4.52 | 7.21 | 4.22 | 1.63 |
| 320 | 4.27 | 4.18 | 6.01 | 3.48 | 1.21 |
| 300 | 3.46 | 3.45 | 4.63 | 2.61 | 0.850 |
| 270 | 2.14 | 2.48 | 3.26 | 1.79 | 0.700 |
| 240 | 1.51 | 1.96 | 2.42 | 1.35 | 0.470 |
| 210 | 1.20 | 1.54 | 1.79 | 1.00 | 0.380 |
| 183 | 0.981 | 1.26 | 1.49 | 0.801 | 0.320 |
| 150 | 0.873 | 0.960 | 1.21 | 0.595 | 0.266 |
| 130 | 0.779 | 0.893 | 1.14 | 0.490 | 0.230 |
| 120 | 0.740 | 0.838 | 1.01 | 0.448 | 0.230 |
| 110 | 0.700 | 0.771 | 0.980 | 0.421 | 0.200 |
| 100 | 0.630 | 0.735 | 0.900 | 0.401 | 0.200 |
| 90 | 0.597 | 0.649 | 0.850 | 0.381 | 0.200 |
| 80 | 0.547 | 0.600 | 0.800 | 0.351 | 0.170 |
| 70 | 0.503 | 0.558 | 0.750 | 0.321 | 0.150 |
| 60 | 0.458 | 0.503 | 0.700 | 0.294 | 0.150 |
| 50 | 0.412 | 0.456 | 0.600 | 0.271 | 0.150 |
| 40 | 0.404 | 0.409 | 0.560 | 0.261 | 0.130 |
| 30 | 0.374 | 0.404 | 0.520 | 0.231 | 0.130 |
| 25 | 0.357 | 0.387 | 0.520 | 0.228 | 0.110 |
| 20 | 0.336 | 0.366 | 0.470 | 0.201 | 0.100 |
| 15 | 0.332 | 0.349 | 0.450 | 0.201 | 0.080 |
| 10 | 0.321 | 0.329 | 0.450 | 0.171 | 0.070 |
| 9 | 0.321 | 0.327 | 0.450 | 0.171 | 0.070 |
| 8 | 0.321 | 0.321 | 0.450 | 0.171 | 0.070 |
| 7 | 0.302 | 0.302 | 0.450 | 0.161 | 0.070 |
| 6 | 0.286 | 0.286 | 0.450 | 0.152 | 0.070 |
| 5 | 0.254 | 0.254 | 0.430 | 0.152 | 0.070 |
| 4 | 0.248 | 0.248 | 0.420 | 0.144 | 0.060 |
| 3 | 0.244 | 0.244 | 0.410 | 0.131 | 0.060 |
| 2 | 0.240 | 0.240 | 0.410 | 0.116 | 0.060 |
| 1 | 0.233 | 0.233 | 0.410 | 0.109 | 0.050 |
| 0 | 0.220 | 0.220 | 0.400 | 0.040 | 0.040 |

(*) Abflussjahr: 1.11. des Vorjahres bis 31.10.

2000 kein Eis

HQ1 und HQ5 aus Jahresreihe 1988 / 2000 ermittelt

ungenaue Abflussangaben

HLUG Wiesbaden

$A_{Eo}$ : 108 km²
PNP : NN + 291.62 m
Lage: 47.0 km oberhalb der Mündung, rechts

# Q
m³/s

Pegel : Melzdorf Nr. 42650050
Gewässer : Haune
Gebiet : Fulda

## Tageswerte

| Tag | 1999 Nov | 1999 Dez | 2000 Jan | Feb | Mrz | Apr | Mai | Jun | Jul | Aug | Sep | Okt | Nov | Dez |
|---|---|---|---|---|---|---|---|---|---|---|---|---|---|---|
| 1. | 0.413 | 0.550 | 1.37 | 1.86 | 3.95 | 1.32 | 0.893 | 0.428 | 0.405 | 0.593 | 0.461 | 0.761 | 1.72 | 0.971 |
| 2. | 0.581 | 0.550 | 1.40 | 1.52 | 2.89 | 1.24 | 0.826 | 0.400 | 0.538 | 0.856 | 0.989 | 0.715 | 2.09 | 0.940 |
| 3. | 0.792 | 0.532 | 1.42 | 1.33 | 3.19 | 1.18 | 0.790 | 0.424 | 0.657 | 1.41 | 0.974 | 0.646 | 2.58 | 0.900 |
| 4. | 0.527 | 0.631 | 1.42 | 1.20 | 4.68 | 1.31 | 0.684 | 0.450 | 0.368 | 0.864 | 0.641 | 0.600 | 2.19 | 0.826 |
| 5. | 0.471 | 0.650 | 1.82 | 1.30 | 2.96 | 1.21 | 0.650 | 0.450 | 0.410 | 0.621 | 0.523 | 0.600 | 1.53 | 0.796 |
| 6. | 0.466 | 0.618 | 1.46 | 1.25 | 2.44 | 1.14 | 0.624 | 0.450 | 0.402 | 0.487 | 0.520 | 0.750 | 1.32 | 0.760 |
| 7. | 0.474 | 0.763 | 1.35 | 1.18 | 2.24 | 1.08 | 0.553 | 0.450 | 0.292 | 0.450 | 1.65 | 0.674 | 1.19 | 0.760 |
| 8. | 0.452 | 0.891 | 1.25 | 1.20 | 2.36 | 1.06 | 0.550 | 0.435 | 0.676 | 0.471 | 1.36 | 0.639 | 1.06 | 0.743 |
| 9. | 0.567 | 0.815 | 1.45 | 1.33 | 3.02 | 1.06 | 0.574 | 0.312 | 0.364 | 0.465 | 0.880 | 1.22 | 0.977 | 0.700 |
| 10. | 0.909 | 1.02 | 1.58 | 1.26 | 2.90 | 1.01 | 0.586 | 0.360 | 0.686 | 0.400 | 0.663 | 1.22 | 0.940 | 0.766 |
| 11. | 1.11 | 0.930 | 1.30 | 1.57 | 2.68 | 0.976 | 0.535 | 0.436 | 0.434 | 0.390 | 0.532 | 1.38 | 0.888 | 1.05 |
| 12. | 0.651 | 4.82 | 1.22 | 1.27 | 2.46 | 1.03 | 0.500 | 0.332 | 0.532 | 0.356 | 0.477 | 1.23 | 0.836 | 0.999 |
| 13. | 0.530 | 2.81 | 1.14 | 1.30 | 2.11 | 1.14 | 0.489 | 0.270 | 0.379 | 0.343 | 1.67 | 0.993 | 1.14 | 0.998 |
| 14. | 0.473 | 3.70 | 1.04 | 1.26 | 3.04 | 1.03 | 0.450 | 0.265 | 0.843 | 0.301 | 0.911 | 0.873 | 2.61 | 1.81 |
| 15. | 0.506 | 2.05 | 0.984 | 1.93 | 4.21 | 0.995 | 0.450 | 0.240 | 1.15 | 0.281 | 0.675 | 0.798 | 2.46 | 3.19 |
| 16. | 0.451 | 1.38 | 0.931 | 4.37 | 2.86 | 0.936 | 0.417 | 0.270 | 0.947 | 0.310 | 0.893 | 0.739 | 1.54 | 1.83 |
| 17. | 0.420 | 1.11 | 0.880 | 2.43 | 2.43 | 0.880 | 0.431 | 0.270 | 0.731 | 0.274 | 1.50 | 0.689 | 1.37 | 1.34 |
| 18. | 0.418 | 1.09 | 0.984 | 1.98 | 4.01 | 0.880 | 0.500 | 0.251 | 0.502 | 0.301 | 0.989 | 0.713 | 1.34 | 1.13 |
| 19. | 0.450 | 1.04 | 0.999 | 4.82 | 4.19 | 0.880 | 0.510 | 0.229 | 0.407 | 0.337 | 0.780 | 0.700 | 1.17 | 1.12 |
| 20. | 0.465 | 0.896 | 0.891 | 3.78 | 2.84 | 0.830 | 0.652 | 0.195 | 0.369 | 0.780 | 0.661 | 0.696 | 1.06 | 1.04 |
| 21. | 0.453 | 0.778 | 0.906 | 2.47 | 2.40 | 0.778 | 0.573 | 0.195 | 0.310 | 1.11 | 1.01 | 0.650 | 0.968 | 0.923 |
| 22. | 0.417 | 0.715 | 0.968 | 2.04 | 2.14 | 0.760 | 0.756 | 0.195 | 0.310 | 1.10 | 1.22 | 0.627 | 0.950 | 0.776 |
| 23. | 0.417 | 0.677 | 0.954 | 1.79 | 1.93 | 0.760 | 0.683 | 0.195 | 0.323 | 0.608 | 0.917 | 0.600 | 1.03 | 0.747 |
| 24. | 0.631 | 0.731 | 0.903 | 2.59 | 1.80 | 0.816 | 0.577 | 0.357 | 0.376 | 0.452 | 0.803 | 0.689 | 0.941 | 0.774 |
| 25. | 1.32 | 3.22 | 0.827 | 5.36 | 1.68 | 0.763 | 0.601 | 0.381 | 0.476 | 0.392 | 0.912 | 0.623 | 0.873 | 0.820 |
| 26. | 1.29 | 3.84 | 0.784 | 3.42 | 1.56 | 0.700 | 0.607 | 0.350 | 0.641 | 0.370 | 0.870 | 0.715 | 0.857 | 0.859 |
| 27. | 0.933 | 5.25 | 0.760 | 2.45 | 1.43 | 0.659 | 0.508 | 0.336 | 0.899 | 0.333 | 0.810 | 0.683 | 0.867 | 1.79 |
| 28. | 0.794 | 2.56 | 0.739 | 2.12 | 1.36 | 0.650 | 0.494 | 0.310 | 1.23 | 0.330 | 0.810 | 1.13 | 1.27 | 1.66 |
| 29. | 0.675 | 1.74 | 1.77 | 1.97 | 1.29 | 1.17 | 0.450 | 0.310 | 0.764 | 0.313 | 0.708 | 0.938 | 1.29 | 1.21 |
| 30. | 0.584 | 1.52 | 4.68 | | 1.49 | 1.28 | 0.450 | 0.310 | 0.893 | 0.315 | 0.651 | 0.958 | 1.08 | 1.06 |
| 31. | | 1.42 | 2.64 | | 1.39 | | 0.450 | | 0.916 | 0.317 | | 3.40 | | 0.923 |

## Hauptwerte

| | 1999 Nov | 1999 Dez | 2000 Jan | Feb | Mrz | Apr | Mai | Jun | Jul | Aug | Sep | Okt | Nov | Dez |
|---|---|---|---|---|---|---|---|---|---|---|---|---|---|---|
| Tag | 1. | 3. | 28. | 7. | 29. | 28. | 16. | 20.+ | 7. | 17. | 1. | 4.+ | 12. | 9. |
| NQ | 0.413 | 0.532 | 0.739 | 1.18 | 1.29 | 0.650 | 0.417 | 0.195 | 0.292 | 0.274 | 0.461 | 0.600 | 0.836 | 0.700 |
| MQ | 0.621 | 1.59 | 1.32 | 2.15 | 2.58 | 0.984 | 0.575 | 0.329 | 0.588 | 0.514 | 0.882 | 0.892 | 1.34 | 1.10 |
| HQ | 1.69 | 7.28 | 7.29 | 7.85 | 6.72 | 3.28 | 1.12 | 0.760 | 1.83 | 3.44 | 3.75 | 4.80 | 4.32 | 4.56 |
| Tag | 25. | 27. | 30. | 25. | 15. | 29. | 2. | 10. | 28. | 2. | 13. | 31. | 3. | 15. |
| $h_N$ mm | 67 | 114 | 53 | 104 | 87 | 43 | 43 | 30 | 150 | 71 | 116 | 74 | 63 | 58 |
| $h_A$ mm | 15 | 40 | 33 | 50 | 64 | 24 | 14 | 8 | 15 | 13 | 21 | 22 | 32 | 27 |
| | 1975/1999 | | 1976/2000 | | | | | | 25 Jahre | | | | | |
| Jahr | 1991 | 1991 | 1977 | 1996 | 1996 | 1991 | 1991 | 1976 | 1976 | 1990 | 1991 | 1991 | 1991 | 1991 |
| NQ | 0.103 | 0.160 | 0.190 | 0.270 | 0.340 | 0.342 | 0.243 | 0.120 | 0.060 | 0.050 | 0.051 | 0.095 | 0.103 | 0.160 |
| MNQ | 0.452 | 0.558 | 0.659 | 0.741 | 0.771 | 0.765 | 0.507 | 0.385 | 0.312 | 0.251 | 0.263 | 0.343 | 0.478 | 0.576 |
| MQ | 0.946 | 1.56 | 1.68 | 1.57 | 1.76 | 1.40 | 0.877 | 0.694 | 0.606 | 0.484 | 0.468 | 0.632 | 0.985 | 1.58 |
| MHQ | 5.07 | 9.77 | 10.8 | 7.96 | 8.05 | 7.67 | 3.91 | 3.68 | 4.00 | 4.72 | 2.17 | 3.68 | 5.18 | 9.89 |
| HQ | 18.6 | 29.0 | 47.6 | 30.4 | 33.6 | 46.4 | 20.0 | 30.4 | 25.8 | 64.5 | 8.05 | 21.8 | 18.6 | 29.0 |
| Jahr | 1977 | 1993 | 1995 | 1984 | 1986 | 1994 | 1984 | 1981 | 1980 | 1981 | 1998 | 1998 | 1977 | 1993 |
| | 1975/1999 | | 1976/2000 | | | | | | 25 Jahre | | | | | |
| $Mh_N$ mm | 67 | 74 | 65 | 50 | 67 | 56 | 72 | 80 | 92 | 72 | 69 | 66 | 68 | 75 |
| $Mh_A$ mm | 23 | 39 | 42 | 36 | 44 | 34 | 22 | 17 | 15 | 12 | 11 | 16 | 24 | 39 |

| | Abflussjahr (*) 2000 Jahr | Datum | Winter | Sommer | Kalenderjahr 2000 Jahr | Datum |
|---|---|---|---|---|---|---|
| NQ m³/s | 0.195 | am 20.06.2000 | 0.413 | 0.195 | 0.195 | am 20.06.2000 |
| MQ m³/s | 1.08 | | 1.54 | 0.630 | 1.10 | |
| HQ m³/s | 7.85 | am 25.02.2000 bei W= 211 cm | 7.85 | 4.80 | 7.85 | am 25.02.2000 bei W= 211 cm |
| Nq l/(s km²) | 1.81 | | 3.83 | 1.81 | 1.81 | |
| Mq l/(s km²) | 10.1 | | 14.3 | 5.85 | 10.2 | |
| Hq l/(s km²) | 72.9 | | 72.9 | 44.6 | 72.9 | |
| $h_N$ mm | 952 | | 468 | 484 | 892 | |
| $h_A$ mm | 317 | | 225 | 93 | 323 | |
| | 1976/2000 (*) 25 Jahre | | | | 1976/2000 | |
| NQ m³/s | 0.050 | am 05.08.1990 | 0.103 | 0.050 | 0.050 | am 05.08.1990 |
| MNQ m³/s | 0.206 | | 0.391 | 0.222 | 0.219 | |
| MQ m³/s | 1.05 | | 1.49 | 0.627 | 1.06 | |
| MHQ m³/s | 24.0 | | 21.1 | 9.70 | 23.0 | |
| HQ m³/s | 64.5 | am 11.08.1981 | 47.6 | 64.5 | 64.5 | am 11.08.1981 |
| $HQ_1$ m³/s | 9.22 | | 8.37 | 3.44 | 9.22 | |
| $HQ_5$ m³/s | 29.0 | | 29.0 | 8.05 | 29.0 | |
| MNq l/(s km²) | 1.91 | | 3.63 | 2.06 | 2.03 | |
| Mq l/(s km²) | 9.75 | | 13.8 | 5.82 | 9.84 | |
| MHq l/(s km²) | 223 | | 196 | 90.1 | 214 | |
| | 1976/2000 (*) 25 Jahre | | | | 1976/2000 | |
| $Mh_N$ mm | 830 | | 379 | 451 | 832 | |
| $Mh_A$ mm | 307 | | 218 | 93 | 311 | |

## Extremwerte

| | Niedrigwasser m³/s | l/(s km²) | Datum | Hochwasser m³/s | l/(s km²) | cm | Datum |
|---|---|---|---|---|---|---|---|
| 1 | 0.050 | 0.464 | 05.08.1990 | 64.5 | 599 | 321 | 11.08.1981 |
| 2 | 0.051 | 0.474 | 03.09.1991 | 47.6 | 442 | 309 | 22.01.1995 |
| 3 | 0.060 | 0.557 | 16.07.1976 | 46.4 | 431 | 308 | 13.04.1994 |
| 4 | 0.066 | 0.613 | 12.09.1989 | 39.9 | 370 | 302 | 29.01.1993 |
| 5 | 0.156 | 1.45 | 10.07.1994 | 38.9 | 361 | 301 | 12.01.1993 |
| 6 | 0.160 | 1.49 | 01.09.1997 | 33.6 | 312 | 297 | 31.03.1986 |
| 7 | 0.160 | 1.49 | 13.06.1996 | 30.4 | 282 | 291 | 07.02.1984 |
| 8 | 0.160 | 1.49 | 05.09.1982 | 30.4 | 282 | 294 | 04.06.1981 |
| 9 | 0.160 | 1.49 | 31.07.1978 | 29.0 | 269 | 290 | 21.12.1993 |
| 10 | 0.160 | 1.49 | 05.08.1977 | 28.3 | 263 | 288 | 31.12.1981 |

## Dauertabelle

| Unterschreitungsdauer in Tagen | Unterschrittene Abflüsse m³/s: Abflussjahr (*) 2000 | Kalenderjahr 2000 | 1976/2000 25 Kalenderjahre: Obere Hüllwerte | Mittlere Werte | Untere Hüllwerte |
|---|---|---|---|---|---|
| (365) | 5.36 | 5.36 | | | |
| 364 | 5.25 | 4.82 | 31.8 | 9.94 | 3.76 |
| 363 | 4.82 | 4.68 | 20.3 | 8.14 | 2.80 |
| 362 | 4.82 | 4.68 | 18.4 | 6.96 | 2.40 |
| 361 | 4.68 | 4.37 | 12.0 | 6.28 | 2.40 |
| 360 | 4.68 | 4.21 | 10.7 | 5.70 | 2.24 |
| 359 | 4.37 | 4.19 | 9.94 | 5.25 | 2.24 |
| 358 | 4.21 | 4.01 | 8.80 | 5.00 | 2.08 |
| 357 | 4.19 | 3.95 | 8.48 | 4.75 | 2.00 |
| 356 | 4.01 | 3.78 | 8.37 | 4.53 | 1.92 |
| 350 | 3.40 | 3.02 | 5.92 | 3.52 | 1.60 |
| 340 | 2.81 | 2.58 | 3.92 | 2.67 | 1.06 |
| 330 | 2.43 | 2.24 | 3.24 | 2.20 | 0.850 |
| 320 | 1.97 | 1.93 | 2.88 | 1.92 | 0.720 |
| 300 | 1.45 | 1.50 | 2.24 | 1.49 | 0.590 |
| 270 | 1.24 | 1.27 | 1.76 | 1.14 | 0.500 |
| 240 | 1.02 | 1.10 | 1.60 | 0.948 | 0.420 |
| 210 | 0.896 | 0.968 | 1.38 | 0.801 | 0.340 |
| 183 | 0.784 | 0.888 | 1.18 | 0.685 | 0.278 |
| 150 | 0.676 | 0.764 | 1.06 | 0.562 | 0.220 |
| 130 | 0.631 | 0.708 | 1.00 | 0.501 | 0.200 |
| 120 | 0.601 | 0.675 | 0.950 | 0.461 | 0.190 |
| 110 | 0.553 | 0.650 | 0.950 | 0.441 | 0.176 |
| 100 | 0.527 | 0.607 | 0.900 | 0.418 | 0.164 |
| 90 | 0.489 | 0.553 | 0.900 | 0.381 | 0.154 |
| 80 | 0.465 | 0.502 | 0.850 | 0.361 | 0.138 |
| 70 | 0.451 | 0.461 | 0.800 | 0.340 | 0.133 |
| 60 | 0.431 | 0.452 | 0.760 | 0.310 | 0.123 |
| 50 | 0.407 | 0.407 | 0.720 | 0.285 | 0.112 |
| 40 | 0.370 | 0.370 | 0.670 | 0.261 | 0.101 |
| 30 | 0.336 | 0.336 | 0.630 | 0.226 | 0.096 |
| 25 | 0.317 | 0.317 | 0.630 | 0.216 | 0.090 |
| 20 | 0.312 | 0.312 | 0.630 | 0.191 | 0.081 |
| 15 | 0.310 | 0.310 | 0.630 | 0.176 | 0.068 |
| 10 | 0.274 | 0.274 | 0.590 | 0.156 | 0.055 |
| 9 | 0.274 | 0.274 | 0.590 | 0.141 | 0.055 |
| 8 | 0.270 | 0.270 | 0.590 | 0.131 | 0.054 |
| 7 | 0.265 | 0.265 | 0.590 | 0.121 | 0.054 |
| 6 | 0.251 | 0.251 | 0.590 | 0.109 | 0.054 |
| 5 | 0.240 | 0.240 | 0.550 | 0.101 | 0.053 |
| 4 | 0.229 | 0.229 | 0.550 | 0.099 | 0.053 |
| 3 | 0.229 | 0.229 | 0.550 | 0.086 | 0.052 |
| 2 | 0.229 | 0.229 | 0.550 | 0.080 | 0.052 |
| 1 | 0.229 | 0.229 | 0.550 | 0.063 | 0.052 |
| 0 | 0.195 | 0.195 | 0.500 | 0.050 | 0.050 |

(*) Abflussjahr: 1.11. des Vorjahres bis 31.10.

2000 kein Eis
HQ1 und HQ5 aus Jahresreihe 1988 / 2000 ermittelt
Zulaufpegel der Haunetalsperre
sehr ungenaue Abflussangaben

HLUG Wiesbaden

$A_{Eo}$ : 422 km²
PNP : NN + 209.09 m
Lage: 8.2 km oberhalb der Mündung, rechts

# Q
m³/s

Pegel : Hermannspiegel Nr. 42670557
Gewässer : Haune
Gebiet : Fulda

## Tageswerte

| Tag | 1999 Nov | 1999 Dez | 2000 Jan | Feb | Mrz | Apr | Mai | Jun | Jul | Aug | Sep | Okt | Nov | Dez |
|---|---|---|---|---|---|---|---|---|---|---|---|---|---|---|
| 1. | 1.25 | 1.83 | 3.84 | 5.99 | 7.71 | 3.81 | 2.67 | 1.50 | 0.988 | 2.15 | 1.13 | 1.64 | 4.69 | 3.21 |
| 2. | 1.27 | 1.72 | 4.13 | 5.11 | 7.76 | 3.66 | 2.26 | 1.45 | 1.58 | 1.75 | 2.85 | 1.74 | 4.63 | 2.84 |
| 3. | 2.33 | 1.49 | 3.69 | 4.42 | 6.23 | 3.51 | 2.25 | 1.36 | 2.07 | 2.18 | 2.83 | 1.63 | 5.00 | 2.72 |
| 4. | 1.84 | 1.62 | 3.76 | 3.93 | 10.4 | 3.49 | 2.14 | 1.79 | 1.64 | 2.70 | 2.13 | 1.50 | 6.56 | 2.75 |
| 5. | 1.43 | 1.73 | 4.29 | 4.09 | 8.11 | 3.51 | 1.90 | 1.74 | 1.44 | 1.82 | 1.61 | 1.50 | 4.32 | 2.66 |
| 6. | 1.48 | 1.66 | 3.95 | 3.88 | 6.39 | 3.17 | 1.91 | 1.58 | 1.40 | 1.49 | 1.41 | 1.60 | 3.83 | 2.51 |
| 7. | 1.41 | 1.65 | 3.48 | 3.60 | 6.00 | 2.96 | 1.86 | 1.49 | 1.36 | 1.38 | 1.97 | 1.61 | 3.44 | 2.42 |
| 8. | 1.42 | 2.31 | 3.25 | 3.55 | 5.77 | 2.87 | 1.71 | 1.43 | 1.82 | 1.43 | 3.58 | 1.43 | 3.16 | 2.36 |
| 9. | 1.42 | 2.34 | 3.16 | 3.80 | 6.92 | 2.79 | 1.74 | 1.36 | 1.86 | 1.49 | 2.24 | 1.79 | 3.25 | 2.36 |
| 10. | 1.76 | 2.34 | 3.62 | 3.70 | 7.46 | 2.71 | 1.74 | 1.34 | 1.89 | 1.39 | 1.72 | 3.06 | 3.05 | 2.36 |
| 11. | 3.45 | 2.31 | 3.24 | 4.14 | 6.68 | 2.63 | 1.70 | 1.40 | 2.06 | 2.05 | 1.50 | 2.90 | 3.17 | 2.66 |
| 12. | 2.61 | 5.03 | 2.91 | 4.09 | 6.72 | 2.68 | 1.57 | 1.46 | 1.72 | 1.59 | 1.35 | 3.71 | 2.16 | 2.82 |
| 13. | 1.94 | 8.28 | 2.83 | 3.79 | 5.70 | 3.04 | 1.50 | 1.32 | 1.66 | 1.27 | 3.74 | 3.09 | 2.38 | 2.90 |
| 14. | 1.72 | 7.90 | 2.68 | 3.81 | 5.68 | 3.10 | 1.50 | 1.32 | 1.60 | 1.24 | 3.53 | 2.49 | 4.84 | 3.32 |
| 15. | 1.58 | 5.90 | 2.55 | 4.34 | 12.3 | 2.83 | 1.48 | 1.12 | 3.33 | 1.07 | 2.20 | 2.14 | 6.65 | 8.42 |
| 16. | 1.62 | 4.14 | 2.37 | 9.54 | 7.96 | 2.68 | 1.43 | 1.27 | 2.82 | 1.20 | 2.32 | 2.00 | 4.72 | 6.21 |
| 17. | 1.47 | 3.26 | 2.38 | 8.04 | 6.74 | 2.55 | 1.37 | 1.18 | 2.43 | 1.18 | 3.73 | 1.83 | 3.91 | 4.52 |
| 18. | 1.60 | 3.03 | 2.50 | 6.02 | 7.70 | 2.42 | 1.53 | 1.21 | 1.92 | 1.17 | 3.19 | 1.77 | 3.84 | 3.67 |
| 19. | 1.58 | 2.92 | 2.85 | 8.98 | 10.7 | 2.44 | 1.66 | 1.17 | 1.52 | 1.12 | 2.54 | 1.76 | 3.52 | 3.52 |
| 20. | 1.50 | 2.65 | 2.53 | 11.9 | 7.45 | 2.40 | 1.60 | 1.13 | 1.46 | 1.89 | 2.15 | 1.82 | 3.35 | 3.33 |
| 21. | 1.46 | 2.28 | 2.45 | 7.29 | 6.29 | 2.36 | 1.66 | 1.10 | 1.36 | 3.20 | 1.97 | 1.75 | 3.05 | 3.02 |
| 22. | 1.46 | 2.16 | 2.75 | 5.76 | 5.58 | 2.30 | 1.79 | 1.06 | 1.29 | 2.55 | 2.99 | 1.64 | 2.87 | 2.79 |
| 23. | 1.57 | 1.92 | 3.00 | 5.36 | 5.20 | 2.23 | 1.84 | 1.09 | 1.24 | 2.22 | 2.80 | 1.58 | 2.99 | 2.50 |
| 24. | 1.82 | 1.93 | 2.42 | 5.15 | 5.00 | 2.31 | 1.71 | 1.32 | 1.29 | 1.65 | 2.63 | 1.67 | 2.96 | 2.44 |
| 25. | 2.83 | 4.31 | 2.13 | 10.5 | 4.89 | 2.39 | 1.58 | 1.50 | 2.12 | 1.37 | 2.40 | 1.69 | 2.77 | 2.52 |
| 26. | 3.71 | 8.57 | 2.05 | 10.6 | 4.54 | 2.22 | 1.66 | 1.33 | 1.84 | 1.27 | 2.54 | 1.68 | 2.71 | 2.60 |
| 27. | 3.17 | 14.1 | 2.13 | 6.54 | 4.33 | 2.12 | 1.67 | 1.30 | 2.36 | 1.22 | 2.33 | 1.90 | 2.75 | 3.13 |
| 28. | 2.65 | 8.20 | 2.09 | 5.58 | 4.01 | 2.04 | 1.60 | 1.00 | 4.13 | 1.31 | 2.15 | 2.20 | 3.00 | 5.38 |
| 29. | 2.15 | 5.25 | 2.23 | 5.41 | 3.81 | 2.00 | 1.60 | 1.09 | 3.10 | 1.13 | 1.98 | 2.45 | 4.42 | 3.93 |
| 30. | 1.94 | 4.35 | 17.3 | | 3.90 | 2.92 | 1.77 | 1.09 | 2.31 | 1.14 | 1.74 | 2.25 | 3.67 | 3.34 |
| 31. | | 3.85 | 8.69 | | 4.01 | | 1.54 | | 3.14 | 1.12 | | 5.78 | | 2.98 |

## Hauptwerte

| | 1999 Nov | 1999 Dez | 2000 Jan | Feb | Mrz | Apr | Mai | Jun | Jul | Aug | Sep | Okt | Nov | Dez |
|---|---|---|---|---|---|---|---|---|---|---|---|---|---|---|
| Tag | 1. | 3. | 26. | 8. | 29. | 29. | 17. | 28. | 1. | 15. | 1. | 8. | 12. | 8.+ |
| NQ | 1.25 | 1.49 | 2.05 | 3.55 | 3.81 | 2.00 | 1.37 | 1.00 | 0.988 | 1.07 | 1.13 | 1.43 | 2.16 | 2.36 |
| MQ | 1.91 | 3.90 | 3.59 | 5.83 | 6.52 | 2.74 | 1.74 | 1.32 | 1.96 | 1.61 | 2.38 | 2.12 | 3.72 | 3.30 |
| HQ | 4.25 | 16.4 | 24.4 | 16.1 | 16.2 | 4.43 | 2.90 | 2.18 | 5.01 | 3.62 | 7.82 | 9.31 | 9.18 | 11.4 |
| Tag | 11. | 27. | 30. | 25. | 15. | 30. | 1. | 4. | 28. | 21. | 13. | 31. | 3. | 15. |
| $h_N$ mm | 62 | 95 | 49 | 88 | 74 | 40 | 42 | 34 | 146 | 64 | 107 | 63 | 59 | 53 |
| $h_A$ mm | 12 | 25 | 23 | 35 | 41 | 17 | 11 | 8 | 12 | 10 | 15 | 13 | 23 | 21 |
| | 1958/1999 | | 1959/2000 42 Jahre | | | | | | | | | | | |
| Jahr | 1976 | 1959 | 1963 | 1963 | 1972 | 1997 | 1976 | 1976 | 1976 | 1976 | 1959 | 1964 | 1976 | 1959 |
| NQ | 0.560 | 0.600 | 0.720 | 0.680 | 0.740 | 0.966 | 0.760 | 0.350 | 0.350 | 0.300 | 0.340 | 0.380 | 0.560 | 0.600 |
| MNQ | 1.48 | 2.02 | 2.23 | 2.50 | 2.64 | 2.61 | 1.90 | 1.50 | 1.26 | 1.05 | 1.05 | 1.14 | 1.48 | 2.04 |
| MQ | 2.86 | 4.84 | 5.03 | 4.96 | 5.24 | 4.44 | 3.08 | 2.65 | 2.16 | 1.83 | 1.63 | 2.02 | 2.90 | 4.82 |
| MHQ | 11.9 | 20.1 | 21.8 | 18.5 | 17.3 | 15.3 | 9.60 | 8.92 | 8.87 | 8.72 | 5.46 | 7.66 | 12.1 | 20.0 |
| HQ | 41.4 | 73.8 | 80.5 | 62.2 | 55.5 | 76.3 | 43.0 | 51.2 | 71.0 | 114 | 17.3 | 27.7 | 41.4 | 73.8 |
| Jahr | 1977 | 1981 | 1995 | 1984 | 1988 | 1994 | 1984 | 1981 | 1966 | 1981 | 1987 | 1998 | 1977 | 1981 |
| | 1958/1999 | | 1959/2000 42 Jahre | | | | | | | | | | | |
| $Mh_N$ mm | 63 | 70 | 57 | 46 | 54 | 57 | 68 | 78 | 78 | 72 | 57 | 60 | 64 | 70 |
| $Mh_A$ mm | 18 | 31 | 32 | 29 | 33 | 27 | 20 | 16 | 14 | 12 | 10 | 13 | 18 | 31 |

| | Abflussjahr (*) 2000 Jahr | Datum | Winter | Sommer | Kalenderjahr 2000 Jahr | Datum |
|---|---|---|---|---|---|---|
| NQ m³/s | 0.988 | am 01.07.2000 | 1.25 | 0.988 | 0.988 | am 01.07.2000 |
| MQ m³/s | 2.96 | | 4.08 | 1.85 | 3.06 | |
| HQ m³/s | 24.4 | am 30.01.2000 bei W= 268 cm | 24.4 | 9.31 | 24.4 | am 30.01.2000 bei W= 268 cm |
| Nq l/(s km²) | 2.34 | | 2.96 | 2.34 | 2.34 | |
| Mq l/(s km²) | 7.02 | | 9.68 | 4.39 | 7.25 | |
| Hq l/(s km²) | 57.8 | | 57.8 | 22.1 | 57.8 | |
| $h_N$ mm | 864 | | 408 | 456 | 819 | |
| $h_A$ mm | 221 | | 152 | 70 | 229 | |
| | 1959/2000 (*) 42 Jahre | | | | 1959/2000 | |
| NQ m³/s | 0.300 | am 18.08.1976 | 0.560 | 0.300 | 0.300 | am 18.08.1976 |
| MNQ m³/s | 0.813 | | 1.29 | 0.884 | 0.862 | |
| MQ m³/s | 3.39 | | 4.57 | 2.23 | 3.39 | |
| MHQ m³/s | 41.9 | | 37.5 | 19.7 | 41.4 | |
| HQ m³/s | 114 | am 11.08.1981 | 80.5 | 114 | 114 | am 11.08.1981 |
| $HQ_1$ m³/s | 17.1 | | 16.1 | 5.00 | 17.1 | |
| $HQ_5$ m³/s | 33.6 | | 33.6 | 12.4 | 33.6 | |
| MNq l/(s km²) | 1.93 | | 3.06 | 2.10 | 2.04 | |
| Mq l/(s km²) | 8.04 | | 10.8 | 5.29 | 8.04 | |
| MHq l/(s km²) | 99.3 | | 88.9 | 46.7 | 98.2 | |
| | 1959/2000 (*) 42 Jahre | | | | 1959/2000 | |
| $Mh_N$ mm | 760 | | 347 | 413 | 760 | |
| $Mh_A$ mm | 253 | | 170 | 84 | 254 | |

## Extremwerte

| | Niedrigwasser m³/s | l/(s km²) | Datum | Hochwasser m³/s | l/(s km²) | cm | Datum |
|---|---|---|---|---|---|---|---|
| 1 | 0.300 | 0.711 | 18.08.1976 | 114 | 270 | 425 | 11.08.1981 |
| 2 | 0.340 | 0.806 | 14.09.1959 | 80.5 | 191 | 393 | 23.01.1995 |
| 3 | 0.360 | 0.853 | 30.08.1964 | 76.3 | 181 | 388 | 13.04.1994 |
| 4 | 0.360 | 0.853 | 27.06.1960 | 73.8 | 175 | 385 | 31.12.1981 |
| 5 | 0.497 | 1.18 | 02.09.1991 | 71.0 | 168 | 392 | 24.12.1967 |
| 6 | 0.510 | 1.21 | 27.07.1963 | 71.0 | 168 | 392 | 19.07.1966 |
| 7 | 0.574 | 1.36 | 10.08.1990 | 68.2 | 162 | 378 | 01.04.1986 |
| 8 | 0.589 | 1.40 | 26.09.1997 | 62.2 | 147 | 370 | 07.02.1984 |
| 9 | 0.600 | 1.42 | 18.08.1973 | 58.4 | 138 | 364 | 21.12.1993 |
| 10 | 0.670 | 1.59 | 22.08.1993 | 57.5 | 136 | 372 | 23.02.1970 |

## Dauertabelle

| Unterschreitungsdauer in Tagen | Unterschrittene Abflüsse m³/s: Abflussjahr (*) 2000 | Kalenderjahr 2000 | 1959/2000 42 Kalenderjahre: Obere Hüllwerte | Mittlere Werte | Untere Hüllwerte |
|---|---|---|---|---|---|
| (365) | 17.3 | 17.3 | | | |
| 364 | 14.1 | 12.3 | 67.3 | 30.8 | 10.9 |
| 363 | 12.3 | 11.9 | 47.7 | 26.3 | 10.6 |
| 362 | 11.9 | 10.7 | 38.4 | 22.8 | 8.22 |
| 361 | 10.7 | 10.6 | 37.8 | 20.0 | 7.52 |
| 360 | 10.6 | 10.5 | 33.9 | 17.8 | 6.91 |
| 359 | 10.5 | 10.4 | 32.8 | 16.7 | 5.83 |
| 358 | 10.4 | 9.54 | 31.8 | 15.5 | 4.54 |
| 357 | 9.54 | 8.98 | 28.8 | 14.4 | 4.16 |
| 356 | 8.98 | 8.69 | 27.5 | 13.4 | 3.81 |
| 350 | 8.04 | 7.71 | 22.9 | 10.4 | 2.74 |
| 340 | 6.74 | 6.56 | 15.6 | 8.03 | 2.47 |
| 330 | 5.90 | 5.77 | 13.1 | 6.68 | 2.18 |
| 320 | 5.25 | 5.15 | 11.3 | 5.88 | 1.98 |
| 300 | 4.01 | 4.09 | 9.48 | 4.75 | 1.84 |
| 270 | 3.45 | 3.55 | 7.02 | 3.76 | 1.54 |
| 240 | 2.83 | 3.06 | 5.64 | 3.10 | 1.37 |
| 210 | 2.40 | 2.75 | 4.64 | 2.60 | 1.20 |
| 183 | 2.20 | 2.45 | 4.02 | 2.24 | 0.990 |
| 150 | 1.90 | 2.18 | 3.60 | 1.84 | 0.860 |
| 130 | 1.75 | 1.98 | 3.24 | 1.65 | 0.780 |
| 120 | 1.72 | 1.86 | 3.15 | 1.57 | 0.740 |
| 110 | 1.66 | 1.77 | 3.00 | 1.48 | 0.710 |
| 100 | 1.62 | 1.72 | 2.90 | 1.43 | 0.680 |
| 90 | 1.59 | 1.66 | 2.80 | 1.36 | 0.670 |
| 80 | 1.53 | 1.60 | 2.55 | 1.28 | 0.640 |
| 70 | 1.49 | 1.57 | 2.42 | 1.22 | 0.600 |
| 60 | 1.46 | 1.50 | 2.32 | 1.15 | 0.560 |
| 50 | 1.42 | 1.43 | 2.28 | 1.08 | 0.500 |
| 40 | 1.36 | 1.37 | 2.23 | 1.02 | 0.470 |
| 30 | 1.29 | 1.31 | 2.12 | 0.941 | 0.440 |
| 25 | 1.27 | 1.27 | 2.12 | 0.897 | 0.440 |
| 20 | 1.21 | 1.21 | 1.97 | 0.853 | 0.410 |
| 15 | 1.17 | 1.17 | 1.92 | 0.782 | 0.380 |
| 10 | 1.13 | 1.13 | 1.87 | 0.721 | 0.380 |
| 9 | 1.12 | 1.12 | 1.87 | 0.687 | 0.350 |
| 8 | 1.12 | 1.12 | 1.87 | 0.678 | 0.350 |
| 7 | 1.10 | 1.10 | 1.87 | 0.643 | 0.350 |
| 6 | 1.09 | 1.09 | 1.87 | 0.610 | 0.350 |
| 5 | 1.09 | 1.09 | 1.87 | 0.574 | 0.350 |
| 4 | 1.09 | 1.09 | 1.84 | 0.554 | 0.350 |
| 3 | 1.07 | 1.07 | 1.84 | 0.539 | 0.320 |
| 2 | 1.06 | 1.06 | 1.84 | 0.497 | 0.320 |
| 1 | 1.00 | 1.00 | 1.78 | 0.440 | 0.320 |
| 0 | 0.988 | 0.988 | 1.72 | 0.300 | 0.300 |

(*) Abflussjahr: 1.11. des Vorjahres bis 31.10.

2000 kein Eis

HQ1 und HQ5 aus Jahresreihe 1988 / 2000 ermittelt
durch die Haunetalsperre seit 1986 beeinflusst

$A_{Eo}$ : 116 km²
PNP : NN + 118.25 m
Lage: 1.0 km oberhalb der Mündung, links

# Q
m³/s

Pegel : Adelshausen Nr. 42780500
Gewässer : Pfieffe
Gebiet : Fulda

## Tageswerte

| Tag | 1999 Nov | 1999 Dez | 2000 Jan | Feb | Mrz | Apr | Mai | Jun | Jul | Aug | Sep | Okt | Nov | Dez |
|---|---|---|---|---|---|---|---|---|---|---|---|---|---|---|
| 1. | 0.242 | 0.423 | 1.07 | 2.43 | 2.68 | 1.44 | 0.748 | 0.420 | 0.321 | 0.395 | 0.252 | 0.250 | 0.340 | 0.415 |
| 2. | 0.345 | 0.521 | 1.27 | 1.97 | 2.56 | 1.31 | 0.674 | 0.412 | 0.341 | 0.372 | 0.294 | 0.250 | 0.439 | 0.390 |
| 3. | 0.349 | 0.501 | 1.25 | 1.89 | 2.56 | 1.25 | 0.653 | 1.93 | 0.480 | 0.351 | 0.369 | 0.250 | 0.713 | 0.390 |
| 4. | 0.259 | 0.541 | 1.70 | 1.68 | 2.58 | 1.21 | 0.625 | 1.07 | 0.463 | 0.356 | 0.298 | 0.250 | 0.673 | 0.371 |
| 5. | 0.254 | 0.480 | 2.14 | 1.57 | 2.64 | 1.16 | 0.611 | 0.825 | 0.423 | 0.347 | 0.269 | 0.250 | 0.479 | 0.360 |
| 6. | 0.253 | 0.460 | 1.64 | 1.42 | 2.68 | 1.12 | 0.583 | 0.755 | 0.335 | 0.305 | 0.291 | 0.272 | 0.425 | 0.360 |
| 7. | 0.250 | 0.482 | 1.43 | 1.30 | 2.59 | 1.07 | 0.580 | 0.711 | 0.313 | 0.371 | 0.433 | 0.260 | 0.404 | 0.360 |
| 8. | 0.379 | 0.796 | 1.26 | 1.27 | 2.51 | 1.02 | 0.590 | 0.566 | 0.343 | 0.410 | 0.297 | 0.250 | 0.371 | 0.360 |
| 9. | 0.364 | 0.654 | 1.19 | 1.56 | 3.75 | 0.978 | 0.671 | 0.475 | 0.321 | 0.436 | 0.266 | 0.284 | 0.362 | 0.341 |
| 10. | 0.327 | 0.618 | 1.04 | 1.36 | 3.60 | 0.910 | 0.581 | 0.438 | 0.416 | 0.358 | 0.250 | 0.256 | 0.365 | 0.330 |
| 11. | 0.635 | 0.548 | 0.933 | 1.48 | 3.06 | 0.861 | 0.531 | 0.423 | 0.323 | 0.348 | 0.250 | 0.315 | 0.330 | 0.418 |
| 12. | 0.384 | 0.908 | 0.868 | 1.27 | 2.72 | 0.855 | 0.500 | 0.410 | 0.300 | 0.320 | 0.243 | 0.410 | 0.309 | 0.360 |
| 13. | 0.327 | 1.51 | 0.850 | 1.79 | 2.40 | 0.883 | 0.484 | 0.395 | 0.300 | 0.293 | 0.239 | 0.288 | 0.353 | 0.344 |
| 14. | 0.319 | 1.22 | 0.813 | 1.70 | 2.25 | 0.867 | 0.451 | 0.398 | 0.317 | 0.275 | 0.250 | 0.258 | 0.585 | 0.372 |
| 15. | 0.305 | 0.938 | 0.774 | 2.21 | 2.53 | 0.850 | 0.432 | 0.405 | 0.448 | 0.368 | 0.250 | 0.250 | 0.464 | 0.570 |
| 16. | 0.301 | 0.753 | 0.750 | 2.87 | 2.42 | 0.816 | 0.413 | 0.392 | 0.391 | 0.386 | 0.365 | 0.251 | 0.417 | 0.657 |
| 17. | 0.300 | 0.662 | 0.713 | 2.57 | 2.46 | 0.834 | 0.411 | 0.386 | 0.341 | 0.331 | 0.308 | 0.238 | 0.459 | 0.579 |
| 18. | 0.300 | 0.753 | 0.785 | 2.18 | 3.26 | 0.829 | 0.420 | 0.363 | 0.330 | 0.280 | 0.275 | 0.250 | 0.471 | 0.508 |
| 19. | 0.321 | 0.718 | 0.789 | 2.90 | 3.30 | 0.955 | 0.448 | 0.355 | 0.323 | 0.361 | 0.275 | 0.261 | 0.429 | 0.499 |
| 20. | 0.302 | 0.621 | 0.750 | 3.03 | 2.85 | 0.816 | 0.632 | 0.343 | 0.296 | 0.384 | 0.260 | 0.266 | 0.644 | 0.487 |
| 21. | 0.300 | 0.569 | R 0.741 | 2.43 | 2.62 | 0.792 | 0.470 | 0.336 | 0.287 | 0.755 | 0.331 | 0.250 | 0.498 | 0.462 |
| 22. | 0.300 | 0.507 | R 0.724 | 2.17 | 2.39 | 0.750 | 0.554 | 0.334 | 0.300 | 0.381 | 0.336 | 0.255 | 0.436 | R 0.433 |
| 23. | 0.342 | 0.468 | R 0.708 | 2.02 | 2.19 | 0.717 | 0.547 | 0.337 | 0.293 | 0.320 | 0.291 | 0.242 | 0.508 | R 0.409 |
| 24. | 0.486 | 0.474 | R 0.693 | 2.25 | 2.00 | 0.869 | 0.460 | 0.400 | 0.450 | 0.292 | 0.270 | 0.257 | 0.447 | R 0.394 |
| 25. | 0.679 | 1.26 | R 0.680 | 7.51 | 1.95 | 0.755 | 0.563 | 0.351 | 1.40 | 0.275 | 0.318 | 0.234 | 0.398 | 0.390 |
| 26. | 0.926 | 1.61 | R 0.666 | 3.76 | 1.90 | 0.727 | 0.501 | 0.334 | 0.511 | 0.268 | 0.299 | 0.232 | 0.425 | 0.390 |
| 27. | 0.624 | 2.22 | 0.660 | 2.72 | 1.82 | 0.697 | 0.452 | 0.323 | 0.503 | 0.250 | 0.295 | 0.305 | 0.408 | 0.456 |
| 28. | 0.513 | 1.71 | 0.660 | 2.55 | 1.74 | 0.663 | 0.439 | 0.309 | 0.484 | 0.250 | 0.279 | 0.648 | 0.513 | 0.523 |
| 29. | 0.453 | 1.32 | 0.981 | 2.59 | 1.70 | 0.735 | 0.496 | 0.315 | 0.413 | 0.250 | 0.258 | 0.452 | 0.518 | 0.469 |
| 30. | 0.414 | 1.29 | 3.76 | | 1.65 | 1.07 | 0.476 | 0.326 | 0.576 | 0.253 | 0.250 | 0.398 | 0.479 | 0.409 |
| 31. | | 1.11 | 2.51 | | 1.53 | | 0.447 | | 0.539 | 0.245 | | 0.413 | | 0.390 |

## Hauptwerte

| | 1999 Nov | 1999 Dez | 2000 Jan | Feb | Mrz | Apr | Mai | Jun | Jul | Aug | Sep | Okt | Nov | Dez |
|---|---|---|---|---|---|---|---|---|---|---|---|---|---|---|
| Tag | 1. | 1. | 27.+ | 8. | 31. | 28. | 17. | 28. | 21. | 31. | 13. | 26. | 12. | 10. |
| NQ | 0.242 | 0.423 | 0.660 | 1.27 | 1.53 | 0.663 | 0.411 | 0.309 | 0.287 | 0.245 | 0.239 | 0.232 | 0.309 | 0.330 |
| MQ | 0.385 | 0.859 | 1.12 | 2.29 | 2.48 | 0.927 | 0.530 | 0.495 | 0.416 | 0.341 | 0.289 | 0.292 | 0.455 | 0.426 |
| HQ | 1.08 | 2.46 | 6.00 | 17.1 | 4.32 | 2.20 | 1.60 | 16.1 | 7.12 | 2.04 | 0.660 | 0.850 | 1.32 | 0.900 |
| Tag | 26. | 27. | 30. | 25. | 9. | 30. | 22. | 3. | 25. | 15. | 16. | 28. | 3. | 11. |
| $h_N$ mm | 70 | 99 | 55 | 100 | 87 | 39 | 47 | 65 | 102 | 63 | 59 | 57 | 55 | 45 |
| $h_A$ mm | 9 | 20 | 26 | 49 | 57 | 21 | 12 | 11 | 10 | 8 | 6 | 7 | 10 | 10 |
| | 1980/1999 | | 1981/2000 | | | | | | 20 Jahre | | | | | |
| Jahr | 1991 | 1983 | 1996 | 1996 | 1996 | 1996 | 1989 | 1993 | 1990 | 1990 | 1991 | 1991 | 1991 | 1983 |
| NQ | 0.193 | 0.270 | 0.320 | 0.238 | 0.320 | 0.323 | 0.328 | 0.250 | 0.224 | 0.169 | 0.153 | 0.164 | 0.193 | 0.270 |
| MNQ | 0.435 | 0.534 | 0.711 | 0.752 | 0.821 | 0.789 | 0.562 | 0.504 | 0.355 | 0.310 | 0.295 | 0.388 | 0.433 | 0.519 |
| MQ | 0.900 | 1.40 | 1.60 | 1.49 | 1.82 | 1.35 | 0.948 | 0.962 | 0.543 | 0.483 | 0.504 | 0.645 | 0.887 | 1.34 |
| MHQ | 4.75 | 7.42 | 8.59 | 6.58 | 6.13 | 4.32 | 4.90 | 8.91 | 3.80 | 4.59 | 3.67 | 4.11 | 4.74 | 7.24 |
| HQ | 29.0 | 22.4 | 31.7 | 23.6 | 18.0 | 20.7 | 21.8 | 76.1 | 7.38 | 26.1 | 15.2 | 14.1 | 29.0 | 22.4 |
| Jahr | 1984 | 1981 | 1995 | 1984 | 1987 | 1994 | 1984 | 1981 | 1987 | 1987 | 1998 | 1998 | 1984 | 1981 |
| | 1980/1999 | | 1981/2000 | | | | | | 20 Jahre | | | | | |
| $Mh_N$ mm | 67 | 73 | 62 | 47 | 61 | 52 | 73 | 80 | 73 | 64 | 73 | 63 | 66 | 72 |
| $Mh_A$ mm | 20 | 32 | 37 | 32 | 42 | 30 | 22 | 21 | 12 | 11 | 11 | 15 | 20 | 31 |

| | Abflussjahr (*) 2000 Jahr | Datum | Winter | Sommer | Kalenderjahr 2000 Jahr | Datum |
|---|---|---|---|---|---|---|
| NQ m³/s | 0.232 | am 26.10.2000 | 0.242 | 0.232 | 0.232 | am 26.10.2000 |
| MQ m³/s | 0.865 | | 1.34 | 0.394 | 0.834 | |
| HQ m³/s | 17.1 | am 25.02.2000 bei W= 234 cm | 17.1 | 16.1 | 17.1 | am 25.02.2000 bei W= 234 cm |
| Nq l/(s km²) | 2.00 | | 2.08 | 2.00 | 2.00 | |
| Mq l/(s km²) | 7.44 | | 11.5 | 3.39 | 7.18 | |
| Hq l/(s km²) | 147 | | 147 | 139 | 147 | |
| $h_N$ mm | 843 | | 450 | 393 | 774 | |
| $h_A$ mm | 235 | | 181 | 54 | 227 | |
| | 1981/2000 (*) 20 Jahre | | | | 1981/2000 | |
| NQ m³/s | 0.153 | am 04.09.1991 | 0.193 | 0.153 | 0.153 | am 04.09.1991 |
| MNQ m³/s | 0.240 | | 0.369 | 0.273 | 0.273 | |
| MQ m³/s | 1.05 | | 1.43 | 0.680 | 1.05 | |
| MHQ m³/s | 19.9 | | 15.8 | 14.1 | 19.3 | |
| HQ m³/s | 76.1 | am 04.06.1981 | 31.7 | 76.1 | 76.1 | am 04.06.1981 |
| $HQ_1$ m³/s | 12.9 | | 9.07 | 7.12 | 12.9 | |
| $HQ_5$ m³/s | 20.7 | | 19.0 | 15.2 | 20.7 | |
| MNq l/(s km²) | 2.07 | | 3.18 | 2.35 | 2.35 | |
| Mq l/(s km²) | 9.04 | | 12.3 | 5.85 | 9.04 | |
| MHq l/(s km²) | 171 | | 136 | 121 | 166 | |
| | 1981/2000 (*) 20 Jahre | | | | 1981/2000 | |
| $Mh_N$ mm | 789 | | 363 | 426 | 788 | |
| $Mh_A$ mm | 285 | | 194 | 93 | 286 | |

## Extremwerte

| | Niedrigwasser m³/s | l/(s km²) | Datum | Hochwasser m³/s | l/(s km²) | cm | Datum |
|---|---|---|---|---|---|---|---|
| 1 | 0.153 | 1.32 | 04.09.1991 | 76.1 | 655 | 276 | 04.06.1981 |
| 2 | 0.169 | 1.45 | 13.08.1990 | 46.0 | 396 | | 05.06.1979 |
| 3 | 0.171 | 1.47 | 12.08.1998 | 31.7 | 273 | 254 | 23.01.1995 |
| 4 | 0.180 | 1.55 | 23.10.1983 | 29.0 | 250 | 234 | 23.11.1984 |
| 5 | 0.193 | 1.66 | 17.08.1994 | 26.1 | 225 | 247 | 18.08.1987 |
| 6 | 0.200 | 1.72 | 11.09.1997 | 25.4 | 219 | 229 | 31.01.1982 |
| 7 | 0.200 | 1.72 | 26.08.1996 | 23.6 | 203 | 226 | 07.02.1984 |
| 8 | 0.206 | 1.77 | 29.08.1993 | 23.0 | 198 | 242 | 02.01.1987 |
| 9 | 0.224 | 1.93 | 22.08.1989 | 22.4 | 193 | 224 | 04.12.1981 |
| 10 | 0.232 | 2.00 | 26.10.2000 | 21.8 | 188 | 223 | 30.05.1984 |

## Dauertabelle

Unterschrittene Abflüsse m³/s

| Unterschreitungsdauer in Tagen | Abflussjahr (*) 2000 | Kalenderjahr 2000 | 1981/2000 20 Kalenderjahre Obere Hüllwerte | Mittlere Werte | Untere Hüllwerte |
|---|---|---|---|---|---|
| (365) | 7.51 | 7.51 | | | |
| 364 | 7.51 | 7.51 | 23.6 | 9.70 | 3.12 |
| 363 | 3.76 | 3.76 | 23.6 | 8.12 | 2.98 |
| 362 | 3.75 | 3.75 | 23.6 | 6.64 | 2.96 |
| 361 | 3.60 | 3.60 | 10.3 | 5.84 | 2.60 |
| 360 | 3.30 | 3.30 | 9.90 | 5.26 | 2.58 |
| 359 | 3.26 | 3.26 | 9.50 | 4.95 | 2.26 |
| 358 | 3.06 | 3.06 | 8.76 | 4.60 | 2.22 |
| 357 | 3.03 | 3.03 | 8.50 | 4.34 | 2.21 |
| 356 | 2.90 | 2.90 | 8.12 | 4.08 | 2.16 |
| 350 | 2.68 | 2.68 | 6.64 | 3.22 | 1.78 |
| 340 | 2.53 | 2.53 | 4.97 | 2.60 | 1.56 |
| 330 | 2.25 | 2.25 | 4.05 | 2.20 | 1.34 |
| 320 | 1.95 | 1.93 | 3.55 | 1.87 | 1.18 |
| 300 | 1.44 | 1.36 | 2.74 | 1.51 | 0.977 |
| 270 | 0.955 | 0.855 | 2.17 | 1.19 | 0.745 |
| 240 | 0.753 | 0.680 | 1.74 | 0.967 | 0.581 |
| 210 | 0.624 | 0.518 | 1.50 | 0.810 | 0.494 |
| 183 | 0.486 | 0.456 | 1.35 | 0.693 | 0.443 |
| 150 | 0.414 | 0.411 | 1.18 | 0.548 | 0.381 |
| 130 | 0.384 | 0.391 | 1.12 | 0.481 | 0.327 |
| 120 | 0.361 | 0.371 | 1.09 | 0.453 | 0.320 |
| 110 | 0.345 | 0.361 | 1.06 | 0.421 | 0.311 |
| 100 | 0.334 | 0.347 | 1.03 | 0.399 | 0.309 |
| 90 | 0.323 | 0.336 | 0.980 | 0.380 | 0.280 |
| 80 | 0.313 | 0.326 | 0.980 | 0.354 | 0.261 |
| 70 | 0.301 | 0.315 | 0.920 | 0.331 | 0.253 |
| 60 | 0.294 | 0.299 | 0.920 | 0.317 | 0.241 |
| 50 | 0.279 | 0.291 | 0.900 | 0.302 | 0.230 |
| 40 | 0.266 | 0.272 | 0.860 | 0.291 | 0.220 |
| 30 | 0.254 | 0.258 | 0.800 | 0.271 | 0.212 |
| 25 | 0.251 | 0.252 | 0.780 | 0.261 | 0.212 |
| 20 | 0.251 | 0.251 | 0.780 | 0.253 | 0.204 |
| 15 | 0.251 | 0.251 | 0.720 | 0.245 | 0.201 |
| 10 | 0.251 | 0.251 | 0.701 | 0.231 | 0.189 |
| 9 | 0.251 | 0.251 | 0.697 | 0.228 | 0.189 |
| 8 | 0.250 | 0.251 | 0.696 | 0.225 | 0.189 |
| 7 | 0.245 | 0.250 | 0.691 | 0.221 | 0.178 |
| 6 | 0.243 | 0.245 | 0.684 | 0.214 | 0.176 |
| 5 | 0.243 | 0.243 | 0.682 | 0.209 | 0.174 |
| 4 | 0.242 | 0.242 | 0.675 | 0.201 | 0.164 |
| 3 | 0.239 | 0.239 | 0.674 | 0.201 | 0.164 |
| 2 | 0.238 | 0.238 | 0.673 | 0.200 | 0.163 |
| 1 | 0.234 | 0.234 | 0.665 | 0.189 | 0.154 |
| 0 | 0.232 | 0.232 | 0.641 | 0.153 | 0.153 |

(*) Abflussjahr: 1.11. des Vorjahres bis 31.10.

2000 Randeis an 9 Tagen

HQ1 und HQ5 aus Jahresreihe 1987 / 2000 ermittelt

Extremwerte ab 1973 vom Pegel Mörshausen übertragen

HLUG Wiesbaden

$A_{Eo}$ : 125.00 km²
PNP : NN+430.44 m
Lage : 153.50 km oberhalb der Mündung rechts

# Q
m³/s

Pegel : Muesse Nr. 4281319000100
Gewässer : Eder
Gebiet : Fulda

## Tageswerte

| Tag | 1999 Nov | 1999 Dez | 2000 Jan | Feb | Mrz | Apr | Mai | Jun | Jul | Aug | Sep | Okt | Nov | Dez |
|---|---|---|---|---|---|---|---|---|---|---|---|---|---|---|
| 1. | 0.809 | 6.06 | 3.83 | 17.9 | 14.6 | 2.04 | 0.725 | 0.727 | 0.343 | 2.54 | 0.780 | 2.26 | 2.53 | 2.93 |
| 2. | 1.25 | 5.78 | 3.71 | 13.0 | 14.4 | 2.22 | 0.733 | 0.619 | 0.331 | 2.20 | 1.18 | 2.23 | 3.85 | 3.05 |
| 3. | 1.26 | 5.72 | 3.98 | 8.99 | 23.0 | 1.89 | 0.890 | 0.792 | 0.396 | 1.91 | 1.69 | 1.95 | 3.63 | 2.67 |
| 4. | 1.11 | 5.63 | 6.77 | 6.68 | 26.2 | 1.74 | 0.724 | 1.60 | 0.342 | 2.14 | 1.14 | 1.82 | 3.41 | 2.40 |
| 5. | 1.08 | 4.70 | 13.3 | 6.17 | 14.3 | 1.61 | 0.611 | 1.06 | 0.799 | 1.50 | 0.969 | 1.72 | 3.05 | 2.22 |
| 6. | 1.12 | 4.47 | 12.5 | 4.69 | 9.49 | 1.46 | 0.546 | 1.32 | 1.03 | 1.28 | 0.948 | 1.83 | 2.82 | 2.11 |
| 7. | 1.18 | 9.38 | 9.67 | 4.66 | 7.38 | 1.34 | 0.545 | 1.76 | 0.597 | 1.18 | 2.38 | 1.69 | 2.55 | 2.20 |
| 8. | 1.88 | 16.2 | 7.45 | 6.06 | 8.90 | 1.32 | 0.674 | 1.36 | 0.839 | 1.13 | 1.78 | 1.51 | 2.37 | 2.78 |
| 9. | 1.45 | 17.5 | 6.37 | 7.27 | 15.1 | 1.32 | 0.815 | 1.27 | 0.692 | 1.06 | 1.55 | 1.93 | 2.75 | 2.40 |
| 10. | 1.41 | 15.0 | 5.22 | 7.79 | 16.3 | 1.28 | 0.615 | 1.13 | 1.28 | 0.973 | 1.46 | 1.94 | 2.11 | 2.96 |
| 11. | 1.69 | 13.4 | 4.34 | 8.12 | 13.4 | 1.21 | 0.579 | 1.04 | 1.23 | 0.828 | 1.32 | 2.42 | 1.84 | 3.88 |
| 12. | 1.55 | 28.6 | 3.75 | 7.00 | 9.88 | 1.43 | 0.500 | 0.955 | 1.52 | 0.773 | 1.22 | 2.12 | 1.83 | 6.71 |
| 13. | 1.45 | 37.6 | 3.24 | 7.56 | 7.83 | 1.36 | 0.460 | 0.878 | 1.13 | 0.722 | 1.12 | 2.16 | 4.00 | 8.04 |
| 14. | 1.42 | 22.5 | 2.83 | 6.24 | 7.06 | 1.30 | 0.448 | 0.727 | 1.78 | 0.691 | 1.07 | 2.08 | 3.33 | 8.93 |
| 15. | 1.30 | 13.6 | 2.43 | 7.59 | 5.98 | 1.33 | 0.388 | 0.760 | 2.20 | 0.671 | 1.02 | 1.97 | 3.44 | 9.27 |
| 16. | 1.22 | 9.07 | 2.08 | 8.74 | 6.16 | 1.37 | 0.378 | 0.716 | 2.99 | 0.646 | 1.89 | 1.85 | 3.32 | 9.13 |
| 17. | 1.22 | 6.57 | 2.18 | 8.75 | 6.99 | 1.17 | 0.471 | 0.611 | 2.65 | 0.564 | 1.84 | 1.69 | 3.10 | 8.22 |
| 18. | 1.23 | 5.41 | 2.68 | 7.56 | 8.93 | 1.03 | 0.524 | 0.538 | 2.23 | 0.543 | 1.35 | 1.54 | 2.93 | 6.62 |
| 19. | 1.18 | 4.15 | 2.30 | 6.68 | 9.41 | 1.07 | 0.672 | 0.458 | 2.02 | 2.69 | 1.21 | 1.51 | 2.99 | 5.25 |
| 20. | 1.10 | 3.39 | 2.17 | 5.46 | 8.12 | 0.998 | 1.23 | 0.459 | 1.69 | 1.82 | 1.12 | 1.46 | 3.01 | 4.11 |
| 21. | 1.01 | 2.80 | 2.61 | 4.44 | 6.46 | 0.922 | 0.816 | 0.394 | 1.36 | 2.26 | 2.39 | 1.29 | 2.57 | 3.26 |
| 22. | 1.02 | 2.42 | 2.50 | 3.92 | 5.08 | 0.845 | 0.822 | 0.573 | 1.18 | 1.53 | 1.99 | 1.21 | 2.85 | 2.75 |
| 23. | 1.08 | 2.25 | 2.33 | 3.38 | 4.05 | 0.828 | 0.766 | 0.517 | 1.06 | 1.34 | 1.71 | 1.16 | 2.89 | 2.32 |
| 24. | 1.48 | 2.32 | 2.26 | 4.03 | 3.39 | 1.17 | 0.631 | 0.552 | 1.43 | 1.32 | 1.68 | 1.29 | 2.72 | 2.24 |
| 25. | 1.90 | 10.6 | 3.68 | 15.2 | 3.24 | 1.02 | 1.20 | 0.548 | 2.94 | 1.15 | 1.99 | 1.15 | 2.61 | 2.15 |
| 26. | 3.25 | 13.6 | 4.21 | 17.4 | 3.01 | 0.889 | 1.05 | 0.512 | 2.40 | 1.05 | 1.72 | 1.23 | 2.91 | 1.89 |
| 27. | 4.19 | 11.9 | 1.71 | 11.8 | 2.77 | 0.817 | 0.809 | 0.432 | 2.25 | 1.05 | 1.59 | 1.29 | 2.98 | 1.81 |
| 28. | 5.22 | 9.07 | 1.62 | 9.70 | 2.40 | 0.747 | 0.738 | 0.388 | 2.71 | 1.06 | 1.77 | 1.77 | 3.14 | 2.30 |
| 29. | 5.04 | 6.93 | 4.93 | 10.1 | 2.15 | 0.762 | 0.830 | 0.362 | 3.21 | 0.840 | 2.94 | 1.53 | 2.99 | 1.81 |
| 30. | 4.76 | 5.43 | 27.3 | | 2.06 | 0.735 | 0.902 | 0.318 | 3.27 | 0.743 | 1.89 | 1.71 | 2.95 | 1.68 |
| 31. | | 4.42 | 21.8 | | 2.00 | | 0.807 | | 2.95 | 0.691 | | 2.28 | | 1.57 |

## Hauptwerte

| | 1999 Nov | 1999 Dez | 2000 Jan | Feb | Mrz | Apr | Mai | Jun | Jul | Aug | Sep | Okt | Nov | Dez |
|---|---|---|---|---|---|---|---|---|---|---|---|---|---|---|
| Tag | 1. | 23. | 28. | 23. | 31. | 30. | 16. | 30. | 2. | 18. | 1. | 25. | 12. | 31. |
| NQ | 0.809 | 2.25 | 1.62 | 3.38 | 2.00 | 0.735 | 0.378 | 0.318 | 0.331 | 0.543 | 0.780 | 1.15 | 1.83 | 1.57 |
| MQ | 1.83 | 9.89 | 5.67 | 8.17 | 8.71 | 1.24 | 0.706 | 0.779 | 1.64 | 1.26 | 1.56 | 1.73 | 2.92 | 3.86 |
| HQ | 5.63 | 43.7 | 30.7 | 20.3 | 33.1 | 2.40 | 1.81 | 2.25 | 4.43 | 5.22 | 4.43 | 3.03 | 5.42 | 10.1 |
| Tag | 28. | 13. | 30. | 1. | 3. | 1. | 2. | 3. | 25. | 19. | 29. | 1. | 1. | 14. |
| $h_N$ mm | 77 | 261 | 111 | 185 | 156 | 46 | 93 | 65 | 154 | 74 | 112 | 80 | 92 | 104 |
| $h_A$ mm | 38 | 212 | 121 | 164 | 187 | 26 | 15 | 16 | 35 | 27 | 32 | 37 | 60 | 83 |

| | 1949/1999 | | 1950/2000 51 Kalenderjahre | | | | | | | | | | | |
|---|---|---|---|---|---|---|---|---|---|---|---|---|---|---|
| Jahr | 1971 | 1959 | 1964 | 1996 | 1996 | 1974 | 1954 | 1976 | 1959 | 1976 | 1959 | 1959 | 1971 | 1959 |
| NQ | 0.176 | 0.200 | 0.315 | 0.188 | 0.383 | 0.346 | 0.265 | 0.169 | 0.086 | 0.059 | 0.112 | 0.112 | 0.176 | 0.200 |
| MNQ | 1.22 | 1.61 | 1.48 | 1.44 | 1.56 | 1.39 | 0.798 | 0.572 | 0.638 | 0.560 | 0.628 | 0.915 | 1.25 | 1.60 |
| MQ | 3.98 | 6.07 | 5.59 | 4.58 | 5.10 | 3.81 | 1.83 | 1.53 | 1.77 | 1.47 | 1.85 | 2.79 | 4.01 | 6.01 |
| MHQ | 14.5 | 23.9 | 22.8 | 16.7 | 19.3 | 10.5 | 5.41 | 6.18 | 7.43 | 6.72 | 7.64 | 10.5 | 14.5 | 23.6 |
| HQ | 45.1 | 64.2 | 59.7 | 44.8 | 56.2 | 31.5 | 31.4 | 48.0 | 31.5 | 33.3 | 47.1 | 64.9 | 45.1 | 64.2 |
| Jahr | 1991 | 1965 | 1995 | 1980 | 1999 | 1962 | 1984 | 1961 | 1954 | 1977 | 1957 | 1998 | 1991 | 1965 |
| $Mh_N$ mm | 123 | 151 | 143 | 100 | 105 | 81 | 81 | 93 | 106 | 98 | 100 | 109 | 123 | 150 |
| $Mh_A$ mm | 82 | 130 | 120 | 89 | 109 | 79 | 39 | 32 | 38 | 32 | 38 | 60 | 83 | 129 |

| | | Abflussjahr (*) 2000 Jahr | Datum | Winter | Sommer | Kalenderjahr 2000 Jahr | Datum |
|---|---|---|---|---|---|---|---|
| NQ | m³/s | 0.318 | am 30.06.2000 | 0.735 | 0.318 | 0.318 | am 30.06.2000 |
| MQ | m³/s | 3.60 | | 5.94 | 1.28 | 3.18 | |
| HQ | m³/s | 43.7 | am 13.12.1999 bei W = 168 cm | 43.7 | 5.22 | 33.1 | am 3.03.2000 bei W = 152 cm |
| Nq | l/(skm²) | 2.54 | | 5.88 | 2.54 | 2.54 | |
| Mq | l/(skm²) | 28.8 | | 47.5 | 10.2 | 25.4 | |
| Hq | l/(skm²) | 350 | | 350 | 41.7 | 264 | |
| $h_N$ | mm | 1414 | | 836 | 578 | 1272 | |
| $h_A$ | mm | 910 | | 747 | 163 | 803 | |

| | | 1950/2000 (*) 51 Jahre | | | | 1950/2000 | |
|---|---|---|---|---|---|---|---|
| NQ | m³/s | 0.059 | am 26.08.1976 | 0.176 | 0.059 | 0.059 | am 26.08.1976 |
| MNQ | m³/s | 0.306 | | 0.687 | 0.323 | 0.318 | |
| MQ | m³/s | 3.36 | | 4.87 | 1.88 | 3.36 | |
| MHQ | m³/s | 37.3 | | 35.6 | 17.7 | 37.0 | |
| HQ | m³/s | 64.9 | am 28.10.1998 bei W = 194 cm | 64.2 | 64.9 | 64.9 | am 28.10.1998 bei W = 194 cm |
| $HQ_1$ | m³/s | | | | | | |
| $HQ_5$ | m³/s | | | | | | |
| MNq | l/(skm²) | 2.45 | | 5.49 | 2.58 | 2.54 | |
| Mq | l/(skm²) | 26.9 | | 38.9 | 15.0 | 26.9 | |
| MHq | l/(skm²) | 298 | | 285 | 141 | 296 | |
| $Mh_N$ | mm | 1290 | | 704 | 584 | 1289 | |
| $Mh_A$ | mm | 848 | | 610 | 239 | 848 | |

## Extremwerte

| | Niedrigwasser (n) m³/s | l/(skm²) | Datum | Hochwasser m³/s | l/(skm²) | cm | Datum |
|---|---|---|---|---|---|---|---|
| 1 | 0.059 | 0.472 | 26.08.1976 | 64.9 | 520 | 194 | 28.10.1998 |
| 2 | 0.086 | 0.692 | 30.07.1959 | 64.2 | 514 | 183 | 19.12.1965 |
| 3 | 0.124 | 0.988 | 16.08.1975 | 63.1 | 505 | 182 | 6.12.1965 |
| 4 | 0.150 | 1.20 | 13.10.1971 | 59.7 | 477 | 188 | 30.01.1995 |
| 5 | 0.165 | 1.32 | 25.08.1989 | 58.8 | 470 | 187 | 23.01.1995 |
| 6 | 0.165 | 1.32 | 3.09.1991 | 56.2 | 450 | 184 | 2.03.1999 |
| 7 | 0.169 | 1.35 | 12.09.1973 | 52.9 | 423 | 180 | 31.12.1993 |
| 8 | 0.173 | 1.38 | 27.07.1952 | 49.8 | 398 | 169 | 2.12.1961 |
| 9 | 0.175 | 1.40 | 15.08.1986 | 49.8 | 398 | 169 | 5.12.1960 |
| 10 | 0.188 | 1.50 | 29.06.1988 | 48.0 | 384 | 167 | 7.06.1961 |

## Dauertabelle

| Unterschreitungsdauer in Tagen | Unterschrittene Abflüsse m³/s: Abflussjahr (*) 2000 | Kalenderjahr 2000 | 1950/2000 51 Kalenderjahre: Obere Hüllkurve | Mittlere Werte | Untere Hüllkurve |
|---|---|---|---|---|---|
| 364 | 37.6 | 27.3 | 60.8 | 32.4 | 13.5 |
| 363 | 28.6 | 26.1 | 51.5 | 27.4 | 12.5 |
| 362 | 27.3 | 23.0 | 39.7 | 24.2 | 12.0 |
| 361 | 26.1 | 21.8 | 36.0 | 22.1 | 10.4 |
| 360 | 23.0 | 17.9 | 34.5 | 20.5 | 9.99 |
| 359 | 22.5 | 17.4 | 34.1 | 19.0 | 8.24 |
| 358 | 21.8 | 16.3 | 33.9 | 17.7 | 7.76 |
| 357 | 17.9 | 15.2 | 32.9 | 16.8 | 7.48 |
| 356 | 17.5 | 15.1 | 32.7 | 16.1 | 7.28 |
| 350 | 15.0 | 13.0 | 19.8 | 13.0 | 5.51 |
| 340 | 12.5 | 9.13 | 15.2 | 9.95 | 3.94 |
| 330 | 9.38 | 8.04 | 14.2 | 8.10 | 3.50 |
| 320 | 7.83 | 7.00 | 11.9 | 6.84 | 2.88 |
| 300 | 6.16 | 4.67 | 8.46 | 5.26 | 1.74 |
| 270 | 3.83 | 3.05 | 5.95 | 3.77 | 1.21 |
| 240 | 2.40 | 2.61 | 4.87 | 2.83 | 0.946 |
| 210 | 1.99 | 2.20 | 4.29 | 2.18 | 0.497 |
| 183 | 1.71 | 1.89 | 3.71 | 1.75 | 0.373 |
| 150 | 1.36 | 1.54 | 3.04 | 1.37 | 0.297 |
| 130 | 1.25 | 1.33 | 2.45 | 1.20 | 0.262 |
| 120 | 1.21 | 1.28 | 2.37 | 1.11 | 0.250 |
| 110 | 1.15 | 1.21 | 2.27 | 1.03 | 0.233 |
| 100 | 1.10 | 1.14 | 2.18 | 0.946 | 0.221 |
| 90 | 1.05 | 1.06 | 2.12 | 0.860 | 0.201 |
| 80 | 0.973 | 0.998 | 1.97 | 0.783 | 0.191 |
| 70 | 0.840 | 0.845 | 1.87 | 0.705 | 0.180 |
| 60 | 0.809 | 0.809 | 1.79 | 0.624 | 0.164 |
| 50 | 0.743 | 0.743 | 1.69 | 0.543 | 0.136 |
| 40 | 0.692 | 0.692 | 1.49 | 0.466 | 0.136 |
| 30 | 0.611 | 0.611 | 1.35 | 0.401 | 0.124 |
| 25 | 0.564 | 0.564 | 1.30 | 0.370 | 0.112 |
| 20 | 0.543 | 0.543 | 1.25 | 0.331 | 0.112 |
| 15 | 0.500 | 0.500 | 1.11 | 0.289 | 0.112 |
| 10 | 0.448 | 0.448 | 0.873 | 0.247 | 0.112 |
| 9 | 0.432 | 0.432 | 0.840 | 0.234 | 0.112 |
| 8 | 0.396 | 0.396 | 0.805 | 0.227 | 0.112 |
| 7 | 0.394 | 0.394 | 0.796 | 0.222 | 0.112 |
| 6 | 0.388 | 0.388 | 0.788 | 0.212 | 0.112 |
| 5 | 0.388 | 0.388 | 0.779 | 0.198 | 0.112 |
| 4 | 0.378 | 0.378 | 0.770 | 0.188 | 0.105 |
| 3 | 0.362 | 0.362 | 0.732 | 0.176 | 0.100 |
| 2 | 0.343 | 0.343 | 0.710 | 0.164 | 0.086 |
| 1 | 0.342 | 0.342 | 0.670 | 0.134 | 0.086 |
| 0 | 0.318 | 0.318 | 0.640 | 0.059 | 0.059 |

(*) Abflussjahr: 1.11. des Vorjahres bis 1.11.

$A_{Eo}$ : 490 km²
PNP : NN + 298.22 m
Lage: 110.0 km oberhalb der Mündung, links

Q
m³/s

Pegel : Auhammer Nr. 42810204
Gewässer : Eder
Gebiet : Fulda

## Tageswerte

| Tag | 1999 Nov | 1999 Dez | 2000 Jan | Feb | Mrz | Apr | Mai | Jun | Jul | Aug | Sep | Okt | Nov | Dez |
|---|---|---|---|---|---|---|---|---|---|---|---|---|---|---|
| 1. | 2.31 | 13.0 | 15.7 | 56.9 | 43.9 | 7.76 | 3.34 | 2.09 | 2.20 | 5.41 | 1.81 | 5.72 | 7.13 | 10.1 |
| 2. | 2.28 | 15.3 | 14.3 | 43.6 | 49.0 | 8.27 | 3.15 | 1.90 | 2.20 | 4.85 | 2.49 | 6.30 | 12.2 | 9.97 |
| 3. | 3.36 | 13.9 | 13.8 | 32.5 | 57.0 | 7.53 | 3.61 | 1.95 | 2.27 | 4.37 | 3.20 | 5.45 | 11.9 | 8.90 |
| 4. | 2.86 | 15.4 | 17.3 | 24.8 | 79.4 | 7.09 | 3.31 | 7.28 | 2.36 | 4.79 | 3.03 | 4.88 | 11.2 | 7.85 |
| 5. | 2.66 | 13.3 | 34.8 | 21.9 | 52.3 | 6.60 | 2.98 | 4.54 | 2.34 | 3.86 | 2.33 | 4.66 | 9.86 | 7.16 |
| 6. | 2.76 | 12.1 | 38.5 | 18.0 | 35.9 | 5.95 | 2.80 | 4.64 | 2.83 | 3.30 | 2.10 | 4.68 | 8.79 | 6.53 |
| 7. | 2.81 | 16.7 | 32.4 | 16.9 | 27.9 | 5.58 | 2.66 | 4.59 | 2.50 | 3.10 | 3.40 | 4.42 | 7.84 | 6.57 |
| 8. | 3.15 | 34.5 | 26.7 | 17.7 | 28.0 | 5.09 | 2.57 | 4.58 | 2.42 | 2.98 | 5.40 | 3.99 | 7.11 | 7.08 |
| 9. | 3.45 | 41.7 | 23.1 | 23.6 | 48.4 | 5.00 | 2.99 | 3.78 | 2.52 | 2.78 | 3.92 | 4.42 | 7.54 | 7.47 |
| 10. | 3.06 | 41.9 | 19.4 | 23.8 | 60.8 | 4.84 | 2.74 | 3.48 | 2.74 | 2.46 | 3.59 | 4.49 | 6.56 | 7.48 |
| 11. | 3.42 | 35.6 | 16.4 | 24.8 | 48.4 | 4.61 | 2.64 | 3.23 | 3.24 | 2.29 | 3.46 | 6.00 | 5.75 | 12.1 |
| 12. | 3.63 | 75.9 | 14.2 | 22.2 | 36.7 | 4.97 | 2.48 | 3.23 | 3.56 | 2.21 | 3.31 | 7.58 | 5.37 | 16.0 |
| 13. | 3.41 | 118 | 12.5 | 24.0 | 29.6 | 5.14 | 2.15 | 2.84 | 3.19 | 2.02 | 3.09 | 7.14 | 9.13 | 20.3 |
| 14. | 3.36 | 85.4 | 11.1 | 22.7 | 25.0 | 4.68 | 2.02 | 2.53 | 3.24 | 1.84 | 2.82 | 6.84 | 10.4 | 23.1 |
| 15. | 3.42 | 52.2 | 9.49 | 23.5 | 23.2 | 4.61 | 1.90 | 2.37 | 3.92 | 1.77 | 2.68 | 6.39 | 10.3 | 25.1 |
| 16. | 3.14 | 35.0 | 8.10 | 28.3 | 22.5 | 4.74 | 1.90 | 2.49 | 5.06 | 1.85 | 2.93 | 5.97 | 10.3 | 27.1 |
| 17. | 3.06 | 26.3 | 7.36 | 29.4 | 25.1 | 4.31 | 1.90 | 2.15 | 4.61 | 1.74 | 4.96 | 5.46 | 9.35 | 24.8 |
| 18. | 3.17 | 21.5 | 8.24 | 26.6 | 31.8 | 4.02 | 1.90 | 2.06 | 4.12 | 1.51 | 3.66 | 4.85 | 8.51 | 20.6 |
| 19. | 3.22 | 17.1 | 9.36 | 24.2 | 34.1 | 4.04 | 1.92 | 2.11 | 3.61 | 3.91 | 3.20 | 4.49 | 8.01 | 17.5 |
| 20. | 2.95 | 14.0 | 9.26 | 22.3 | 30.4 | 3.86 | 2.15 | 2.05 | 3.52 | 6.10 | 2.93 | 4.30 | 9.30 | 14.8 |
| 21. | 2.80 | 11.7 | R 9.79 | 19.1 | 24.7 | 3.59 | 2.25 | 2.05 | 3.03 | 5.10 | 4.16 | 3.97 | 8.03 | R 12.2 |
| 22. | 2.75 | 10.1 | R 10.1 | 16.9 | 19.8 | 3.36 | 2.22 | 2.05 | 2.72 | 4.13 | 6.28 | 3.55 | 8.56 | R 10.5 |
| 23. | 2.75 | 8.98 | R 9.63 | 14.7 | 16.2 | 3.26 | 2.20 | 2.20 | 2.52 | 3.50 | 5.05 | 3.23 | 9.82 | R 9.17 |
| 24. | 3.81 | 8.29 | R 8.26 | 13.7 | 13.2 | 3.83 | 2.10 | 2.36 | 2.52 | 3.26 | 4.81 | 3.40 | 9.56 | R 8.21 |
| 25. | 5.34 | 28.2 | R 7.68 | 37.8 | 11.8 | 4.12 | 2.36 | 2.38 | 5.08 | 2.94 | 5.03 | 3.24 | 9.10 | R 7.43 |
| 26. | 8.51 | 49.6 | 7.19 | 59.7 | 11.1 | 3.52 | 3.06 | 2.37 | 6.45 | 2.69 | 5.24 | 3.26 | 9.34 | 6.73 |
| 27. | 12.1 | 48.2 | 6.78 | 42.4 | 10.5 | 3.22 | 2.27 | 2.25 | 4.72 | 2.46 | 4.52 | 3.37 | 9.58 | 6.14 |
| 28. | 13.7 | 38.1 | 6.29 | 32.7 | 9.69 | 3.11 | 2.04 | 2.20 | 4.99 | 2.49 | 4.27 | 4.03 | 9.84 | R 5.77 |
| 29. | 13.8 | 29.5 | 9.13 | 32.5 | 8.77 | 3.36 | 2.07 | 2.26 | 5.76 | 2.33 | 7.36 | 4.19 | 10.8 | R 5.55 |
| 30. | 12.6 | 23.3 | 78.2 | | 8.32 | 3.45 | 2.66 | 2.20 | 6.12 | 2.11 | 5.89 | 4.34 | 10.4 | 5.16 |
| 31. | | 18.8 | 69.5 | | 8.00 | | 2.41 | | 6.06 | 1.98 | | 6.81 | | 4.93 |

## Hauptwerte

| | 1999 Nov | 1999 Dez | 2000 Jan | Feb | Mrz | Apr | Mai | Jun | Jul | Aug | Sep | Okt | Nov | Dez |
|---|---|---|---|---|---|---|---|---|---|---|---|---|---|---|
| Tag | 2. | 24. | 28. | 24. | 31. | 28. | 15.+ | 2. | 1.+ | 18. | 1. | 23. | 12. | 31. |
| NQ | 2.28 | 8.29 | 6.29 | 13.7 | 8.00 | 3.11 | 1.90 | 1.90 | 2.20 | 1.51 | 1.81 | 3.23 | 5.37 | 4.93 |
| MQ | 4.66 | 31.4 | 18.2 | 27.5 | 30.1 | 4.78 | 2.48 | 2.87 | 3.63 | 3.10 | 3.90 | 4.88 | 9.05 | 11.7 |
| HQ | 15.2 | 127 | 93.3 | 64.4 | 84.6 | 8.55 | 4.30 | 10.7 | 7.90 | 7.90 | 9.25 | 8.55 | 14.4 | 28.5 |
| Tag | 27. | 13. | 30. | 26. | 4. | 2. | 3. | 4. | 26. | 19. | 29. | 11. | 2. | 16. |
| $h_N$ mm | 71 | 225 | 98 | 158 | 141 | 42 | 79 | 66 | 136 | 66 | 102 | 73 | 87 | 90 |
| $h_A$ mm | 25 | 172 | 100 | 141 | 165 | 25 | 14 | 15 | 20 | 17 | 21 | 27 | 48 | 64 |

| | 1959/1999 | | 1960/2000 (41 Jahre) | | | | | | | | | | | |
|---|---|---|---|---|---|---|---|---|---|---|---|---|---|---|
| Jahr | 1959 | 1959 | 1972 | 1963 | 1963 | 1974 | 1976 | 1964 | 1976 | 1976 | 1976 | 1971 | 1983 | 1978 |
| NQ | 0.350 | 0.250 | 1.00 | 0.800 | 1.02 | 1.00 | 0.800 | 0.600 | 0.360 | 0.160 | 0.160 | 0.240 | 0.420 | 0.360 |
| MNQ | 3.66 | 5.40 | 4.98 | 5.26 | 5.03 | 4.99 | 2.65 | 1.96 | 1.90 | 1.52 | 1.50 | 2.37 | 3.79 | 5.51 |
| MQ | 12.5 | 20.2 | 18.6 | 14.8 | 17.1 | 12.8 | 6.06 | 4.61 | 4.83 | 3.57 | 4.17 | 7.65 | 12.7 | 20.4 |
| MHQ | 43.7 | 83.6 | 83.9 | 54.7 | 62.7 | 31.9 | 16.4 | 15.6 | 17.1 | 14.1 | 15.7 | 29.1 | 44.0 | 83.6 |
| HQ | 150 | 228 | 260 | 204 | 224 | 106 | 132 | 83.5 | 125 | 93.2 | 99.7 | 273 | 150 | 228 |
| Jahr | 1984 | 1965 | 1995 | 1980 | 1981 | 1986 | 1984 | 1984 | 1980 | 1969 | 1998 | 1998 | 1984 | 1965 |

| | 1959/1999 | | 1960/2000 (41 Jahre) | | | | | | | | | | | |
|---|---|---|---|---|---|---|---|---|---|---|---|---|---|---|
| $Mh_N$ mm | 113 | 140 | 128 | 88 | 98 | 77 | 77 | 87 | 93 | 84 | 85 | 97 | 114 | 139 |
| $Mh_A$ mm | 66 | 111 | 102 | 76 | 94 | 68 | 33 | 24 | 26 | 20 | 22 | 42 | 67 | 111 |

| | Abflussjahr (*) 2000 Jahr | Datum | Winter | Sommer | Kalenderjahr 2000 Jahr | Datum |
|---|---|---|---|---|---|---|
| NQ m³/s | 1.51 | am 18.08.2000 | 2.28 | 1.51 | 1.51 | am 18.08.2000 |
| MQ m³/s | 11.4 | | 19.5 | 3.48 | 10.1 | |
| HQ m³/s | 127 | am 13.12.1999 bei W= 243 cm | 127 | 10.7 | 93.3 | am 30.01.2000 bei W= 215 cm |
| Nq l/(s km²) | 3.08 | | 4.66 | 3.08 | 3.08 | |
| Mq l/(s km²) | 23.4 | | 39.8 | 7.10 | 20.7 | |
| Hq l/(s km²) | 259 | | 259 | 21.9 | 191 | |
| $h_N$ mm | 1257 | | 735 | 522 | 1138 | |
| $h_A$ mm | 737 | | 626 | 113 | 655 | |
| | 1960/2000 (*) 41 Jahre | | | | 1960/2000 | |
| NQ m³/s | 0.160 | am 23.08.1976 | 0.250 | 0.160 | 0.160 | am 23.08.1976 |
| MNQ m³/s | 0.828 | | 2.18 | 0.926 | 0.889 | |
| MQ m³/s | 10.6 | | 16.1 | 5.16 | 10.6 | |
| MHQ m³/s | 136 | | 130 | 45.3 | 137 | |
| HQ m³/s | 273 | am 28.10.1998 bei W= 331 cm | 260 | 273 | 273 | am 28.10.1998 bei W= 331 cm |
| $HQ_1$ m³/s | 65.3 | | 59.4 | | 65.3 | |
| $HQ_5$ m³/s | 145 | | 133 | 26.8 | 145 | |
| MNq l/(s km²) | 1.69 | | 4.45 | 1.89 | 1.82 | |
| Mq l/(s km²) | 21.6 | | 32.9 | 10.5 | 21.6 | |
| MHq l/(s km²) | 278 | | 265 | 92.5 | 280 | |
| | 1960/2000 (*) 41 Jahre | | | | 1960/2000 | |
| $Mh_N$ mm | 1166 | | 645 | 521 | 1166 | |
| $Mh_A$ mm | 683 | | 517 | 168 | 684 | |

## Extremwerte

| | Niedrigwasser m³/s | l/(s km²) | Datum | Hochwasser m³/s | l/(s km²) | cm | Datum |
|---|---|---|---|---|---|---|---|
| 1 | 0.160 | 0.327 | 23.08.1976 | 273 | 557 | 331 | 28.10.1998 |
| 2 | 0.180 | 0.368 | 10.08.1975 | 260 | 531 | 318 | 23.01.1995 |
| 3 | 0.180 | 0.368 | 09.09.1973 | 230 | 470 | 305 | 20.01.1986 |
| 4 | 0.240 | 0.490 | 08.10.1971 | 228 | 466 | 315 | 19.12.1965 |
| 5 | 0.250 | 0.511 | 11.12.1959 | 224 | 457 | 308 | 10.03.1981 |
| 6 | 0.352 | 0.719 | 05.09.1991 | 220 | 449 | 300 | 31.12.1986 |
| 7 | 0.358 | 0.731 | 24.08.1989 | 214 | 437 | 299 | 30.01.1995 |
| 8 | 0.360 R | 0.735 | 07.12.1978 | 204 | 417 | 300 | 06.02.1980 |
| 9 | 0.400 | 0.817 | 20.07.1964 | 188 | 384 | 291 | 24.12.1967 |
| 10 | 0.420 | 0.858 | 15.11.1983 | 186 | 380 | 283 | 03.03.1999 |

## Dauertabelle

| Unterschreitungsdauer in Tagen | Unterschrittene Abflüsse m³/s: Abflussjahr (*) 2000 | Kalenderjahr 2000 | 1960/2000 41 Kalenderjahre: Obere Hüllwerte | Mittlere Werte | Untere Hüllwerte |
|---|---|---|---|---|---|
| (365) | 118 | 79.4 | | | |
| 364 | 85.4 | 78.2 | 202 | 106 | 40.8 |
| 363 | 79.4 | 69.5 | 192 | 88.8 | 38.8 |
| 362 | 78.2 | 60.8 | 132 | 78.2 | 34.6 |
| 361 | 75.9 | 59.7 | 132 | 70.7 | 34.6 |
| 360 | 69.5 | 57.0 | 116 | 65.3 | 30.0 |
| 359 | 60.8 | 56.9 | 109 | 61.3 | 29.7 |
| 358 | 59.7 | 52.3 | 95.5 | 57.8 | 29.5 |
| 357 | 57.0 | 49.0 | 85.5 | 55.1 | 27.8 |
| 356 | 56.9 | 48.4 | 85.3 | 52.9 | 25.0 |
| 350 | 48.4 | 37.8 | 63.2 | 42.4 | 17.6 |
| 340 | 36.7 | 30.4 | 51.7 | 32.5 | 13.8 |
| 330 | 32.4 | 25.1 | 43.4 | 26.5 | 12.0 |
| 320 | 26.7 | 23.5 | 37.4 | 22.5 | 10.4 |
| 300 | 21.9 | 16.4 | 27.2 | 16.6 | 7.35 |
| 270 | 12.6 | 9.86 | 19.3 | 11.5 | 5.10 |
| 240 | 7.58 | 8.01 | 15.4 | 8.41 | 3.91 |
| 210 | 5.40 | 6.45 | 11.7 | 6.38 | 2.60 |
| 183 | 4.61 | 5.10 | 10.0 | 5.22 | 1.78 |
| 150 | 3.66 | 4.42 | 7.80 | 4.04 | 1.39 |
| 130 | 3.37 | 3.86 | 7.20 | 3.44 | 1.26 |
| 120 | 3.26 | 3.52 | 6.60 | 3.22 | 1.13 |
| 110 | 3.20 | 3.36 | 6.00 | 2.92 | 1.13 |
| 100 | 3.06 | 3.24 | 5.70 | 2.65 | 0.950 |
| 90 | 2.93 | 3.10 | 5.24 | 2.37 | 0.800 |
| 80 | 2.76 | 2.93 | 5.02 | 2.18 | 0.750 |
| 70 | 2.66 | 2.68 | 4.58 | 2.01 | 0.750 |
| 60 | 2.49 | 2.49 | 4.30 | 1.84 | 0.700 |
| 50 | 2.36 | 2.37 | 3.99 | 1.65 | 0.600 |
| 40 | 2.26 | 2.26 | 3.78 | 1.40 | 0.550 |
| 30 | 2.20 | 2.20 | 3.46 | 1.20 | 0.400 |
| 25 | 2.11 | 2.11 | 3.36 | 1.11 | 0.360 |
| 20 | 2.06 | 2.06 | 3.16 | 1.00 | 0.280 |
| 15 | 2.02 | 2.02 | 2.96 | 0.896 | 0.240 |
| 10 | 1.92 | 1.92 | 2.75 | 0.708 | 0.240 |
| 9 | 1.92 | 1.92 | 2.66 | 0.701 | 0.200 |
| 8 | 1.92 | 1.92 | 2.56 | 0.701 | 0.200 |
| 7 | 1.92 | 1.92 | 2.56 | 0.661 | 0.200 |
| 6 | 1.90 | 1.90 | 2.56 | 0.605 | 0.200 |
| 5 | 1.85 | 1.85 | 2.36 | 0.605 | 0.200 |
| 4 | 1.84 | 1.84 | 2.36 | 0.554 | 0.200 |
| 3 | 1.81 | 1.81 | 2.24 | 0.506 | 0.200 |
| 2 | 1.77 | 1.77 | 2.24 | 0.426 | 0.180 |
| 1 | 1.74 | 1.74 | 2.24 | 0.358 | 0.180 |
| 0 | 1.51 | 1.51 | 2.10 | 0.160 | 0.160 |

(*) Abflussjahr: 1.11. des Vorjahres bis 31.10.

2000 Randeis an 12 Tagen
HQ1 und HQ5 aus Jahresreihe 1987 / 2000 ermittelt
Verkrautung vom 25.05. / 22.12.

HLUG Wiesbaden

$A_{Eo}$ : 1202 km²
PNP :NN + 245.87 m
Lage: 74.5 km oberhalb der Mündung links

# Q
m³/s

Pegel : Schmittlotheim Nr. 42800309
Gewässer : Eder
Gebiet : Fulda

## Tageswerte

| Tag | 1999 Nov | 1999 Dez | 2000 Jan | Feb | Mrz | Apr | Mai | Jun | Jul | Aug | Sep | Okt | Nov | Dez |
|---|---|---|---|---|---|---|---|---|---|---|---|---|---|---|
| 1. | 3.70 | 18.5 | 30.9 | 111 | 70.7 | 15.0 | 7.90 | 3.70 | K 2.30 | 7.00 | 2.90 | 8.30 | 10.8 | 15.3 |
| 2. | 3.90 | 21.5 | 27.9 | 77.4 | 79.2 | 15.6 | 7.10 | 3.30 | K 2.40 | 6.50 | 3.60 | 8.00 | 19.0 | 14.9 |
| 3. | 4.90 | 20.4 | 26.0 | 58.2 | 93.6 | 14.5 | 6.70 | 3.40 | K 2.80 | 6.00 | 4.40 | 7.00 | 19.3 | 13.6 |
| 4. | 4.80 | 22.4 | 29.4 | 44.9 | 150 | 13.8 | 6.50 | 8.70 | K 3.50 | 6.20 | 4.60 | 6.50 | 17.7 | 12.0 |
| 5. | 4.40 | 20.5 | 49.3 | 38.3 | 107 | 12.8 | 5.80 | 7.90 | K 4.20 | 5.90 | 3.90 | 6.50 | 15.8 | 10.7 |
| 6. | 4.30 | 18.9 | 59.2 | 32.2 | 65.4 | 11.8 | 5.30 | 7.60 | K 3.90 | 5.20 | 3.50 | 6.60 | 14.1 | 10.0 |
| 7. | 4.40 | 21.7 | 51.7 | 28.9 | 52.1 | 11.0 | 4.90 | 6.90 | K 3.90 | 4.70 | 4.80 | 7.10 | 12.8 | 9.90 |
| 8. | 4.40 | 42.6 | 43.3 | 28.6 | 49.4 | 10.5 | 5.10 | 7.20 | K 3.70 | 4.60 | 8.10 | 5.70 | 11.4 | 10.3 |
| 9. | 5.10 | 55.9 | 37.7 | 36.1 | 79.7 | 10.3 | 5.10 | 5.80 | K 3.50 | 4.20 | 7.90 | 5.80 | 11.7 | 11.2 |
| 10. | 4.80 | 61.2 | 32.4 | 37.5 | 107 | 10.0 | 5.80 | 5.20 | K 4.90 | 3.70 | 6.40 | 6.20 | 10.8 | 10.8 |
| 11. | 5.30 | 52.2 | 27.4 | 39.7 | 86.9 | 9.60 | 5.00 | 6.70 | K 5.30 | 3.50 | 5.30 | 8.10 | 9.40 | 18.0 |
| 12. | 5.80 | 109 | 24.1 | 36.4 | 67.0 | 10.2 | 4.60 | 6.10 | K 5.00 | 3.30 | 5.00 | 11.0 | 8.80 | 22.0 |
| 13. | 5.40 | 191 | 21.5 | 39.2 | 53.1 | 10.6 | 4.10 | 4.90 | K 5.10 | 3.00 | 4.60 | 10.4 | 13.9 | 29.1 |
| 14. | 5.30 | 151 | 19.2 | 38.1 | 45.3 | 10.4 | 3.80 | 4.30 | K 4.50 | 2.80 | 4.40 | 10.1 | 18.7 | 32.9 |
| 15. | 5.30 | 100 | 16.9 | 39.4 | 43.4 | 10.3 | 3.60 | 4.00 | 5.60 | 2.70 | 4.10 | 9.40 | 17.6 | 35.8 |
| 16. | 5.10 | 69.3 | 14.8 | 47.0 | 41.0 | 10.1 | 3.30 | 4.00 | 6.60 | 3.00 | 4.60 | 8.70 | 16.1 | 41.7 |
| 17. | 4.80 | 52.5 | 13.7 | 50.2 | 42.1 | 9.50 | 3.40 | 3.60 | 7.10 | 2.70 | 6.20 | 7.90 | 14.8 | 39.7 |
| 18. | 5.00 | 45.8 | 14.4 | 46.4 | 48.8 | 8.90 | 3.60 | 3.30 | 6.40 | 2.60 | 5.50 | 7.20 | 13.5 | 34.2 |
| 19. | 5.20 | 40.4 | 16.4 | 45.1 | 52.6 | 9.20 | 4.00 | 3.00 | 5.70 | 4.50 | 4.80 | 6.70 | 12.5 | 28.7 |
| 20. | 5.00 | 30.4 | 16.0 | 45.3 | 48.0 | 8.80 | 4.80 | 2.80 | 5.40 | 7.30 | 4.40 | 6.40 | 13.6 | 22.8 |
| 21. | 4.70 | 22.2 | 17.0 | 38.7 | 40.5 | 8.50 | 4.80 | K 2.50 | 4.90 | 7.00 | 5.80 | 6.20 | 12.3 | 17.6 |
| 22. | 4.50 | 18.6 | 18.0 | 34.2 | 33.3 | 8.30 | 4.60 | K 2.60 | 4.20 | 6.00 | 8.60 | 6.00 | 12.5 | 13.6 |
| 23. | 4.90 | 16.5 | 17.5 | 30.0 | 27.7 | 8.10 | 4.40 | K 2.70 | 3.70 | 5.00 | 6.90 | 5.70 | 15.0 | 10.8 |
| 24. | 6.10 | 15.2 | 14.2 | 27.8 | 23.7 | 8.00 | 4.00 | K 2.80 | 3.70 | 4.50 | 6.30 | 5.70 | 14.9 | 13.9 |
| 25. | 8.00 | 51.7 | 10.3 | 71.9 | 21.3 | 7.70 | 4.90 | K 2.80 | 8.90 | 4.20 | 6.90 | 5.60 | 14.3 | 11.0 |
| 26. | 12.6 | 97.7 | R 10.9 | 138 | 19.8 | 6.90 | 5.30 | K 2.90 | 9.70 | 3.80 | 7.40 | 5.40 | 14.2 | R 9.80 |
| 27. | 18.2 | 103 | 13.1 | 85.9 | 19.4 | 6.20 | 4.60 | K 2.70 | 7.60 | 3.50 | 6.80 | 5.50 | 14.5 | R 9.10 |
| 28. | 19.9 | 75.2 | 9.40 | 60.6 | 18.1 | 5.60 | 3.90 | K 2.50 | 6.80 | 3.40 | 5.40 | 6.20 | 14.5 | 9.80 |
| 29. | 20.1 | 56.1 | 11.8 | 56.7 | 16.9 | 5.70 | 3.90 | K 2.30 | 6.90 | 3.50 | 9.20 | 6.10 | 16.2 | 9.30 |
| 30. | 18.8 | 44.5 | 136 | | 16.3 | 10.5 | 4.30 | K 2.30 | 7.70 | 3.10 | 9.00 | 5.50 | 15.9 | 8.30 |
| 31. | | 36.3 | 153 | | 15.6 | | 4.20 | | 7.80 | 3.00 | | 9.00 | | 7.80 |

## Hauptwerte

| | 1999 Nov | 1999 Dez | 2000 Jan | Feb | Mrz | Apr | Mai | Jun | Jul | Aug | Sep | Okt | Nov | Dez |
|---|---|---|---|---|---|---|---|---|---|---|---|---|---|---|
| Tag | 1. | 24. | 28. | 24. | 31. | 28. | 16. | 29.+ | 1. | 18. | 1. | 26. | 12. | 31. |
| NQ | 3.70 | 15.2 | 9.40 | 27.8 | 15.6 | 5.60 | 3.30 | 2.30 | 2.30 | 2.60 | 2.90 | 5.40 | 8.80 | 7.80 |
| MQ | 7.16 | 54.3 | 31.7 | 50.5 | 52.7 | 9.95 | 4.82 | 4.28 | 5.28 | 4.40 | 5.71 | 7.11 | 14.2 | 17.6 |
| HQ | 20.3 | 200 | 178 | 146 | 155 | 15.9 | 8.70 | 12.9 | 11.0 | 7.60 | 10.6 | 11.4 | 21.0 | 42.9 |
| Tag | 28.+ | 13. | 30. | 26. | 4. | 2. | 1. | 4. | 26. | 20. | 29. | 11. | 2. | 16. |
| $h_N$ mm | 61 | 195 | 80 | 131 | 114 | 43 | 63 | 65 | 123 | 60 | 94 | 65 | 75 | 74 |
| $h_A$ mm | 15 | 121 | 71 | 105 | 117 | 21 | 11 | 9 | 12 | 10 | 12 | 16 | 31 | 39 |

| | 1940/1999 | | 1941/2000 (60 Jahre) | | | | | | | | | | | |
|---|---|---|---|---|---|---|---|---|---|---|---|---|---|---|
| Jahr | 1983 | 1959 | 1947 | 1947 | 1942 | 1974 | 1952 | 1964 | 1964 + | 1973 | 1947 | 1959 | 1983 | 1959 |
| NQ | 0.600 | 1.52 | 0.500 | 1.00 | 1.70 | 3.00 | 1.60 | 0.300 | 0.500 | 0.160 | 0.140 | 0.510 | 0.600 | 1.52 |
| MNQ | 6.56 | 9.39 | 9.37 | 10.2 | 10.3 | 8.96 | 5.18 | 3.85 | 3.38 | 3.02 | 3.14 | 4.25 | 6.64 | 9.49 |
| MQ | 21.7 | 34.3 | 34.0 | 32.5 | 32.2 | 23.2 | 10.8 | 8.56 | 8.60 | 6.68 | 7.62 | 12.1 | 20.8 | 34.5 |
| MHQ | 70.8 | 128 | 138 | 118 | 109 | 56.8 | 27.1 | 24.9 | 27.1 | 20.5 | 23.7 | 38.8 | 63.7 | 128 |
| HQ | 450 | 475 | 507 | 770 | 361 | 188 | 255 | 178 | 170 | 94.0 | 190 | 429 | 258 | 475 |
| Jahr | 1940 | 1947 | 1948 | 1946 | 1981 | 1986 | 1984 | 1984 | 1980 | 1960 | 1957 | 1998 | 1984 | 1947 |

| | 1955/1999 | | 1956/2000 (45 Jahre) | | | | | | | | | | | |
|---|---|---|---|---|---|---|---|---|---|---|---|---|---|---|
| $Mh_N$ mm | 86 | 105 | 95 | 70 | 75 | 62 | 66 | 73 | 81 | 74 | 72 | 76 | 87 | 104 |
| $Mh_A$ mm | 47 | 77 | 76 | 68 | 72 | 50 | 24 | 18 | 19 | 15 | 16 | 27 | 45 | 77 |

| | Abflußjahr (*) 2000 Jahr | Datum | Winter | Sommer | Kalenderjahr 2000 Jahr | Datum |
|---|---|---|---|---|---|---|
| NQ m³/s | 2.30 | am 29.06.2000 | 3.70 | 2.30 | 2.30 | am 29.06.2000 |
| MQ m³/s | 19.8 | | 34.5 | 5.27 | 17.3 | |
| HQ m³/s | 200 | am 13.12.1999 bei W= 260 cm | 200 | 12.9 | 178 | am 30.01.2000 bei W= 229 cm |
| Nq l/(s km²) | 1.91 | | 3.08 | 1.91 | 1.91 | |
| Mq l/(s km²) | 16.5 | | 28.7 | 4.38 | 14.4 | |
| Hq l/(s km²) | 166 | | 166 | 10.7 | 148 | |
| $h_N$ mm | 1094 | | 624 | 470 | 987 | |
| $h_A$ mm | 520 | | 451 | 70 | 454 | |
| | 1941/2000 (*) 60 Jahre | | | | 1941/2000 | |
| NQ m³/s | 0.140 | am 13.09.1947 | 0.500 | 0.140 | 0.140 | am 13.09.1947 |
| MNQ m³/s | 1.76 | | 3.83 | 1.91 | 1.80 | |
| MQ m³/s | 19.3 | | 29.7 | 9.07 | 19.2 | |
| MHQ m³/s | 236 | | 230 | 65.1 | 232 | |
| HQ m³/s | 770 | am 09.02.1946 bei W= 411 cm | 770 | 429 | 770 | am 09.02.1946 bei W= 411 cm |
| $HQ_1$ m³/s | 172 | | 166 | 36.7 | 172 | |
| $HQ_5$ m³/s | 338 | | 331 | 99.8 | 338 | |
| MNq l/(s km²) | 1.46 | | 3.19 | 1.59 | 1.50 | |
| Mq l/(s km²) | 16.1 | | 24.7 | 7.55 | 16.0 | |
| MHq l/(s km²) | 196 | | 191 | 54.2 | 193 | |
| | 1956/2000 (*) 45 Jahre | | | | 1956/2000 | |
| $Mh_N$ mm | 933 | | 492 | 441 | 933 | |
| $Mh_A$ mm | 506 | | 389 | 120 | 505 | |

## Extremwerte

| | Niedrigwasser m³/s | l/(s km²) | Datum | Hochwasser m³/s | l/(s km²) | cm | Datum |
|---|---|---|---|---|---|---|---|
| 1 | 0.140 | 0.116 | 13.09.1947 | 770 | 641 | 411 | 09.02.1946 |
| 2 | 0.160 | 0.133 | 27.08.1973 | 507 | 422 | 375 | 14.01.1948 |
| 3 | 0.300 | 0.250 | 28.06.1964 | 475 | 395 | 369 | 28.12.1947 |
| 4 | 0.400 | 0.333 | 23.08.1976 | 474 | 394 | 364 | 23.01.1995 |
| 5 | 0.400 | 0.333 | 31.08.1964 | 450 | 374 | 378 | 05.11.1940 |
| 6 | 0.490 | 0.408 | 04.09.1959 | 429 | 357 | 355 | 29.10.1998 |
| 7 | 0.500 | 0.416 | 20.07.1964 | 400 | 333 | 344 | 19.12.1965 |
| 8 | 0.500 | 0.416 | 14.09.1949 | 385 | 320 | 348 | 28.11.1939 |
| 9 | 0.500 | 0.416 | 09.01.1947 | 375 | 312 | 346 | 20.01.1986 |
| 10 | 0.590 | 0.491 | 27.06.1959 | 365 | 304 | 338 | 15.01.1968 |

## Dauertabelle

| Unterschreitungsdauer in Tagen | Unterschrittene Abflüsse m³/s: Abfluß-jahr (*) 2000 | Kalender jahr 2000 | 1941/2000 60 Kalenderjahre: Obere Hüllwerte | Mittlere Werte | Untere Hüllwerte |
|---|---|---|---|---|---|
| (365) | | | | | |
| 364 | 153 | 150 | 610 | 195 | 67.0 |
| 363 | 151 | 138 | 362 | 158 | 60.5 |
| 362 | 150 | 136 | 312 | 143 | 58.5 |
| 361 | 138 | 111 | 300 | 129 | 52.5 |
| 360 | 136 | 111 | 229 | 120 | 49.7 |
| 359 | 111 | 107 | 215 | 111 | 48.3 |
| 358 | 109 | 93.6 | 176 | 104 | 45.6 |
| 357 | 109 | 86.9 | 174 | 98.0 | 44.2 |
| 356 | 107 | 85.9 | 151 | 93.1 | 41.5 |
| 350 | 85.9 | 67.0 | 117 | 75.4 | 32.8 |
| 340 | 61.2 | 50.2 | 91.1 | 58.1 | 24.2 |
| 330 | 52.2 | 44.9 | 81.2 | 47.7 | 20.4 |
| 320 | 46.4 | 39.2 | 67.6 | 40.7 | 17.1 |
| 300 | 37.7 | 28.7 | 54.1 | 30.3 | 12.2 |
| 270 | 20.1 | 16.3 | 38.5 | 21.1 | 8.80 |
| 240 | 13.1 | 13.5 | 31.5 | 15.6 | 6.24 |
| 210 | 8.90 | 10.3 | 21.8 | 12.1 | 4.12 |
| 183 | 7.20 | 8.60 | 17.3 | 9.81 | 2.39 |
| 150 | 6.20 | 7.00 | 13.6 | 7.50 | 1.78 |
| 130 | 5.60 | 6.30 | 12.3 | 6.32 | 1.52 |
| 120 | 5.40 | 5.90 | 11.4 | 5.91 | 1.51 |
| 110 | 5.20 | 5.70 | 11.1 | 5.41 | 1.29 |
| 100 | 5.00 | 5.40 | 10.6 | 5.01 | 1.09 |
| 90 | 4.90 | 5.00 | 10.1 | 4.59 | 1.00 |
| 80 | 4.60 | 4.70 | 9.60 | 4.21 | 0.820 |
| 70 | 4.50 | 4.50 | 8.90 | 3.81 | 0.820 |
| 60 | 4.20 | 4.30 | 8.40 | 3.45 | 0.780 |
| 50 | 4.00 | 4.00 | 8.30 | 3.01 | 0.710 |
| 40 | 3.70 | 3.70 | 7.90 | 2.61 | 0.710 |
| 30 | 3.50 | 3.50 | 7.50 | 2.21 | 0.630 |
| 25 | 3.40 | 3.40 | 7.10 | 2.01 | 0.630 |
| 20 | 3.10 | 3.10 | 6.80 | 1.82 | 0.440 |
| 15 | 2.90 | 2.90 | 6.20 | 1.61 | 0.400 |
| 10 | 2.80 | 2.80 | 6.20 | 1.31 | 0.260 |
| 9 | 2.80 | 2.80 | 6.20 | 1.27 | 0.260 |
| 8 | 2.70 | 2.70 | 6.00 | 1.18 | 0.240 |
| 7 | 2.70 | 2.70 | 6.00 | 1.06 | 0.240 |
| 6 | 2.60 | 2.60 | 6.00 | 0.980 | 0.240 |
| 5 | 2.60 | 2.60 | 6.00 | 0.910 | 0.240 |
| 4 | 2.50 | 2.50 | 6.00 | 0.810 | 0.200 |
| 3 | 2.40 | 2.40 | 5.80 | 0.710 | 0.200 |
| 2 | 2.40 | 2.40 | 5.80 | 0.680 | 0.200 |
| 1 | 2.40 | 2.40 | 5.80 | 0.590 | 0.180 |
| 0 | 2.30 | 2.30 | 5.60 | 0.140 | 0.140 |

(*) Abflußjahr: 1.11. des Vorjahres bis 31.10.

HQ1, HQ5 : Jahresreihe 1941/2000
Extremwerte ab 1931
Verkrautung vom 21.06. bis 14.07.
2 Tage Randeis
1 Tag Rand- und Treibeis (26.01.)

$A_{Eo}$ : 1452 km²
PNP :NN + 193.19 m
Lage: 44.0 km oberhalb der Mündung rechts

# Q
m³/s

Pegel : Affoldern * Nr. 42800502
Gewässer : Eder
Gebiet : Fulda

## Tageswerte

| Tag | 1999 Nov | 1999 Dez | 2000 Jan | Feb | Mrz | Apr | Mai | Jun | Jul | Aug | Sep | Okt | Nov | Dez |
|---|---|---|---|---|---|---|---|---|---|---|---|---|---|---|
| 1. | 13.7 | 5.00 | 52.0 | 36.2 | 71.0 | 13.3 | 7.00 | K 8.00 | K 22.0 | K 7.60 | K 22.1 | K 13.2 | K 9.20 | K 20.6 |
| 2. | 11.0 | 5.00 | 52.0 | 42.5 | 75.0 | 13.3 | K 7.00 | K 8.70 | K 21.5 | K 9.60 | K 21.5 | K 16.5 | K 8.80 | K 21.0 |
| 3. | 8.60 | 5.00 | 42.0 | 45.0 | 79.0 | 13.2 | K 7.00 | K 10.8 | K 16.0 | K 11.8 | K 14.4 | K 16.5 | K 8.80 | K 21.0 |
| 4. | 7.30 | 5.00 | 41.5 | 45.0 | 80.0 | 13.2 | K 7.00 | K 9.60 | K 8.40 | K 10.5 | K 7.80 | K 16.2 | K 8.80 | K 7.60 |
| 5. | 7.00 | 5.00 | 41.5 | 45.0 | 82.0 | 12.9 | K 7.00 | K 7.80 | K 7.00 | K 8.00 | K 7.00 | K 15.9 | K 8.80 | K 7.00 |
| 6. | 7.00 | 5.20 | 43.8 | 45.0 | 81.0 | 11.5 | K 7.00 | K 7.00 | K 7.30 | K 8.60 | K 11.0 | K 15.6 | K 9.10 | K 7.00 |
| 7. | 7.00 | 6.00 | 45.0 | 40.0 | 82.0 | 8.60 | K 7.00 | K 7.00 | K 9.80 | K 10.4 | K 11.7 | K 15.6 | K 11.4 | K 7.00 |
| 8. | 7.00 | 6.00 | 45.0 | 34.0 | 82.0 | 7.80 | K 7.00 | K 7.00 | K 13.0 | K 12.0 | K 8.60 | K 15.9 | K 12.8 | K 7.00 |
| 9. | 6.50 | 6.00 | 44.3 | 35.0 | 83.0 | 8.20 | K 7.00 | K 8.25 | K 14.0 | K 14.5 | K 7.30 | K 15.6 | K 12.8 | K 7.00 |
| 10. | 6.00 | 6.00 | 45.0 | 36.0 | 84.0 | 7.40 | K 7.00 | K 10.9 | K 11.2 | K 14.5 | K 10.7 | K 11.8 | K 12.8 | K 7.00 |
| 11. | 6.00 | 6.00 | 42.9 | 36.0 | 84.0 | 7.40 | K 7.00 | K 12.1 | K 8.20 | K 16.5 | K 13.7 | K 8.40 | K 12.8 | K 7.00 |
| 12. | 6.00 | 6.00 | 34.8 | 36.0 | 83.0 | 7.40 | K 7.00 | K 10.5 | K 7.00 | K 18.5 | K 15.7 | K 7.20 | K 13.1 | K 7.00 |
| 13. | 6.00 | 6.00 | 25.4 | 36.0 | 78.0 | 7.40 | K 7.00 | K 10.9 | K 10.8 | K 18.5 | K 17.6 | K 7.50 | K 25.1 | K 7.00 |
| 14. | 6.00 | 6.00 | 19.5 | 36.0 | 61.0 | 7.40 | K 7.00 | K 15.0 | K 13.0 | K 20.5 | K 13.7 | K 26.5 | K 14.8 | K 7.00 |
| 15. | 6.00 | 6.00 | 18.5 | 38.0 | 54.0 | 7.40 | K 7.00 | K 16.0 | K 13.0 | K 23.5 | K 12.0 | K 71.0 | K 12.8 | K 7.00 |
| 16. | 6.00 | 13.2 | 17.0 | 42.0 | 47.4 | 7.40 | K 7.00 | K 16.0 | K 9.70 | K 22.5 | K 11.3 | K 68.0 | K 12.8 | K 7.00 |
| 17. | 5.70 | 27.7 | 14.5 | 45.0 | 40.0 | 7.40 | K 7.00 | K 17.5 | K 7.00 | K 21.5 | K 7.60 | K 20.0 | K 12.8 | K 7.00 |
| 18. | 6.00 | 31.5 | 13.0 | 45.0 | 37.2 | 7.40 | K 7.00 | K 20.0 | K 8.20 | K 22.9 | K 6.80 | K 16.2 | K 10.4 | K 7.00 |
| 19. | 6.00 | 31.5 | 13.5 | 44.0 | 37.2 | 7.40 | K 7.00 | K 20.5 | K 11.8 | K 22.1 | K 6.80 | K 14.7 | K 10.0 | K 7.00 |
| 20. | 5.70 | 31.5 | 13.5 | 44.0 | 37.2 | 7.40 | K 7.00 | K 20.0 | K 15.5 | K 20.0 | K 7.00 | K 14.2 | K 12.8 | K 7.00 |
| 21. | 5.70 | 31.5 | 13.5 | 53.0 | 37.2 | 7.40 | K 7.00 | K 21.0 | K 18.0 | K 11.4 | K 8.80 | K 14.2 | K 12.8 | K 7.00 |
| 22. | 5.40 | 31.5 | 13.5 | 61.0 | 33.0 | 7.40 | K 7.00 | K 21.5 | K 19.5 | K 7.50 | K 7.80 | K 12.6 | K 12.8 | K 9.50 |
| 23. | 5.40 | 31.5 | 13.5 | 66.0 | 31.0 | 7.40 | K 7.00 | K 21.0 | K 19.5 | K 7.80 | K 6.80 | K 11.2 | K 12.8 | K 13.0 |
| 24. | 5.10 | 31.5 | 13.5 | 69.0 | 25.8 | 7.40 | K 7.00 | K 20.5 | K 19.0 | K 8.60 | K 6.80 | K 12.6 | K 12.7 | K 14.0 |
| 25. | 5.10 | 31.5 | 13.3 | 76.0 | 21.5 | 7.40 | K 7.00 | K 18.0 | K 16.0 | K 16.0 | K 6.80 | K 12.4 | K 12.7 | K 15.0 |
| 26. | 5.10 | 31.5 | 11.8 | 80.0 | 18.8 | 7.40 | K 7.00 | K 15.5 | K 11.0 | K 21.4 | K 6.80 | K 16.2 | K 12.7 | K 15.0 |
| 27. | 5.10 | 38.5 | 11.0 | 80.0 | 15.8 | 7.40 | K 7.00 | K 16.5 | K 7.20 | K 21.4 | K 6.80 | K 16.2 | K 14.4 | K 15.0 |
| 28. | 5.10 | 49.0 | 11.0 | 80.0 | 15.7 | 7.40 | K 7.00 | K 19.8 | K 7.40 | K 20.3 | K 8.30 | K 16.2 | K 19.2 | K 15.0 |
| 29. | 5.10 | 51.5 | 11.0 | 73.0 | 15.6 | 7.40 | K 7.60 | K 21.5 | K 7.60 | K 20.3 | K 9.20 | K 13.7 | K 20.6 | K 14.5 |
| 30. | 5.10 | 51.5 | 12.8 | | 16.0 | 7.40 | K 8.20 | K 22.0 | K 7.60 | K 22.4 | K 10.2 | K 11.2 | K 20.6 | K 14.5 |
| 31. | | 52.0 | 21.0 | | 13.4 | | K 8.20 | | K 7.60 | K 22.3 | | K 11.2 | | K 14.5 |

## Hauptwerte

| | 1999 Nov | 1999 Dez | 2000 Jan | Feb | Mrz | Apr | Mai | Jun | Jul | Aug | Sep | Okt | Nov | Dez |
|---|---|---|---|---|---|---|---|---|---|---|---|---|---|---|
| Tag | 24.+ | 1.+ | 27.+ | 8. | 31. | 10.+ | 1.+ | 6.+ | 5.+ | 22. | 18.+ | 12. | 2.+ | 5.+ |
| NQ | 5.10 | 5.00 | 11.0 | 34.0 | 13.4 | 7.40 | 7.00 | 7.00 | 7.00 | 7.50 | 6.80 | 7.20 | 8.80 | 7.00 |
| MQ | 6.42 | 21.0 | 26.1 | 49.8 | 51.7 | 8.58 | 7.10 | 14.7 | 12.1 | 15.9 | 10.4 | 17.9 | 13.1 | 10.6 |
| HQ | 13.7 | 53.2 | 53.2 | 87.4 | 115 | 13.9 | 8.80 | 22.0 | 22.0 | 23.5 | 23.3 | 77.6 | 27.5 | 21.0 |
| Tag | 1. | 28. | 1. | 27. | 7. | 4. | 29. | 29.+ | 1. | 15. | 1. | 15. | 13. | 2.+ |
| $h_N$ mm | 60 | 184 | 73 | 122 | 104 | 41 | 58 | 64 | 120 | 59 | 90 | 61 | 69 | 68 |
| $h_A$ mm | 11 | 39 | 48 | 86 | 95 | 15 | 13 | 26 | 22 | 29 | 19 | 33 | 23 | 20 |

| | 1940/1999 | | 1941/2000 60 Jahre | | | | | | | | | | | |
|---|---|---|---|---|---|---|---|---|---|---|---|---|---|---|
| Jahr | 1949 | 1959 | 1954 | 1944 | 1944 | 1964 | 1964 | 1944 | 1944 + | 1964 | 1959 | 1949 | 1949 | 1959 |
| NQ | 1.20 | 1.39 | 2.70 | 1.30 | 1.00 | 3.10 | 3.00 | 3.70 | 4.00 | 3.30 | 1.12 | 0.700 | 1.20 | 1.39 |
| MNQ | 7.93 | 10.1 | 10.3 | 10.9 | 9.27 | 8.73 | 6.83 | 7.36 | 9.05 | 10.1 | 11.1 | 7.86 | 7.94 | 10.1 |
| MQ | 19.6 | 24.9 | 28.2 | 29.1 | 24.2 | 21.4 | 14.6 | 14.6 | 17.4 | 18.4 | 20.7 | 17.7 | 19.0 | 24.8 |
| MHQ | 51.4 | 60.4 | 68.3 | 81.5 | 68.2 | 53.4 | 98.1 | 39.4 | 41.4 | 39.4 | 44.7 | 48.5 | 50.0 | 60.3 |
| HQ | 152 | 327 | 360 | 770 | 339 | 127 | 3600* | 208 | 205 | 66.5 | 90.2 | 481 | 131 | 327 |
| Jahr | 1940 | 1965 | 1948 | 1946 | 1981 | 1956 | 1943 | 1984 | 1956 | 1982 | 1992 | 1960 | 1998 | 1965 |

| | 1966/1999 | | 1967/2000 34 Jahre | | | | | | | | | | | |
|---|---|---|---|---|---|---|---|---|---|---|---|---|---|---|
| $Mh_N$ mm | 89 | 104 | 96 | 68 | 79 | 63 | 69 | 76 | 72 | 68 | 74 | 75 | 88 | 100 |
| $Mh_A$ mm | 35 | 46 | 52 | 50 | 45 | 38 | 27 | 26 | 32 | 34 | 37 | 33 | 34 | 46 |

| | Abflußjahr (*) 2000 Jahr | Datum | Winter | Sommer | Kalenderjahr 2000 Jahr | Datum |
|---|---|---|---|---|---|---|
| NQ m³/s | 5.00 | am 01.12.1999 | 5.00 | 6.80 | 6.80 | am 18.09.2000 |
| MQ m³/s | 20.1 | | 27.2 | 13.0 | 19.8 | |
| HQ m³/s | 115 | am 07.03.2000 bei W= 225 cm | 115 | 77.6 | 115 | am 07.03.2000 bei W= 225 cm |
| Nq l/(s km²) | 3.44 | | 3.44 | 4.68 | 4.68 | |
| Mq l/(s km²) | 13.8 | | 18.8 | 8.97 | 13.6 | |
| Hq l/(s km²) | 79.2 | | 79.2 | 53.4 | 79.2 | |
| $h_N$ mm | 1036 | | 584 | 452 | 929 | |
| $h_A$ mm | 436 | | 295 | 143 | 430 | |
| | 1941/2000 (*) 60 Jahre | | | | 1941/2000 | |
| NQ m³/s | 0.700 | am 14.10.1949 | 1.00 | 0.700 | 0.700 | am 14.10.1949 |
| MNQ m³/s | 3.99 | | 5.06 | 4.84 | 4.24 | |
| MQ m³/s | 20.9 | | 24.5 | 17.2 | 20.8 | |
| MHQ m³/s | 206 | | 132 | 138 | 201 | |
| HQ m³/s | 3600 | am 17.05.1943 | 565 | 3600 | 3600 | am 17.05.1943 |
| $HQ_1$ m³/s | 102 | | 94.0 | 56.0 | 102 | |
| $HQ_5$ m³/s | 183 | | 171 | 92.1 | 183 | |
| MNq l/(s km²) | 2.75 | | 3.48 | 3.33 | 2.92 | |
| Mq l/(s km²) | 14.4 | | 16.9 | 11.8 | 14.3 | |
| MHq l/(s km²) | 142 | | 90.8 | 95.2 | 139 | |
| | 1967/2000 (*) 34 Jahre | | | | 1967/2000 | |
| $Mh_N$ mm | 933 | | 498 | 434 | 928 | |
| $Mh_A$ mm | 454 | | 265 | 188 | 453 | |

## Extremwerte

| | Niedrigwasser m³/s | l/(s km²) | Datum | Hochwasser m³/s | l/(s km²) | cm | Datum |
|---|---|---|---|---|---|---|---|
| 1 | 0.700 | 0.482 | 14.10.1949 | 3600 *) | 2480 | | 17.05.1943 |
| 2 | 0.880 | 0.606 | 19.10.1959 | 770 | 530 | 454 | 09.02.1946 |
| 3 | 1.00 | 0.689 | 07.03.1944 | 360 | 248 | 287 | 15.01.1948 |
| 4 | 1.40 | 0.964 | 15.03.1950 | 339 | 233 | 396 | 11.03.1981 |
| 5 | 2.10 | 1.45 | 13.11.1983 | 327 | 225 | 393 | 20.12.1965 |
| 6 | 2.20 | 1.52 | 15.11.1976 | 299 | 206 | 362 | 31.05.1984 |
| 7 | 2.28 | 1.57 | 15.09.1991 | 295 | 203 | 363 | 30.01.1995 |
| 8 | 2.50 | 1.72 | 14.02.1947 | 218 | 150 | 318 | 07.02.1980 |
| 9 | 2.50 | 1.72 | 21.10.1943 | 205 | 141 | 302 | 07.01.1994 |
| 10 | 2.60 | 1.79 | 22.10.1973 | 205 | 141 | 338 | 20.07.1956 |

## Dauertabelle

| Unterschreitungsdauer in Tagen | Unterschrittene Abflüsse m³/s: Abflußjahr (*) 2000 | Kalenderjahr 2000 | 1941/2000 60 Kalenderjahre: Obere Hüllwerte | Mittlere Werte | Untere Hüllwerte |
|---|---|---|---|---|---|
| (365) | | | | | |
| 364 | 84.0 | 84.0 | 1140 | 129 | 44.3 |
| 363 | 84.0 | 84.0 | 575 | 112 | 44.3 |
| 362 | 83.0 | 83.0 | 208 | 107 | 40.1 |
| 361 | 83.0 | 83.0 | 200 | 99.9 | 37.8 |
| 360 | 83.0 | 83.0 | 180 | 94.3 | 36.0 |
| 359 | 82.0 | 82.0 | 167 | 89.2 | 35.1 |
| 358 | 81.0 | 81.0 | 147 | 84.1 | 33.0 |
| 357 | 81.0 | 81.0 | 146 | 80.9 | 31.7 |
| 356 | 81.0 | 81.0 | 146 | 78.1 | 31.7 |
| 350 | 75.0 | 75.0 | 111 | 66.5 | 25.9 |
| 340 | 53.0 | 53.0 | 85.0 | 51.0 | 18.7 |
| 330 | 47.4 | 47.4 | 73.5 | 41.6 | 18.1 |
| 320 | 43.8 | 42.0 | 70.0 | 38.1 | 17.2 |
| 300 | 36.0 | 31.0 | 52.9 | 31.7 | 14.1 |
| 270 | 22.0 | 20.6 | 40.1 | 25.4 | 6.90 |
| 240 | 17.5 | 16.5 | 36.4 | 20.4 | 5.40 |
| 210 | 14.7 | 14.7 | 30.4 | 16.8 | 4.70 |
| 183 | 13.2 | 13.1 | 27.2 | 14.1 | 4.50 |
| 150 | 10.7 | 11.4 | 21.0 | 11.9 | 4.20 |
| 130 | 8.25 | 10.2 | 19.8 | 10.7 | 4.10 |
| 120 | 8.00 | 9.10 | 18.6 | 10.1 | 4.00 |
| 110 | 7.50 | 8.60 | 17.5 | 9.30 | 2.72 |
| 100 | 7.50 | 8.00 | 15.7 | 8.43 | 2.39 |
| 90 | 7.50 | 7.80 | 14.5 | 8.10 | 1.74 |
| 80 | 7.20 | 7.50 | 14.1 | 7.55 | 1.61 |
| 70 | 7.20 | 7.50 | 13.8 | 7.11 | 1.51 |
| 60 | 7.20 | 7.20 | 13.0 | 6.61 | 1.41 |
| 50 | 7.20 | 7.20 | 12.8 | 6.37 | 1.41 |
| 40 | 7.00 | 7.20 | 12.5 | 6.01 | 1.41 |
| 30 | 6.50 | 7.20 | 12.1 | 5.51 | 1.38 |
| 25 | 6.50 | 7.20 | 11.6 | 5.12 | 1.38 |
| 20 | 6.50 | 7.20 | 11.3 | 4.60 | 1.38 |
| 15 | 5.70 | 7.20 | 11.3 | 4.12 | 1.29 |
| 10 | 5.20 | 7.20 | 11.1 | 3.90 | 1.29 |
| 9 | 5.20 | 7.20 | 11.1 | 3.70 | 1.29 |
| 8 | 5.20 | 7.20 | 11.0 | 3.50 | 1.29 |
| 7 | 5.20 | 7.00 | 10.9 | 3.28 | 1.21 |
| 6 | 5.20 | 7.00 | 10.8 | 3.18 | 1.12 |
| 5 | 5.10 | 7.00 | 9.70 | 3.10 | 1.09 |
| 4 | 5.10 | 7.00 | 9.70 | 2.72 | 1.09 |
| 3 | 5.10 | 7.00 | 9.00 | 2.21 | 1.08 |
| 2 | 5.10 | 7.00 | 8.00 | 1.92 | 1.07 |
| 1 | 5.10 | 7.00 | 8.00 | 1.40 | 0.800 |
| 0 | 5.00 | 6.80 | 6.80 | 0.700 | 0.700 |

(*) Abflußjahr: 1.11. des Vorjahres bis 31.10.

HQ1, HQ5 : Jahresreihe 1941/2000; Extremwerte ab 1941

* Abfluß aus der Edertalsperre

*) durch Bruch der Edertalsperre ( W = 1991 cm)

Verkrautung vom 02.05. bis 31.12.

eisfrei

BfG Koblenz

$A_{Eo}$ : 1804 km²
PNP : NN + 164.28 m
Lage: 25.5 km oberhalb der Mündung, rechts

Q
m³/s

Pegel : Fritzlar Nr. 42870057
Gewässer : Eder
Gebiet : Fulda

## Tageswerte

| Tag | 1999 Nov | 1999 Dez | 2000 Jan | Feb | Mrz | Apr | Mai | Jun | Jul | Aug | Sep | Okt | Nov | Dez |
|---|---|---|---|---|---|---|---|---|---|---|---|---|---|---|
| 1. | 15.3 | 7.30 | 53.8 | 38.5 | 75.6 | 14.8 | 9.08 | 9.47 | 23.3 | 8.28 | 22.8 | 13.2 | 11.7 | 23.8 |
| 2. | 13.6 | 7.27 | 53.4 | 45.4 | 79.0 | 14.5 | 9.00 | 9.69 | 22.8 | 9.29 | 22.6 | 16.7 | 11.5 | 23.8 |
| 3. | 11.6 | 7.19 | 48.2 | 47.9 | 84.5 | 14.4 | 8.93 | 11.6 | 19.3 | 11.9 | 18.1 | 17.4 | 10.9 | 23.8 |
| 4. | 9.35 | 7.15 | 43.3 | 47.5 | 85.3 | 14.4 | 8.97 | 12.9 | 12.7 | 11.5 | 8.60 | 16.8 | 10.8 | 13.1 |
| 5. | 8.75 | 7.10 | 43.6 | 47.6 | 87.6 | 13.8 | 8.85 | 10.8 | 9.76 | 9.27 | 6.36 | 16.8 | 10.5 | 9.18 |
| 6. | 8.36 | 7.24 | 46.4 | 47.3 | 85.9 | 12.5 | 8.88 | 9.37 | 8.66 | 8.72 | 8.91 | 16.8 | 10.8 | 9.12 |
| 7. | 8.14 | 7.96 | 48.8 | 42.9 | 84.6 | 11.3 | 8.83 | 9.19 | 9.62 | 10.4 | 11.6 | 16.8 | 12.4 | 8.91 |
| 8. | 8.19 | 8.68 | 48.4 | 35.8 | 85.3 | 9.85 | 8.96 | 8.70 | 13.1 | 12.1 | 8.77 | 17.3 | 14.7 | 9.13 |
| 9. | 7.90 | 8.84 | 47.8 | 36.1 | 86.0 | 9.85 | 8.92 | 9.29 | 14.8 | 14.5 | 6.53 | 17.5 | 14.8 | 8.86 |
| 10. | 7.80 | 9.10 | 48.0 | 38.1 | 86.7 | 9.38 | 8.97 | 11.6 | 13.5 | 14.4 | 8.58 | 13.9 | 14.8 | 9.01 |
| 11. | 7.75 | 9.25 | 46.7 | 38.1 | 87.3 | 8.80 | 8.86 | 13.5 | 10.5 | 15.6 | 12.7 | 10.6 | 14.8 | 9.22 |
| 12. | 7.75 | 12.4 | 38.1 | 38.1 | 86.7 | 8.89 | 8.84 | 12.6 | 8.44 | 17.6 | 14.0 | 8.77 | 14.7 | 9.15 |
| 13. | 7.62 | 15.2 | 29.0 | 38.5 | 81.9 | 8.87 | 8.78 | 12.0 | 10.6 | 18.1 | 16.0 | 8.64 | 26.3 | 9.18 |
| 14. | 7.06 | 14.5 | 21.6 | 38.5 | 66.8 | 8.80 | 8.66 | 14.6 | 13.9 | 20.3 | 15.2 | 24.2 | 20.0 | 9.26 |
| 15. | 6.48 | 12.4 | 19.2 | 40.4 | 57.9 | 8.80 | 8.45 | 16.7 | 13.8 | 23.9 | 11.1 | 78.2 | 15.1 | 9.49 |
| 16. | 7.35 | 16.4 | 18.0 | 46.0 | 52.5 | 8.62 | 8.45 | 16.5 | 11.9 | 23.6 | 11.6 | 77.3 | 15.0 | 9.47 |
| 17. | 7.21 | 29.1 | 15.5 | 48.9 | 44.1 | 8.99 | 8.62 | 17.2 | 8.36 | 21.9 | 7.99 | 30.7 | 15.1 | 9.28 |
| 18. | 7.02 | 33.5 | 14.0 | 48.5 | 40.5 | 9.15 | 8.55 | 19.2 | 8.70 | 22.5 | 6.79 | 17.1 | 13.4 | 9.15 |
| 19. | 6.84 | 33.0 | 14.6 | 48.4 | 40.2 | 9.92 | 8.80 | 20.1 | 12.3 | 25.9 | 6.79 | 16.0 | 11.4 | 9.12 |
| 20. | 6.80 | 32.5 | 14.7 | 49.4 | 40.0 | 9.31 | 8.97 | 20.0 | 15.4 | 22.0 | 6.78 | 15.0 | 14.9 | 8.95 |
| 21. | 6.88 | 32.2 | 14.8 | 55.8 | 39.4 | 9.19 | 8.80 | 20.7 | 17.8 | 15.9 | 8.40 | 15.0 | 14.8 | 8.82 |
| 22. | 6.84 | 31.9 | 14.8 | 64.7 | 36.5 | 9.14 | 8.80 | 21.9 | 19.9 | 7.90 | 8.77 | 13.8 | 15.1 | 10.1 |
| 23. | 6.92 | 31.9 | 14.8 | 69.9 | 33.5 | 9.06 | 8.70 | 22.2 | 20.1 | 7.30 | 6.92 | 12.0 | 15.3 | 14.2 |
| 24. | 6.89 | 31.9 | 14.6 | 75.9 | 29.4 | 9.32 | 8.81 | 21.8 | 20.2 | 7.69 | 6.92 | 13.1 | 15.2 | 15.0 |
| 25. | 6.92 | 36.9 | 14.3 | 86.4 | 24.4 | 8.77 | 8.98 | 19.2 | 19.1 | 13.7 | 7.45 | 15.6 | 15.2 | 16.2 |
| 26. | 7.10 | 39.5 | 13.9 | 90.8 | 21.5 | 9.11 | 8.60 | 15.8 | 14.1 | 21.4 | 7.18 | 16.8 | 15.1 | 16.2 |
| 27. | 7.10 | 44.1 | 12.6 | 87.5 | 18.2 | 9.10 | 8.45 | 16.4 | 8.36 | 21.5 | 7.72 | 17.0 | 16.1 | 16.3 |
| 28. | 7.11 | 52.5 | 12.6 | 86.3 | 18.2 | 9.10 | 8.46 | 19.5 | 8.25 | 20.7 | 9.03 | 17.1 | 21.7 | 16.7 |
| 29. | 7.22 | 55.4 | 13.0 | 79.9 | 18.2 | 9.11 | 8.73 | 22.3 | 8.13 | 20.4 | 10.4 | 15.4 | 23.8 | 16.4 |
| 30. | 7.19 | 53.9 | 19.4 | | 18.2 | 9.09 | 9.41 | 23.3 | 9.38 | 22.0 | 11.4 | 12.3 | 23.8 | 16.2 |
| 31. | | 53.6 | 25.0 | | 16.5 | | 9.30 | | 8.96 | 22.9 | | 12.5 | | 16.2 |

## Hauptwerte

| | 1999 Nov | 1999 Dez | 2000 Jan | Feb | Mrz | Apr | Mai | Jun | Jul | Aug | Sep | Okt | Nov | Dez |
|---|---|---|---|---|---|---|---|---|---|---|---|---|---|---|
| Tag | 15. | 5. | 28. | 8. | 31. | 16. | 15.+ | 8. | 29. | 23. | 5. | 13. | 5. | 21. |
| NQ | 6.48 | 7.10 | 12.6 | 35.8 | 16.5 | 8.62 | 8.45 | 8.70 | 8.13 | 7.30 | 6.36 | 8.64 | 10.5 | 8.82 |
| MQ | 8.03 | 24.2 | 28.5 | 53.8 | 55.2 | 10.2 | 8.82 | 15.6 | 13.4 | 16.2 | 10.5 | 19.7 | 15.3 | 12.7 |
| HQ | 16.2 | 57.9 | 54.6 | 97.4 | 91.0 | 14.8 | 10.2 | 23.3 | 30.7 | 33.4 | 24.0 | 84.5 | 30.8 | 23.8 |
| Tag | 1. | 28. | 1. | 25. | 10. | 1. | 25. | 29. | 24. | 15. | 2. | 16. | 14. | 1. |
| $h_N$ mm | 57 | 169 | 67 | 112 | 94 | 38 | 54 | 61 | 117 | 58 | 84 | 58 | 64 | 62 |
| $h_A$ mm | 12 | 36 | 42 | 75 | 82 | 15 | 13 | 22 | 20 | 24 | 15 | 29 | 22 | 19 |

| | 1965/1999 | | 1966/2000 | | | | | | | | | | | 35 Jahre |
|---|---|---|---|---|---|---|---|---|---|---|---|---|---|---|
| Jahr | 1976 | 1978 | 1972 | 1996 | 1972 | 1996 | 1988 | 1978 | 1996 | 1976 | 1991 | 1976 | 1976 | 1978 |
| NQ | 2.80 | 4.70 | 5.35 | 4.94 | 6.40 | 6.47 | 6.08 | 6.00 | 5.94 | 6.60 | 3.01 | 3.40 | 2.80 | 4.70 |
| MNQ | 9.79 | 13.1 | 14.2 | 15.6 | 13.9 | 12.4 | 9.62 | 10.0 | 11.0 | 13.1 | 13.2 | 9.53 | 9.87 | 12.9 |
| MQ | 20.9 | 30.1 | 34.4 | 31.6 | 32.2 | 25.7 | 16.1 | 16.3 | 18.8 | 20.8 | 22.4 | 19.3 | 21.1 | 27.9 |
| MHQ | 55.2 | 68.3 | 79.4 | 74.4 | 82.3 | 56.1 | 41.9 | 43.6 | 43.3 | 45.0 | 52.9 | 45.9 | 55.4 | 60.1 |
| HQ | 139 | 311 | 308 | 247 | 313 | 129 | 274 | 238 | 156 | 83.2 | 83.2 | 134 | 139 | 163 |
| Jahr | 1998 | 1965 | 1995 | 1995 | 1981 | 1994 | 1984 | 1984 | 1980 | 1986 | 1992 | 1998 | 1998 | 1993 |

| | 1965/1999 | | 1966/2000 | | | | | | | | | | | 35 Jahre |
|---|---|---|---|---|---|---|---|---|---|---|---|---|---|---|
| $Mh_N$ mm | 85 | 99 | 88 | 64 | 75 | 59 | 69 | 77 | 72 | 67 | 70 | 71 | 83 | 95 |
| $Mh_A$ mm | 30 | 45 | 51 | 44 | 48 | 37 | 24 | 23 | 28 | 31 | 32 | 29 | 30 | 41 |

| | Abflussjahr (*) 2000 Jahr | Datum | Winter | Sommer | Kalenderjahr 2000 Jahr | Datum |
|---|---|---|---|---|---|---|
| NQ m³/s | 6.36 | am 05.09.2000 | 6.48 | 6.36 | 6.36 | am 05.09.2000 |
| MQ m³/s | 22.0 | | 30.0 | 14.1 | 21.6 | |
| HQ m³/s | 97.4 | am 25.02.2000 bei W= 238 cm | 97.4 | 84.5 | 97.4 | am 25.02.2000 bei W= 238 cm |
| Nq l/(s km²) | 3.53 | | 3.59 | 3.53 | 3.53 | |
| Mq l/(s km²) | 12.2 | | 16.6 | 7.79 | 12.0 | |
| Hq l/(s km²) | 54.0 | | 54.0 | 46.9 | 54.0 | |
| $h_N$ mm | 969 | | 537 | 432 | 869 | |
| $h_A$ mm | 384 | | 261 | 124 | 378 | |
| | 1966/2000 (*) 35 Jahre | | | | 1966/2000 | |
| NQ m³/s | 2.80 | am 19.11.1976 | 2.80 | 3.01 | 2.80 | am 19.11.1976 |
| MNQ m³/s | 5.97 | | 7.64 | 6.90 | 6.41 | |
| MQ m³/s | 24.0 | | 29.2 | 19.0 | 23.9 | |
| MHQ m³/s | 141 | | 135 | 78.3 | 139 | |
| HQ m³/s | 313 | am 11.03.1981 | 313 | 274 | 313 | am 11.03.1981 |
| $HQ_1$ m³/s | 84.2 | | 79.8 | 46.8 | 84.2 | |
| $HQ_5$ m³/s | 136 | | 136 | 80.5 | 136 | |
| MNq l/(s km²) | 3.31 | | 4.24 | 3.82 | 3.55 | |
| Mq l/(s km²) | 13.3 | | 16.2 | 10.5 | 13.2 | |
| MHq l/(s km²) | 78.2 | | 74.8 | 43.4 | 77.1 | |
| | 1966/2000 (*) 35 Jahre | | | | 1966/2000 | |
| $Mh_N$ mm | 895 | | 469 | 426 | 890 | |
| $Mh_A$ mm | 420 | | 255 | 167 | 419 | |

## Extremwerte

| | Niedrigwasser m³/s | l/(s km²) | Datum | Hochwasser m³/s | l/(s km²) | cm | Datum |
|---|---|---|---|---|---|---|---|
| 1 | 2.80 | 1.55 | 19.11.1976 | 313 | 174 | 438 | 11.03.1981 |
| 2 | 3.01 | 1.67 | 15.09.1991 | 311 | 172 | 476 | 20.12.1965 |
| 3 | 3.40 | 1.88 | 16.11.1971 | 308 | 171 | 435 | 31.01.1995 |
| 4 | 4.25 R | 2.36 | 14.11.1983 | 274 | 152 | 422 | 31.05.1984 |
| 5 | 4.46 | 2.47 | 26.10.1990 | 220 | 122 | 385 | 07.02.1980 |
| 6 | 4.65 | 2.58 | 24.10.1994 | 217 | 120 | 366 | 06.01.1994 |
| 7 | 4.70 | 2.61 | 12.12.1978 | 198 | 110 | 342 | 01.03.1990 |
| 8 | 4.70 | 2.61 | 23.10.1973 | 198 | 110 | 360 | 04.01.1966 |
| 9 | 4.94 | 2.74 | 15.02.1996 | 164 | 90.9 | 324 | 26.03.1970 |
| 10 | 5.94 | 3.29 | 02.07.1996 | 163 | 90.4 | 318 | 31.12.1993 |

## Dauertabelle

| Unterschreitungsdauer in Tagen | Unterschrittene Abflüsse m³/s: Abflussjahr (*) 2000 | Kalenderjahr 2000 | 1966/2000 35 Kalenderjahre: Obere Hüllwerte | Mittlere Werte | Untere Hüllwerte |
|---|---|---|---|---|---|
| (365) | 90.8 | 90.8 | | | |
| 364 | 87.6 | 87.6 | 272 | 136 | 52.4 |
| 363 | 87.5 | 87.5 | 255 | 119 | 48.2 |
| 362 | 87.3 | 87.3 | 208 | 113 | 45.9 |
| 361 | 86.7 | 86.7 | 197 | 109 | 43.4 |
| 360 | 86.7 | 86.7 | 195 | 100 | 42.6 |
| 359 | 86.4 | 86.4 | 178 | 96.1 | 40.4 |
| 358 | 86.3 | 86.3 | 158 | 93.0 | 39.2 |
| 357 | 86.0 | 86.0 | 149 | 88.8 | 39.2 |
| 356 | 85.9 | 85.9 | 144 | 86.0 | 38.0 |
| 350 | 79.9 | 79.9 | 116 | 73.5 | 32.9 |
| 340 | 55.8 | 55.8 | 93.1 | 56.2 | 29.0 |
| 330 | 48.8 | 48.2 | 77.7 | 46.6 | 25.1 |
| 320 | 47.3 | 45.4 | 72.8 | 42.1 | 22.9 |
| 300 | 38.1 | 33.5 | 53.4 | 34.6 | 17.7 |
| 270 | 22.6 | 21.7 | 45.6 | 26.5 | 15.6 |
| 240 | 19.1 | 17.6 | 40.2 | 22.5 | 13.4 |
| 210 | 15.6 | 15.6 | 35.4 | 19.2 | 11.1 |
| 183 | 14.0 | 14.7 | 28.5 | 16.7 | 8.55 |
| 150 | 11.6 | 12.7 | 26.2 | 14.7 | 7.53 |
| 130 | 9.62 | 11.5 | 21.5 | 13.8 | 7.28 |
| 120 | 9.29 | 10.6 | 21.1 | 13.4 | 7.17 |
| 110 | 9.10 | 9.69 | 20.7 | 12.9 | 7.08 |
| 100 | 8.98 | 9.31 | 17.7 | 12.3 | 7.00 |
| 90 | 8.87 | 9.18 | 17.0 | 11.5 | 6.91 |
| 80 | 8.80 | 9.11 | 16.5 | 10.7 | 6.87 |
| 70 | 8.72 | 8.98 | 16.5 | 10.1 | 6.82 |
| 60 | 8.60 | 8.91 | 16.0 | 9.51 | 4.48 |
| 50 | 8.36 | 8.81 | 15.3 | 9.11 | 4.22 |
| 40 | 7.90 | 8.77 | 14.5 | 8.71 | 3.91 |
| 30 | 7.30 | 8.62 | 14.1 | 8.15 | 3.60 |
| 25 | 7.21 | 8.55 | 13.7 | 7.80 | 3.40 |
| 20 | 7.11 | 8.44 | 13.7 | 7.38 | 3.20 |
| 15 | 7.02 | 8.25 | 13.3 | 6.98 | 3.20 |
| 10 | 6.89 | 7.69 | 13.1 | 6.61 | 3.20 |
| 9 | 6.88 | 7.45 | 13.0 | 6.41 | 3.20 |
| 8 | 6.84 | 7.30 | 12.8 | 6.08 | 3.20 |
| 7 | 6.84 | 7.18 | 12.4 | 5.70 | 3.20 |
| 6 | 6.80 | 6.92 | 12.2 | 5.40 | 3.20 |
| 5 | 6.79 | 6.92 | 11.2 | 5.28 | 3.20 |
| 4 | 6.79 | 6.79 | 10.6 | 4.85 | 3.20 |
| 3 | 6.78 | 6.79 | 10.5 | 4.50 | 3.00 |
| 2 | 6.53 | 6.78 | 10.5 | 3.87 | 3.00 |
| 1 | 6.48 | 6.53 | 10.5 | 3.49 | 3.00 |
| 0 | 6.36 | 6.36 | 10.1 | 2.80 | 2.80 |

(*) Abflussjahr: 1.11. des Vorjahres bis 31.10.

2000 kein Eis
HQ1 und HQ5 aus Jahresreihe 1987 / 2000 ermittelt
Verkrautung vom 18.7. / 21.10.
durch Edertalsperre beeinflusst

HLUG Wiesbaden

$A_{Eo}$ : 8.47 km²
PNP : NN+427.73 m
Lage : 0.50 km oberhalb der Mündung rechts

Q
m³/s

Pegel : Aue Nr. 4281334000100
Gewässer : Preisdorf
Gebiet : Eder, Fulda

## Tageswerte

| Tag | 1999 Nov | 1999 Dez | 2000 Jan | Feb | Mrz | Apr | Mai | Jun | Jul | Aug | Sep | Okt | Nov | Dez |
|---|---|---|---|---|---|---|---|---|---|---|---|---|---|---|
| 1. | 0.030 | 0.240 | 0.312 | 1.40 | 1.10 | 0.124 | 0.049 | 0.038 | 0.017 | 0.045 | 0.032 | 0.090 | 0.168 | 0.240 |
| 2. | 0.043 | 0.222 | 0.267 | 1.10 | 1.15 | 0.124 | 0.049 | 0.038 | 0.017 | 0.044 | 0.029 | 0.090 | 0.194 | 0.221 |
| 3. | 0.039 | 0.248 | 0.263 | 0.851 | 1.33 | 0.111 | 0.049 | 0.039 | 0.017 | 0.047 | 0.029 | 0.090 | 0.212 | 0.201 |
| 4. | 0.038 | 0.269 | 0.356 | 0.657 | 1.66 | 0.107 | 0.049 | 0.047 | 0.041 | 0.050 | 0.029 | 0.080 | 0.202 | 0.180 |
| 5. | 0.032 | 0.263 | 0.717 | 0.541 | 1.10 | 0.098 | 0.042 | 0.048 | 0.038 | 0.041 | 0.029 | 0.083 | 0.184 | 0.164 |
| 6. | 0.034 | 0.257 | 0.861 | 0.441 | 0.776 | 0.090 | 0.038 | 0.044 | 0.038 | 0.038 | 0.035 | 0.079 | 0.179 | 0.160 |
| 7. | 0.036 | 0.324 | 0.747 | 0.399 | 0.568 | 0.080 | 0.044 | 0.049 | 0.032 | 0.041 | 0.062 | 0.076 | 0.154 | 0.148 |
| 8. | 0.038 | 0.564 | 0.642 | 0.415 | 0.650 | 0.076 | 0.039 | 0.049 | 0.037 | 0.038 | 0.052 | 0.076 | 0.150 | 0.150 |
| 9. | 0.038 | 0.750 | 0.554 | 0.471 | 1.47 | 0.076 | 0.038 | 0.042 | 0.031 | 0.038 | 0.049 | 0.076 | 0.144 | 0.141 |
| 10. | 0.038 | 0.745 | 0.459 | 0.441 | 1.65 | 0.076 | 0.048 | 0.038 | 0.038 | 0.035 | 0.049 | 0.091 | 0.125 | 0.168 |
| 11. | 0.048 | 0.781 | 0.391 | 0.416 | 1.22 | 0.076 | 0.039 | 0.038 | 0.047 | 0.032 | 0.049 | 0.104 | 0.124 | 0.198 |
| 12. | 0.049 | 1.86 | 0.328 | 0.416 | 0.914 | 0.076 | 0.038 | 0.038 | 0.050 | 0.030 | 0.049 | 0.107 | 0.132 | 0.283 |
| 13. | 0.049 | 2.58 | 0.275 | 0.428 | 0.739 | 0.076 | 0.038 | 0.038 | 0.040 | 0.030 | 0.049 | 0.107 | 0.166 | 0.386 |
| 14. | 0.049 | 1.81 | 0.234 | 0.382 | 0.625 | 0.076 | 0.033 | 0.032 | 0.052 | 0.030 | 0.049 | 0.107 | 0.173 | 0.451 |
| 15. | 0.049 | 1.24 | 0.203 | 0.396 | 0.542 | 0.076 | 0.030 | 0.034 | 0.061 | 0.030 | 0.049 | 0.107 | 0.193 | 0.498 |
| 16. | 0.049 | 0.878 | 0.181 | 0.440 | 0.567 | 0.064 | 0.030 | 0.030 | 0.061 | 0.025 | 0.072 | 0.107 | 0.198 | 0.543 |
| 17. | 0.049 | 0.638 | 0.179 | 0.481 | 0.645 | 0.061 | 0.032 | 0.030 | 0.061 | 0.023 | 0.062 | 0.107 | 0.184 | 0.529 |
| 18. | 0.049 | 0.489 | 0.179 | 0.452 | 0.938 | 0.061 | 0.030 | 0.030 | 0.053 | 0.021 | 0.052 | 0.091 | 0.170 | 0.459 |
| 19. | 0.049 | 0.364 | 0.188 | 0.399 | 1.01 | 0.061 | 0.034 | 0.024 | 0.049 | 0.031 | 0.049 | 0.090 | 0.173 | 0.373 |
| 20. | 0.049 | 0.279 | 0.198 | 0.332 | 0.852 | 0.061 | 0.038 | 0.021 | 0.036 | 0.029 | 0.049 | 0.090 | 0.161 | 0.302 |
| 21. | 0.049 | 0.234 | 0.215 | 0.277 | 0.655 | 0.053 | 0.038 | 0.021 | 0.030 | 0.031 | 0.084 | 0.076 | 0.143 | 0.242 |
| 22. | 0.049 | 0.205 | 0.218 | 0.250 | 0.502 | 0.049 | 0.038 | 0.029 | 0.030 | 0.029 | 0.076 | 0.076 | 0.156 | 0.217 |
| 23. | 0.049 | 0.187 | 0.200 | 0.226 | 0.378 | 0.049 | 0.038 | 0.023 | 0.030 | 0.029 | 0.076 | 0.076 | 0.160 | 0.181 |
| 24. | 0.057 | 0.191 | 0.209 | 0.218 | 0.293 | 0.060 | 0.031 | 0.021 | 0.039 | 0.029 | 0.076 | 0.076 | 0.160 | 0.168 |
| 25. | 0.073 | 0.655 | 0.172 | 0.861 | 0.240 | 0.053 | 0.042 | 0.021 | 0.051 | 0.029 | 0.087 | 0.064 | 0.171 | 0.149 |
| 26. | 0.121 | 1.07 | 0.185 | 1.28 | 0.212 | 0.049 | 0.038 | 0.021 | 0.040 | 0.029 | 0.077 | 0.061 | 0.179 | 0.148 |
| 27. | 0.169 | 1.03 | 0.145 | 0.939 | 0.184 | 0.049 | 0.038 | 0.021 | 0.038 | 0.029 | 0.076 | 0.074 | 0.179 | 0.128 |
| 28. | 0.208 | 0.841 | 0.141 | 0.773 | 0.164 | 0.049 | 0.038 | 0.021 | 0.045 | 0.029 | 0.096 | 0.079 | 0.201 | 0.125 |
| 29. | 0.218 | 0.642 | 0.279 | 0.811 | 0.147 | 0.049 | 0.044 | 0.018 | 0.049 | 0.029 | 0.097 | 0.084 | 0.213 | 0.111 |
| 30. | 0.223 | 0.482 | 1.47 | | 0.141 | 0.049 | 0.039 | 0.017 | 0.049 | 0.029 | 0.090 | 0.111 | 0.234 | 0.107 |
| 31. | | 0.383 | 1.54 | | 0.128 | | 0.038 | | 0.049 | 0.029 | | 0.134 | | 0.107 |

## Hauptwerte

| | 1975/1999 | | 1976/2000 25 Kalenderjahre | | | | | | | | | | | |
|---|---|---|---|---|---|---|---|---|---|---|---|---|---|---|
| Tag | 1. | 23. | 28. | 24. | 31. | 22. | 15. | 30. | 1. | 18. | 2. | 26. | 11. | 30. |
| NQ | 0.030 | 0.187 | 0.141 | 0.218 | 0.128 | 0.049 | 0.030 | 0.017 | 0.017 | 0.021 | 0.029 | 0.061 | 0.124 | 0.107 |
| MQ | 0.069 | 0.668 | 0.397 | 0.569 | 0.727 | 0.072 | 0.039 | 0.032 | 0.041 | 0.033 | 0.059 | 0.089 | 0.173 | 0.241 |
| HQ | 0.241 | 2.90 | 1.62 | 1.52 | 1.94 | 0.124 | 0.090 | 0.076 | 0.076 | 0.076 | 0.179 | 0.179 | 0.290 | 0.584 |
| Tag | 30. | 13. | 30. | 1. | 10. | 3. | 10. | 4. | 4. | 3. | 28. | 30. | 1. | 15. |
| $h_N$ mm | 74 | 236 | 97 | 152 | 174 | 37 | 72 | 57 | 110 | 69 | 100 | 80 | 85 | 100 |
| $h_A$ mm | 21 | 211 | 125 | 168 | 230 | 22 | 12 | 10 | 13 | 10 | 18 | 28 | 53 | 76 |
| Jahr | 1983 | 1985 | 1996 | 1996 | 1986 | 1991 | 1995 | 1988 | 1989 | 1983 | 1989 | 1977 | 1983 | 1985 |
| NQ | 0.012 | 0.030 | 0.030 | 0.013 | 0.021 | 0.044 | 0.019 | 0.015 | 0.013 | 0.013 | 0.009 | 0.010 | 0.012 | 0.030 |
| MNQ | 0.063 | 0.094 | 0.099 | 0.096 | 0.099 | 0.093 | 0.056 | 0.040 | 0.031 | 0.027 | 0.028 | 0.045 | 0.067 | 0.096 |
| MQ | 0.214 | 0.367 | 0.389 | 0.273 | 0.366 | 0.227 | 0.106 | 0.085 | 0.074 | 0.045 | 0.076 | 0.121 | 0.218 | 0.370 |
| MHQ | 0.764 | 1.67 | 1.74 | 1.07 | 1.44 | 0.597 | 0.319 | 0.385 | 0.355 | 0.183 | 0.312 | 0.492 | 0.755 | 1.67 |
| HQ | 2.45 | 4.52 | 4.82 | 4.03 | 4.44 | 2.26 | 2.52 | 2.12 | 1.98 | 0.772 | 2.74 | 4.93 | 2.45 | 4.52 |
| Jahr | 1998 | 1986 | 1995 | 1980 | 1981 | 1994 | 1984 | 1979 | 1980 | 1987 | 1998 | 1998 | 1998 | 1986 |
| $Mh_N$ mm | 93 | 138 | 115 | 87 | 108 | 67 | 57 | 73 | 81 | 67 | 86 | 100 | 92 | 136 |
| $Mh_A$ mm | 65 | 116 | 123 | 79 | 116 | 69 | 34 | 26 | 23 | 14 | 23 | 38 | 67 | 117 |

| | | Abflussjahr (*) 2000 Jahr | Datum | Winter | Sommer | Kalenderjahr 2000 Jahr | Datum |
|---|---|---|---|---|---|---|---|
| NQ | m³/s | 0.017 | am 30.06.2000 | 0.030 | 0.017 | 0.017 | am 30.06.2000 |
| MQ | m³/s | 0.233 | | 0.419 | 0.049 | 0.205 | |
| HQ | m³/s | 2.90 | am 13.12.1999 bei W = 79.0 cm | 2.90 | 0.179 | 1.94 | am 10.03.2000 bei W = 65.0 cm |
| Nq | l/(skm²) | 2.01 | | 3.48 | 2.01 | 2.01 | |
| Mq | l/(skm²) | 27.5 | | 49.5 | 5.76 | 24.2 | |
| Hq | l/(skm²) | 342 | | 342 | 21.1 | 229 | |
| $h_N$ | mm | 1257 | | 770 | 488 | 1132 | |
| $h_A$ | mm | 870 | | 778 | 92 | 766 | |

| | | 1976/2000 (*) 25 Jahre | | | | 1976/2000 | |
|---|---|---|---|---|---|---|---|
| NQ | m³/s | 0.009 | am 6.09.1989 | 0.012 | 0.009 | 0.009 | am 6.09.1989 |
| MNQ | m³/s | 0.019 | | 0.043 | 0.020 | 0.020 | |
| MQ | m³/s | 0.195 | | 0.307 | 0.085 | 0.196 | |
| MHQ | m³/s | 3.02 | | 2.91 | 0.929 | 2.94 | |
| HQ | m³/s | 4.93 | am 28.10.1998 bei W = 101 cm | 4.82 | 4.93 | 4.93 | am 28.10.1998 bei W = 101 cm |
| $HQ_1$ | m³/s | | | | | | |
| $HQ_5$ | m³/s | | | | | | |
| MNq | l/(skm²) | 2.20 | | 5.03 | 2.40 | 2.34 | |
| Mq | l/(skm²) | 23.0 | | 36.3 | 10.0 | 23.1 | |
| MHq | l/(skm²) | 357 | | 344 | 110 | 347 | |
| $Mh_N$ | mm | 1072 | | 608 | 464 | 1072 | |
| $Mh_A$ | mm | 727 | | 568 | 159 | 729 | |

## Extremwerte

| | Niedrigwasser (n) m³/s | l/(skm²) | Datum | Hochwasser m³/s | l/(skm²) | cm | Datum |
|---|---|---|---|---|---|---|---|
| 1 | 0.009 | 1.06 | 6.09.1989 | 4.93 | 581 | 101 | 28.10.1998 |
| 2 | 0.010 | 1.18 | 24.10.1977 | 4.82 | 569 | 100 | 23.01.1995 |
| 3 | 0.010 | 1.18 | 5.09.1991 | 4.62 | 545 | 98.0 | 20.01.1986 |
| 4 | 0.012 | 1.41 | 14.11.1983 | 4.52 | 534 | 97.0 | 31.12.1986 |
| 5 | 0.013 | 1.59 | 13.07.1988 | 4.44 | 524 | 94.0 | 10.03.1981 |
| 6 | 0.013 | 1.53 | 9.07.1993 | 4.43 | 523 | 96.0 | 30.01.1995 |
| 7 | 0.013 | 1.53 | 11.08.1995 | 4.23 | 499 | 94.0 | 31.12.1993 |
| 8 | 0.013 | 1.53 | 3.08.1999 | 4.03 | 476 | 90.0 | 6.02.1980 |
| 9 | 0.016 | 1.89 | 11.09.1982 | 3.93 | 465 | 91.0 | 3.03.1999 |
| 10 | 0.017 | 2.01 | 5.07.1984 | 3.57 | 421 | 87.0 | 26.01.1995 |

## Dauertabelle

| Unterschreitungsdauer in Tagen | Unterschrittene Abflüsse m³/s: Abflussjahr (*) 2000 | Kalenderjahr 2000 | 1976/2000 25 Kalenderjahre Obere Hüllkurve | Mittlere Werte | Untere Hüllkurve |
|---|---|---|---|---|---|
| 364 | 2.58 | 1.66 | 4.02 | 2.27 | 0.877 |
| 363 | 1.86 | 1.65 | 3.98 | 1.88 | 0.863 |
| 362 | 1.81 | 1.54 | 3.31 | 1.66 | 0.790 |
| 361 | 1.66 | 1.47 | 2.42 | 1.47 | 0.745 |
| 360 | 1.65 | 1.47 | 2.41 | 1.28 | 0.574 |
| 359 | 1.54 | 1.40 | 2.18 | 1.18 | 0.511 |
| 358 | 1.47 | 1.33 | 2.02 | 1.10 | 0.510 |
| 357 | 1.47 | 1.28 | 2.00 | 1.05 | 0.507 |
| 356 | 1.40 | 1.22 | 1.92 | 1.01 | 0.495 |
| 350 | 1.10 | 0.939 | 1.27 | 0.811 | 0.392 |
| 340 | 0.861 | 0.747 | 0.958 | 0.602 | 0.307 |
| 330 | 0.747 | 0.567 | 0.769 | 0.482 | 0.249 |
| 320 | 0.642 | 0.459 | 0.673 | 0.394 | 0.232 |
| 300 | 0.416 | 0.332 | 0.501 | 0.286 | 0.139 |
| 270 | 0.234 | 0.201 | 0.318 | 0.200 | 0.099 |
| 240 | 0.141 | 0.164 | 0.220 | 0.150 | 0.069 |
| 210 | 0.084 | 0.111 | 0.188 | 0.116 | 0.053 |
| 183 | 0.073 | 0.080 | 0.160 | 0.093 | 0.043 |
| 150 | 0.049 | 0.061 | 0.116 | 0.075 | 0.034 |
| 130 | 0.049 | 0.049 | 0.107 | 0.061 | 0.033 |
| 120 | 0.048 | 0.049 | 0.107 | 0.058 | 0.030 |
| 110 | 0.044 | 0.049 | 0.107 | 0.052 | 0.028 |
| 100 | 0.040 | 0.044 | 0.107 | 0.049 | 0.023 |
| 90 | 0.038 | 0.039 | 0.098 | 0.044 | 0.021 |
| 80 | 0.038 | 0.038 | 0.090 | 0.039 | 0.020 |
| 70 | 0.038 | 0.038 | 0.090 | 0.036 | 0.019 |
| 60 | 0.035 | 0.037 | 0.083 | 0.032 | 0.017 |
| 50 | 0.032 | 0.032 | 0.076 | 0.030 | 0.017 |
| 40 | 0.030 | 0.030 | 0.076 | 0.027 | 0.017 |
| 30 | 0.029 | 0.029 | 0.069 | 0.021 | 0.016 |
| 25 | 0.029 | 0.029 | 0.064 | 0.021 | 0.015 |
| 20 | 0.029 | 0.029 | 0.064 | 0.019 | 0.014 |
| 15 | 0.025 | 0.025 | 0.064 | 0.018 | 0.013 |
| 10 | 0.021 | 0.021 | 0.063 | 0.017 | 0.013 |
| 9 | 0.021 | 0.021 | 0.061 | 0.017 | 0.013 |
| 8 | 0.021 | 0.021 | 0.059 | 0.017 | 0.013 |
| 7 | 0.021 | 0.021 | 0.058 | 0.017 | 0.010 |
| 6 | 0.021 | 0.021 | 0.056 | 0.017 | 0.010 |
| 5 | 0.021 | 0.021 | 0.055 | 0.017 | 0.010 |
| 4 | 0.021 | 0.021 | 0.053 | 0.015 | 0.010 |
| 3 | 0.018 | 0.018 | 0.053 | 0.014 | 0.010 |
| 2 | 0.017 | 0.017 | 0.053 | 0.013 | 0.010 |
| 1 | 0.017 | 0.017 | 0.053 | 0.013 | 0.009 |
| 0 | 0.017 | 0.017 | 0.050 | 0.009 | 0.009 |

(*) Abflussjahr: 1.11. des Vorjahres bis 1.11.

$A_{Eo}$ : 84.70 km²
PNP : NN+400.26 m
Lage : 0.18 km oberhalb der Mündung rechts

Q m³/s

Pegel : Raumland Nr. 4281490000100
Gewässer : Odeborn
Gebiet : Eder, Fulda

## Tageswerte

| Tag | 1999 Nov | 1999 Dez | 2000 Jan | Feb | Mrz | Apr | Mai | Jun | Jul | Aug | Sep | Okt | Nov | Dez |
|---|---|---|---|---|---|---|---|---|---|---|---|---|---|---|
| 1. | 0.285 | 3.91 | 2.68 | 13.1 | 10.4 | 1.70 | 0.554 | 0.285 | 0.190 | 0.936 | 0.320 | 1.01 | 1.87 | 2.15 |
| 2. | 0.410 | 3.57 | 2.43 | 9.19 | 10.6 | 1.65 | 0.576 | 0.245 | 0.190 | 0.863 | 0.410 | 0.779 | 2.45 | 2.04 |
| 3. | 0.395 | 3.53 | 2.41 | 6.61 | 10.7 | 1.58 | 0.574 | 1.37 | 0.215 | 0.808 | 0.460 | 0.610 | 2.53 | 1.80 |
| 4. | 0.338 | 3.35 | 3.28 | 4.96 | 12.3 | 1.55 | 0.532 | 1.54 | 0.335 | 0.776 | 0.347 | 0.576 | 2.35 | 1.68 |
| 5. | 0.327 | 2.85 | 6.24 | 4.34 | 8.58 | 1.44 | 0.441 | 1.09 | 0.410 | 0.569 | 0.288 | 0.543 | 2.02 | 1.59 |
| 6. | 0.331 | 2.65 | 6.93 | 3.74 | 6.19 | 1.33 | 0.420 | 0.973 | 0.353 | 0.509 | 0.332 | 0.549 | 1.83 | 1.49 |
| 7. | 0.341 | 3.33 | 5.80 | 3.53 | 4.87 | 1.22 | 0.432 | 0.969 | 0.248 | 0.584 | 1.11 | 0.475 | 1.61 | 1.44 |
| 8. | 0.381 | 5.42 | 5.00 | 3.67 | 5.72 | 1.22 | 0.481 | 0.823 | 0.287 | 0.534 | 1.00 | 0.486 | 1.51 | 1.65 |
| 9. | 0.372 | 7.10 | 4.48 | 4.21 | 15.4 | 1.20 | 0.423 | 0.734 | 0.264 | 0.481 | 0.892 | 0.744 | 1.50 | 1.46 |
| 10. | 0.376 | 7.06 | 3.86 | 4.28 | 15.7 | 1.20 | 0.460 | 0.668 | 0.401 | 0.425 | 0.851 | 0.974 | 1.30 | 1.58 |
| 11. | 0.561 | 7.31 | 3.29 | 4.43 | 10.5 | 1.18 | 0.413 | 0.641 | 0.404 | 0.414 | 0.802 | 1.47 | 1.30 | 2.01 |
| 12. | 0.473 | 14.8 | 2.84 | 4.35 | 7.83 | 1.17 | 0.367 | 0.556 | 0.448 | 0.363 | 0.683 | 1.46 | 1.32 | 2.75 |
| 13. | 0.470 | 16.5 | 2.52 | 4.39 | 6.16 | 0.967 | 0.327 | 0.506 | 0.404 | 0.328 | 0.627 | 1.64 | 2.33 | 3.32 |
| 14. | 0.505 | 12.3 | 2.14 | 3.79 | 5.25 | 0.859 | 0.327 | 0.480 | 0.485 | 0.306 | 0.582 | 1.60 | 2.40 | 3.81 |
| 15. | 0.523 | 8.15 | 1.77 | 4.01 | 4.49 | 0.854 | 0.301 | 0.514 | 0.550 | 0.286 | 0.537 | 1.52 | 2.62 | 4.22 |
| 16. | 0.510 | 5.46 | 1.54 | 4.39 | 4.93 | 0.786 | 0.285 | 0.469 | 0.575 | 0.300 | 0.835 | 1.44 | 2.50 | 4.49 |
| 17. | 0.549 | 4.13 | 1.52 | 4.56 | 6.35 | 0.749 | 0.321 | 0.429 | 0.555 | 0.270 | 0.761 | 1.35 | 2.28 | 4.24 |
| 18. | 0.576 | 3.38 | 2.21 | 4.29 | 8.90 | 0.708 | 0.336 | 0.401 | 0.517 | 0.249 | 0.611 | 1.22 | 2.08 | 3.54 |
| 19. | 0.558 | 2.69 | 2.83 | 3.96 | 8.76 | 0.738 | 0.394 | 0.338 | 0.504 | 1.01 | 0.570 | 1.15 | 2.01 | 2.95 |
| 20. | 0.500 | 2.25 | 3.02 | 3.38 | 7.01 | 0.686 | 0.430 | 0.264 | 0.455 | 0.678 | 0.526 | 1.07 | 2.00 | 2.54 |
| 21. | 0.444 | 1.88 | 3.06 | 2.83 | 5.27 | 0.647 | 0.381 | 0.270 | 0.420 | 0.725 | 1.07 | 0.966 | 1.88 | 2.11 |
| 22. | 0.487 | 1.63 | 2.75 | 2.60 | 3.99 | 0.633 | 0.390 | 0.333 | 0.420 | 0.503 | 0.957 | 0.891 | 2.12 | 1.79 |
| 23. | 0.572 | 1.51 | 2.50 | 2.29 | 3.11 | 0.633 | 0.356 | 0.274 | 0.375 | 0.416 | 0.910 | 0.761 | 2.15 | 1.59 |
| 24. | 0.847 | 1.46 | 2.08 | 2.35 | 2.56 | 0.849 | 0.325 | 0.287 | 0.637 | 0.372 | 0.942 | 0.794 | 2.07 | 1.48 |
| 25. | 1.14 | 5.71 | 1.80 | 8.84 | 2.23 | 0.681 | 0.518 | 0.287 | 0.870 | 0.373 | 1.07 | 0.706 | 2.07 | 1.39 |
| 26. | 1.90 | 8.54 | 1.61 | 11.1 | 2.16 | 0.621 | 0.397 | 0.245 | 0.653 | 0.362 | 0.918 | 0.734 | 2.20 | 1.32 |
| 27. | 2.51 | 7.80 | 1.49 | 7.82 | 1.96 | 0.591 | 0.327 | 0.225 | 0.564 | 0.354 | 0.860 | 0.774 | 2.01 | 1.26 |
| 28. | 3.07 | 6.03 | 1.34 | 6.20 | 1.76 | 0.583 | 0.334 | 0.209 | 0.706 | 0.300 | 0.953 | 0.913 | 2.25 | 1.24 |
| 29. | 3.00 | 4.59 | 2.78 | 6.86 | 1.70 | 0.582 | 0.416 | 0.209 | 0.706 | 0.261 | 1.16 | 0.915 | 2.18 | 1.08 |
| 30. | 2.93 | 3.67 | 14.8 | | 1.71 | 0.571 | 0.379 | 0.205 | 0.960 | 0.237 | 0.920 | 1.13 | 2.18 | 1.01 |
| 31. | | 3.03 | 13.6 | | 1.67 | | 0.314 | | 0.966 | 0.227 | | 1.55 | | 0.969 |

## Hauptwerte

| | 1999 Nov | 1999 Dez | 2000 Jan | Feb | Mrz | Apr | Mai | Jun | Jul | Aug | Sep | Okt | Nov | Dez |
|---|---|---|---|---|---|---|---|---|---|---|---|---|---|---|
| Tag | 1. | 24. | 28. | 23. | 31. | 30. | 16. | 30. | 1. | 31. | 5. | 7. | 10. | 31. |
| NQ | 0.285 | 1.46 | 1.34 | 2.29 | 1.67 | 0.571 | 0.285 | 0.205 | 0.190 | 0.227 | 0.288 | 0.475 | 1.30 | 0.969 |
| MQ | 0.856 | 5.34 | 3.70 | 5.17 | 6.41 | 0.973 | 0.404 | 0.528 | 0.486 | 0.478 | 0.743 | 0.993 | 2.03 | 2.13 |
| HQ | 3.29 | 20.6 | 16.1 | 14.7 | 19.2 | 1.88 | 0.812 | 8.45 | 3.84 | 3.59 | 1.79 | 2.28 | 3.35 | 4.61 |
| Tag | 28. | 12. | 30. | 1. | 10. | 1. | 3. | 3. | 24. | 19. | 7. | 16. | 1. | 15. |
| $h_N$ mm | 82 | 217 | 101 | 160 | 152 | 45 | 74 | 76 | 136 | 64 | 109 | 77 | 88 | 87 |
| $h_A$ mm | 26 | 169 | 117 | 153 | 203 | 30 | 13 | 16 | 15 | 15 | 23 | 31 | 62 | 67 |

| | 1950/1999 | | 1951/2000 50 Kalenderjahre | | | | | | | | | | | |
|---|---|---|---|---|---|---|---|---|---|---|---|---|---|---|
| Jahr | 1971 | 1978 | 1964 | 1996 | 1963 | 1974 | 1976 | 1988 | 1999 | 1995 | 1976 | 1983 | 1971 | 1978 |
| NQ | 0.125 | 0.185 | 0.231 | 0.148 | 0.175 | 0.330 | 0.234 | 0.146 | 0.117 | 0.079 | 0.081 | 0.122 | 0.125 | 0.185 |
| MNQ | 0.810 | 1.05 | 0.971 | 1.05 | 1.14 | 1.16 | 0.634 | 0.456 | 0.426 | 0.404 | 0.392 | 0.550 | 0.807 | 1.03 |
| MQ | 2.37 | 3.67 | 3.45 | 2.85 | 3.44 | 2.80 | 1.28 | 0.957 | 1.04 | 0.845 | 0.980 | 1.54 | 2.31 | 3.65 |
| MHQ | 7.77 | 14.9 | 14.0 | 10.0 | 11.9 | 7.15 | 3.31 | 3.62 | 4.64 | 3.76 | 3.70 | 5.01 | 7.66 | 14.9 |
| HQ | 24.8 | 45.1 | 44.0 | 37.9 | 50.8 | 26.9 | 25.9 | 18.0 | 34.2 | 22.4 | 27.4 | 38.0 | 24.8 | 45.1 |
| Jahr | 1963 | 1965 | 1987 | 1980 | 1981 | 1970 | 1984 | 1966 | 1980 | 1969 | 1957 | 1998 | 1963 | 1965 |
| $Mh_N$ mm | 115 | 142 | 138 | 99 | 100 | 78 | 75 | 88 | 94 | 90 | 88 | 91 | 113 | 142 |
| $Mh_A$ mm | 73 | 116 | 109 | 82 | 109 | 86 | 40 | 29 | 33 | 27 | 30 | 49 | 71 | 115 |

| | | Abflussjahr (*) 2000 Jahr | Datum | Winter | Sommer | Kalenderjahr 2000 Jahr | Datum |
|---|---|---|---|---|---|---|---|
| NQ | m³/s | 0.190 | am 1.07.2000 | 0.285 | 0.190 | 0.190 | am 1.07.2000 |
| MQ | m³/s | 2.17 | | 3.76 | 0.605 | 2.00 | |
| HQ | m³/s | 20.6 | am 12.12.1999 bei W = 137 cm | 20.6 | 8.45 | 19.2 | am 10.03.2000 bei W = 132 cm |
| Nq | l/(skm²) | 2.24 | | 3.36 | 2.24 | 2.24 | |
| Mq | l/(skm²) | 25.7 | | 44.4 | 7.15 | 23.6 | |
| Hq | l/(skm²) | 243 | | 243 | 99.7 | 226 | |
| $h_N$ | mm | 1293 | | 757 | 536 | 1169 | |
| $h_A$ | mm | 811 | | 698 | 114 | 746 | |

| | | 1951/2000 (*) 50 Jahre | | | | 1951/2000 | |
|---|---|---|---|---|---|---|---|
| NQ | m³/s | 0.079 | am 19.08.1995 | 0.125 | 0.079 | 0.079 | am 19.08.1995 |
| MNQ | m³/s | 0.238 | | 0.497 | 0.253 | 0.246 | |
| MQ | m³/s | 2.10 | | 3.11 | 1.11 | 2.09 | |
| MHQ | m³/s | 24.5 | | 23.4 | 9.33 | 24.8 | |
| HQ | m³/s | 50.8 | am 10.03.1981 bei W = 208 cm | 50.8 | 38.0 | 50.8 | am 10.03.1981 bei W = 208 cm |
| $HQ_1$ | m³/s | | | | | | |
| $HQ_5$ | m³/s | | | | | | |
| MNq | l/(skm²) | 2.80 | | 5.87 | 2.98 | 2.91 | |
| Mq | l/(skm²) | 24.8 | | 36.7 | 13.1 | 24.7 | |
| MHq | l/(skm²) | 290 | | 276 | 110 | 293 | |
| $Mh_N$ | mm | 1198 | | 671 | 527 | 1196 | |
| $Mh_A$ | mm | 783 | | 575 | 208 | 780 | |

## Extremwerte

| | Niedrigwasser (n) m³/s | l/(skm²) | Datum | Hochwasser m³/s | l/(skm²) | cm | Datum |
|---|---|---|---|---|---|---|---|
| 1 | 0.079 | 0.934 | 19.08.1995 | 50.8 | 600 | 208 | 10.03.1981 |
| 2 | 0.081 | 0.962 | 24.09.1976 | 45.1 | 533 | 198 | 19.12.1965 |
| 3 | 0.084 | 0.992 | 15.09.1991 | 45.1 | 532 | 198 | 31.12.1986 |
| 4 | 0.104 | 1.23 | 9.09.1973 | 43.0 | 508 | 194 | 23.01.1995 |
| 5 | 0.109 | 1.28 | 10.09.1999 | 40.5 | 478 | 189 | 3.03.1999 |
| 6 | 0.120 | 1.42 | 24.07.1959 | 40.0 | 472 | 188 | 24.12.1967 |
| 7 | 0.120 | 1.42 | 9.08.1992 | 39.0 | 460 | 186 | 30.01.1995 |
| 8 | 0.120 | 1.42 | 21.09.1997 | 38.0 | 449 | 184 | 28.10.1998 |
| 9 | 0.122 | 1.44 | 17.09.1982 | 37.9 | 448 | 184 | 6.02.1980 |
| 10 | 0.122 | 1.44 | 18.08.1983 | 35.1 | 414 | 178 | 20.12.1966 |

## Dauertabelle

| Unterschreitungsdauer in Tagen | Unterschrittene Abflüsse m³/s: Abflussjahr (*) 2000 | Kalenderjahr 2000 | 1951/2000 50 Kalenderjahre: Obere Hüllkurve | Mittlere Werte | Untere Hüllkurve |
|---|---|---|---|---|---|
| 364 | 16.5 | 15.7 | 43.7 | 19.1 | 9.55 |
| 363 | 15.7 | 15.4 | 31.5 | 16.4 | 8.94 |
| 362 | 15.4 | 14.8 | 26.6 | 14.4 | 7.07 |
| 361 | 14.8 | 13.6 | 23.7 | 13.1 | 5.57 |
| 360 | 14.8 | 13.1 | 21.3 | 12.3 | 5.52 |
| 359 | 13.6 | 12.3 | 18.4 | 11.6 | 5.14 |
| 358 | 13.1 | 11.1 | 18.1 | 11.0 | 4.81 |
| 357 | 12.3 | 10.7 | 17.8 | 10.5 | 4.63 |
| 356 | 12.3 | 10.6 | 17.7 | 10.1 | 4.52 |
| 350 | 9.19 | 8.76 | 14.0 | 8.13 | 4.07 |
| 340 | 7.32 | 6.20 | 10.1 | 6.16 | 2.73 |
| 330 | 6.19 | 4.88 | 8.76 | 5.07 | 2.52 |
| 320 | 5.00 | 4.29 | 7.58 | 4.27 | 2.11 |
| 300 | 3.91 | 3.06 | 5.71 | 3.27 | 1.57 |
| 270 | 2.65 | 2.20 | 3.75 | 2.34 | 1.15 |
| 240 | 1.60 | 1.70 | 3.14 | 1.77 | 0.808 |
| 210 | 1.11 | 1.39 | 2.56 | 1.41 | 0.484 |
| 183 | 0.863 | 1.01 | 2.16 | 1.13 | 0.351 |
| 150 | 0.653 | 0.802 | 1.90 | 0.855 | 0.268 |
| 130 | 0.572 | 0.681 | 1.83 | 0.737 | 0.241 |
| 120 | 0.550 | 0.621 | 1.77 | 0.686 | 0.241 |
| 110 | 0.517 | 0.575 | 1.73 | 0.635 | 0.241 |
| 100 | 0.486 | 0.549 | 1.70 | 0.586 | 0.241 |
| 90 | 0.460 | 0.506 | 1.65 | 0.531 | 0.220 |
| 80 | 0.420 | 0.460 | 1.65 | 0.484 | 0.209 |
| 70 | 0.404 | 0.420 | 1.60 | 0.441 | 0.197 |
| 60 | 0.379 | 0.404 | 1.57 | 0.400 | 0.180 |
| 50 | 0.354 | 0.372 | 1.55 | 0.361 | 0.173 |
| 40 | 0.332 | 0.335 | 1.55 | 0.316 | 0.148 |
| 30 | 0.314 | 0.320 | 1.55 | 0.275 | 0.143 |
| 25 | 0.288 | 0.300 | 1.51 | 0.247 | 0.138 |
| 20 | 0.285 | 0.286 | 1.50 | 0.221 | 0.122 |
| 15 | 0.270 | 0.270 | 1.48 | 0.208 | 0.120 |
| 10 | 0.248 | 0.248 | 1.46 | 0.186 | 0.115 |
| 9 | 0.245 | 0.245 | 1.46 | 0.178 | 0.111 |
| 8 | 0.245 | 0.245 | 1.46 | 0.175 | 0.107 |
| 7 | 0.237 | 0.237 | 1.46 | 0.168 | 0.101 |
| 6 | 0.227 | 0.227 | 1.46 | 0.161 | 0.093 |
| 5 | 0.225 | 0.225 | 1.45 | 0.153 | 0.093 |
| 4 | 0.215 | 0.215 | 1.44 | 0.146 | 0.092 |
| 3 | 0.209 | 0.209 | 1.41 | 0.138 | 0.091 |
| 2 | 0.209 | 0.209 | 1.41 | 0.124 | 0.085 |
| 1 | 0.205 | 0.205 | 1.41 | 0.120 | 0.082 |
| 0 | 0.190 | 0.190 | 1.36 | 0.079 | 0.079 |

(*) Abflussjahr: 1.11. des Vorjahres bis 1.11.

$A_{Eo}$ : 131 km²
PNP : NN + 237.71 m
Lage: 74.2 km oberhalb der Mündung, rechts

# Q
m³/s

Pegel : Alsfeld Nr. 42880458
Gewässer : Schwalm
Gebiet : Fulda

## Tageswerte

| Tag | 1999 Nov | 1999 Dez | 2000 Jan | Feb | Mrz | Apr | Mai | Jun | Jul | Aug | Sep | Okt | Nov | Dez |
|---|---|---|---|---|---|---|---|---|---|---|---|---|---|---|
| 1. | 0.473 | 0.499 | 1.31 | 2.86 | 2.72 | 1.05 | 0.523 | 0.460 | 0.567 | 0.534 | 0.400 | 0.502 | 0.751 | 0.727 |
| 2. | 0.569 | 0.496 | 1.19 | 2.10 | 2.19 | 0.978 | 0.506 | 0.440 | 0.529 | 0.564 | 0.883 | 0.435 | 0.947 | 0.710 |
| 3. | 0.594 | 0.503 | 1.17 | 1.85 | 4.13 | 0.885 | 0.490 | 0.427 | 1.05 | 0.515 | 0.653 | 0.389 | 1.53 | 0.688 |
| 4. | 0.472 | 0.596 | 1.19 | 1.55 | 6.22 | 0.799 | 0.480 | 0.569 | 0.669 | 0.534 | 0.492 | 0.370 | 1.50 | 0.650 |
| 5. | 0.453 | 0.592 | 1.69 | 1.45 | 3.03 | 0.724 | 0.460 | 0.679 | 0.795 | 0.454 | 0.419 | 0.372 | 1.05 | 0.637 |
| 6. | 0.465 | 0.556 | 1.33 | 1.27 | 2.31 | 0.653 | 0.454 | 0.453 | 0.527 | 0.421 | 0.437 | 0.439 | 0.884 | 0.591 |
| 7. | 0.430 | 0.659 | 1.16 | 1.27 | 1.91 | 0.592 | 0.431 | 0.432 | 0.516 | 0.398 | 0.811 | 0.399 | 0.798 | 0.578 |
| 8. | 0.451 | 1.19 | 1.05 | 1.38 | 1.72 | 0.553 | 0.485 | 0.411 | 0.692 | 0.433 | 0.742 | 0.399 | 0.785 | 0.607 |
| 9. | 0.430 | 1.03 | 1.06 | 1.98 | 2.54 | 0.547 | 0.472 | 0.393 | 0.541 | 0.439 | 0.532 | 0.576 | 0.879 | 0.628 |
| 10. | 0.498 | 1.11 | 1.02 | 1.82 | 2.31 | 0.528 | 0.480 | 0.373 | 0.628 | 0.448 | 0.464 | 0.598 | 0.840 | 0.772 |
| 11. | 0.705 | 1.04 | 0.861 | 2.18 | 1.93 | 0.522 | 0.452 | 0.388 | 0.535 | 0.433 | 0.440 | 1.23 | 0.723 | 1.52 |
| 12. | 0.538 | 6.62 | 0.786 | 1.64 | 1.70 | 0.559 | 0.434 | 0.395 | 0.512 | 0.387 | 0.425 | 1.62 | 0.658 | 1.40 |
| 13. | 0.484 | 4.77 | 0.754 | 1.78 | 1.42 | 0.613 | 0.430 | 0.379 | 0.438 | 0.374 | 0.493 | 0.949 | 1.03 | 1.36 |
| 14. | 0.464 | 4.65 | R 0.679 | 1.65 | 1.51 | 0.619 | 0.430 | 0.383 | 0.643 | 0.365 | 0.538 | 0.703 | 2.27 | 1.78 |
| 15. | 0.465 | 2.61 | R 0.645 | 1.87 | 2.11 | 0.611 | 0.430 | 0.386 | 0.742 | 0.362 | 0.478 | 0.616 | 1.75 | 3.13 |
| 16. | 0.450 | 1.69 | R 0.592 | 3.56 | 1.69 | 0.583 | 0.421 | 0.395 | 0.663 | 0.379 | 0.951 | 0.560 | 1.41 | 2.14 |
| 17. | 0.438 | 1.26 | R 0.589 | 2.72 | 1.66 | 0.550 | 0.441 | 0.386 | 0.524 | 0.369 | 0.915 | 0.490 | 1.20 | 1.50 |
| 18. | 0.462 | 1.20 | R 0.608 | 2.15 | 2.23 | 0.524 | 0.503 | 0.378 | 0.490 | 0.355 | 0.656 | 0.453 | 1.10 | 1.20 |
| 19. | 0.470 | 1.13 | 0.579 | 4.28 | 2.38 | 1.34 | 0.510 | 0.377 | 0.467 | 0.477 | 0.555 | 0.462 | 0.986 | 1.09 |
| 20. | 0.457 | 0.928 | 0.550 | 4.05 | 1.77 | 0.992 | 0.624 | 0.384 | 0.452 | 0.701 | 0.488 | 0.463 | 1.10 | 0.959 |
| 21. | 0.445 | 0.799 | 0.606 | 2.53 | 1.43 | 0.780 | 0.495 | 0.372 | 0.430 | 0.929 | 0.829 | 0.435 | 0.929 | 0.813 |
| 22. | 0.430 | 0.701 | 0.695 | 2.06 | 1.22 | 0.678 | 0.502 | 0.402 | 0.427 | 0.658 | 0.928 | 0.408 | 0.911 | 0.682 |
| 23. | 0.543 | 0.648 | 0.698 | 1.76 | 1.07 | 0.618 | 0.484 | 0.383 | 0.430 | 0.456 | 0.649 | 0.398 | 1.09 | 0.635 |
| 24. | 0.727 | 0.658 | 0.573 | 1.71 | 1.02 | 0.835 | 0.460 | 0.600 | 0.473 | 0.389 | 0.530 | 0.445 | 0.980 | 0.612 |
| 25. | 0.777 | 2.64 | 0.505 | 4.09 | 1.24 | 0.772 | 0.659 | 0.456 | 0.618 | 0.363 | 0.544 | 0.424 | 0.847 | 0.642 |
| 26. | 0.728 | 4.73 | 0.482 | 2.98 | 1.43 | 0.634 | 0.529 | 0.403 | 0.570 | 0.363 | 0.513 | 0.388 | 0.815 | 0.634 |
| 27. | 0.644 | 7.48 | 0.487 | 2.10 | 1.29 | 0.573 | 0.465 | 0.390 | 0.591 | 0.409 | 0.585 | 0.403 | 0.751 | 0.855 |
| 28. | 0.578 | 3.45 | 0.468 | 1.84 | 1.16 | 0.549 | 0.469 | 0.372 | 0.577 | 0.431 | 0.528 | 0.434 | 0.919 | 1.60 |
| 29. | 0.550 | 2.23 | 0.812 | 2.06 | 1.04 | 0.548 | 0.486 | 0.368 | 0.583 | 0.360 | 0.494 | 0.414 | 0.917 | 1.20 |
| 30. | 0.512 | 1.83 | 5.42 | | 1.16 | 0.588 | 0.494 | 0.378 | 1.10 | 0.358 | 0.450 | 0.464 | 0.808 | 0.968 |
| 31. | | 1.52 | 3.69 | | 1.15 | | 0.482 | | 0.922 | 0.360 | | 0.764 | | 0.839 |

## Hauptwerte

| | 1999 Nov | 1999 Dez | 2000 Jan | Feb | Mrz | Apr | Mai | Jun | Jul | Aug | Sep | Okt | Nov | Dez |
|---|---|---|---|---|---|---|---|---|---|---|---|---|---|---|
| Tag | 7.+ | 2. | 28. | 6. | 24. | 11. | 16. | 29. | 22. | 18. | 1. | 4. | 12. | 7. |
| NQ | 0.430 | 0.496 | 0.468 | 1.27 | 1.02 | 0.522 | 0.421 | 0.368 | 0.427 | 0.355 | 0.400 | 0.370 | 0.658 | 0.578 |
| MQ | 0.523 | 1.93 | 1.07 | 2.23 | 1.96 | 0.693 | 0.483 | 0.420 | 0.603 | 0.452 | 0.594 | 0.548 | 1.04 | 1.04 |
| HQ | 0.860 | 11.8 | 9.24 | 6.94 | 10.7 | 2.30 | 1.14 | 3.36 | 4.22 | 3.48 | 4.54 | 2.94 | 2.70 | 3.62 |
| Tag | 24. | 12. | 30. | 25. | 3. | 19. | 25. | 4. | 3. | 21. | 2. | 11. | 3. | 15. |
| $h_N$ mm | 51 | 110 | 46 | 84 | 67 | 43 | 47 | 35 | 141 | 60 | 88 | 59 | 68 | 56 |
| $h_A$ mm | 10 | 39 | 22 | 43 | 40 | 14 | 10 | 8 | 12 | 9 | 12 | 11 | 21 | 21 |
| | 1967/1999 | | 1968/2000 33 Jahre | | | | | | | | | | | |
| Jahr | 1977 + | 1983 | 1972 | 1972 | 1972 | 1974 + | 1977 | 1976 | 1976 | 1973 + | 1974 | 1977 | 1977 + | 1983 |
| NQ | 0.350 | 0.350 | 0.320 | 0.320 | 0.380 | 0.380 | 0.300 | 0.270 | 0.270 | 0.270 | 0.250 | 0.300 | 0.350 | 0.350 |
| MNQ | 0.485 | 0.563 | 0.593 | 0.665 | 0.680 | 0.618 | 0.471 | 0.426 | 0.398 | 0.372 | 0.376 | 0.414 | 0.486 | 0.555 |
| MQ | 1.04 | 1.73 | 1.86 | 1.75 | 1.80 | 1.26 | 0.896 | 0.754 | 0.587 | 0.560 | 0.537 | 0.776 | 1.04 | 1.68 |
| MHQ | 6.96 | 12.3 | 13.2 | 11.7 | 10.8 | 7.35 | 5.21 | 5.83 | 5.78 | 5.46 | 3.79 | 4.42 | 6.85 | 11.3 |
| HQ | 46.0 | 40.6 | 64.1 | 42.8 | 37.2 | 42.4 | 22.2 | 49.7 | 30.3 | 52.1 | 13.4 | 21.0 | 46.0 | 40.6 |
| Jahr | 1984 | 1993 | 1993 | 1984 | 1988 | 1983 | 1984 | 1981 | 1989 | 1981 | 1994 | 1998 | 1984 | 1993 |
| | 1967/1999 | | 1968/2000 33 Jahre | | | | | | | | | | | |
| $Mh_N$ mm | 65 | 68 | 58 | 49 | 56 | 56 | 72 | 80 | 72 | 65 | 62 | 63 | 65 | 67 |
| $Mh_A$ mm | 20 | 35 | 38 | 33 | 37 | 25 | 18 | 15 | 12 | 11 | 11 | 16 | 20 | 34 |

| | Abflussjahr (*) 2000 Jahr | Datum | Winter | Sommer | Kalenderjahr 2000 Jahr | Datum |
|---|---|---|---|---|---|---|
| NQ m³/s | 0.355 | am 18.08.2000 | 0.430 | 0.355 | 0.355 | am 18.08.2000 |
| MQ m³/s | 0.956 | | 1.40 | 0.517 | 0.923 | |
| HQ m³/s | 11.8 | am 12.12.1999 bei W= 149 cm | 11.8 | 4.54 | 10.7 | am 03.03.2000 bei W= 143 cm |
| Nq l/(s km²) | 2.71 | | 3.28 | 2.71 | 2.71 | |
| Mq l/(s km²) | 7.29 | | 10.7 | 3.94 | 7.04 | |
| Hq l/(s km²) | 89.9 | | 89.9 | 34.6 | 81.6 | |
| $h_N$ mm | 831 | | 401 | 430 | 794 | |
| $h_A$ mm | 230 | | 168 | 63 | 222 | |
| | 1968/2000 (*) 33 Jahre | | | | 1968/2000 | |
| NQ m³/s | 0.250 | am 16.09.1974 | 0.320 | 0.250 | 0.250 | am 16.09.1974 |
| MNQ m³/s | 0.347 | | 0.434 | 0.354 | 0.350 | |
| MQ m³/s | 1.13 | | 1.58 | 0.685 | 1.12 | |
| MHQ m³/s | 30.2 | | 27.6 | 12.7 | 27.0 | |
| HQ m³/s | 64.1 | am 12.01.1993 bei W= 292 cm | 64.1 | 52.1 | 64.1 | am 12.01.1993 bei W= 292 cm |
| $HQ_1$ m³/s | 15.6 | | 12.2 | 4.36 | 15.6 | |
| $HQ_5$ m³/s | 31.6 | | 31.6 | 15.3 | 31.6 | |
| MNq l/(s km²) | 2.64 | | 3.31 | 2.70 | 2.67 | |
| Mq l/(s km²) | 8.61 | | 12.0 | 5.22 | 8.54 | |
| MHq l/(s km²) | 230 | | 210 | 96.8 | 206 | |
| | 1968/2000 (*) 33 Jahre | | | | 1968/2000 | |
| $Mh_N$ mm | 765 | | 352 | 413 | 764 | |
| $Mh_A$ mm | 272 | | 189 | 83 | 270 | |

## Extremwerte

| | Niedrigwasser m³/s | l/(s km²) | Datum | Hochwasser m³/s | l/(s km²) | cm | Datum |
|---|---|---|---|---|---|---|---|
| 1 | 0.250 | 1.91 | 16.09.1974 | 64.1 | 489 | 292 | 12.01.1993 |
| 2 | 0.270 | 2.06 | 30.09.1977 | 53.6 | 409 | 272 | 22.01.1995 |
| 3 | 0.270 | 2.06 | 27.06.1976 | 52.1 | 397 | 269 | 11.08.1981 |
| 4 | 0.270 | 2.06 | 26.08.1973 | 49.7 | 379 | 264 | 04.06.1981 |
| 5 | 0.276 | 2.10 | 04.09.1991 | 46.0 | 351 | 258 | 23.11.1984 |
| 6 | 0.299 | 2.28 | 07.08.1990 | 44.3 | 338 | 252 | 03.11.1977 |
| 7 | 0.304 | 2.32 | 30.05.1992 | 42.8 | 326 | 249 | 07.02.1984 |
| 8 | 0.314 | 2.39 | 24.08.1993 | 42.6 | 325 | 244 | 23.02.1970 |
| 9 | 0.317 | 2.42 | 31.07.1994 | 42.4 | 323 | 248 | 08.04.1983 |
| 10 | 0.320 | 2.44 | 09.08.1975 | 40.6 | 309 | 244 | 13.12.1993 |

## Dauertabelle

| Unterschreitungsdauer in Tagen | Unterschrittene Abflüsse m³/s: Abflussjahr (*) 2000 | Kalenderjahr 2000 | 1968/2000 33 Kalenderjahre: Obere Hüllwerte | Mittlere Werte | Untere Hüllwerte |
|---|---|---|---|---|---|
| (365) | 7.48 | 6.22 | | | |
| 364 | 6.62 | 5.42 | 43.3 | 12.6 | 5.32 |
| 363 | 6.22 | 4.28 | 31.5 | 10.6 | 4.20 |
| 362 | 5.42 | 4.13 | 21.9 | 9.20 | 3.44 |
| 361 | 4.77 | 4.09 | 15.2 | 8.09 | 3.12 |
| 360 | 4.73 | 4.05 | 13.5 | 7.24 | 3.04 |
| 359 | 4.65 | 3.69 | 12.6 | 6.68 | 2.58 |
| 358 | 4.28 | 3.56 | 11.0 | 6.04 | 2.51 |
| 357 | 4.13 | 3.13 | 10.6 | 5.64 | 2.37 |
| 356 | 4.09 | 3.03 | 10.1 | 5.32 | 2.30 |
| 350 | 2.98 | 2.53 | 7.66 | 3.84 | 1.88 |
| 340 | 2.31 | 2.11 | 4.90 | 2.80 | 1.55 |
| 330 | 2.06 | 1.84 | 3.70 | 2.21 | 1.12 |
| 320 | 1.77 | 1.69 | 3.04 | 1.82 | 0.960 |
| 300 | 1.34 | 1.36 | 2.24 | 1.40 | 0.760 |
| 270 | 1.02 | 1.05 | 1.58 | 1.04 | 0.585 |
| 240 | 0.727 | 0.839 | 1.20 | 0.849 | 0.517 |
| 210 | 0.619 | 0.692 | 1.08 | 0.717 | 0.461 |
| 183 | 0.570 | 0.619 | 1.00 | 0.618 | 0.420 |
| 150 | 0.522 | 0.553 | 0.840 | 0.544 | 0.403 |
| 130 | 0.492 | 0.524 | 0.800 | 0.501 | 0.390 |
| 120 | 0.484 | 0.503 | 0.760 | 0.499 | 0.382 |
| 110 | 0.470 | 0.490 | 0.720 | 0.471 | 0.380 |
| 100 | 0.463 | 0.478 | 0.700 | 0.466 | 0.374 |
| 90 | 0.454 | 0.463 | 0.680 | 0.442 | 0.350 |
| 80 | 0.448 | 0.453 | 0.650 | 0.441 | 0.320 |
| 70 | 0.437 | 0.439 | 0.640 | 0.424 | 0.320 |
| 60 | 0.431 | 0.432 | 0.600 | 0.411 | 0.320 |
| 50 | 0.424 | 0.424 | 0.600 | 0.406 | 0.320 |
| 40 | 0.402 | 0.402 | 0.600 | 0.381 | 0.319 |
| 30 | 0.390 | 0.390 | 0.560 | 0.381 | 0.300 |
| 25 | 0.387 | 0.387 | 0.560 | 0.373 | 0.300 |
| 20 | 0.383 | 0.383 | 0.560 | 0.355 | 0.300 |
| 15 | 0.374 | 0.374 | 0.560 | 0.351 | 0.300 |
| 10 | 0.370 | 0.370 | 0.530 | 0.322 | 0.298 |
| 9 | 0.369 | 0.369 | 0.530 | 0.322 | 0.292 |
| 8 | 0.368 | 0.368 | 0.530 | 0.322 | 0.292 |
| 7 | 0.365 | 0.365 | 0.530 | 0.322 | 0.291 |
| 6 | 0.365 | 0.365 | 0.530 | 0.315 | 0.291 |
| 5 | 0.363 | 0.363 | 0.530 | 0.301 | 0.289 |
| 4 | 0.362 | 0.362 | 0.530 | 0.301 | 0.287 |
| 3 | 0.362 | 0.362 | 0.530 | 0.301 | 0.285 |
| 2 | 0.360 | 0.360 | 0.530 | 0.300 | 0.285 |
| 1 | 0.358 | 0.358 | 0.530 | 0.276 | 0.270 |
| 0 | 0.355 | 0.355 | 0.500 | 0.250 | 0.250 |

(*) Abflussjahr: 1.11. des Vorjahres bis 31.10.

2000 Randeis an 5 Tagen
HQ1 und HQ5 aus Zeitreihe 1987 / 2000 ermittelt
Zulaufpegel HRB Heidelbach

HLUG Wiesbaden

$A_{Eo}$ : 986 km²
PNP : NN + 165.56 m
Lage: 9.4 km oberhalb der Mündung, links

# Q
m³/s

Pegel : Uttershausen Nr. 42882806
Gewässer : Schwalm
Gebiet : Fulda

## Tageswerte

| Tag | 1999 Nov | 1999 Dez | 2000 Jan | Feb | Mrz | Apr | Mai | Jun | Jul | Aug | Sep | Okt | Nov | Dez |
|---|---|---|---|---|---|---|---|---|---|---|---|---|---|---|
| 1. | 3.54 | 4.00 | 10.6 | 20.7 | 15.8 | 6.74 | 5.10 | 2.97 | 2.27 | 5.26 | 2.62 | 3.37 | 4.80 | 4.56 |
| 2. | 3.31 | 4.54 | 9.69 | 15.9 | 15.8 | 6.63 | 4.41 | 2.87 | 3.36 | 4.07 | 3.25 | 3.62 | 5.93 | 4.46 |
| 3. | 5.09 | 4.13 | 8.60 | 13.6 | 16.0 | 6.58 | 4.21 | 2.79 | 4.18 | 4.07 | 4.30 | 3.30 | 5.54 | 4.30 |
| 4. | 3.72 | 4.38 | 8.14 | 12.2 | 24.6 | 6.12 | 3.97 | 3.46 | 5.62 | 3.71 | 3.59 | 3.26 | 8.18 | 4.12 |
| 5. | 3.22 | 4.25 | 9.50 | 10.5 | 22.1 | 5.74 | 3.73 | 4.55 | 5.12 | 3.40 | 3.03 | 3.23 | 5.82 | 3.94 |
| 6. | 3.26 | 4.06 | 9.36 | 9.57 | 16.7 | 5.18 | 3.59 | 5.38 | 3.88 | 3.04 | 2.94 | 3.47 | 4.66 | 3.68 |
| 7. | 3.19 | 4.71 | 8.36 | 8.88 | 14.3 | 4.85 | 3.48 | 3.78 | 3.09 | 2.97 | 3.91 | 3.45 | 4.37 | 3.63 |
| 8. | 3.12 | 8.02 | 7.61 | 8.93 | 12.8 | 4.66 | 3.59 | 3.29 | 3.56 | 2.91 | 4.62 | 3.25 | 3.96 | 3.66 |
| 9. | 3.02 | 7.52 | 7.24 | 10.9 | 13.4 | 4.70 | 3.82 | 2.88 | 3.52 | 3.18 | 3.86 | 3.49 | 4.17 | 3.71 |
| 10. | 3.02 | 7.28 | 7.13 | 10.8 | 13.6 | 4.60 | 3.88 | 2.74 | 4.46 | 3.21 | 3.44 | 4.13 | 4.91 | 3.82 |
| 11. | 5.35 | 6.61 | 6.33 | 10.6 | 12.5 | 4.55 | 3.52 | 2.74 | 4.18 | 3.17 | 3.31 | 4.64 | 4.16 | 5.39 |
| 12. | 4.84 | 17.5 | 5.85 | 10.1 | 11.8 | 4.91 | 3.36 | 3.01 | 3.40 | 3.00 | 3.35 | 7.58 | 3.80 | 6.02 |
| 13. | 3.82 | 30.0 | 5.88 | 11.8 | 10.8 | 5.12 | 3.19 | 2.73 | 3.24 | 2.86 | 3.28 | 6.71 | 4.32 | 5.99 |
| 14. | 3.53 | 24.0 | 5.60 | 11.3 | 10.0 | 5.14 | 3.14 | 2.60 | 3.17 | 2.71 | 3.40 | 4.96 | 7.04 | 6.37 |
| 15. | 3.38 | 19.3 | 5.25 | 11.3 | 11.5 | 4.89 | 2.95 | 2.48 | 4.07 | 2.77 | 3.41 | 4.05 | 7.97 | 8.30 |
| 16. | 3.12 | 13.4 | 5.00 | 15.4 | 10.6 | 4.70 | 2.87 | 2.50 | 4.68 | 3.02 | 4.48 | 3.76 | 6.14 | 9.10 |
| 17. | 2.88 | 9.94 | 4.88 | 17.8 | 9.70 | 4.63 | 2.99 | 2.47 | 3.75 | 2.82 | 5.70 | 3.45 | 5.53 | 7.28 |
| 18. | 2.99 | 8.87 | 4.90 | 15.2 | 10.3 | 4.50 | 3.08 | 2.33 | 3.19 | 2.77 | 4.37 | 3.23 | 5.42 | 6.26 |
| 19. | 3.11 | 8.16 | 4.89 | 18.0 | 11.3 | 6.91 | 3.40 | 2.39 | 2.96 | 4.57 | 4.00 | 3.28 | 4.93 | 5.85 |
| 20. | 3.12 | 6.94 | 4.56 | 25.5 | 10.0 | 6.60 | 3.74 | 2.30 | 2.92 | 4.18 | 3.62 | 3.23 | 5.64 | 5.36 |
| 21. | 3.06 | 6.03 | 4.76 | 19.4 | 8.71 | 5.02 | 3.54 | 2.30 | 2.81 | 6.28 | 4.67 | 3.23 | 5.47 | 4.74 |
| 22. | 2.90 | 5.32 | 5.34 | 15.3 | 7.73 | 4.56 | 3.21 | 2.22 | 2.70 | 4.85 | 5.86 | 2.90 | 5.07 | 4.25 |
| 23. | 3.29 | 4.90 | 6.20 | 13.3 | 7.19 | 4.34 | 3.41 | 2.26 | 2.72 | 4.12 | 4.48 | 2.70 | 5.86 | 3.94 |
| 24. | 4.75 | 4.71 | 5.17 | 12.3 | 6.90 | 4.94 | 3.11 | 2.72 | 2.91 | 3.32 | 3.95 | 2.82 | 5.53 | 4.01 |
| 25. | 5.87 | 13.1 | 4.36 | 23.7 | 7.79 | 5.99 | 3.31 | 3.03 | 6.40 | 3.01 | 4.15 | 2.82 | 4.94 | 3.88 |
| 26. | 6.56 | 21.1 | 4.27 | 28.2 | 8.57 | 4.85 | 3.84 | 2.66 | 4.86 | 2.84 | 4.29 | 2.70 | 4.95 | 3.97 |
| 27. | 5.70 | 30.4 | 4.47 | 18.7 | 9.12 | 4.53 | 3.10 | 2.54 | 3.70 | 2.76 | 3.68 | 2.89 | 4.89 | 4.07 |
| 28. | 4.92 | 24.3 | 4.42 | 15.6 | 8.10 | 4.37 | 2.97 | 2.41 | 4.34 | 2.91 | 4.45 | 3.61 | 4.79 | 6.06 |
| 29. | 4.43 | 16.7 | 5.25 | 14.2 | 7.36 | 4.26 | 3.08 | 2.23 | 3.79 | 3.00 | 3.66 | 4.02 | 5.99 | 6.55 |
| 30. | 4.03 | 13.7 | 33.2 | | 7.25 | 5.22 | 3.31 | 2.19 | 4.78 | 2.84 | 3.50 | 3.80 | 5.06 | 5.48 |
| 31. | | 11.7 | 28.5 | | 7.37 | | 3.14 | | 8.30 | 2.65 | | 5.03 | | 4.85 |
| Tag | 17. | 1. | 26. | 7. | 24. | 29. | 16. | 30. | 1. | 31. | 1. | 23. | 12. | 7. |
| NQ | 2.88 | 4.00 | 4.27 | 8.88 | 6.90 | 4.26 | 2.87 | 2.19 | 2.27 | 2.65 | 2.62 | 2.70 | 3.80 | 3.63 |
| MQ | 3.87 | 11.3 | 7.92 | 14.8 | 11.6 | 5.19 | 3.48 | 2.83 | 3.93 | 3.43 | 3.90 | 3.74 | 5.33 | 5.08 |
| HQ | 6.75 | 33.6 | 40.5 | 33.8 | 25.6 | 9.10 | 5.93 | 7.21 | 10.4 | 6.62 | 6.64 | 9.17 | 9.51 | 9.89 |
| Tag | 26. | 13. | 30. | 26. | 4. | 19. | 1. | 5. | 31. | 21. | 21. | 12. | 4. | 16. |
| $h_N$ mm | 48 | 98 | 47 | 77 | 56 | 41 | 41 | 42 | 124 | 49 | 73 | 52 | 59 | 43 |
| $h_A$ mm | 10 | 31 | 22 | 38 | 32 | 14 | 9 | 7 | 11 | 9 | 10 | 10 | 14 | 14 |
| | 1957/1999 | | 1958/2000 43 Jahre | | | | | | | | | | | |
| Jahr | 1964 | 1963 | 1964 | 1972 | 1972 | 1976 | 1964 | 1964 | 1964 | 1964 | 1964 | 1964 | 1964 | 1963 |
| NQ | 1.50 | 1.40 | 1.40 | 1.84 | 2.08 | 2.09 | 1.40 | 1.00 | 0.740 | 0.870 | 0.800 | 1.00 | 1.50 | 1.40 |
| MNQ | 3.14 | 4.06 | 4.39 | 4.98 | 4.90 | 4.44 | 3.26 | 2.81 | 2.51 | 2.28 | 2.27 | 2.54 | 3.15 | 4.07 |
| MQ | 6.03 | 10.1 | 11.0 | 10.8 | 10.4 | 7.90 | 5.80 | 5.22 | 4.27 | 3.72 | 3.37 | 4.30 | 6.05 | 10.1 |
| MHQ | 16.6 | 31.0 | 32.6 | 29.0 | 27.0 | 19.3 | 17.7 | 15.3 | 13.0 | 10.4 | 9.21 | 11.5 | 16.6 | 30.9 |
| HQ | 66.3 | 160 | 97.9 | 76.0 | 81.0 | 52.0 | 75.1 | 76.2 | 51.0 | 47.5 | 26.8 | 41.4 | 66.3 | 160 |
| Jahr | 1984 | 1960 | 1995 | 1961 | 1963 | 1962 | 1984 | 1981 | 1966 | 1981 | 1994 | 1966 | 1984 | 1960 |
| | 1957/1999 | | 1958/2000 43 Jahre | | | | | | | | | | | |
| $Mh_N$ mm | 59 | 64 | 55 | 43 | 50 | 51 | 64 | 70 | 69 | 66 | 55 | 56 | 60 | 64 |
| $Mh_A$ mm | 16 | 27 | 30 | 27 | 28 | 21 | 16 | 14 | 12 | 10 | 9 | 12 | 16 | 27 |

## Hauptwerte

| | Abflussjahr (*) 2000 Jahr | Datum | Winter | Sommer | Kalenderjahr 2000 Jahr | Datum |
|---|---|---|---|---|---|---|
| NQ m³/s | 2.19 | am 30.06.2000 | 2.88 | 2.19 | 2.19 | am 30.06.2000 |
| MQ m³/s | 6.31 | | 9.10 | 3.56 | 5.91 | |
| HQ m³/s | 40.5 | am 30.01.2000 bei W= 304 cm | 40.5 | 10.4 | 40.5 | am 30.01.2000 bei W= 304 cm |
| Nq l/(s km²) | 2.22 | | 2.92 | 2.22 | 2.22 | |
| Mq l/(s km²) | 6.40 | | 9.23 | 3.61 | 5.99 | |
| Hq l/(s km²) | 41.1 | | 41.1 | 10.5 | 41.1 | |
| $h_N$ mm | 748 | | 367 | 381 | 704 | |
| $h_A$ mm | 202 | | 145 | 57 | 189 | |
| | 1958/2000 (*) 43 Jahre | | | | 1958/2000 | |
| NQ m³/s | 0.740 | am 19.07.1964 | 1.40 | 0.740 | 0.740 | am 19.07.1964 |
| MNQ m³/s | 1.95 | | 2.79 | 2.02 | 1.95 | |
| MQ m³/s | 6.90 | | 9.38 | 4.45 | 6.89 | |
| MHQ m³/s | 52.2 | | 49.4 | 26.4 | 52.4 | |
| HQ m³/s | 160 | am 06.12.1960 | 160 | 76.2 | 160 | am 06.12.1960 |
| $HQ_1$ m³/s | 31.3 | | 30.0 | 9.83 | 31.3 | |
| $HQ_5$ m³/s | 46.0 | | 46.0 | 23.3 | 46.0 | |
| MNq l/(s km²) | 1.98 | | 2.83 | 2.05 | 1.98 | |
| Mq l/(s km²) | 7.00 | | 9.51 | 4.51 | 6.99 | |
| MHq l/(s km²) | 52.9 | | 50.1 | 26.8 | 53.1 | |
| | 1958/2000 (*) 43 Jahre | | | | 1958/2000 | |
| $Mh_N$ mm | 702 | | 322 | 380 | 703 | |
| $Mh_A$ mm | 221 | | 150 | 72 | 221 | |

## Extremwerte

| | Niedrigwasser m³/s | l/(s km²) | Datum | Hochwasser m³/s | l/(s km²) | cm | Datum |
|---|---|---|---|---|---|---|---|
| 1 | 0.740 | 0.750 | 19.07.1964 | 160 | 162 | | 06.12.1960 |
| 2 | 0.800 | 0.811 | 03.07.1976 | 97.9 | 99.3 | 357 | 23.01.1995 |
| 3 | 1.28 | 1.30 | 09.09.1973 | 84.6 | 85.8 | | 13.12.1966 |
| 4 | 1.32 | 1.34 | 30.07.1963 | 81.0 | 82.1 | | 11.03.1963 |
| 5 | 1.42 | 1.44 | 07.08.1977 | 77.4 | 78.5 | | 31.01.1961 |
| 6 | 1.42 | 1.44 | 22.09.1974 | 76.2 | 77.3 | 329 | 04.06.1981 |
| 7 | 1.45 | 1.47 | 11.09.1959 | 75.1 | 76.2 | 338 | 31.05.1984 |
| 8 | 1.46 | 1.48 | 06.09.1991 | 71.0 | 72.0 | 331 | 12.01.1993 |
| 9 | 1.50 | 1.52 | 19.07.1960 | 70.6 | 71.6 | 332 | 07.02.1984 |
| 10 | 1.51 | 1.53 | 21.08.1998 | 70.0 | 71.0 | | 26.02.1958 |

## Dauertabelle

| Unterschreitungsdauer in Tagen | Unterschrittene Abflüsse m³/s: Abflussjahr (*) 2000 | Kalenderjahr 2000 | 1958/2000 43 Kalenderjahre: Obere Hüllwerte | Mittlere Werte | Untere Hüllwerte |
|---|---|---|---|---|---|
| (365) | 33.2 | 33.2 | | | |
| 364 | 30.4 | 28.5 | 83.5 | 48.6 | 16.4 |
| 363 | 30.0 | 28.2 | 74.1 | 43.2 | 15.2 |
| 362 | 28.5 | 25.5 | 68.8 | 38.9 | 14.0 |
| 361 | 28.2 | 24.6 | 61.6 | 36.5 | 13.5 |
| 360 | 25.5 | 23.7 | 60.2 | 34.4 | 11.0 |
| 359 | 24.6 | 22.1 | 58.8 | 32.8 | 10.6 |
| 358 | 24.3 | 20.7 | 55.6 | 31.9 | 10.4 |
| 357 | 24.0 | 19.4 | 53.8 | 30.5 | 10.4 |
| 356 | 23.7 | 18.7 | 53.4 | 29.5 | 9.04 |
| 350 | 18.7 | 15.8 | 44.9 | 24.4 | 7.50 |
| 340 | 15.6 | 13.4 | 36.5 | 18.3 | 6.38 |
| 330 | 13.4 | 11.3 | 31.4 | 14.7 | 5.68 |
| 320 | 11.5 | 10.1 | 25.3 | 12.6 | 5.12 |
| 300 | 9.36 | 8.10 | 19.9 | 9.62 | 4.28 |
| 270 | 6.71 | 6.06 | 13.5 | 7.21 | 3.64 |
| 240 | 5.18 | 5.22 | 10.9 | 5.82 | 2.80 |
| 210 | 4.70 | 4.79 | 9.04 | 4.93 | 2.68 |
| 183 | 4.36 | 4.45 | 7.64 | 4.32 | 2.32 |
| 150 | 3.82 | 4.00 | 6.52 | 3.72 | 2.08 |
| 130 | 3.54 | 3.75 | 6.05 | 3.40 | 1.96 |
| 120 | 3.45 | 3.63 | 5.76 | 3.27 | 1.84 |
| 110 | 3.37 | 3.52 | 5.62 | 3.12 | 1.72 |
| 100 | 3.29 | 3.41 | 5.34 | 3.02 | 1.60 |
| 90 | 3.24 | 3.31 | 5.06 | 2.90 | 1.60 |
| 80 | 3.17 | 3.24 | 4.93 | 2.80 | 1.50 |
| 70 | 3.09 | 3.17 | 4.80 | 2.68 | 1.40 |
| 60 | 3.01 | 3.03 | 4.66 | 2.56 | 1.32 |
| 50 | 2.95 | 2.97 | 4.53 | 2.44 | 1.24 |
| 40 | 2.88 | 2.88 | 4.40 | 2.32 | 1.24 |
| 30 | 2.79 | 2.79 | 4.16 | 2.20 | 1.16 |
| 25 | 2.74 | 2.74 | 4.04 | 2.12 | 1.16 |
| 20 | 2.70 | 2.70 | 3.80 | 2.02 | 1.08 |
| 15 | 2.62 | 2.62 | 3.80 | 1.92 | 1.08 |
| 10 | 2.47 | 2.47 | 3.56 | 1.82 | 1.00 |
| 9 | 2.41 | 2.41 | 3.56 | 1.80 | 1.00 |
| 8 | 2.39 | 2.39 | 3.56 | 1.74 | 1.00 |
| 7 | 2.33 | 2.33 | 3.56 | 1.72 | 1.00 |
| 6 | 2.30 | 2.30 | 3.56 | 1.68 | 1.00 |
| 5 | 2.30 | 2.30 | 3.56 | 1.60 | 1.00 |
| 4 | 2.27 | 2.27 | 3.56 | 1.56 | 0.930 |
| 3 | 2.26 | 2.26 | 3.44 | 1.45 | 0.870 |
| 2 | 2.23 | 2.23 | 3.44 | 1.34 | 0.870 |
| 1 | 2.22 | 2.22 | 3.40 | 1.16 | 0.800 |
| 0 | 2.19 | 2.19 | 3.30 | 0.740 | 0.740 |

(*) Abflussjahr: 1.11. des Vorjahres bis 31.10.

2000 kein Eis

HQ1 und HQ5 aus Jahresreihe 1987 / 2000 ermittelt

Verkrautung vom 10.06. / 31. 12.

Hochwasserabflüsse seit 1968 durch Rückhaltungen beeinflusst

HLUG Wiesbaden

$A_{Eo}$ : 220 km²
PNP : NN + 165.76 m
Lage: 1.3 km oberhalb der Mündung, rechts

Q
m³/s

Pegel : Hebel
Gewässer : Efze
Gebiet : Fulda

Nr. 42883558

## Tageswerte

| Tag | 1999 Nov | 1999 Dez | 2000 Jan | Feb | Mrz | Apr | Mai | Jun | Jul | Aug | Sep | Okt | Nov | Dez |
|---|---|---|---|---|---|---|---|---|---|---|---|---|---|---|
| 1. | 0.584 | 0.900 | 1.94 | 3.92 | 3.77 | 1.88 | 1.09 | 0.556 | 0.295 | 1.14 | 0.432 | 0.491 | 0.978 | 0.969 |
| 2. | 0.714 | 0.922 | 1.90 | 3.04 | 3.43 | 1.82 | 1.01 | 0.542 | 0.668 | 0.905 | 0.566 | 0.480 | 1.22 | 0.945 |
| 3. | 0.931 | 0.778 | 1.88 | 2.85 | 4.18 | 1.71 | 0.933 | 0.736 | 0.886 | 0.843 | 0.707 | 0.488 | 1.52 | 0.907 |
| 4. | 0.665 | 0.834 | 2.05 | 2.67 | 5.01 | 1.61 | 0.824 | 1.55 | 1.55 | 0.696 | 0.536 | 0.540 | 1.72 | 0.890 |
| 5. | 0.596 | 0.791 | 2.30 | 2.51 | 3.70 | 1.48 | 0.811 | 1.78 | 1.14 | 0.620 | 0.461 | 0.540 | 1.17 | 0.855 |
| 6. | 0.596 | 0.747 | 1.88 | 2.19 | 3.20 | 1.32 | 0.834 | 1.20 | 0.731 | 0.600 | 0.473 | 0.619 | 1.01 | 0.813 |
| 7. | 0.566 | 0.848 | 1.68 | 2.04 | 2.93 | 1.27 | 0.800 | 1.16 | 0.610 | 0.581 | 0.708 | 0.483 | 0.952 | 0.775 |
| 8. | 0.644 | 1.37 | 1.57 | 1.97 | 2.82 | 1.24 | 0.774 | 0.951 | 0.869 | 0.631 | 0.583 | 0.603 | 0.882 | 0.796 |
| 9. | 0.652 | 1.21 | 1.68 | 2.47 | 3.24 | 1.21 | 0.756 | 0.703 | 0.667 | 0.642 | 0.452 | 0.924 | 0.962 | 0.764 |
| 10. | 0.731 | 1.11 | 1.56 | 2.20 | 2.99 | 1.15 | 0.801 | 0.611 | 1.15 | 0.608 | 0.424 | 0.817 | 0.985 | 0.791 |
| 11. | 1.60 | 0.984 | 1.37 | 2.28 | 3.10 | 1.15 | 0.762 | 0.640 | 0.866 | 0.590 | 0.428 | 1.02 | 0.855 | 1.02 |
| 12. | 1.01 | 3.85 | 1.30 | 1.95 | 2.98 | 1.23 | 0.666 | 0.649 | 0.816 | 0.536 | 0.395 | 1.82 | 0.800 | 0.958 |
| 13. | 0.769 | 4.64 | 1.25 | 2.82 | 2.64 | 1.27 | 0.642 | 0.589 | 0.697 | 0.487 | 0.414 | 1.19 | 0.958 | 0.920 |
| 14. | 0.745 | 3.62 | 1.15 | 2.56 | 2.47 | 1.29 | 0.600 | 0.541 | 0.777 | 0.429 | 0.424 | 0.934 | 1.84 | 1.05 |
| 15. | 0.731 | 2.49 | 1.08 | 2.74 | 2.75 | 1.18 | 0.608 | 0.561 | 1.29 | 0.488 | 0.420 | 0.813 | 1.48 | 1.42 |
| 16. | 0.631 | 1.92 | 1.05 | 4.49 | 2.46 | 1.15 | 0.548 | 0.579 | 1.16 | 0.576 | 0.899 | 0.748 | 1.34 | 1.17 |
| 17. | 0.600 | 1.66 | 1.00 | 3.63 | 2.45 | 1.08 | 0.637 | 0.538 | 0.820 | 0.454 | 0.796 | 0.652 | 1.28 | 1.03 |
| 18. | 0.604 | 1.65 | 1.06 | 3.08 | 3.78 | 1.01 | 0.656 | 0.516 | 0.679 | 0.483 | 0.561 | 0.632 | 1.30 | 0.950 |
| 19. | 0.626 | 1.62 | 1.03 | 4.19 | 3.87 | 2.21 | 0.874 | 0.480 | 0.649 | 0.709 | 0.522 | 0.619 | 1.14 | 0.915 |
| 20. | 0.613 | 1.38 | 0.941 | 4.84 | 3.11 | 1.54 | 1.03 | 0.455 | 0.594 | 0.774 | 0.462 | 0.685 | 1.28 | 0.870 |
| 21. | 0.591 | 1.22 | 1.01 | 3.56 | 2.86 | 1.26 | 0.779 | 0.420 | 0.546 | 1.11 | 0.721 | 0.664 | 1.12 | 0.787 |
| 22. | 0.575 | 1.11 | R 0.952 | 3.00 | 2.60 | 1.14 | 0.732 | 0.429 | 0.543 | 0.671 | 0.827 | 0.624 | 1.08 | 0.730 |
| 23. | 0.763 | 1.06 | R 0.864 | 2.73 | 2.36 | 1.08 | 0.740 | 0.491 | 0.540 | 0.546 | 0.586 | 0.649 | 1.39 | 0.730 |
| 24. | 0.982 | 1.08 | R 0.800 | 2.95 | 2.24 | 1.75 | 0.657 | 0.649 | 0.584 | 0.517 | 0.513 | 0.693 | 1.20 | 0.730 |
| 25. | 1.40 | 3.49 | R 0.800 | 11.8 | 2.66 | 1.48 | 0.872 | 0.610 | 1.18 | 0.485 | 0.695 | 0.677 | 1.05 | 0.752 |
| 26. | 1.75 | 4.83 | R 0.800 | 6.27 | 2.49 | 1.22 | 0.802 | 0.513 | 1.07 | 0.480 | 0.612 | 0.593 | 1.07 | 0.730 |
| 27. | 1.25 | 6.24 | R 0.800 | 4.36 | 2.29 | 1.10 | 0.604 | 0.408 | 0.837 | 0.451 | 0.724 | 0.657 | 1.08 | 0.742 |
| 28. | 1.00 | 3.69 | R 0.800 | 3.64 | 1.98 | 1.02 | 0.600 | 0.386 | 1.31 | 0.428 | 0.626 | 1.24 | 1.08 | 0.800 |
| 29. | 0.928 | 2.67 | 1.19 | 3.31 | 1.86 | 0.993 | 0.669 | 0.426 | 0.964 | 0.431 | 0.526 | 1.04 | 1.09 | 0.815 |
| 30. | 0.838 | 2.32 | 9.25 | | 2.28 | 1.38 | 0.658 | 0.323 | 1.84 | 0.436 | 0.480 | 0.905 | 1.02 | 0.870 |
| 31. | | 2.03 | 4.44 | | 2.04 | | 0.600 | | 2.19 | 0.420 | | 1.14 | | 0.870 |

## Hauptwerte

| | 1999 Nov | 1999 Dez | 2000 Jan | Feb | Mrz | Apr | Mai | Jun | Jul | Aug | Sep | Okt | Nov | Dez |
|---|---|---|---|---|---|---|---|---|---|---|---|---|---|---|
| Tag | 7. | 6. | 24.+ | 12. | 29. | 29. | 16. | 30. | 1. | 31. | 12. | 2. | 12. | 22.+ |
| NQ | 0.566 | 0.747 | 0.800 | 1.95 | 1.86 | 0.993 | 0.548 | 0.323 | 0.295 | 0.420 | 0.395 | 0.480 | 0.800 | 0.730 |
| MQ | 0.823 | 2.03 | 1.66 | 3.45 | 2.92 | 1.34 | 0.754 | 0.667 | 0.920 | 0.605 | 0.566 | 0.774 | 1.16 | 0.883 |
| HQ | 1.95 | 8.40 | 18.7 | 22.2 | 6.90 | 2.80 | 1.62 | 3.98 | 4.80 | 1.95 | 1.78 | 2.40 | 2.90 | 1.54 |
| Tag | 26. | 12. | 30. | 25. | 3. | 19. | 25. | 5. | 30. | 21. | 27. | 12. | 3. | 15. |
| $h_N$ mm | 52 | 99 | 50 | 86 | 66 | 49 | 42 | 59 | 137 | 48 | 68 | 61 | 62 | 39 |
| $h_A$ mm | 10 | 25 | 20 | 39 | 35 | 16 | 9 | 8 | 11 | 7 | 7 | 9 | 14 | 11 |
| | 1962/1999 | | 1963/2000 38 Jahre | | | | | | | | | | | |
| Jahr | 1964 | 1983 | 1964 + | 1963 | 1963 | 1976 | 1976 | 1964 | 1964 | 1964 | 1964 | 1964 | 1964 | 1983 |
| NQ | 0.300 | 0.300 | 0.420 | 0.380 | 0.420 | 0.520 | 0.320 | 0.100 | 0.040 | 0.100 | 0.120 | 0.180 | 0.300 | 0.300 |
| MNQ | 0.714 | 0.973 | 0.959 | 1.08 | 1.11 | 1.06 | 0.754 | 0.644 | 0.493 | 0.412 | 0.436 | 0.512 | 0.720 | 0.974 |
| MQ | 1.33 | 2.00 | 2.12 | 2.07 | 2.35 | 1.83 | 1.32 | 1.15 | 0.949 | 0.685 | 0.691 | 0.946 | 1.34 | 1.99 |
| MHQ | 5.67 | 8.49 | 10.2 | 9.10 | 8.81 | 6.30 | 6.08 | 6.35 | 5.64 | 4.90 | 3.55 | 4.56 | 5.70 | 8.42 |
| HQ | 32.2 | 29.7 | 37.8 | 36.8 | 30.5 | 28.2 | 31.5 | 40.0 | 26.0 | 29.7 | 13.1 | 20.2 | 32.2 | 29.7 |
| Jahr | 1984 | 1981 | 1995 | 1997 | 1990 | 1994 | 1984 | 1981 | 1966 | 1981 | 1968 | 1998 | 1984 | 1981 |
| | 1962/1999 | | 1963/2000 38 Jahre | | | | | | | | | | | |
| $Mh_N$ mm | 61 | 61 | 53 | 43 | 52 | 53 | 63 | 73 | 73 | 64 | 58 | 57 | 62 | 60 |
| $Mh_A$ mm | 16 | 24 | 26 | 24 | 29 | 22 | 16 | 14 | 12 | 8 | 8 | 11 | 16 | 24 |

| | Abflussjahr (*) 2000 Jahr | Datum | Winter | Sommer | Kalenderjahr 2000 Jahr | Datum |
|---|---|---|---|---|---|---|
| NQ m³/s | 0.295 | am 01.07.2000 | 0.566 | 0.295 | 0.295 | am 01.07.2000 |
| MQ m³/s | 1.37 | | 2.03 | 0.715 | 1.30 | |
| HQ m³/s | 22.2 | am 25.02.2000 bei W= 183 cm | 22.2 | 4.80 | 22.2 | am 25.02.2000 bei W= 183 cm |
| Nq l/(s km²) | 1.34 | | 2.57 | 1.34 | 1.34 | |
| Mq l/(s km²) | 6.22 | | 9.22 | 3.24 | 5.90 | |
| Hq l/(s km²) | 101 | | 101 | 21.8 | 101 | |
| $h_N$ mm | 817 | | 402 | 415 | 767 | |
| $h_A$ mm | 196 | | 145 | 52 | 187 | |
| | 1963/2000 (*) 38 Jahre | | | | 1963/2000 | |
| NQ m³/s | 0.040 | am 19.07.1964 | 0.300 | 0.040 | 0.040 | am 19.07.1964 |
| MNQ m³/s | 0.360 | | 0.625 | 0.370 | 0.370 | |
| MQ m³/s | 1.45 | | 1.95 | 0.958 | 1.45 | |
| MHQ m³/s | 21.4 | | 18.9 | 12.5 | 19.8 | |
| HQ m³/s | 40.0 | am 04.06.1981 | 37.8 | 40.0 | 40.0 | am 04.06.1981 |
| $HQ_1$ m³/s | 10.6 | | 9.44 | 4.58 | 10.6 | |
| $HQ_5$ m³/s | 22.9 | | 22.9 | 10.9 | 22.9 | |
| MNq l/(s km²) | 1.63 | | 2.84 | 1.68 | 1.68 | |
| Mq l/(s km²) | 6.58 | | 8.85 | 4.35 | 6.58 | |
| MHq l/(s km²) | 97.1 | | 85.8 | 56.7 | 89.8 | |
| | 1963/2000 (*) 38 Jahre | | | | 1963/2000 | |
| $Mh_N$ mm | 712 | | 323 | 389 | 712 | |
| $Mh_A$ mm | 207 | | 139 | 69 | 208 | |

## Extremwerte

| | Niedrigwasser m³/s | l/(s km²) | Datum | Hochwasser m³/s | l/(s km²) | cm | Datum |
|---|---|---|---|---|---|---|---|
| 1 | 0.040 | 0.181 | 19.07.1964 | 40.0 | 181 | 266 | 04.06.1981 |
| 2 | 0.160 | 0.726 | 03.08.1990 | 37.8 | 172 | 252 | 23.01.1995 |
| 3 | 0.160 | 0.726 | 14.08.1976 | 36.8 | 167 | 246 | 25.02.1997 |
| 4 | 0.204 | 0.926 | 02.09.1991 | 34.7 | 157 | 239 | 12.01.1993 |
| 5 | 0.216 | 0.980 | 20.08.1993 | 32.2 | 146 | 230 | 23.11.1984 |
| 6 | 0.220 | 0.998 | 22.08.1989 | 31.7 | 144 | 228 | 07.02.1984 |
| 7 | 0.220 | 0.998 | 31.08.1963 | 31.5 | 143 | 227 | 29.05.1984 |
| 8 | 0.222 | 1.01 | 13.08.1997 | 30.5 | 138 | 219 | 01.03.1990 |
| 9 | 0.264 | 1.20 | 16.08.1995 | 29.7 | 135 | 249 | 31.12.1981 |
| 10 | 0.270 | 1.23 | 06.10.1986 | 29.7 | 135 | 249 | 11.08.1981 |

## Dauertabelle

| Unterschreitungsdauer in Tagen | Unterschrittene Abflüsse m³/s: Abflussjahr (*) 2000 | Kalenderjahr 2000 | 1963/2000 38 Kalenderjahre: Obere Hüllwerte | Mittlere Werte | Untere Hüllwerte |
|---|---|---|---|---|---|
| (365) | 11.8 | 11.8 | | | |
| 364 | 9.25 | 9.25 | 29.4 | 11.8 | 2.93 |
| 363 | 6.27 | 6.27 | 18.7 | 9.77 | 2.73 |
| 362 | 6.24 | 5.01 | 17.7 | 8.83 | 2.34 |
| 361 | 5.01 | 4.84 | 17.5 | 8.10 | 2.26 |
| 360 | 4.84 | 4.49 | 14.6 | 7.36 | 1.94 |
| 359 | 4.83 | 4.44 | 13.1 | 6.83 | 1.94 |
| 358 | 4.64 | 4.36 | 11.3 | 6.34 | 1.86 |
| 357 | 4.49 | 4.19 | 11.0 | 6.04 | 1.78 |
| 356 | 4.44 | 4.18 | 11.0 | 5.70 | 1.64 |
| 350 | 3.85 | 3.64 | 8.99 | 4.58 | 1.40 |
| 340 | 3.43 | 3.04 | 6.66 | 3.53 | 1.20 |
| 330 | 2.98 | 2.75 | 5.68 | 2.93 | 1.10 |
| 320 | 2.67 | 2.47 | 4.93 | 2.52 | 1.05 |
| 300 | 2.21 | 1.94 | 4.03 | 2.02 | 0.900 |
| 270 | 1.61 | 1.34 | 2.88 | 1.58 | 0.800 |
| 240 | 1.21 | 1.15 | 2.46 | 1.30 | 0.650 |
| 210 | 1.04 | 1.02 | 2.05 | 1.11 | 0.600 |
| 183 | 0.899 | 0.915 | 1.80 | 0.981 | 0.550 |
| 150 | 0.777 | 0.801 | 1.50 | 0.832 | 0.480 |
| 130 | 0.707 | 0.748 | 1.38 | 0.759 | 0.460 |
| 120 | 0.669 | 0.724 | 1.30 | 0.721 | 0.420 |
| 110 | 0.656 | 0.685 | 1.18 | 0.684 | 0.380 |
| 100 | 0.637 | 0.658 | 1.15 | 0.651 | 0.340 |
| 90 | 0.613 | 0.640 | 1.08 | 0.605 | 0.300 |
| 80 | 0.603 | 0.611 | 1.08 | 0.578 | 0.260 |
| 70 | 0.590 | 0.600 | 1.05 | 0.546 | 0.260 |
| 60 | 0.575 | 0.576 | 1.05 | 0.504 | 0.220 |
| 50 | 0.541 | 0.541 | 0.950 | 0.476 | 0.220 |
| 40 | 0.516 | 0.516 | 0.880 | 0.441 | 0.220 |
| 30 | 0.483 | 0.483 | 0.830 | 0.404 | 0.180 |
| 25 | 0.473 | 0.473 | 0.830 | 0.391 | 0.180 |
| 20 | 0.452 | 0.452 | 0.830 | 0.365 | 0.180 |
| 15 | 0.431 | 0.431 | 0.800 | 0.342 | 0.140 |
| 10 | 0.426 | 0.426 | 0.750 | 0.307 | 0.140 |
| 9 | 0.424 | 0.424 | 0.750 | 0.301 | 0.140 |
| 8 | 0.424 | 0.424 | 0.740 | 0.298 | 0.140 |
| 7 | 0.424 | 0.424 | 0.740 | 0.285 | 0.140 |
| 6 | 0.420 | 0.420 | 0.730 | 0.277 | 0.140 |
| 5 | 0.414 | 0.414 | 0.720 | 0.261 | 0.140 |
| 4 | 0.408 | 0.408 | 0.720 | 0.251 | 0.120 |
| 3 | 0.395 | 0.395 | 0.720 | 0.222 | 0.120 |
| 2 | 0.386 | 0.386 | 0.720 | 0.208 | 0.100 |
| 1 | 0.323 | 0.323 | 0.710 | 0.166 | 0.070 |
| 0 | 0.295 | 0.295 | 0.700 | 0.040 | 0.040 |

(*) Abflussjahr: 1.11. des Vorjahres bis 31.10.

2000 Randeis an 7 Tagen

HQ1 und HQ5 aus Jahresreihe 1987 / 2000 ermittelt

$A_{Eo}$ : 79.9 $km^2$

PNP : NN + 141.93 m

Lage: 3.2 km oberhalb der Mündung rechts

Q $m^3/s$

Pegel : Steimke A Nr. 4364106

Gewässer : Ahle

Gebiet : Oberweser

## Tageswerte

| Tag | 1999 Nov | 1999 Dez | 2000 Jan | Feb | Mrz | Apr | Mai | Jun | Jul | Aug | Sep | Okt | Nov | Dez |
|---|---|---|---|---|---|---|---|---|---|---|---|---|---|---|
| 1. | 0.675 | 0.843 | 1.30 | 3.39 | 3.41 | 2.34 | 1.41 | 1.15 | 0.851 | 0.818 | 0.707 | 0.605 | 0.622 | 0.646 |
| 2. | 0.724 | 0.894 | 1.31 | 3.62 | 2.84 | 2.34 | 1.40 | 1.15 | 0.804 | 0.817 | 0.773 | 0.581 | 0.723 | 0.672 |
| 3. | 0.701 | 0.945 | 1.31 | 3.78 | 4.28 | 2.25 | 1.39 | 1.14 | 0.804 | 0.815 | 0.814 | 0.578 | 0.723 | 0.652 |
| 4. | 0.677 | 0.785 | 1.63 | 3.00 | 3.41 | 2.25 | 1.38 | 1.13 | 0.803 | 0.814 | 0.770 | 0.576 | 0.724 | 0.656 |
| 5. | 0.678 | 0.762 | 1.87 | 2.41 | 2.95 | 2.07 | 1.32 | 1.27 | 1.21 | 0.812 | 0.726 | 0.574 | 0.685 | 0.635 |
| 6. | 0.679 | 0.767 | 1.49 | 1.84 | 2.83 | 1.89 | 1.37 | 1.16 | 0.893 | 0.767 | 0.700 | 0.572 | 0.625 | 0.639 |
| 7. | 0.728 | 1.51 | 1.44 | 1.70 | 2.74 | 1.89 | 1.36 | 1.20 | 0.801 | 0.809 | 0.893 | 0.570 | 0.605 | 0.642 |
| 8. | 0.771 | 1.44 | 1.34 | 1.86 | 3.74 | 1.89 | 1.35 | 1.10 | 0.800 | 0.764 | 0.722 | 0.568 | 0.627 | 0.669 |
| 9. | 0.729 | 1.16 | 1.30 | 2.04 | 8.77 | 1.83 | 1.40 | 1.04 | 0.800 | 0.737 | 0.696 | 0.587 | 0.627 | 0.648 |
| 10. | 0.706 | 1.08 | 1.30 | 1.80 | 4.41 | 1.82 | 1.39 | 1.03 | 0.844 | 0.761 | 0.695 | 0.563 | 0.628 | 0.675 |
| 11. | 0.707 | 1.18 | 1.26 | 1.75 | 4.56 | 1.76 | 1.38 | 1.07 | 0.798 | 0.760 | 0.670 | 0.582 | 0.628 | 0.769 |
| 12. | 0.683 | 2.05 | 1.26 | 1.70 | 3.96 | 1.75 | 1.37 | 1.16 | 0.797 | 0.759 | 0.669 | 0.559 | 0.629 | 0.986 |
| 13. | 0.684 | 2.15 | 1.27 | 1.83 | 3.62 | 1.80 | 1.47 | 0.963 | 0.797 | 0.757 | 0.668 | 0.557 | 0.630 | 1.03 |
| 14. | 0.685 | 1.77 | 1.22 | 1.85 | 4.56 | 1.73 | 1.46 | 0.817 | 0.841 | 0.756 | 0.666 | 0.555 | 0.652 | 0.995 |
| 15. | 0.685 | 1.56 | 1.23 | 1.94 | 4.85 | 1.72 | 1.40 | 0.789 | 0.795 | 0.754 | 0.641 | 0.553 | 0.631 | 1.04 |
| 16. | 0.686 | 1.35 | 1.23 | 1.74 | 4.25 | 1.71 | 1.39 | 0.788 | 0.795 | 0.728 | 0.615 | 0.550 | 0.631 | 1.09 |
| 17. | 0.687 | 1.36 | 1.24 | 1.97 | 3.72 | 1.64 | 1.44 | 0.788 | 0.767 | 0.727 | 0.589 | 0.551 | 0.653 | 0.965 |
| 18. | 0.688 | 1.80 | 1.24 | 2.25 | 3.95 | 1.64 | 1.48 | 0.787 | 0.793 | 0.700 | 0.587 | 0.531 | 0.633 | 0.751 |
| 19. | 0.692 | 1.37 | 1.25 | 3.02 | 3.72 | 1.69 | 1.47 | 0.786 | 0.791 | 1.25 | 0.585 | 0.552 | 0.633 | 0.755 |
| 20. | 0.696 | 1.18 | 1.25 | 2.36 | 3.38 | 1.62 | 1.41 | 0.758 | 0.790 | 0.965 | 0.583 | 0.553 | 0.634 | 0.758 |
| 21. | 0.701 | 1.14 | 1.59 | 2.28 | 3.37 | 1.61 | 1.45 | 0.785 | 0.789 | 0.876 | 0.604 | 0.553 | 0.613 | 0.736 |
| 22. | 0.705 | 1.09 | 1.48 | 1.94 | 3.37 | 1.60 | 1.39 | 0.857 | 0.787 | 0.788 | 0.579 | 0.554 | 0.595 | 0.714 |
| 23. | 0.804 | 1.10 | 1.44 | 1.95 | 3.26 | 1.59 | 1.38 | 0.857 | 0.786 | 0.744 | 0.600 | 0.533 | 0.620 | 0.718 |
| 24. | 0.941 | 1.16 | 1.44 | 2.40 | 3.14 | 1.64 | 1.37 | 0.856 | 0.784 | 0.742 | 0.620 | 0.555 | 0.623 | 0.721 |
| 25. | 0.947 | 1.71 | 1.34 | 3.77 | 3.14 | 1.57 | 1.31 | 0.855 | 0.828 | 0.716 | 0.641 | 0.555 | 0.626 | 0.724 |
| 26. | 0.863 | 2.02 | 1.29 | 2.84 | 3.02 | 1.57 | 1.30 | 0.854 | 0.826 | 0.690 | 0.616 | 0.556 | 0.629 | 0.727 |
| 27. | 0.753 | 2.27 | 1.47 | 2.48 | 2.91 | 1.50 | 1.30 | 0.854 | 0.825 | 0.689 | 0.614 | 0.556 | 0.633 | 0.731 |
| 28. | 0.732 | 1.73 | 1.65 | 2.21 | 2.91 | 1.49 | 1.29 | 0.853 | 0.868 | 0.688 | 0.611 | 0.680 | 0.721 | 0.760 |
| 29. | 0.736 | 1.44 | 3.44 | 2.95 | 2.70 | 1.42 | 1.28 | 0.852 | 0.822 | 0.687 | 0.609 | 0.681 | 0.662 | 0.764 |
| 30. | 0.740 | 1.39 | 5.82 | | 2.43 | 1.47 | 1.27 | 0.852 | 0.865 | 0.685 | 0.607 | 0.642 | 0.642 | 0.740 |
| 31. | | 1.35 | 3.37 | | 2.34 | | 1.16 | | 0.953 | 0.684 | | 0.622 | | 0.744 |

## Hauptwerte

| | 1999 Nov | 1999 Dez | 2000 Jan | Feb | Mrz | Apr | Mai | Jun | Jul | Aug | Sep | Okt | Nov | Dez |
|---|---|---|---|---|---|---|---|---|---|---|---|---|---|---|
| Tag | 1. | 5. | 14. | 7.+ | 31. | 29. | 31. | 20. | 17. | 31. | 22. | 18. | 22. | 5. |
| NQ | 0.675 | 0.762 | 1.22 | 1.70 | 2.34 | 1.42 | 1.16 | 0.758 | 0.767 | 0.684 | 0.579 | 0.531 | 0.595 | 0.635 |
| MQ | 0.729 | 1.37 | 1.65 | 2.37 | 3.63 | 1.77 | 1.37 | 0.952 | 0.829 | 0.776 | 0.662 | 0.574 | 0.644 | 0.766 |
| HQ | 0.983 | 2.83 | 17.5 | 5.19 | 20.9 | 2.34 | 2.24 | 1.73 | 2.25 | 2.71 | 1.29 | 0.875 | 0.918 | 1.38 |
| Tag | 7. | 12. | 30. | 25. | 9. | 1. | 18. | 5. | 5. | 19. | 3. | 27. | 1. | 16. |
| $h_N$ mm | 66 | 126 | 92 | 107 | 139 | 30 | 51 | 49 | 118 | 63 | 60 | 41 | 43 | 77 |
| $h_A$ mm | 24 | 46 | 55 | 74 | 122 | 57 | 46 | 31 | 28 | 26 | 21 | 19 | 21 | 26 |

| | 1961/1999 | | 1962/2000 39 Jahre | | | | | | | | | | | |
|---|---|---|---|---|---|---|---|---|---|---|---|---|---|---|
| Jahr | 1976 | 1964 | 1993 | 1972 | 1972 | 1976 | 1976 | 1976 | 1970 | 1991 | 1991 | 1976 | 1976 | 1964 |
| NQ | 0.277 | 0.377 | 0.241 | 0.407 | 0.479 | 0.499 | 0.287 | 0.266 | 0.480 | 0.332 | 0.403 | 0.411 | 0.277 | 0.377 |
| MNQ | 0.778 | 0.947 | 1.10 | 1.16 | 1.20 | 1.27 | 1.00 | 0.822 | 0.780 | 0.734 | 0.677 | 0.715 | 0.763 | 0.921 |
| MQ | 1.17 | 1.78 | 1.85 | 1.76 | 1.94 | 1.69 | 1.28 | 1.11 | 1.04 | 0.900 | 0.875 | 0.982 | 1.15 | 1.71 |
| MHQ | 4.87 | 9.02 | 7.78 | 6.45 | 7.44 | 4.16 | 3.31 | 4.87 | 4.43 | 3.16 | 3.24 | 3.85 | 4.71 | 8.76 |
| HQ | 30.6 | 25.8 | 28.3 | 17.6 | 23.3 | 22.0 | 11.6 | 31.4 | 20.0 | 9.76 | 17.6 | 35.1 | 30.6 | 25.8 |
| Jahr | 1998 | 1988 | 1995 | 1970 | 1981 | 1994 | 1984 | 1986 | 1965 | 1981 | 1998 | 1998 | 1998 | 1988 |
| $Mh_N$ mm | 82 | 101 | 85 | 64 | 74 | 65 | 72 | 89 | 85 | 74 | 73 | 69 | 80 | 100 |
| $Mh_A$ mm | 38 | 60 | 62 | 55 | 65 | 55 | 43 | 36 | 35 | 30 | 28 | 33 | 37 | 57 |

| | Abflußjahr (*) 2000 Jahr | Datum | Winter | Sommer | Kalenderjahr 2000 Jahr | Datum |
|---|---|---|---|---|---|---|
| NQ $m^3/s$ | 0.531 | am 18.10.2000 | 0.675 | 0.531 | 0.531 | am 18.10.2000 |
| MQ $m^3/s$ | 1.39 | | 1.92 | 0.862 | 1.33 | |
| HQ $m^3/s$ | 20.9 | am 09.03.2000 bei W= 189 cm | 20.9 | 2.71 | 20.9 | am 09.03.2000 bei W= 189 cm |
| Nq $l/(skm^2)$ | 6.65 | | 8.45 | 6.65 | 6.65 | |
| Mq $l/(skm^2)$ | 17.4 | | 24.0 | 10.8 | 16.6 | |
| Hq $l/(skm^2)$ | 262 | | 262 | 33.9 | 262 | |
| $h_N$ mm | 942 | | 560 | 382 | 870 | |
| $h_A$ mm | 550 | | 378 | 172 | 526 | |
| | 1962/2000 (*) 39 Jahre | | | | 1962/2000 | |
| NQ $m^3/s$ | 0.241 | am 05.01.1993 | 0.241 | 0.266 | 0.241 | am 05.01.1993 |
| MNQ $m^3/s$ | 0.534 | | 0.667 | 0.603 | 0.563 | |
| MQ $m^3/s$ | 1.36 | | 1.70 | 1.03 | 1.36 | |
| MHQ $m^3/s$ | 16.1 | | 14.6 | 8.16 | 16.0 | |
| HQ $m^3/s$ | 35.1 | am 28.10.1998 bei W= 266 cm | 30.6 | 35.1 | 35.1 | am 28.10.1998 bei W= 266 cm |
| $HQ_1$ $m^3/s$ | | | | | | |
| $HQ_5$ $m^3/s$ | | | | | | |
| MNq $l/(skm^2)$ | 6.68 | | 8.35 | 7.55 | 7.05 | |
| Mq $l/(skm^2)$ | 17.0 | | 21.3 | 12.9 | 17.0 | |
| MHq $l/(skm^2)$ | 202 | | 183 | 102 | 200 | |
| $Mh_N$ mm | 934 | | 471 | 463 | 931 | |
| $Mh_A$ mm | 538 | | 335 | 205 | 538 | |

## Extremwerte

| | Niedrigwasser $m^3/s$ | $l/(skm^2)$ | Datum | Hochwasser $m^3/s$ | $l/(skm^2)$ | cm | Datum |
|---|---|---|---|---|---|---|---|
| 1 | 0.241 | 3.02 | 05.01.1993 | 35.1 | 439 | 266 | 28.10.1998 |
| 2 | 0.266 | 3.33 | 01.06.1976 | 31.4 | 393 | 248 | 07.06.1986 |
| 3 | 0.313 | 3.92 | 17.01.1986 | 28.3 | 354 | 232 | 30.01.1995 |
| 4 | 0.332 | 4.16 | 07.08.1991 | 25.8 | 323 | 218 | 19.12.1988 |
| 5 | 0.338 | 4.23 | 19.11.1964 | 24.5 | 307 | 210 | 15.01.1968 |
| 6 | 0.407 | 5.09 | 16.02.1972 | 23.5 | 294 | 207 | 29.12.1986 |
| 7 | 0.411 | 5.14 | 01.02.1970 | 23.3 | 292 | 203 | 10.03.1981 |
| 8 | 0.426 | 5.33 | 27.10.1985 | 22.7 | 284 | 202 | 23.12.1967 |
| 9 | 0.435 | 5.44 | 21.10.1973 | 22.0 | 275 | 198 | 25.04.1994 |
| 10 | 0.444 | 5.56 | 27.09.1979 | 21.2 | 265 | 195 | 18.12.1965 |

## Dauertabelle

Unterschrittene Abflüsse $m^3/s$

| Unterschreitungsdauer in Tagen | Abfluß-jahr (*) 2000 | Kalenderjahr 2000 | 1962/2000 39 Kalenderjahre Obere Hüllwerte | Mittlere Werte | Untere Hüllwerte |
|---|---|---|---|---|---|
| (365) | 8.77 | 8.77 | | | |
| 364 | 5.82 | 5.82 | 22.4 | 8.58 | 2.46 |
| 363 | 4.85 | 4.85 | 17.6 | 6.61 | 2.45 |
| 362 | 4.85 | 4.85 | 16.0 | 5.78 | 2.31 |
| 361 | 4.85 | 4.85 | 14.0 | 5.07 | 2.11 |
| 360 | 4.41 | 4.41 | 13.3 | 4.72 | 1.84 |
| 359 | 4.28 | 4.28 | 10.3 | 4.43 | 1.74 |
| 358 | 4.25 | 4.25 | 9.56 | 4.19 | 1.72 |
| 357 | 3.96 | 3.96 | 9.35 | 4.02 | 1.66 |
| 356 | 3.95 | 3.95 | 8.50 | 3.90 | 1.61 |
| 350 | 3.72 | 3.72 | 5.46 | 3.23 | 1.36 |
| 340 | 3.26 | 3.26 | 4.47 | 2.63 | 1.26 |
| 330 | 2.91 | 2.91 | 3.97 | 2.33 | 1.19 |
| 320 | 2.36 | 2.36 | 3.75 | 2.11 | 1.17 |
| 300 | 1.94 | 1.84 | 3.13 | 1.81 | 1.04 |
| 270 | 1.61 | 1.50 | 2.64 | 1.54 | 0.890 |
| 240 | 1.41 | 1.35 | 2.23 | 1.35 | 0.672 |
| 210 | 1.30 | 1.20 | 1.89 | 1.21 | 0.597 |
| 183 | 1.15 | 0.856 | 1.77 | 1.09 | 0.591 |
| 150 | 0.843 | 0.793 | 1.66 | 0.962 | 0.537 |
| 130 | 0.801 | 0.767 | 1.61 | 0.898 | 0.519 |
| 120 | 0.790 | 0.754 | 1.59 | 0.867 | 0.501 |
| 110 | 0.784 | 0.728 | 1.57 | 0.841 | 0.493 |
| 100 | 0.760 | 0.718 | 1.56 | 0.813 | 0.485 |
| 90 | 0.737 | 0.688 | 1.52 | 0.787 | 0.476 |
| 80 | 0.716 | 0.670 | 1.50 | 0.760 | 0.460 |
| 70 | 0.700 | 0.646 | 1.46 | 0.731 | 0.436 |
| 60 | 0.686 | 0.634 | 1.43 | 0.702 | 0.429 |
| 50 | 0.677 | 0.628 | 1.41 | 0.675 | 0.411 |
| 40 | 0.620 | 0.614 | 1.37 | 0.645 | 0.373 |
| 30 | 0.589 | 0.589 | 1.34 | 0.610 | 0.347 |
| 25 | 0.582 | 0.582 | 1.33 | 0.594 | 0.329 |
| 20 | 0.574 | 0.574 | 1.32 | 0.570 | 0.316 |
| 15 | 0.559 | 0.559 | 1.30 | 0.542 | 0.304 |
| 10 | 0.556 | 0.556 | 1.27 | 0.509 | 0.295 |
| 9 | 0.556 | 0.556 | 1.26 | 0.499 | 0.295 |
| 8 | 0.554 | 0.554 | 1.26 | 0.493 | 0.293 |
| 7 | 0.554 | 0.554 | 1.25 | 0.485 | 0.293 |
| 6 | 0.554 | 0.554 | 1.25 | 0.476 | 0.293 |
| 5 | 0.554 | 0.554 | 1.25 | 0.468 | 0.289 |
| 4 | 0.552 | 0.552 | 1.25 | 0.453 | 0.288 |
| 3 | 0.551 | 0.551 | 1.22 | 0.434 | 0.287 |
| 2 | 0.550 | 0.550 | 1.22 | 0.413 | 0.277 |
| 1 | 0.533 | 0.533 | 1.22 | 0.349 | 0.267 |
| 0 | 0.531 | 0.531 | 1.19 | 0.241 | 0.241 |

(*) Abflußjahr: 1.11. des Vorjahres bis 31.10.
der Pegel repräsentiert nicht den Wasserhaushalt des Gebietes
vermutl. unterschiedliche Aeo/Aeu

$A_{Eo}$ : 103 km²
PNP :NN + 337.00 m
Lage: 90.0 km oberhalb der Mündung rechts

Q
m³/s

Pegel : Helminghausen *) Nr. 44100206
Gewässer : Diemel
Gebiet : Oberweser

## Tageswerte

| Tag | 1999 Nov | 1999 Dez | 2000 Jan | Feb | Mrz | Apr | Mai | Jun | Jul | Aug | Sep | Okt | Nov | Dez |
|---|---|---|---|---|---|---|---|---|---|---|---|---|---|---|
| 1. | 1.95 | 0.929 | 1.01 | 8.17 | 7.66 | 1.11 | 1.01 | 1.01 | 1.01 | K 1.01 | K 1.01 | K 1.01 | K 1.01 | 1.01 |
| 2. | 1.95 | 0.942 | 1.01 | 8.09 | 9.76 | 1.11 | 1.01 | 1.01 | 1.01 | K 1.01 | K 1.01 | K 1.01 | K 1.01 | 1.01 |
| 3. | 1.91 | 1.01 | 1.01 | 8.18 | 9.83 | 1.11 | 1.01 | 1.04 | K 1.01 | K 1.01 | K 1.01 | K 1.01 | K 1.01 | 1.01 |
| 4. | 1.36 | 1.01 | 1.01 | 8.23 | 9.88 | 1.04 | 1.01 | 1.11 | K 1.03 | K 1.01 | K 1.01 | K 1.01 | K 1.01 | 1.01 |
| 5. | 1.11 | 1.01 | 1.01 | 5.87 | 9.84 | 1.01 | 1.01 | 1.11 | K 1.11 | K 1.01 | K 1.01 | K 1.01 | K 1.01 | 1.01 |
| 6. | 1.11 | 1.01 | 1.01 | 4.21 | 7.23 | 1.01 | 1.01 | 1.05 | K 1.11 | K 1.01 | K 1.01 | K 1.01 | K 1.01 | 1.01 |
| 7. | 1.11 | 1.01 | 1.01 | 4.21 | 4.33 | 1.01 | 1.01 | 1.01 | K 1.11 | K 1.01 | K 1.01 | K 1.01 | K 1.01 | 1.01 |
| 8. | 1.11 | 1.01 | 1.01 | 4.17 | 6.73 | 1.01 | 1.01 | 1.01 | K 1.11 | K 1.01 | K 1.01 | K 1.01 | K 1.08 | 1.01 |
| 9. | 1.06 | 1.01 | 1.01 | 4.21 | 8.92 | 1.01 | 1.01 | 1.01 | K 1.11 | K 1.01 | K 1.01 | K 1.01 | K 0.911 | 1.01 |
| 10. | 1.00 | 1.01 | 1.01 | 4.27 | 9.86 | 1.01 | 1.01 | 1.01 | K 1.11 | K 1.01 | K 1.01 | K 1.01 | K 1.01 | 1.01 |
| 11. | 0.902 | 1.01 | 1.01 | 4.21 | 9.86 | 1.01 | 1.01 | 1.01 | K 1.04 | K 1.01 | K 1.01 | K 1.01 | K 1.01 | 1.01 |
| 12. | 1.01 | 1.06 | 1.01 | 4.22 | 9.73 | 1.01 | 1.01 | 1.01 | K 1.01 | K 1.01 | K 1.01 | K 1.01 | K 1.01 | 1.01 |
| 13. | 1.11 | 1.11 | 1.01 | 3.93 | 9.68 | 1.01 | 1.01 | 1.01 | K 0.956 | K 1.01 | K 1.01 | K 1.01 | K 1.01 | 1.01 |
| 14. | 1.11 | 1.11 | 1.01 | 3.14 | 9.67 | 1.01 | 1.03 | 1.01 | K 1.03 | K 1.01 | K 1.01 | K 4.23 | K 1.01 | 1.01 |
| 15. | 1.11 | 1.11 | 1.01 | 2.58 | 9.62 | 1.01 | 1.11 | 1.00 | K 1.11 | K 1.01 | K 1.01 | K 7.56 | K 1.01 | 1.01 |
| 16. | 1.11 | 1.11 | 1.01 | 2.27 | 8.84 | 1.01 | 1.04 | 1.01 | K 1.11 | K 1.01 | K 1.01 | K 7.52 | K 1.01 | 1.01 |
| 17. | 1.07 | 1.05 | 1.01 | 2.31 | 8.43 | 1.01 | 1.01 | 1.01 | K 1.11 | K 1.01 | K 1.01 | K 3.03 | K 1.01 | 1.01 |
| 18. | 1.01 | 1.01 | 1.01 | 2.31 | 8.46 | 1.01 | 1.01 | 1.01 | K 1.04 | K 1.01 | K 1.01 | K 0.973 | K 1.01 | 1.01 |
| 19. | 1.01 | 1.01 | 1.01 | 2.31 | 8.53 | 1.01 | 1.01 | 1.01 | K 1.01 | K 1.01 | K 1.01 | K 1.01 | K 1.01 | 1.01 |
| 20. | 1.01 | 1.01 | 1.01 | 2.31 | 8.47 | 1.01 | 1.01 | 1.01 | K 1.01 | K 1.01 | K 1.01 | K 1.01 | K 1.02 | 1.01 |
| 21. | 1.01 | 1.01 | 1.01 | 2.31 | 6.02 | 1.01 | 1.01 | 1.01 | K 1.01 | K 1.01 | K 1.01 | K 1.01 | K 1.01 | 1.01 |
| 22. | 1.01 | 1.01 | 1.01 | 2.31 | 4.35 | 1.01 | 1.01 | 1.01 | K 1.01 | K 1.01 | K 1.01 | K 1.01 | K 1.01 | 1.01 |
| 23. | 1.01 | 1.01 | 1.01 | 2.40 | 4.40 | 1.01 | 1.01 | 1.01 | K 1.01 | K 1.01 | K 1.01 | K 1.01 | K 1.01 | 1.01 |
| 24. | 0.965 | 1.01 | 1.01 | 3.66 | 4.39 | 1.01 | 1.01 | 1.01 | K 1.01 | K 1.01 | K 1.49 | K 1.01 | K 1.01 | 1.01 |
| 25. | 0.905 | 1.01 | 1.58 | 4.53 | 4.35 | 1.01 | 1.01 | 1.01 | K 1.01 | K 1.01 | K 1.01 | K 1.01 | K 1.01 | 1.01 |
| 26. | 0.968 | 1.01 | 2.07 | 4.51 | 3.77 | 1.01 | 1.01 | 1.01 | K 1.01 | K 1.01 | K 1.01 | K 1.01 | K 1.01 | 1.01 |
| 27. | 1.01 | 1.01 | 2.07 | 4.48 | 2.38 | 1.06 | 1.01 | 1.01 | K 1.07 | K 1.01 | K 1.01 | K 1.01 | K 1.01 | 1.01 |
| 28. | 1.01 | 1.01 | 2.07 | 4.48 | 2.28 | 1.05 | 1.01 | 1.01 | K 1.04 | K 1.01 | K 1.01 | K 1.01 | K 0.985 | 1.01 |
| 29. | 1.01 | 1.01 | 2.07 | 5.23 | 2.34 | 1.01 | 1.01 | 1.01 | K 1.01 | K 1.01 | K 1.01 | K 1.01 | K 1.01 | 1.01 |
| 30. | 1.01 | 1.01 | 3.41 | | 2.44 | 1.01 | 1.01 | 1.01 | K 1.03 | K 1.01 | K 1.01 | K 1.01 | 1.01 | 1.01 |
| 31. | | 1.01 | 6.25 | | 1.54 | | 1.01 | | K 1.01 | K 1.01 | | K 1.01 | | 1.01 |

## Hauptwerte

| | 1999 Nov | 1999 Dez | 2000 Jan | Feb | Mrz | Apr | Mai | Jun | Jul | Aug | Sep | Okt | Nov | Dez |
|---|---|---|---|---|---|---|---|---|---|---|---|---|---|---|
| Tag | 11. | 1. | 1.+ | 16. | 31. | 5.+ | 1.+ | 15. | 13. | 1.+ | 1.+ | 18. | 9. | 1.+ |
| NQ | 0.902 | 0.929 | 1.01 | 2.27 | 1.54 | 1.01 | 1.01 | 1.00 | 0.956 | 1.01 | 1.01 | 0.973 | 0.911 | 1.01 |
| MQ | 1.13 | 1.02 | 1.41 | 4.25 | 6.89 | 1.02 | 1.01 | 1.02 | 1.04 | 1.01 | 1.03 | 1.60 | 1.01 | 1.01 |
| HQ | 1.95 | 1.11 | 8.26 | 8.62 | 10.4 | 1.11 | 1.11 | 1.21 | 1.11 | 1.21 | 3.94 | 8.26 | 3.94 | 1.01 |
| Tag | 1.+ | 12.+ | 31. | 4. | 9. | 1.+ | 14.+ | 10. | 4.+ | 19. | 24. | 14. | 8.+ | 1.+ |
| $h_N$ mm | 81 | 163 | 83 | 125 | 147 | 39 | 42 | 83 | 130 | 63 | 95 | 59 | 55 | 57 |
| $h_A$ mm | 28 | 27 | 37 | 103 | 179 | 26 | 26 | 26 | 27 | 26 | 26 | 42 | 25 | 26 |
| | 1940/1999 | | 1941/2000 60 Jahre | | | | | | | | | | | |
| Jahr | 1959 | 1959 | 1960 | 1970 | 1970 | 1960 | 1998 | 1955 + | 1967 | 1959 | 1959 | 1959 | 1959 | 1959 |
| NQ | 0.170 | 0.150 | 0.190 | 0.450 | 0.490 | 0.680 | 0.450 | 0.450 | 0.270 | 0.170 | 0.150 | 0.170 | 0.170 | 0.150 |
| MNQ | 1.28 | 1.27 | 1.33 | 1.45 | 1.23 | 1.22 | 1.05 | 1.06 | 1.06 | 1.12 | 1.20 | 1.34 | 1.24 | 1.25 |
| MQ | 2.13 | 2.30 | 2.73 | 2.81 | 2.51 | 2.35 | 1.62 | 1.47 | 1.88 | 1.71 | 2.26 | 2.24 | 2.03 | 2.27 |
| MHQ | 4.14 | 5.41 | 6.31 | 6.46 | 6.19 | 5.48 | 3.69 | 3.80 | 4.61 | 3.74 | 4.58 | 4.54 | 3.94 | 5.34 |
| HQ | 16.1 | 48.4 | 46.7 | 62.4 | 26.8 | 27.0 | 14.3 | 15.4 | 42.4 | 8.81 | 9.84 | 13.9 | 14.8 | 48.4 |
| Jahr | 1940 | 1947 | 1948 | 1946 | 1981 | 1994 | 1965 | 1966 | 1965 | 1975 | 1992 | 1992 | 1942 | 1947 |
| | 1978/1999 | | 1979/2000 22 Jahre | | | | | | | | | | | |
| $Mh_N$ mm | 93 | 122 | 119 | 85 | 99 | 76 | 72 | 86 | 94 | 79 | 93 | 90 | 95 | 119 |
| $Mh_A$ mm | 54 | 60 | 71 | 68 | 65 | 59 | 42 | 37 | 49 | 44 | 57 | 58 | 51 | 59 |

| | Abflußjahr (*) 2000 Jahr | Datum | Winter | Sommer | Kalenderjahr 2000 Jahr | Datum |
|---|---|---|---|---|---|---|
| NQ m³/s | 0.902 | am 11.11.1999 | 0.902 | 0.956 | 0.911 | am 09.11.2000 |
| MQ m³/s | 1.87 | | 2.62 | 1.12 | 1.86 | |
| HQ m³/s | 10.4 | am 09.03.2000 bei W= 129 cm | 10.4 | 8.26 | 10.4 | am 09.03.2000 bei W= 129 cm |
| Nq l/(s km²) | 8.76 | | 8.76 | 9.28 | 8.84 | |
| Mq l/(s km²) | 18.1 | | 25.4 | 10.9 | 18.0 | |
| Hq l/(s km²) | 101 | | 101 | 80.2 | 101 | |
| $h_N$ mm | 1110 | | 638 | 472 | 978 | |
| $h_A$ mm | 571 | | 400 | 173 | 570 | |
| | 1941/2000 (*) 60 Jahre | | | | 1941/2000 | |
| NQ m³/s | 0.150 | am 01.12.1959 | 0.150 | 0.150 | 0.150 | am 22.09.1959 |
| MNQ m³/s | 0.724 | | 0.886 | 0.846 | 0.739 | |
| MQ m³/s | 2.16 | | 2.47 | 1.86 | 2.15 | |
| MHQ m³/s | 13.4 | | 11.6 | 8.18 | 13.8 | |
| HQ m³/s | 62.4 | am 08.02.1946 bei W= 287 cm | 62.4 | 42.4 | 62.4 | am 08.02.1946 bei W= 287 cm |
| $HQ_1$ m³/s | 9.10 | | 7.70 | 5.30 | 9.10 | |
| $HQ_5$ m³/s | 18.9 | | 17.2 | 10.3 | 18.9 | |
| MNq l/(s km²) | 7.03 | | 8.60 | 8.21 | 7.17 | |
| Mq l/(s km²) | 21.0 | | 24.0 | 18.1 | 20.9 | |
| MHq l/(s km²) | 130 | | 113 | 79.4 | 134 | |
| | 1979/2000 (*) 22 Jahre | | | | 1979/2000 | |
| $Mh_N$ mm | 1108 | | 595 | 513 | 1107 | |
| $Mh_A$ mm | 661 | | 377 | 287 | 660 | |

## Extremwerte

| | Niedrigwasser m³/s | l/(s km²) | Datum | Hochwasser m³/s | l/(s km²) | cm | Datum |
|---|---|---|---|---|---|---|---|
| 1 | 0.150 | 1.46 | 22.09.1959 | 62.4 | 606 | 287 | 08.02.1946 |
| 2 | 0.190 | 1.84 | 07.11.1949 | 48.4 | 470 | 252 | 28.12.1947 |
| 3 | 0.270 | 2.62 | 25.07.1967 | 46.7 | 453 | 248 | 14.01.1948 |
| 4 | 0.270 | 2.62 | 04.12.1953 | 42.4 | 412 | 238 | 16.07.1965 |
| 5 | 0.350 | 3.40 | 08.10.1969 | 27.0 | 262 | 214 | 14.04.1994 |
| 6 | 0.450 | 4.37 | 21.05.1998 | 26.8 | 260 | 193 | 11.03.1981 |
| 7 | 0.450 | 4.37 | 10.12.1969 | 20.0 | 194 | 170 | 22.07.1980 |
| 8 | 0.450 | 4.37 | 12.09.1968 | 20.0 | 194 | 170 | 25.03.1970 |
| 9 | 0.450 | 4.37 | 04.06.1968 | 19.0 | 184 | 166 | 23.01.1976 |
| 10 | 0.450 | 4.37 | 05.06.1955 | 17.5 | 170 | 165 | 27.03.1988 |

## Dauertabelle

| Unterschreitungsdauer in Tagen | Unterschrittene Abflüsse m³/s: Abfluß-jahr (*) 2000 | Kalender jahr 2000 | 1941/2000 60 Kalenderjahre Obere Hüllwerte | Mittlere Werte | Untere Hüllwerte |
|---|---|---|---|---|---|
| (365) | | | | | |
| 364 | 9.88 | 9.88 | 55.6 | 13.0 | 4.07 |
| 363 | 9.86 | 9.86 | 54.0 | 9.85 | 4.06 |
| 362 | 9.84 | 9.84 | 25.9 | 9.17 | 4.06 |
| 361 | 9.83 | 9.83 | 20.5 | 8.82 | 4.06 |
| 360 | 9.76 | 9.76 | 18.5 | 8.53 | 3.92 |
| 359 | 9.73 | 9.73 | 15.7 | 8.15 | 3.92 |
| 358 | 9.68 | 9.68 | 14.6 | 7.52 | 3.92 |
| 357 | 9.67 | 9.67 | 14.3 | 7.05 | 3.80 |
| 356 | 9.62 | 9.62 | 13.9 | 6.47 | 3.67 |
| 350 | 8.43 | 8.43 | 13.9 | 5.01 | 2.50 |
| 340 | 6.25 | 6.25 | 8.61 | 4.60 | 1.28 |
| 330 | 4.39 | 4.39 | 7.50 | 4.37 | 1.28 |
| 320 | 4.17 | 4.17 | 6.09 | 4.19 | 1.28 |
| 300 | 2.27 | 2.27 | 4.87 | 3.63 | 1.21 |
| 270 | 1.36 | 1.05 | 4.73 | 2.44 | 1.05 |
| 240 | 1.03 | 1.02 | 4.33 | 2.11 | 1.02 |
| 210 | 1.03 | 1.02 | 4.00 | 1.66 | 1.01 |
| 183 | 1.03 | 1.02 | 3.34 | 1.35 | 0.870 |
| 150 | 1.03 | 1.02 | 2.98 | 1.22 | 0.810 |
| 130 | 1.03 | 1.02 | 2.93 | 1.15 | 0.500 |
| 120 | 1.03 | 1.02 | 2.84 | 1.15 | 0.270 |
| 110 | 1.03 | 1.02 | 2.66 | 1.08 | 0.230 |
| 100 | 1.03 | 1.02 | 2.53 | 1.08 | 0.230 |
| 90 | 1.03 | 1.02 | 2.35 | 1.08 | 0.200 |
| 80 | 1.03 | 1.02 | 2.20 | 1.03 | 0.200 |
| 70 | 1.03 | 1.02 | 2.01 | 1.02 | 0.190 |
| 60 | 1.03 | 1.02 | 1.83 | 1.01 | 0.190 |
| 50 | 1.03 | 1.02 | 1.60 | 1.01 | 0.190 |
| 40 | 1.03 | 1.02 | 1.56 | 0.971 | 0.190 |
| 30 | 1.03 | 1.02 | 1.53 | 0.931 | 0.190 |
| 25 | 1.03 | 1.02 | 1.50 | 0.871 | 0.190 |
| 20 | 1.03 | 1.02 | 1.47 | 0.811 | 0.190 |
| 15 | 1.03 | 1.02 | 1.46 | 0.751 | 0.170 |
| 10 | 1.01 | 1.02 | 1.45 | 0.561 | 0.170 |
| 9 | 1.01 | 1.02 | 1.45 | 0.561 | 0.170 |
| 8 | 1.00 | 1.02 | 1.44 | 0.509 | 0.170 |
| 7 | 0.973 | 1.02 | 1.44 | 0.501 | 0.170 |
| 6 | 0.968 | 1.02 | 1.44 | 0.501 | 0.170 |
| 5 | 0.965 | 1.01 | 1.44 | 0.490 | 0.170 |
| 4 | 0.956 | 1.00 | 1.44 | 0.465 | 0.170 |
| 3 | 0.942 | 0.985 | 1.41 | 0.290 | 0.170 |
| 2 | 0.929 | 0.973 | 1.41 | 0.230 | 0.170 |
| 1 | 0.905 | 0.956 | 1.37 | 0.190 | 0.170 |
| 0 | 0.902 | 0.911 | 1.36 | 0.150 | 0.150 |

(*) Abflußjahr: 1.11. des Vorjahres bis 31.10.

HQ1, HQ5 : Jahresreihe 1940/2000
Extremwerte ab 1941
*) Abfluß aus der Diemeltalsperre
Verkrautung vom 03.07. bis 29.11.
eisfrei

BfG Koblenz

$A_{Eo}$ : 363.12 km²
PNP : NN+220.41 m
Lage : 64.50 km oberhalb der Mündung

# Q
m³/s

Pegel : Westheim Nr. 4433000000100
Gewässer : Diemel
Gebiet : Weser

## Tageswerte

| Tag | 1999 Nov | 1999 Dez | 2000 Jan | Feb | Mrz | Apr | Mai | Jun | Jul | Aug | Sep | Okt | Nov | Dez |
|---|---|---|---|---|---|---|---|---|---|---|---|---|---|---|
| 1. | 3.06 | 3.92 | 6.92 | 23.6 | 20.2 | 5.66 | 2.51 | 1.77 | 1.86 | 3.29 | 2.15 | 1.96 | 2.45 | 2.61 |
| 2. | 2.99 | 4.26 | 6.76 | 21.7 | 22.3 | 5.47 | 2.43 | 1.75 | 1.92 | 3.07 | 2.31 | 1.92 | 2.61 | 2.64 |
| 3. | 2.92 | 4.37 | 6.73 | 19.2 | 23.9 | 5.26 | 2.41 | 3.86 | 1.95 | 2.90 | 2.70 | 1.86 | 2.63 | 2.57 |
| 4. | 2.58 | 4.53 | 7.33 | 17.4 | 25.2 | 5.12 | 2.34 | 3.13 | 2.50 | 2.71 | 2.35 | 1.81 | 2.59 | 2.56 |
| 5. | 2.10 | 4.43 | 8.72 | 14.7 | 23.4 | 4.82 | 2.30 | 2.27 | 3.89 | 2.44 | 2.24 | 1.78 | 2.58 | 2.53 |
| 6. | 2.05 | 4.23 | 8.65 | 11.3 | 19.8 | 4.62 | 2.25 | 2.04 | 2.51 | 2.27 | 2.25 | 1.85 | 2.56 | 2.48 |
| 7. | 2.14 | 4.33 | 7.96 | 10.7 | 14.2 | 4.41 | 2.21 | 2.08 | 2.28 | 2.28 | 3.34 | 1.77 | 2.56 | 2.43 |
| 8. | 2.43 | 5.15 | 7.14 | 10.3 | 16.8 | 4.25 | 2.21 | 1.93 | 2.24 | 2.29 | 3.32 | 1.72 | 2.68 | 2.42 |
| 9. | 2.16 | 5.18 | 6.65 | 10.4 | 32.6 | 4.09 | 2.15 | 1.82 | 2.12 | 2.18 | 2.91 | 1.76 | 2.57 | 2.42 |
| 10. | 2.04 | 5.03 | 5.97 | 10.1 | 38.6 | 3.98 | 2.07 | 2.32 | 2.12 | 2.13 | 2.75 | 1.74 | 2.45 | 2.41 |
| 11. | 2.18 | 5.04 | 5.39 | 10.2 | 32.3 | 3.84 | 2.05 | 2.63 | 2.08 | 2.10 | 2.69 | 2.04 | 2.34 | 2.40 |
| 12. | 2.23 | 7.72 | 5.01 | 9.83 | 27.2 | 3.87 | 2.04 | 2.16 | 2.07 | 2.05 | 2.62 | 2.03 | 2.33 | 2.42 |
| 13. | 2.26 | 10.6 | 4.79 | 10.3 | 24.4 | 3.79 | 2.01 | 1.89 | 2.00 | 1.98 | 2.41 | 2.03 | 2.88 | 2.35 |
| 14. | 2.37 | 10.6 | 4.52 | 8.94 | 22.9 | 3.65 | 1.92 | 1.79 | 2.04 | 2.01 | 2.37 | 3.47 | 2.80 | 2.35 |
| 15. | 2.28 | 9.10 | 4.33 | 8.82 | 22.4 | 3.58 | 1.94 | 1.81 | 2.34 | 1.99 | 2.28 | 8.57 | 2.72 | 2.69 |
| 16. | 2.17 | 7.59 | 4.12 | 8.64 | 21.9 | 3.42 | 1.88 | 1.74 | 2.68 | 2.05 | 2.57 | 8.63 | 2.66 | 3.87 |
| 17. | 2.20 | 6.91 | 4.21 | 8.68 | 21.4 | 3.24 | 1.96 | 1.74 | 2.49 | 1.95 | 2.34 | 5.67 | 2.69 | 3.74 |
| 18. | 2.25 | 6.76 | 4.74 | 8.43 | 24.7 | 3.21 | 1.93 | 1.73 | 2.33 | 1.88 | 2.25 | 2.00 | 2.83 | 3.51 |
| 19. | 2.30 | 6.19 | 5.00 | 9.07 | 26.8 | 3.31 | 2.06 | 1.73 | 2.24 | 3.89 | 2.16 | 1.94 | 2.76 | 3.36 |
| 20. | 2.31 | 5.76 | 5.19 | 10.7 | 24.5 | 3.05 | 2.33 | 1.75 | 2.19 | 2.97 | 2.06 | 1.86 | 2.77 | 3.21 |
| 21. | 2.35 | 5.35 | 6.04 | 9.89 | 19.7 | 2.94 | 2.04 | 1.74 | 2.07 | 2.86 | 2.37 | 1.79 | 2.64 | 3.05 |
| 22. | 2.33 | 5.01 | 6.47 | 9.28 | 14.9 | 2.85 | 1.99 | 1.91 | 2.03 | 2.50 | 2.41 | 1.76 | 2.70 | 2.88 |
| 23. | 3.44 | 4.88 | 6.80 | 8.97 | 13.5 | 2.78 | 1.98 | 1.84 | 1.98 | 2.32 | 2.14 | 1.72 | 2.81 | 2.78 |
| 24. | 3.94 | 4.82 | 6.19 | 9.87 | 12.4 | 3.54 | 1.94 | 1.95 | 2.25 | 2.24 | 2.49 | 1.77 | 2.75 | 2.76 |
| 25. | 4.10 | 6.74 | 6.14 | 21.1 | 11.4 | 3.09 | 1.95 | 1.92 | 2.76 | 2.20 | 2.41 | 1.83 | 2.72 | 2.77 |
| 26. | 4.32 | 9.08 | 6.50 | 22.5 | 11.0 | 2.86 | 1.95 | 1.89 | 2.42 | 2.12 | 2.20 | 2.04 | 2.66 | 2.77 |
| 27. | 4.25 | 10.9 | 6.30 | 18.8 | 8.32 | 2.76 | 1.84 | 1.86 | 2.23 | 2.20 | 2.07 | 2.04 | 2.70 | 2.66 |
| 28. | 4.01 | 9.88 | 6.11 | 16.4 | 7.78 | 2.67 | 1.84 | 1.83 | 2.38 | 2.20 | 2.05 | 2.22 | 2.78 | 2.70 |
| 29. | 3.82 | 8.99 | 6.86 | 16.2 | 7.70 | 2.55 | 1.84 | 1.85 | 2.54 | 2.07 | 2.10 | 2.12 | 2.70 | 2.57 |
| 30. | 3.72 | 8.18 | 15.5 | | 7.51 | 2.55 | 1.94 | 1.86 | 4.43 | 2.04 | 1.99 | 2.17 | 2.70 | 2.50 |
| 31. | | 7.39 | 19.5 | | 6.64 | | 1.83 | | 3.81 | 2.01 | | 2.56 | | 2.50 |

## Hauptwerte

| | 1953/1999 | | 1954/2000 47 Kalenderjahre | | | | | | | | | | | |
|---|---|---|---|---|---|---|---|---|---|---|---|---|---|---|
| Tag | 10. | 1. | 16. | 18. | 31. | 30. | 31. | 18. | 1. | 18. | 30. | 23. | 12. | 14. |
| NQ | 2.04 | 3.92 | 4.12 | 8.43 | 6.64 | 2.55 | 1.83 | 1.73 | 1.86 | 1.88 | 1.99 | 1.72 | 2.33 | 2.35 |
| MQ | 2.78 | 6.54 | 6.86 | 13.0 | 19.6 | 3.71 | 2.07 | 2.02 | 2.41 | 2.36 | 2.41 | 2.53 | 2.65 | 2.74 |
| HQ | 5.08 | 13.3 | 24.1 | 28.4 | 41.6 | 7.56 | 2.95 | 26.8 | 7.54 | 7.10 | 5.26 | 11.4 | 4.15 | 4.29 |
| Tag | 29. | 14. | 31. | 1. | 10. | 4. | 26. | 3. | 30. | 19. | 7. | 15. | 9. | 16. |
| $h_N$ mm | | | | | | | | | | | | | | |
| $h_A$ mm | 20 | 48 | 51 | 89 | 144 | 26 | 15 | 14 | 18 | 17 | 17 | 19 | 19 | 20 |
| Jahr | 1959 | 1959 | 1960 | 1972 | 1972 | 1960 | 1959 | 1959 | 1964 | 1964 | 1959 | 1959 | 1959 | 1959 |
| NQ | 0.211 | 0.263 | 0.527 | 0.659 | 0.729 | 1.18 | 0.758 | 0.513 | 0.554 | 0.598 | 0.244 | 0.316 | 0.211 | 0.263 |
| MNQ | 2.57 | 3.32 | 3.60 | 3.86 | 3.51 | 3.66 | 2.47 | 2.13 | 1.84 | 1.81 | 1.98 | 2.45 | 2.60 | 3.35 |
| MQ | 4.57 | 7.12 | 7.97 | 7.27 | 7.74 | 6.66 | 4.12 | 3.51 | 3.79 | 2.94 | 3.59 | 4.17 | 4.60 | 7.16 |
| MHQ | 10.6 | 19.3 | 21.2 | 18.5 | 19.4 | 13.6 | 9.99 | 9.80 | 14.7 | 8.05 | 8.34 | 9.40 | 10.6 | 19.3 |
| HQ | 43.2 | 57.1 | 70.3 | 60.1 | 53.6 | 56.4 | 42.3 | 34.5 | 225 | 27.2 | 27.2 | 39.1 | 43.2 | 57.1 |
| Jahr | 1998 | 1988 | 1968 | 1970 | 1981 | 1994 | 1984 | 1966 | 1965 | 1968 | 1968 | 1998 | 1998 | 1988 |
| $Mh_N$ mm | | | | | | | | | | | | | | |
| $Mh_A$ mm | 33 | 53 | 59 | 49 | 57 | 48 | 30 | 25 | 28 | 22 | 26 | 31 | 33 | 53 |

| | | Abflussjahr (*) 2000 Jahr | Datum | Winter | Sommer | Kalenderjahr 2000 Jahr | Datum |
|---|---|---|---|---|---|---|---|
| NQ | m³/s | 1.72 | am 23.10.2000 | 2.04 | 1.72 | 1.72 | am 23.10.2000 |
| MQ | m³/s | 5.51 | | 8.75 | 2.30 | 5.17 | |
| HQ | m³/s | 41.6 | am 10.03.2000 bei W = 134 cm | 41.6 | 26.8 | 41.6 | am 10.03.2000 bei W = 134 cm |
| Nq | l/(skm²) | 4.74 | | 5.63 | 4.74 | 4.74 | |
| Mq | l/(skm²) | 15.2 | | 24.1 | 6.34 | 14.3 | |
| Hq | l/(skm²) | 115 | | 115 | 73.7 | 115 | |
| $h_N$ | mm | | | | | | |
| $h_A$ | mm | 480 | | 379 | 101 | 451 | |

| | | 1954/2000 (*) 47 Jahre | | | | 1954/2000 | |
|---|---|---|---|---|---|---|---|
| NQ | m³/s | 0.211 | am 11.11.1959 | 0.211 | 0.244 | 0.211 | am 11.11.1959 |
| MNQ | m³/s | 1.18 | | 1.84 | 1.33 | 1.26 | |
| MQ | m³/s | 5.28 | | 6.90 | 3.69 | 5.28 | |
| MHQ | m³/s | 39.8 | | 34.4 | 21.7 | 39.8 | |
| HQ | m³/s | 225 | am 16.07.1965 bei W = 248 cm | 70.3 | 225 | 225 | am 16.07.1965 bei W = 248 cm |
| $HQ_1$ | m³/s | | | | | | |
| $HQ_5$ | m³/s | | | | | | |
| MNq | l/(skm²) | 3.26 | | 5.07 | 3.67 | 3.46 | |
| Mq | l/(skm²) | 14.5 | | 19.0 | 10.2 | 14.6 | |
| MHq | l/(skm²) | 109 | | 94.8 | 59.7 | 110 | |
| $Mh_N$ | mm | | | | | | |
| $Mh_A$ | mm | 459 | | 297 | 161 | 459 | |

## Extremwerte

| | Niedrigwasser (n) m³/s | l/(skm²) | Datum | Hochwasser m³/s | l/(skm²) | cm | Datum |
|---|---|---|---|---|---|---|---|
| 1 | 0.211 | 0.580 | 11.11.1959 | 225 | 619 | 248 | 16.07.1965 |
| 2 | 0.554 | 1.53 | 19.07.1964 | 70.3 | 194 | 163 | 15.01.1968 |
| 3 | 0.659 | 1.81 | 22.02.1972 | 60.1 | 166 | 153 | 23.02.1970 |
| 4 | 0.708 | 1.95 | 4.09.1991 | 59.8 | 165 | 147 | 20.07.1956 |
| 5 | 0.718 | 1.98 | 8.01.1954 | 57.1 | 157 | 157 | 19.12.1988 |
| 6 | 0.869 | 2.39 | 8.10.1979 | 56.4 | 155 | 155 | 14.04.1994 |
| 7 | 0.874 | 2.41 | 28.10.1976 | 55.9 | 154 | 157 | 20.01.1986 |
| 8 | 0.875 | 2.41 | 19.07.1960 | 55.6 | 153 | 152 | 30.01.1995 |
| 9 | 0.887 | 2.44 | 5.07.1957 | 54.8 | 151 | 156 | 6.02.1980 |
| 10 | 0.899 | 2.48 | 26.10.1972 | 53.8 | 148 | 155 | 4.12.1981 |

## Dauertabelle

| Unterschreitungsdauer in Tagen | Unterschrittene Abflüsse m³/s: Abflussjahr (*) 2000 | Kalenderjahr 2000 | 1954/2000 47 Kalenderjahre Obere Hüllkurve | Mittlere Werte | Untere Hüllkurve |
|---|---|---|---|---|---|
| 364 | 38.6 | 38.6 | 166 | 34.9 | 8.63 |
| 363 | 32.6 | 32.6 | 88.2 | 29.8 | 8.42 |
| 362 | 32.3 | 32.3 | 85.9 | 26.4 | 8.07 |
| 361 | 27.2 | 27.2 | 50.1 | 24.0 | 7.78 |
| 360 | 26.8 | 26.8 | 41.3 | 22.5 | 7.76 |
| 359 | 25.2 | 25.2 | 40.4 | 21.5 | 7.69 |
| 358 | 24.7 | 24.7 | 38.1 | 20.7 | 7.40 |
| 357 | 24.5 | 24.5 | 36.1 | 19.7 | 6.84 |
| 356 | 24.4 | 24.4 | 35.3 | 18.8 | 6.64 |
| 350 | 22.4 | 22.4 | 27.1 | 15.9 | 6.11 |
| 340 | 19.2 | 19.2 | 21.6 | 12.8 | 4.78 |
| 330 | 13.5 | 13.5 | 18.6 | 11.1 | 4.49 |
| 320 | 10.4 | 10.2 | 15.8 | 9.76 | 4.16 |
| 300 | 8.64 | 7.71 | 13.7 | 8.01 | 3.24 |
| 270 | 6.14 | 4.74 | 10.5 | 6.26 | 2.60 |
| 240 | 4.41 | 3.29 | 8.59 | 5.13 | 2.14 |
| 210 | 3.44 | 2.76 | 7.23 | 4.25 | 1.59 |
| 183 | 2.70 | 2.61 | 6.39 | 3.63 | 1.28 |
| 150 | 2.34 | 2.41 | 5.64 | 3.04 | 0.909 |
| 130 | 2.25 | 2.32 | 5.40 | 2.76 | 0.674 |
| 120 | 2.22 | 2.25 | 5.25 | 2.63 | 0.534 |
| 110 | 2.18 | 2.21 | 5.09 | 2.50 | 0.442 |
| 100 | 2.13 | 2.15 | 4.92 | 2.35 | 0.423 |
| 90 | 2.07 | 2.08 | 4.77 | 2.22 | 0.408 |
| 80 | 2.05 | 2.06 | 4.62 | 2.08 | 0.390 |
| 70 | 2.04 | 2.04 | 4.49 | 1.96 | 0.380 |
| 60 | 1.99 | 1.99 | 4.23 | 1.84 | 0.370 |
| 50 | 1.95 | 1.95 | 4.05 | 1.71 | 0.358 |
| 40 | 1.92 | 1.92 | 3.92 | 1.59 | 0.342 |
| 30 | 1.86 | 1.86 | 3.50 | 1.47 | 0.313 |
| 25 | 1.84 | 1.84 | 3.23 | 1.40 | 0.304 |
| 20 | 1.83 | 1.83 | 3.13 | 1.31 | 0.282 |
| 15 | 1.79 | 1.79 | 2.93 | 1.22 | 0.267 |
| 10 | 1.76 | 1.76 | 2.65 | 1.09 | 0.260 |
| 9 | 1.76 | 1.76 | 2.63 | 1.05 | 0.259 |
| 8 | 1.75 | 1.75 | 2.63 | 1.02 | 0.250 |
| 7 | 1.75 | 1.75 | 2.63 | 0.976 | 0.249 |
| 6 | 1.74 | 1.74 | 2.60 | 0.933 | 0.244 |
| 5 | 1.74 | 1.74 | 2.55 | 0.884 | 0.238 |
| 4 | 1.74 | 1.74 | 2.54 | 0.763 | 0.236 |
| 3 | 1.74 | 1.74 | 2.50 | 0.646 | 0.228 |
| 2 | 1.73 | 1.73 | 2.50 | 0.419 | 0.227 |
| 1 | 1.73 | 1.73 | 2.49 | 0.355 | 0.225 |
| 0 | 1.72 | 1.72 | 2.35 | 0.211 | 0.211 |

(*) Abflussjahr: 1.11. des Vorjahres bis 1.11.

$A_{Eo}$ : 1755 km²
PNP : NN + 98.56 m
Lage: 3.1 km oberhalb der Mündung, rechts

# Q
m³/s

Pegel : Helmarshausen Nr. 44950055
Gewässer : Diemel
Gebiet : Oberweser

## Tageswerte

| Tag | 1999 Nov | 1999 Dez | 2000 Jan | Feb | Mrz | Apr | Mai | Jun | Jul | Aug | Sep | Okt | Nov | Dez |
|---|---|---|---|---|---|---|---|---|---|---|---|---|---|---|
| 1. | 7.56 | 8.78 | 21.1 | 41.3 | 38.7 | 21.4 | 11.5 | 8.09 | 6.83 | 9.14 | 6.54 | 6.73 | 8.00 | 7.19 |
| 2. | 7.75 | 9.29 | 20.2 | 38.5 | 43.8 | 20.3 | 11.1 | 7.83 | 7.08 | 8.33 | 7.13 | 6.68 | 9.01 | 7.55 |
| 3. | 8.74 | 9.43 | 20.0 | 34.8 | 44.2 | 19.6 | 11.0 | 8.55 | 7.32 | 8.17 | 8.14 | 6.60 | 8.30 | 7.35 |
| 4. | 7.61 | 9.58 | 20.4 | 31.9 | 50.4 | 19.1 | 10.5 | 16.8 | 10.3 | 9.09 | 7.98 | 6.74 | 7.97 | 7.00 |
| 5. | 6.80 | 9.27 | 22.8 | 30.5 | 45.6 | 18.0 | 10.2 | 10.6 | 18.0 | 8.28 | 7.00 | 6.51 | 7.64 | 6.93 |
| 6. | 6.55 | 9.14 | 21.4 | 25.6 | 40.9 | 16.8 | 9.94 | 12.4 | 11.2 | 7.66 | 6.93 | 6.69 | 7.42 | 6.87 |
| 7. | 6.52 | 9.18 | 20.1 | 23.9 | 34.7 | 15.9 | 9.75 | 9.89 | 8.89 | 7.44 | 8.60 | 6.59 | 7.50 | 6.61 |
| 8. | 7.57 | 11.0 | 18.6 | 22.8 | 34.1 | 15.6 | 9.75 | 9.55 | 8.31 | 7.58 | 9.12 | 6.39 | 7.36 | 6.62 |
| 9. | 7.39 | 11.2 | 17.4 | 23.8 | 61.8 | 15.3 | 9.70 | 8.68 | 7.99 | 8.45 | 8.30 | 6.72 | 7.36 | 6.49 |
| 10. | 6.71 | 11.1 | 16.1 | 23.1 | 83.5 | 15.3 | 9.61 | 8.16 | 8.52 | 7.48 | 7.94 | 6.50 | 7.34 | 6.44 |
| 11. | 6.98 | 10.4 | 15.0 | 22.7 | 68.2 | 14.8 | 9.36 | 9.90 | 8.21 | 7.09 | 7.71 | 6.85 | 7.15 | 6.88 |
| 12. | 7.00 | 13.0 | 14.2 | 21.4 | 58.0 | 14.7 | 9.13 | 9.46 | 7.83 | 6.92 | 7.49 | 7.36 | 7.14 | 7.16 |
| 13. | 6.74 | 23.6 | 13.7 | 21.8 | 49.1 | 14.4 | 8.98 | 8.27 | 7.41 | 6.67 | 7.09 | 7.05 | 7.65 | 7.32 |
| 14. | 6.79 | 22.3 | 13.3 | 23.0 | 45.6 | 14.0 | 8.81 | 7.80 | 7.67 | 6.62 | 6.79 | 7.19 | 8.32 | 6.98 |
| 15. | 6.74 | 20.5 | 12.7 | 22.8 | 52.1 | 14.0 | 8.74 | 8.07 | 8.37 | 6.74 | 6.84 | 10.3 | 7.72 | 7.10 |
| 16. | 6.50 | 17.8 | 12.3 | 23.1 | 48.7 | 13.5 | 8.56 | 7.85 | 8.45 | 6.73 | 7.32 | 12.8 | 7.65 | 9.03 |
| 17. | 6.46 | 15.1 | 12.3 | 23.5 | 45.4 | 13.1 | 8.64 | 7.41 | 8.15 | 6.61 | 7.78 | 12.8 | 7.60 | 9.93 |
| 18. | 6.90 | 15.7 | 13.1 | 22.7 | 47.7 | 12.6 | 9.03 | 7.38 | 7.58 | 6.68 | 7.20 | 8.53 | 7.80 | 9.29 |
| 19. | 7.15 | 15.0 | 14.4 | 24.9 | 50.4 | 14.4 | 9.11 | 7.28 | 7.40 | 12.6 | 6.96 | 7.41 | 7.59 | 8.82 |
| 20. | 7.09 | 13.6 | 13.5 | 34.3 | 46.8 | 13.3 | 10.2 | 7.10 | 7.41 | 13.6 | 6.70 | 7.42 | 7.61 | 8.41 |
| 21. | 6.97 | 12.6 | 15.6 | 31.2 | 42.0 | 12.5 | 9.40 | 7.02 | 7.01 | 10.5 | 6.74 | 7.06 | 7.34 | 8.17 |
| 22. | 6.87 | 11.8 | 19.1 | 27.3 | 35.1 | 12.2 | 9.12 | 7.02 | 7.03 | 9.01 | 7.72 | 6.85 | 7.03 | 7.76 |
| 23. | 8.28 | 11.1 | 23.5 | 25.3 | 31.8 | 11.9 | 9.26 | 7.24 | 7.20 | 7.87 | 6.90 | 6.76 | 7.52 | 7.50 |
| 24. | 12.0 | 10.9 | 19.9 | 24.7 | 30.5 | 14.2 | 8.80 | 7.64 | 7.06 | 7.52 | 6.58 | 6.85 | 7.36 | 7.60 |
| 25. | 10.6 | 12.7 | 17.3 | 55.1 | 29.7 | 13.9 | 9.57 | 8.01 | 9.01 | 7.32 | 7.32 | 6.78 | 7.07 | 7.71 |
| 26. | 10.1 | 21.5 | 16.2 | 66.8 | 28.2 | 12.5 | 9.14 | 7.30 | 9.33 | 7.05 | 8.08 | 7.18 | 7.11 | 7.63 |
| 27. | 9.72 | 36.2 | 15.9 | 45.3 | 26.1 | 12.0 | 8.50 | 7.05 | 7.62 | 6.85 | 6.96 | 7.28 | 6.91 | 7.55 |
| 28. | 9.21 | 32.1 | 15.2 | 39.0 | 24.2 | 11.8 | 8.30 | 6.85 | 7.66 | 6.98 | 7.01 | 8.57 | 7.38 | 8.26 |
| 29. | 8.99 | 23.8 | 16.0 | 35.6 | 24.6 | 11.5 | 8.30 | 6.87 | 7.87 | 6.70 | 7.14 | 8.19 | 8.11 | 7.95 |
| 30. | 8.74 | 23.3 | 44.6 | | 23.6 | 11.6 | 8.47 | 6.85 | 9.53 | 6.57 | 6.85 | 7.73 | 7.46 | 7.39 |
| 31. | | 21.9 | 43.3 | | 22.7 | | 8.74 | | 11.3 | 6.58 | | 8.29 | | 7.31 |
| Tag | 17. | 1. | 16. | 12. | 31. | 29. | 28.+ | 28. | 1. | 30. | 1. | 8. | 27. | 10. |
| NQ | 6.46 | 8.78 | 12.3 | 21.4 | 22.7 | 11.5 | 8.30 | 6.85 | 6.83 | 6.57 | 6.54 | 6.39 | 6.91 | 6.44 |
| MQ | 7.77 | 15.6 | 18.7 | 30.6 | 42.2 | 14.7 | 9.39 | 8.43 | 8.50 | 7.90 | 7.36 | 7.59 | 7.58 | 7.57 |
| HQ | 12.7 | 38.8 | 59.2 | 87.1 | 88.7 | 22.6 | 12.0 | 23.6 | 20.0 | 18.8 | 9.90 | 13.8 | 9.70 | 10.9 |
| Tag | 8. | 27. | 30. | 25. | 9. | 1. | 1. | 4. | 5. | 19. | 7. | 16. | 2. | 16. |
| $h_N$ mm | 62 | 109 | 64 | 92 | 99 | 32 | 36 | 69 | 115 | 61 | 62 | 45 | 38 | 48 |
| $h_A$ mm | 11 | 24 | 29 | 44 | 64 | 22 | 14 | 12 | 13 | 12 | 11 | 12 | 11 | 12 |
| | 1955/1999 | | 1956/2000 44 Jahre | | | | | | | | | | | |
| Jahr | 1991 | 1959 | 1996 | 1996 | 1977 | 1960 | 1996 | 1996 | 1993 | 1996 | 1976 | 1959 | 1971 | 1959 |
| NQ | 3.68 | 4.08 | 5.11 | 4.70 | 5.63 | 5.77 | 4.24 | 3.47 | 2.62 | 3.75 | 3.20 | 3.20 | 3.90 | 4.08 |
| MNQ | 8.95 | 11.4 | 12.5 | 14.0 | 13.5 | 13.5 | 10.3 | 9.05 | 7.83 | 7.39 | 7.49 | 8.24 | 8.91 | 11.3 |
| MQ | 12.7 | 19.1 | 21.7 | 21.9 | 23.2 | 19.4 | 14.0 | 12.3 | 12.1 | 9.59 | 9.87 | 11.3 | 12.6 | 18.7 |
| MHQ | 26.4 | 49.1 | 55.0 | 53.7 | 51.6 | 32.9 | 28.8 | 27.6 | 45.3 | 20.7 | 19.6 | 21.4 | 26.2 | 48.1 |
| HQ | 118 | 163 | 228 | 196 | 140 | 108 | 96.6 | 85.0 | 820 | 86.0 | 67.7 | 70.0 | 118 | 163 |
| Jahr | 1998 | 1988 | 1968 | 1970 | 1981 | 1994 | 1984 | 1984 | 1965 | 1981 | 1968 | 1998 | 1998 | 1988 |
| | 1955/1999 | | 1956/2000 45 Jahre | | | | | | | | | | | |
| $Mh_N$ mm | 62 | 73 | 64 | 51 | 58 | 55 | 69 | 76 | 77 | 71 | 61 | 58 | 63 | 72 |
| $Mh_A$ mm | 19 | 29 | 33 | 31 | 35 | 29 | 21 | 18 | 19 | 15 | 15 | 17 | 19 | 28 |

## Hauptwerte

| | Abflussjahr (*) 2000 Jahr | Datum | Winter | Sommer | Kalenderjahr 2000 Jahr | Datum |
|---|---|---|---|---|---|---|
| NQ m³/s | 6.39 | am 08.10.2000 | 6.46 | 6.39 | 6.39 | am 08.10.2000 |
| MQ m³/s | 14.9 | | 21.6 | 8.20 | 14.2 | |
| HQ m³/s | 88.7 | am 09.03.2000 bei W= 431 cm | 88.7 | 23.6 | 88.7 | am 09.03.2000 bei W= 431 cm |
| Nq l/(s km²) | 3.64 | | 3.68 | 3.64 | 3.64 | |
| Mq l/(s km²) | 8.47 | | 12.3 | 4.67 | 8.07 | |
| Hq l/(s km²) | 50.5 | | 50.5 | 13.5 | 50.5 | |
| $h_N$ mm | 846 | | 458 | 388 | 761 | |
| $h_A$ mm | 267 | | 193 | 74 | 255 | |
| | 1956/2000 (*) 44 Jahre | | | | 1956/2000 | |
| NQ m³/s | 2.62 | am 17.07.1993 | 3.68 | 2.62 | 2.62 | am 17.07.1993 |
| MNQ m³/s | 6.04 | | 8.05 | 6.50 | 6.26 | |
| MQ m³/s | 15.6 | | 19.7 | 11.5 | 15.5 | |
| MHQ m³/s | 115 | | 91.9 | 64.0 | 114 | |
| HQ m³/s | 820 | am 17.07.1965 | 228 | 820 | 820 | am 17.07.1965 |
| $HQ_1$ m³/s | 48.2 | | 45.6 | 20.0 | 48.2 | |
| $HQ_5$ m³/s | 106 | | 106 | 40.5 | 106 | |
| MNq l/(s km²) | 3.44 | | 4.59 | 3.70 | 3.57 | |
| Mq l/(s km²) | 8.89 | | 11.2 | 6.55 | 8.83 | |
| MHq l/(s km²) | 65.5 | | 52.4 | 36.5 | 64.9 | |
| | 1956/2000 (*) 45 Jahre | | | | 1956/2000 | |
| $Mh_N$ mm | 775 | | 364 | 411 | 775 | |
| $Mh_A$ mm | 280 | | 176 | 104 | 279 | |

## Extremwerte

| | Niedrigwasser m³/s | l/(s km²) | Datum | Hochwasser m³/s | l/(s km²) | cm | Datum |
|---|---|---|---|---|---|---|---|
| 1 | 2.62 | 1.49 | 17.07.1993 | 820 | 467 | 580 | 17.07.1965 |
| 2 | 3.20 | 1.82 | 22.09.1976 | 260 | 148 | 462 | 20.07.1956 |
| 3 | 3.20 | 1.82 | 19.10.1959 | 228 | 130 | 426 | 15.01.1968 |
| 4 | 3.47 | 1.98 | 08.06.1996 | 196 | 112 | 410 | 23.02.1970 |
| 5 | 3.90 | 2.22 | 11.08.1977 | 163 | 92.9 | 391 | 20.12.1988 |
| 6 | 3.90 | 2.22 | 09.11.1971 | 162 | 92.3 | 390 | 05.12.1981 |
| 7 | 4.05 | 2.31 | 12.09.1974 | 161 | 91.7 | 388 | 02.01.1987 |
| 8 | 4.29 | 2.44 | 03.11.1991 | 140 | 79.8 | 373 | 11.03.1981 |
| 9 | 4.37 | 2.49 | 20.08.1995 | 138 | 78.6 | 372 | 20.01.1986 |
| 10 | 4.40 | 2.51 | 29.06.1964 | 137 | 78.1 | 371 | 07.02.1980 |

## Dauertabelle

| Unterschreitungsdauer in Tagen | Unterschrittene Abflüsse m³/s: Abflussjahr (*) 2000 | Kalenderjahr 2000 | 1956/2000 44 Kalenderjahre: Obere Hüllwerte | Mittlere Werte | Untere Hüllwerte |
|---|---|---|---|---|---|
| (365) | 83.5 | 83.5 | | | |
| 364 | 68.2 | 68.2 | 400 | 88.5 | 23.6 |
| 363 | 66.8 | 66.8 | 170 | 75.0 | 22.6 |
| 362 | 61.8 | 61.8 | 117 | 67.2 | 21.6 |
| 361 | 58.0 | 58.0 | 113 | 62.9 | 20.3 |
| 360 | 55.1 | 55.1 | 111 | 58.8 | 19.4 |
| 359 | 52.1 | 52.1 | 103 | 55.1 | 18.5 |
| 358 | 50.4 | 50.4 | 101 | 52.4 | 18.2 |
| 357 | 50.4 | 50.4 | 98.4 | 49.9 | 17.9 |
| 356 | 49.1 | 49.1 | 86.9 | 47.8 | 17.6 |
| 350 | 45.4 | 45.4 | 65.8 | 40.6 | 13.4 |
| 340 | 38.7 | 38.7 | 53.4 | 33.2 | 12.8 |
| 330 | 31.9 | 31.2 | 44.4 | 28.7 | 12.2 |
| 320 | 25.3 | 24.7 | 40.3 | 25.9 | 11.5 |
| 300 | 22.7 | 21.4 | 34.8 | 21.8 | 10.8 |
| 270 | 16.0 | 14.7 | 29.9 | 17.7 | 9.74 |
| 240 | 13.1 | 11.8 | 25.3 | 15.2 | 8.20 |
| 210 | 11.0 | 9.29 | 22.2 | 13.3 | 6.91 |
| 183 | 9.36 | 8.53 | 19.7 | 12.0 | 6.53 |
| 150 | 8.55 | 7.98 | 18.1 | 10.4 | 5.96 |
| 130 | 8.16 | 7.66 | 17.5 | 9.61 | 5.58 |
| 120 | 7.87 | 7.59 | 17.3 | 9.20 | 5.39 |
| 110 | 7.71 | 7.48 | 17.1 | 8.80 | 5.39 |
| 100 | 7.56 | 7.39 | 16.8 | 8.40 | 5.20 |
| 90 | 7.40 | 7.32 | 16.6 | 8.10 | 5.14 |
| 80 | 7.28 | 7.20 | 16.4 | 7.75 | 5.04 |
| 70 | 7.09 | 7.11 | 16.2 | 7.40 | 5.01 |
| 60 | 7.02 | 7.05 | 15.8 | 7.08 | 4.88 |
| 50 | 6.96 | 6.98 | 15.6 | 6.84 | 4.79 |
| 40 | 6.85 | 6.87 | 15.2 | 6.54 | 4.65 |
| 30 | 6.76 | 6.83 | 15.0 | 6.15 | 4.50 |
| 25 | 6.74 | 6.74 | 14.8 | 5.94 | 4.35 |
| 20 | 6.70 | 6.70 | 14.6 | 5.67 | 4.20 |
| 15 | 6.67 | 6.67 | 14.4 | 5.45 | 3.90 |
| 10 | 6.58 | 6.60 | 14.0 | 5.15 | 3.76 |
| 9 | 6.58 | 6.59 | 13.8 | 5.09 | 3.62 |
| 8 | 6.57 | 6.58 | 13.6 | 4.96 | 3.62 |
| 7 | 6.55 | 6.58 | 13.4 | 4.90 | 3.62 |
| 6 | 6.54 | 6.57 | 13.4 | 4.80 | 3.62 |
| 5 | 6.52 | 6.54 | 13.2 | 4.72 | 3.62 |
| 4 | 6.51 | 6.51 | 13.2 | 4.66 | 3.48 |
| 3 | 6.50 | 6.50 | 12.8 | 4.50 | 3.48 |
| 2 | 6.50 | 6.49 | 12.8 | 4.37 | 3.48 |
| 1 | 6.46 | 6.44 | 12.0 | 4.06 | 3.34 |
| 0 | 6.39 | 6.39 | 11.6 | 2.62 | 2.62 |

(*) Abflussjahr: 1.11. des Vorjahres bis 31.10. Ausfalljahre: KJ 1991; AJ 1991;

2000 kein Eis

HQ1 und HQ5 aus Jahresreihe 1987 / 2000

Abflußausfallzeiten vom 01.11.1990 bis 31.10.1991.

HLUG Wiesbaden

$A_{Eo}$ : 78.01 km²
PNP : NN+295.30 m
Lage : 4.45 km oberhalb der Mündung r

Q
m³/s

Pegel : Bredelar Nr. 4427000000100
Gewässer : Hoppecke
Gebiet : Weser

## Tageswerte

| Tag | 1999 Nov | 1999 Dez | 2000 Jan | Feb | Mrz | Apr | Mai | Jun | Jul | Aug | Sep | Okt | Nov | Dez |
|---|---|---|---|---|---|---|---|---|---|---|---|---|---|---|
| 1. | 0.232 | 1.26 | 2.01 | 8.01 | 5.22 | 1.93 | 0.667 | 0.332 | 0.218 | 0.903 | 0.388 | 0.407 | 0.531 | 0.493 |
| 2. | 0.244 | 1.45 | 1.97 | 6.93 | 4.95 | 1.92 | 0.668 | 0.323 | 0.233 | 0.813 | 0.426 | 0.406 | 0.556 | 0.503 |
| 3. | 0.255 | 1.47 | 1.96 | 5.40 | 5.39 | 1.81 | 0.657 | 0.378 | 0.245 | 0.695 | 0.641 | 0.368 | 0.525 | 0.468 |
| 4. | 0.255 | 1.49 | 2.55 | 4.48 | 5.86 | 1.75 | 0.612 | 0.474 | 0.407 | 0.716 | 0.507 | 0.364 | 0.523 | 0.457 |
| 5. | 0.244 | 1.33 | 3.42 | 3.99 | 5.24 | 1.67 | 0.601 | 0.359 | 0.749 | 0.647 | 0.445 | 0.348 | 0.492 | 0.462 |
| 6. | 0.235 | 1.25 | 3.61 | 3.50 | 4.34 | 1.50 | 0.559 | 0.329 | 0.443 | 0.607 | 0.417 | 0.384 | 0.496 | 0.459 |
| 7. | 0.272 | 1.33 | 3.22 | 3.21 | 3.84 | 1.42 | 0.559 | 0.341 | 0.346 | 0.576 | 1.29 | 0.343 | 0.485 | 0.460 |
| 8. | 0.360 | 1.74 | 2.92 | 3.05 | 4.25 | 1.36 | 0.583 | 0.336 | 0.310 | 0.540 | 1.31 | 0.323 | 0.481 | 0.460 |
| 9. | 0.297 | 1.77 | 2.70 | 3.04 | 12.4 | 1.24 | 0.549 | 0.324 | 0.296 | 0.541 | 1.08 | 0.322 | 0.479 | 0.461 |
| 10. | 0.267 | 1.72 | 2.37 | 2.81 | 14.6 | 1.22 | 0.499 | 0.603 | 0.295 | 0.484 | 0.937 | 0.325 | 0.458 | 0.468 |
| 11. | 0.269 | 1.73 | 2.09 | 2.81 | 9.65 | 1.17 | 0.466 | 0.606 | 0.287 | 0.429 | 0.873 | 0.450 | 0.436 | 0.482 |
| 12. | 0.272 | 2.82 | 1.91 | 2.65 | 7.11 | 1.14 | 0.463 | 0.403 | 0.307 | 0.396 | 0.773 | 0.439 | 0.407 | 0.556 |
| 13. | 0.258 | 3.91 | 1.76 | 2.71 | 5.79 | 1.13 | 0.460 | 0.333 | 0.296 | 0.352 | 0.716 | 0.412 | 0.567 | 0.544 |
| 14. | 0.266 | 4.06 | 1.65 | 2.63 | 5.17 | 1.08 | 0.419 | 0.293 | 0.315 | 0.353 | 0.657 | 0.395 | 0.505 | 0.551 |
| 15. | 0.263 | 3.49 | 1.53 | 2.63 | 4.73 | 1.03 | 0.417 | 0.317 | 0.441 | 0.370 | 0.575 | 0.360 | 0.484 | 0.695 |
| 16. | 0.260 | 2.84 | 1.37 | 2.68 | 4.72 | 0.959 | 0.407 | 0.318 | 0.765 | 0.409 | 0.655 | 0.350 | 0.484 | 1.15 |
| 17. | 0.261 | 2.44 | 1.40 | 2.66 | 4.84 | 0.907 | 0.457 | 0.306 | 0.596 | 0.355 | 0.595 | 0.321 | 0.482 | 1.07 |
| 18. | 0.262 | 2.28 | 1.82 | 2.61 | 6.76 | 0.872 | 0.452 | 0.279 | 0.526 | 0.356 | 0.519 | 0.319 | 0.486 | 0.974 |
| 19. | 0.262 | 2.02 | 2.02 | 2.71 | 8.54 | 0.912 | 0.498 | 0.257 | 0.475 | 1.17 | 0.485 | 0.339 | 0.488 | 0.961 |
| 20. | 0.278 | 1.81 | 2.19 | 2.77 | 7.00 | 0.782 | 0.657 | 0.250 | 0.441 | 0.816 | 0.419 | 0.325 | 0.489 | 0.894 |
| 21. | 0.293 | 1.59 | 2.34 | 2.59 | 5.42 | 0.723 | 0.510 | 0.235 | 0.397 | 0.742 | 0.600 | 0.329 | 0.490 | 0.839 |
| 22. | 0.291 | 1.43 | 2.37 | 2.48 | 4.33 | 0.700 | 0.471 | 0.325 | 0.372 | 0.616 | 0.592 | 0.319 | 0.497 | 0.761 |
| 23. | 0.484 | 1.39 | 2.37 | 2.27 | 3.64 | 0.665 | 0.500 | 0.262 | 0.365 | 0.534 | 0.519 | 0.317 | 0.512 | 0.744 |
| 24. | 0.645 | 1.31 | 2.24 | 2.32 | 3.09 | 0.896 | 0.441 | 0.332 | 0.365 | 0.513 | 0.464 | 0.324 | 0.493 | 0.691 |
| 25. | 0.829 | 2.04 | 2.07 | 5.12 | 2.66 | 0.821 | 0.423 | 0.306 | 0.497 | 0.449 | 0.507 | 0.318 | 0.463 | 0.677 |
| 26. | 1.18 | 2.66 | 1.93 | 6.63 | 2.51 | 0.737 | 0.395 | 0.274 | 0.478 | 0.446 | 0.480 | 0.332 | 0.465 | 0.656 |
| 27. | 1.22 | 3.02 | 1.84 | 5.44 | 2.26 | 0.741 | 0.375 | 0.256 | 0.396 | 0.462 | 0.455 | 0.332 | 0.462 | 0.619 |
| 28. | 1.13 | 2.90 | 1.73 | 4.66 | 2.10 | 0.723 | 0.374 | 0.241 | 0.396 | 0.443 | 0.422 | 0.408 | 0.505 | 0.612 |
| 29. | 1.10 | 2.64 | 2.13 | 4.63 | 2.02 | 0.674 | 0.374 | 0.241 | 0.428 | 0.394 | 0.443 | 0.388 | 0.546 | 0.587 |
| 30. | 1.05 | 2.34 | 4.74 | | 1.92 | 0.714 | 0.369 | 0.233 | 0.919 | 0.368 | 0.408 | 0.404 | 0.522 | 0.555 |
| 31. | | 2.18 | 6.35 | | 1.89 | | 0.352 | | 1.02 | 0.368 | | 0.613 | | 0.544 |
| Tag | 1. | 6. | 16. | 23. | 31. | 23. | 31. | 30. | 1. | 13. | 1. | 23. | 12. | 4. |
| NQ | 0.232 | 1.25 | 1.37 | 2.27 | 1.89 | 0.665 | 0.352 | 0.233 | 0.218 | 0.352 | 0.388 | 0.317 | 0.407 | 0.457 |
| MQ | 0.451 | 2.12 | 2.41 | 3.70 | 5.23 | 1.11 | 0.491 | 0.329 | 0.440 | 0.544 | 0.620 | 0.367 | 0.494 | 0.640 |
| HQ | 1.50 | 4.42 | 7.51 | 8.28 | 18.2 | 1.94 | 0.790 | 1.71 | 1.86 | 1.78 | 2.18 | 0.870 | 0.688 | 1.21 |
| Tag | 26. | 14. | 31. | 1. | 10. | 2. | 20. | 10. | 4. | 19. | 7. | 31. | 13. | 16. |
| $h_N$ mm | | | | | | | | | | | | | | |
| $h_A$ mm | 15 | 73 | 83 | 119 | 180 | 37 | 17 | 11 | 15 | 19 | 21 | 13 | 16 | 22 |

| | 1975/1999 | | 1976/2000 25 Kalenderjahre | | | | | | | | | | | |
|---|---|---|---|---|---|---|---|---|---|---|---|---|---|---|
| Jahr | 1983 | 1978 | 1996 | 1996 | 1985 | 1976 | 1976 | 1976 | 1976 | 1976 | 1976 | 1976 | 1983 | 1978 |
| NQ | 0.100 | 0.195 | 0.150 | 0.140 | 0.383 | 0.307 | 0.178 | 0.178 | 0.130 | 0.085 | 0.085 | 0.123 | 0.100 | 0.195 |
| MNQ | 0.507 | 0.774 | 0.916 | 0.951 | 0.967 | 0.964 | 0.619 | 0.456 | 0.348 | 0.266 | 0.273 | 0.410 | 0.513 | 0.777 |
| MQ | 1.21 | 2.08 | 2.47 | 2.01 | 2.42 | 1.87 | 1.07 | 0.887 | 0.708 | 0.445 | 0.673 | 0.807 | 1.21 | 2.08 |
| MHQ | 3.40 | 7.50 | 8.00 | 5.89 | 7.24 | 3.96 | 2.73 | 2.67 | 2.49 | 1.21 | 2.16 | 2.05 | 3.39 | 7.51 |
| HQ | 12.7 | 25.2 | 24.4 | 19.6 | 21.9 | 14.3 | 12.7 | 9.30 | 16.4 | 3.49 | 12.0 | 13.7 | 12.7 | 25.2 |
| Jahr | 1998 | 1986 | 1987 | 1980 | 1999 | 1994 | 1984 | 1984 | 1980 | 1981 | 1984 | 1998 | 1998 | 1986 |
| $Mh_N$ mm | | | | | | | | | | | | | | |
| $Mh_A$ mm | 40 | 71 | 85 | 63 | 83 | 62 | 37 | 29 | 24 | 15 | 22 | 28 | 40 | 71 |

## Hauptwerte

| | | Abflussjahr (*) 2000 Jahr | Datum | Winter | Sommer | Kalenderjahr 2000 Jahr | Datum |
|---|---|---|---|---|---|---|---|
| NQ | m³/s | 0.218 | am 1.07.2000 | 0.232 | 0.218 | 0.218 | am 1.07.2000 |
| MQ | m³/s | 1.48 | | 2.51 | 0.465 | 1.36 | |
| HQ | m³/s | 18.2 | am 10.03.2000 bei W = 159 cm | 18.2 | 2.18 | 18.2 | am 10.03.2000 bei W = 159 cm |
| Nq | l/(skm²) | 2.79 | | 2.97 | 2.79 | 2.79 | |
| Mq | l/(skm²) | 19.0 | | 32.2 | 5.96 | 17.4 | |
| Hq | l/(skm²) | 233 | | 233 | 27.9 | 233 | |
| $h_N$ | mm | | | | | | |
| $h_A$ | mm | 601 | | 506 | 95 | 551 | |

| | | 1976/2000 (*) 25 Jahre | | | | 1976/2000 | |
|---|---|---|---|---|---|---|---|
| NQ | m³/s | 0.085 | am 26.08.1976 | 0.100 | 0.085 | 0.085 | am 26.08.1976 |
| MNQ | m³/s | 0.182 | | 0.407 | 0.210 | 0.205 | |
| MQ | m³/s | 1.39 | | 2.02 | 0.764 | 1.39 | |
| MHQ | m³/s | 13.9 | | 13.7 | 4.81 | 13.9 | |
| HQ | m³/s | 25.2 | am 31.12.1986 bei W = 194 cm | 25.2 | 16.4 | 25.2 | am 31.12.1986 bei W = 194 cm |
| $HQ_1$ | m³/s | | | | | | |
| $HQ_5$ | m³/s | | | | | | |
| MNq | l/(skm²) | 2.34 | | 5.22 | 2.69 | 2.63 | |
| Mq | l/(skm²) | 17.8 | | 25.8 | 9.79 | 17.8 | |
| MHq | l/(skm²) | 179 | | 175 | 61.6 | 178 | |
| $Mh_N$ | mm | | | | | | |
| $Mh_A$ | mm | 560 | | 405 | 156 | 561 | |

## Extremwerte

| | Niedrigwasser (n) m³/s | l/(skm²) | Datum | Hochwasser m³/s | l/(skm²) | cm | Datum |
|---|---|---|---|---|---|---|---|
| 1 | 0.085 | 1.09 | 26.08.1976 | 25.2 | 323 | 194 | 31.12.1986 |
| 2 | 0.100 | 1.28 | 6.11.1983 | 22.1 | 283 | 185 | 20.01.1986 |
| 3 | 0.102 | 1.30 | 4.09.1991 | 21.9 | 281 | 178 | 19.12.1988 |
| 4 | 0.112 | 1.44 | 13.08.1990 | 21.9 | 280 | 178 | 3.03.1999 |
| 5 | 0.115 | 1.47 | 28.09.1997 | 19.6 | 251 | 171 | 6.02.1980 |
| 6 | 0.135 | 1.73 | 15.09.1999 | 18.9 | 242 | 157 | 10.03.1981 |
| 7 | 0.138 | 1.77 | 28.09.1982 | 18.2 | 233 | 159 | 10.03.2000 |
| 8 | 0.140 | 1.79 | 25.10.1979 | 17.1 | 220 | 154 | 23.12.1991 |
| 9 | 0.140 | 1.79 | 7.02.1996 | 16.4 | 211 | 149 | 1.01.1994 |
| 10 | 0.158 | 2.02 | 7.07.1989 | 16.4 | 211 | 155 | 30.01.1995 |

## Dauertabelle

| Unterschreitungsdauer in Tagen | Unterschrittene Abflüsse m³/s: Abflussjahr (*) 2000 | Kalenderjahr 2000 | 1976/2000 25 Kalenderjahre Obere Hüllkurve | Mittlere Werte | Untere Hüllkurve |
|---|---|---|---|---|---|
| 364 | 14.6 | 14.6 | 24.1 | 12.4 | 4.27 |
| 363 | 12.4 | 12.4 | 19.4 | 10.4 | 4.14 |
| 362 | 9.65 | 9.65 | 19.3 | 8.73 | 4.13 |
| 361 | 8.54 | 8.54 | 12.9 | 8.01 | 4.00 |
| 360 | 8.01 | 8.01 | 11.9 | 7.28 | 3.93 |
| 359 | 7.11 | 7.11 | 11.2 | 6.90 | 3.86 |
| 358 | 7.00 | 7.00 | 11.0 | 6.58 | 3.79 |
| 357 | 6.93 | 6.93 | 10.9 | 6.20 | 3.48 |
| 356 | 6.76 | 6.76 | 10.8 | 5.88 | 3.45 |
| 350 | 5.42 | 5.42 | 7.75 | 4.73 | 2.69 |
| 340 | 4.73 | 4.73 | 5.93 | 3.72 | 2.23 |
| 330 | 3.91 | 3.63 | 5.13 | 3.09 | 1.59 |
| 320 | 3.05 | 2.81 | 4.44 | 2.67 | 1.27 |
| 300 | 2.63 | 2.34 | 3.14 | 2.13 | 1.04 |
| 270 | 1.93 | 1.50 | 2.27 | 1.63 | 0.826 |
| 240 | 1.36 | 0.872 | 1.91 | 1.29 | 0.706 |
| 210 | 0.873 | 0.657 | 1.63 | 1.02 | 0.562 |
| 183 | 0.655 | 0.555 | 1.42 | 0.841 | 0.346 |
| 150 | 0.498 | 0.490 | 1.23 | 0.662 | 0.243 |
| 130 | 0.446 | 0.466 | 1.16 | 0.577 | 0.219 |
| 120 | 0.428 | 0.460 | 1.12 | 0.536 | 0.208 |
| 110 | 0.408 | 0.446 | 1.08 | 0.497 | 0.195 |
| 100 | 0.396 | 0.429 | 1.03 | 0.460 | 0.195 |
| 90 | 0.374 | 0.409 | 0.962 | 0.423 | 0.187 |
| 80 | 0.364 | 0.397 | 0.931 | 0.383 | 0.168 |
| 70 | 0.348 | 0.378 | 0.890 | 0.346 | 0.168 |
| 60 | 0.332 | 0.365 | 0.851 | 0.313 | 0.152 |
| 50 | 0.322 | 0.350 | 0.816 | 0.284 | 0.152 |
| 40 | 0.307 | 0.332 | 0.797 | 0.257 | 0.141 |
| 30 | 0.287 | 0.323 | 0.760 | 0.228 | 0.123 |
| 25 | 0.272 | 0.318 | 0.742 | 0.213 | 0.118 |
| 20 | 0.262 | 0.310 | 0.706 | 0.196 | 0.105 |
| 15 | 0.258 | 0.296 | 0.677 | 0.180 | 0.105 |
| 10 | 0.250 | 0.274 | 0.650 | 0.160 | 0.100 |
| 9 | 0.245 | 0.262 | 0.642 | 0.156 | 0.100 |
| 8 | 0.244 | 0.257 | 0.608 | 0.152 | 0.098 |
| 7 | 0.244 | 0.256 | 0.590 | 0.152 | 0.098 |
| 6 | 0.241 | 0.250 | 0.579 | 0.150 | 0.098 |
| 5 | 0.241 | 0.245 | 0.570 | 0.144 | 0.097 |
| 4 | 0.235 | 0.241 | 0.567 | 0.138 | 0.095 |
| 3 | 0.235 | 0.241 | 0.566 | 0.130 | 0.095 |
| 2 | 0.233 | 0.235 | 0.565 | 0.118 | 0.085 |
| 1 | 0.233 | 0.233 | 0.548 | 0.106 | 0.085 |
| 0 | 0.218 | 0.218 | 0.541 | 0.085 | 0.085 |

(*) Abflussjahr: 1.11. des Vorjahres bis 1.11.

$A_{Eo}$ : 117 km²
PNP : NN + 213.75 m
Lage: 19.8 km oberhalb der Mündung, links

# Q
m³/s

Pegel : Braunsen Nr. 44430055
Gewässer : Twiste
Gebiet : Oberweser

## Tageswerte

| Tag | 1999 Nov | 1999 Dez | 2000 Jan | Feb | Mrz | Apr | Mai | Jun | Jul | Aug | Sep | Okt | Nov | Dez |
|---|---|---|---|---|---|---|---|---|---|---|---|---|---|---|
| 1. | 0.440 | 0.530 | 1.19 | 1.46 | 1.77 | 1.27 | 0.770 | 0.575 | 0.485 | 0.555 | 0.360 | 0.468 | 0.477 | 0.485 |
| 2. | 0.466 | 0.600 | 1.12 | 1.28 | 1.70 | 1.21 | 0.770 | 0.566 | 0.515 | 0.517 | 0.392 | 0.440 | 0.583 | 0.485 |
| 3. | 0.455 | 0.574 | 1.07 | 1.18 | 2.20 | 1.21 | 0.770 | 0.578 | 0.574 | 0.440 | 0.477 | 0.440 | 0.530 | 0.485 |
| 4. | 0.440 | 0.530 | 1.10 | 1.10 | 2.32 | 1.21 | 0.770 | 0.667 | 0.735 | 0.456 | 0.400 | 0.438 | 0.530 | 0.485 |
| 5. | 0.446 | 0.530 | 1.14 | 1.07 | 1.95 | 1.18 | 0.770 | 0.642 | 0.784 | 0.548 | 0.400 | 0.400 | 0.522 | 0.485 |
| 6. | 0.452 | 0.530 | 1.14 | 1.07 | 1.72 | 1.08 | 0.770 | 0.640 | 0.553 | 0.453 | 0.400 | 0.435 | 0.485 | 0.485 |
| 7. | 0.440 | 0.551 | 1.10 | 1.08 | 1.57 | 1.00 | 0.732 | 0.575 | 0.489 | 0.485 | 0.483 | 0.440 | 0.485 | 0.485 |
| 8. | 0.520 | 0.667 | 1.05 | 1.17 | 1.59 | 1.00 | 0.703 | 0.575 | 0.555 | 0.525 | 0.466 | 0.440 | 0.485 | 0.485 |
| 9. | 0.493 | 0.670 | 0.986 | 1.08 | 2.24 | 1.00 | 0.720 | 0.560 | 0.575 | 0.549 | 0.440 | 0.449 | 0.485 | 0.485 |
| 10. | 0.485 | 0.670 | 0.940 | 1.04 | 2.13 | 0.978 | 0.675 | 0.540 | 0.575 | 0.530 | 0.440 | 0.413 | 0.452 | 0.485 |
| 11. | 0.485 | 0.653 | 0.940 | 1.00 | 1.91 | 1.00 | 0.671 | 0.604 | 0.575 | 0.527 | 0.416 | 0.425 | 0.440 | 0.485 |
| 12. | 0.485 | 1.72 | 0.940 | 1.00 | 1.77 | 1.00 | 0.720 | 0.547 | 0.575 | 0.440 | 0.399 | 0.431 | 0.440 | 0.485 |
| 13. | 0.485 | 1.49 | 0.890 | 1.09 | 1.62 | 0.979 | 0.720 | 0.485 | 0.564 | 0.440 | 0.360 | 0.405 | 0.508 | 0.485 |
| 14. | 0.485 | 1.52 | 0.880 | 1.17 | 1.67 | 0.940 | 0.696 | 0.485 | 0.530 | 0.440 | 0.419 | 0.400 | 0.530 | 0.515 |
| 15. | 0.485 | 1.09 | 0.880 | 1.20 | 1.72 | 0.940 | 0.670 | 0.485 | 0.530 | 0.440 | 0.440 | 0.400 | 0.530 | 0.530 |
| 16. | 0.485 | 0.944 | 0.880 | 1.25 | 1.76 | 0.884 | 0.670 | 0.461 | 0.530 | 0.440 | 0.440 | 0.437 | 0.526 | 0.670 |
| 17. | 0.466 | 0.823 | 0.837 | 1.28 | 1.73 | 0.880 | 0.670 | 0.463 | 0.530 | 0.440 | 0.440 | 0.440 | 0.485 | 0.648 |
| 18. | 0.440 | 0.879 | 0.841 | 1.23 | 1.76 | 0.880 | 0.670 | 0.482 | 0.530 | 0.419 | 0.445 | 0.440 | 0.485 | 0.603 |
| 19. | 0.440 | 0.880 | 0.880 | 1.38 | 1.72 | 0.974 | 0.670 | 0.485 | 0.486 | 0.617 | 0.537 | 0.440 | 0.500 | 0.575 |
| 20. | 0.440 | 0.800 | 0.829 | 1.97 | 1.62 | 0.940 | 0.695 | 0.485 | 0.485 | 0.485 | 0.567 | 0.440 | 0.530 | 0.575 |
| 21. | 0.442 | 0.721 | 0.876 | 1.54 | 1.54 | 0.904 | 0.639 | 0.485 | 0.485 | 0.525 | 0.644 | 0.440 | 0.530 | 0.566 |
| 22. | 0.480 | 0.719 | 1.02 | 1.35 | 1.46 | 0.880 | 0.620 | 0.537 | 0.521 | 0.508 | 0.643 | 0.440 | 0.530 | 0.530 |
| 23. | 0.593 | 0.670 | 1.16 | 1.28 | 1.42 | 0.880 | 0.620 | 0.530 | 0.530 | 0.440 | 0.620 | 0.450 | 0.530 | 0.530 |
| 24. | 0.604 | 0.670 | 0.982 | 1.23 | 1.33 | 1.10 | 0.613 | 0.530 | 0.545 | 0.436 | 0.582 | 0.485 | 0.530 | 0.530 |
| 25. | 0.575 | 1.62 | 0.884 | 3.37 | 1.36 | 0.997 | 0.624 | 0.530 | 0.649 | 0.440 | 0.575 | 0.485 | 0.530 | 0.530 |
| 26. | 0.575 | 2.44 | 0.836 | 2.22 | 1.39 | 0.940 | 0.579 | 0.501 | 0.582 | 0.428 | 0.564 | 0.485 | 0.506 | 0.530 |
| 27. | 0.575 | 2.90 | 0.820 | 1.79 | 1.37 | 0.932 | 0.575 | 0.485 | 0.578 | 0.398 | 0.530 | 0.485 | 0.485 | 0.530 |
| 28. | 0.567 | 1.83 | 0.820 | 1.66 | 1.34 | 0.889 | 0.575 | 0.485 | 0.601 | 0.360 | 0.530 | 0.485 | 0.485 | 0.573 |
| 29. | 0.530 | 1.60 | 0.917 | 1.51 | 1.28 | 0.797 | 0.575 | 0.486 | 0.620 | 0.390 | 0.523 | 0.462 | 0.485 | 0.588 |
| 30. | 0.530 | 1.54 | 2.90 | | 1.28 | 0.829 | 0.575 | 0.485 | 1.08 | 0.412 | 0.485 | 0.464 | 0.485 | 0.551 |
| 31. | | 1.28 | 1.74 | | 1.28 | | 0.575 | | 0.652 | 0.395 | | 0.533 | | 0.530 |
| Tag | 1.+ | 1.+ | 27.+ | 11.+ | 29.+ | 29. | 27.+ | 16. | 1.+ | 28. | 1.+ | 5.+ | 11.+ | 1.+ |
| NQ | 0.440 | 0.530 | 0.820 | 1.00 | 1.28 | 0.797 | 0.575 | 0.461 | 0.485 | 0.360 | 0.360 | 0.400 | 0.440 | 0.485 |
| MQ | 0.493 | 1.05 | 1.05 | 1.38 | 1.66 | 0.990 | 0.673 | 0.532 | 0.581 | 0.467 | 0.481 | 0.446 | 0.503 | 0.529 |
| HQ | 0.720 | 4.11 | 5.58 | 7.74 | 3.05 | 1.36 | 0.940 | 0.880 | 2.02 | 1.28 | 0.720 | 0.670 | 0.820 | 0.670 |
| Tag | 23. | 26. | 30. | 25. | 3. | 24. | 14. | 3. | 30. | 19. | 21. | 30. | 1. | 16. |
| $h_N$ mm | 63 | 124 | 50 | 81 | 77 | 31 | 33 | 64 | 119 | 59 | 70 | 46 | 42 | 42 |
| $h_A$ mm | 11 | 24 | 24 | 30 | 38 | 22 | 15 | 12 | 13 | 11 | 11 | 10 | 11 | 12 |
| | 1976/1999 | | 1977/2000 24 Jahre | | | | | | | | | | | |
| Jahr | 1991 | 1976 | 1997 | 1996 | 1998 | 1977 | 1991 | 1991 | 1991 | 1991 | 1991 | 1991 | 1991 | 1983 |
| NQ | 0.286 | 0.320 | 0.318 | 0.360 | 0.400 | 0.380 | 0.306 | 0.247 | 0.187 | 0.112 | 0.129 | 0.250 | 0.286 | 0.350 |
| MNQ | 0.442 | 0.526 | 0.619 | 0.720 | 0.760 | 0.750 | 0.583 | 0.503 | 0.425 | 0.382 | 0.368 | 0.398 | 0.446 | 0.532 |
| MQ | 0.606 | 0.852 | 1.04 | 1.12 | 1.21 | 0.977 | 0.760 | 0.645 | 0.539 | 0.459 | 0.460 | 0.502 | 0.609 | 0.856 |
| MHQ | 2.20 | 3.95 | 4.47 | 4.99 | 3.76 | 2.17 | 2.69 | 2.12 | 2.04 | 1.58 | 1.79 | 1.50 | 2.20 | 3.94 |
| HQ | 13.5 | 12.5 | 16.0 | 16.5 | 14.3 | 12.1 | 13.6 | 8.01 | 8.01 | 7.22 | 8.02 | 8.34 | 13.5 | 12.5 |
| Jahr | 1998 | 1981 | 1995 | 1984 | 1990 | 1994 | 1999 | 1981 | 1980 | 1989 | 1999 | 1998 | 1998 | 1981 |
| | 1976/1999 | | 1977/2000 24 Jahre | | | | | | | | | | | |
| $Mh_N$ mm | 62 | 71 | 63 | 49 | 58 | 47 | 57 | 64 | 63 | 58 | 65 | 57 | 61 | 71 |
| $Mh_A$ mm | 13 | 19 | 24 | 24 | 28 | 22 | 17 | 14 | 12 | 10 | 10 | 11 | 13 | 20 |

## Hauptwerte

| | Abflussjahr (*) 2000 Jahr | Datum | Winter | Sommer | Kalenderjahr 2000 Jahr | Datum |
|---|---|---|---|---|---|---|
| NQ m³/s | 0.360 | am 28.08.2000 | 0.440 | 0.360 | 0.360 | am 28.08.2000 |
| MQ m³/s | 0.817 | | 1.11 | 0.530 | 0.773 | |
| HQ m³/s | 7.74 | am 25.02.2000 bei W= 102 cm | 7.74 | 2.02 | 7.74 | am 25.02.2000 bei W= 102 cm |
| Nq l/(s km²) | 3.08 | | 3.76 | 3.08 | 3.08 | |
| Mq l/(s km²) | 6.99 | | 9.46 | 4.53 | 6.61 | |
| Hq l/(s km²) | 66.2 | | 66.2 | 17.3 | 66.2 | |
| $h_N$ mm | 817 | | 426 | 391 | 714 | |
| $h_A$ mm | 220 | | 149 | 72 | 209 | |
| | 1977/2000 (*) 24 Jahre | | | | 1977/2000 | |
| NQ m³/s | 0.112 | am 28.08.1991 | 0.286 | 0.112 | 0.112 | am 28.08.1991 |
| MNQ m³/s | 0.336 | | 0.427 | 0.347 | 0.345 | |
| MQ m³/s | 0.762 | | 0.967 | 0.561 | 0.763 | |
| MHQ m³/s | 9.40 | | 8.98 | 4.87 | 9.29 | |
| HQ m³/s | 16.5 | am 07.02.1984 | 16.5 | 13.6 | 16.5 | am 07.02.1984 |
| $HQ_1$ m³/s | 6.64 | | 6.16 | 2.65 | 6.64 | |
| $HQ_5$ m³/s | 13.5 | | 12.3 | 6.26 | 13.5 | |
| MNq l/(s km²) | 2.87 | | 3.65 | 2.97 | 2.95 | |
| Mq l/(s km²) | 6.52 | | 8.27 | 4.80 | 6.53 | |
| MHq l/(s km²) | 80.4 | | 76.8 | 41.7 | 79.5 | |
| | 1977/2000 (*) 24 Jahre | | | | 1977/2000 | |
| $Mh_N$ mm | 713 | | 350 | 364 | 713 | |
| $Mh_A$ mm | 206 | | 130 | 76 | 206 | |

## Extremwerte

| | Niedrigwasser m³/s | l/(s km²) | Datum | Hochwasser m³/s | l/(s km²) | cm | Datum |
|---|---|---|---|---|---|---|---|
| 1 | 0.112 | 0.958 | 28.08.1991 | 16.5 | 141 | 157 | 07.02.1984 |
| 2 | 0.263 | 2.25 | 23.10.1992 | 16.0 | 137 | 155 | 23.01.1995 |
| 3 | 0.270 | 2.31 | 21.09.1977 | 15.8 | 135 | 154 | 17.02.1996 |
| 4 | 0.298 | 2.55 | 28.07.1998 | 14.3 | 122 | 151 | 01.03.1990 |
| 5 | 0.300 | 2.57 | 07.08.1996 | 13.5 | 115 | 143 | 30.05.1999 |
| 6 | 0.300 | 2.57 | 01.10.1986 | 13.5 | 115 | 141 | 01.11.1998 |
| 7 | 0.318 | 2.72 | 01.06.1989 | 12.5 | 107 | 134 | 15.01.1986 |
| 8 | 0.319 | 2.73 | 24.07.1993 | 12.5 | 107 | 134 | 04.12.1981 |
| 9 | 0.320 | 2.74 | 19.10.1982 | 12.1 | 104 | 132 | 13.04.1994 |
| 10 | 0.320 | 2.74 | 10.10.1979 | 11.3 | 96.7 | 127 | 30.05.1984 |

## Dauertabelle

| Unter schreitungs dauer in Tagen | Unterschrittene Abflüsse m³/s: Abfluss-jahr (*) 2000 | Kalender jahr 2000 | 1977/2000 24 Kalenderjahre Obere Hüllwerte | Mittlere Werte | Untere Hüllwerte |
|---|---|---|---|---|---|
| (365) | 3.37 | 3.37 | | | |
| 364 | 2.90 | 2.90 | 8.97 | 4.64 | 1.72 |
| 363 | 2.90 | 2.32 | 7.00 | 3.78 | 1.32 |
| 362 | 2.44 | 2.24 | 7.00 | 3.37 | 1.20 |
| 361 | 2.32 | 2.22 | 5.12 | 3.02 | 1.06 |
| 360 | 2.24 | 2.20 | 4.60 | 2.80 | 1.02 |
| 359 | 2.22 | 2.13 | 4.57 | 2.63 | 0.940 |
| 358 | 2.20 | 1.97 | 4.25 | 2.48 | 0.940 |
| 357 | 2.13 | 1.95 | 4.00 | 2.32 | 0.940 |
| 356 | 1.97 | 1.91 | 3.95 | 2.23 | 0.900 |
| 350 | 1.77 | 1.74 | 3.25 | 1.83 | 0.820 |
| 340 | 1.67 | 1.59 | 2.77 | 1.50 | 0.780 |
| 330 | 1.54 | 1.37 | 2.14 | 1.31 | 0.700 |
| 320 | 1.36 | 1.28 | 2.05 | 1.18 | 0.660 |
| 300 | 1.18 | 1.10 | 1.85 | 0.981 | 0.630 |
| 270 | 1.00 | 0.974 | 1.49 | 0.832 | 0.549 |
| 240 | 0.880 | 0.784 | 1.22 | 0.741 | 0.505 |
| 210 | 0.675 | 0.624 | 0.965 | 0.661 | 0.453 |
| 183 | 0.613 | 0.578 | 0.871 | 0.601 | 0.407 |
| 150 | 0.564 | 0.533 | 0.818 | 0.531 | 0.365 |
| 130 | 0.533 | 0.530 | 0.788 | 0.501 | 0.345 |
| 120 | 0.533 | 0.515 | 0.773 | 0.486 | 0.328 |
| 110 | 0.508 | 0.486 | 0.756 | 0.475 | 0.319 |
| 100 | 0.486 | 0.486 | 0.740 | 0.470 | 0.301 |
| 90 | 0.486 | 0.486 | 0.729 | 0.443 | 0.291 |
| 80 | 0.486 | 0.486 | 0.720 | 0.441 | 0.286 |
| 70 | 0.466 | 0.486 | 0.713 | 0.430 | 0.286 |
| 60 | 0.449 | 0.462 | 0.691 | 0.412 | 0.277 |
| 50 | 0.442 | 0.445 | 0.663 | 0.403 | 0.264 |
| 40 | 0.442 | 0.445 | 0.625 | 0.392 | 0.245 |
| 30 | 0.442 | 0.445 | 0.616 | 0.381 | 0.232 |
| 25 | 0.437 | 0.437 | 0.616 | 0.361 | 0.217 |
| 20 | 0.425 | 0.425 | 0.609 | 0.361 | 0.195 |
| 15 | 0.412 | 0.412 | 0.595 | 0.351 | 0.187 |
| 10 | 0.405 | 0.405 | 0.564 | 0.322 | 0.151 |
| 9 | 0.405 | 0.405 | 0.560 | 0.322 | 0.151 |
| 8 | 0.400 | 0.400 | 0.560 | 0.322 | 0.144 |
| 7 | 0.399 | 0.399 | 0.546 | 0.322 | 0.141 |
| 6 | 0.398 | 0.398 | 0.542 | 0.317 | 0.132 |
| 5 | 0.395 | 0.395 | 0.539 | 0.301 | 0.129 |
| 4 | 0.392 | 0.392 | 0.536 | 0.290 | 0.121 |
| 3 | 0.390 | 0.390 | 0.519 | 0.283 | 0.121 |
| 2 | 0.390 | 0.390 | 0.512 | 0.255 | 0.121 |
| 1 | 0.390 | 0.390 | 0.510 | 0.217 | 0.121 |
| 0 | 0.360 | 0.360 | 0.496 | 0.112 | 0.112 |

(*) Abflussjahr: 1.11. des Vorjahres bis 31.10.

2000 kein Eis

HQ1 und HQ5 aus Jahresreihe 1987 / 2000 ermittelt

HLUG Wiesbaden

$A_{Eo}$ : 433.73 km²
PNP : NN+165.32 m
Lage : 4.63 km oberhalb der Mündung rechts

Q m³/s

Pegel : Welda Nr. 4449900000100
Gewässer : Twiste
Gebiet : Oberweser

## Tageswerte

| Tag | 1999 Nov | 1999 Dez | 2000 Jan | Feb | Mrz | Apr | Mai | Jun | Jul | Aug | Sep | Okt | Nov | Dez |
|---|---|---|---|---|---|---|---|---|---|---|---|---|---|---|
| 1. | 1.79 | 2.08 | 5.34 | 5.89 | 6.65 | 4.06 | 2.50 | 1.88 | 1.50 | 2.00 | 1.69 | 1.86 | 2.30 | 1.75 |
| 2. | 2.08 | 2.24 | 5.19 | 5.26 | 6.62 | 3.96 | 2.46 | 1.80 | 1.56 | 1.89 | 1.81 | 1.77 | 2.96 | 1.75 |
| 3. | 1.97 | 2.20 | 5.07 | 4.87 | 7.05 | 3.87 | 2.35 | 2.30 | 1.74 | 1.88 | 2.12 | 1.69 | 2.32 | 1.73 |
| 4. | 1.75 | 2.27 | 4.65 | 4.51 | 7.43 | 3.77 | 2.20 | 2.90 | 2.22 | 1.89 | 1.78 | 1.69 | 2.23 | 1.75 |
| 5. | 1.72 | 2.18 | 4.09 | 4.46 | 6.65 | 3.63 | 2.17 | 2.24 | 3.91 | 1.91 | 1.71 | 1.71 | 2.14 | 1.75 |
| 6. | 1.72 | 2.15 | 3.79 | 4.31 | 6.36 | 3.36 | 2.10 | 2.73 | 2.01 | 1.78 | 1.75 | 1.78 | 2.20 | 1.75 |
| 7. | 1.72 | 2.08 | 3.66 | 4.20 | 6.59 | 3.08 | 2.09 | 2.16 | 1.83 | 1.82 | 2.62 | 1.72 | 2.20 | 1.75 |
| 8. | 1.80 | 2.57 | 3.55 | 4.05 | 6.63 | 3.05 | 2.10 | 2.03 | 1.82 | 1.94 | 2.35 | 1.69 | 2.20 | 1.75 |
| 9. | 1.74 | 2.36 | 3.45 | 4.34 | 9.04 | 3.00 | 2.09 | 2.00 | 1.69 | 2.26 | 2.23 | 1.79 | 2.24 | 1.73 |
| 10. | 1.68 | 2.31 | 3.27 | 4.14 | 8.33 | 2.79 | 2.09 | 2.04 | 1.91 | 1.91 | 2.20 | 1.77 | 2.11 | 1.79 |
| 11. | 1.89 | 2.21 | 3.16 | 4.04 | 7.52 | 2.57 | 2.09 | 2.22 | 1.88 | 1.78 | 2.21 | 2.00 | 2.14 | 1.83 |
| 12. | 1.75 | 3.79 | 3.14 | 3.83 | 6.91 | 2.60 | 2.05 | 2.09 | 1.71 | 1.67 | 2.03 | 1.82 | 2.11 | 1.89 |
| 13. | 1.70 | 5.21 | 3.09 | 4.39 | 6.65 | 2.55 | 2.03 | 1.89 | 1.68 | 1.60 | 1.75 | 1.86 | 2.51 | 1.75 |
| 14. | 1.70 | 4.61 | 3.06 | 4.35 | 6.79 | 2.54 | 2.02 | 1.66 | 1.71 | 1.60 | 1.71 | 2.09 | 2.33 | 1.76 |
| 15. | 1.68 | 3.91 | 3.05 | 4.58 | 7.48 | 2.52 | 1.98 | 1.65 | 1.90 | 1.60 | 1.71 | 2.06 | 2.20 | 1.93 |
| 16. | 1.63 | 3.41 | 3.03 | 4.72 | 7.02 | 2.35 | 1.90 | 1.62 | 2.00 | 1.62 | 2.01 | 2.07 | 2.12 | 2.53 |
| 17. | 1.68 | 3.19 | 3.04 | 4.68 | 6.69 | 2.27 | 1.88 | 1.61 | 1.71 | 1.60 | 1.95 | 2.05 | 2.23 | 2.18 |
| 18. | 1.76 | 3.33 | 3.25 | 4.61 | 6.90 | 2.33 | 1.87 | 1.61 | 1.67 | 1.52 | 1.77 | 2.04 | 2.22 | 2.05 |
| 19. | 1.80 | 3.20 | 3.16 | 5.11 | 6.91 | 3.08 | 1.91 | 1.58 | 1.66 | 3.28 | 1.73 | 2.10 | 2.13 | 1.92 |
| 20. | 1.77 | 2.93 | 3.10 | 6.95 | 6.43 | 2.63 | 2.03 | 1.60 | 1.62 | 2.67 | 1.64 | 2.05 | 2.02 | 1.91 |
| 21. | 1.66 | 2.85 | 3.52 | 5.81 | 6.09 | 2.56 | 1.84 | 1.60 | 1.57 | 2.38 | 1.93 | 2.05 | 1.74 | 1.87 |
| 22. | 1.71 | 2.78 | 3.99 | 5.28 | 5.52 | 2.55 | 1.94 | 1.63 | 1.61 | 1.90 | 1.99 | 2.05 | 1.75 | 1.78 |
| 23. | 2.52 | 2.77 | 4.76 | 5.13 | 4.87 | 2.52 | 1.93 | 1.53 | 1.63 | 1.80 | 1.71 | 2.04 | 1.95 | 1.78 |
| 24. | 2.70 | 2.77 | 3.85 | 5.27 | 4.83 | 3.16 | 1.91 | 1.69 | 1.63 | 1.73 | 1.72 | 2.05 | 1.75 | 1.78 |
| 25. | 2.30 | 4.31 | 3.43 | 13.3 | 4.76 | 2.78 | 2.27 | 1.62 | 2.18 | 1.71 | 2.17 | 2.00 | 1.73 | 1.77 |
| 26. | 2.20 | 5.67 | 3.17 | 8.78 | 4.67 | 2.56 | 2.01 | 1.55 | 1.89 | 1.71 | 1.97 | 2.26 | 1.73 | 1.78 |
| 27. | 2.09 | 8.26 | 3.13 | 6.91 | 4.51 | 2.55 | 1.95 | 1.56 | 1.63 | 1.69 | 1.86 | 2.16 | 1.72 | 1.87 |
| 28. | 2.02 | 6.41 | 3.10 | 6.46 | 4.39 | 2.59 | 1.89 | 1.50 | 1.69 | 1.69 | 1.88 | 2.78 | 1.99 | 2.17 |
| 29. | 1.95 | 5.22 | 3.54 | 5.98 | 4.57 | 2.53 | 1.87 | 1.51 | 1.74 | 1.69 | 2.02 | 2.32 | 1.90 | 1.92 |
| 30. | 1.93 | 5.74 | 9.22 | | 4.38 | 2.56 | 1.94 | 1.50 | 3.16 | 1.69 | 1.81 | 2.31 | 1.79 | 1.80 |
| 31. | | 5.68 | 6.50 | | 4.15 | | 1.89 | | 2.92 | 1.69 | | 2.65 | | 1.79 |
| Tag | 16. | 7. | 16. | 12. | 31. | 17. | 21. | 30. | 1. | 18. | 20. | 3. | 27. | 3. |
| NQ | 1.63 | 2.08 | 3.03 | 3.83 | 4.15 | 2.27 | 1.84 | 1.50 | 1.50 | 1.52 | 1.64 | 1.69 | 1.72 | 1.73 |
| MQ | 1.88 | 3.57 | 3.91 | 5.39 | 6.24 | 2.88 | 2.04 | 1.84 | 1.92 | 1.87 | 1.93 | 2.01 | 2.10 | 1.86 |
| HQ | 3.55 | 8.83 | 12.3 | 21.3 | 11.8 | 4.08 | 2.93 | 4.68 | 5.18 | 6.24 | 3.55 | 3.04 | 3.94 | 2.78 |
| Tag | 2. | 26. | 30. | 25. | 9. | 31. | 25. | 3. | 5. | 19. | 25. | 28. | 2. | 16. |
| $h_N$ mm | 59 | 106 | 50 | 79 | 78 | 30 | 32 | 67 | 115 | 56 | 60 | 44 | 38 | 42 |
| $h_A$ mm | 11 | 22 | 24 | 31 | 39 | 17 | 13 | 11 | 12 | 12 | 12 | 12 | 13 | 11 |

## Hauptwerte

| | 1969/1999 | | 1970/2000 31 Kalenderjahre | | | | | | | | | | | |
|---|---|---|---|---|---|---|---|---|---|---|---|---|---|---|
| Jahr | 1997 | 1997 | 1998 | 1996 | 1998 | 1996 | 1996 | 1992 | 1996 | 1998 | 1998 | 1996 | 1997 | 1997 |
| NQ | 0.741 | 1.01 | 1.19 | 1.11 | 1.40 | 1.13 | 1.18 | 0.999 | 0.754 | 0.509 | 0.299 | 0.809 | 0.741 | 1.01 |
| MNQ | 1.72 | 2.00 | 2.35 | 2.62 | 2.70 | 2.46 | 2.12 | 1.87 | 1.62 | 1.48 | 1.37 | 1.58 | 1.71 | 1.99 |
| MQ | 2.37 | 3.14 | 3.73 | 3.99 | 4.14 | 3.41 | 2.74 | 2.55 | 2.10 | 1.89 | 1.80 | 2.15 | 2.36 | 3.13 |
| MHQ | 6.03 | 9.03 | 10.0 | 11.4 | 10.1 | 6.93 | 8.09 | 8.59 | 6.31 | 6.66 | 5.24 | 5.22 | 6.03 | 9.04 |
| HQ | 23.3 | 30.9 | 26.5 | 49.6 | 29.8 | 25.9 | 27.7 | 27.4 | 27.5 | 25.4 | 15.2 | 16.8 | 23.3 | 30.9 |
| Jahr | 1998 | 1981 | 1995 | 1970 | 1990 | 1994 | 1984 | 1984 | 1987 | 1992 | 1999 | 1998 | 1998 | 1981 |
| $Mh_N$ mm | 61 | 63 | 57 | 44 | 53 | 49 | 64 | 73 | 61 | 58 | 61 | 56 | 59 | 63 |
| $Mh_A$ mm | 14 | 19 | 23 | 22 | 26 | 20 | 17 | 15 | 13 | 12 | 11 | 13 | 14 | 19 |

| | Abflussjahr (*) 2000 Jahr | Datum | Winter | Sommer | Kalenderjahr 2000 Jahr | Datum |
|---|---|---|---|---|---|---|
| NQ m³/s | 1.50 | am 1.07.2000 | 1.63 | 1.50 | 1.50 | am 1.07.2000 |
| MQ m³/s | 2.95 | | 3.98 | 1.93 | 2.82 | |
| HQ m³/s | 21.3 | am 25.02.2000 bei W = 174 cm | 21.3 | 6.24 | 21.3 | am 25.02.2000 bei W = 174 cm |
| Nq l/(skm²) | 3.45 | | 3.75 | 3.45 | 3.45 | |
| Mq l/(skm²) | 6.81 | | 9.18 | 4.46 | 6.51 | |
| Hq l/(skm²) | 49.2 | | 49.2 | 14.4 | 49.2 | |
| $h_N$ mm | 776 | | 402 | 374 | 691 | |
| $h_A$ mm | 215 | | 144 | 71 | 206 | |

| | 1970/2000 (*) 31 Jahre | | | | 1970/2000 | |
|---|---|---|---|---|---|---|
| NQ m³/s | 0.299 | am 1.09.1998 | 0.741 | 0.299 | 0.299 | am 1.09.1998 |
| MNQ m³/s | 1.17 | | 1.59 | 1.26 | 1.21 | |
| MQ m³/s | 2.83 | | 3.46 | 2.21 | 2.83 | |
| MHQ m³/s | 20.3 | | 18.5 | 12.4 | 20.1 | |
| HQ m³/s | 49.6 | am 23.02.1970 bei W = 282 cm | 49.6 | 27.7 | 49.6 | am 23.02.1970 bei W = 282 cm |
| $HQ_1$ m³/s | | | | | | |
| $HQ_5$ m³/s | | | | | | |
| MNq l/(skm²) | 2.70 | | 3.66 | 2.90 | 2.79 | |
| Mq l/(skm²) | 6.52 | | 7.98 | 5.08 | 6.52 | |
| MHq l/(skm²) | 46.8 | | 42.6 | 28.6 | 46.4 | |
| $Mh_N$ mm | 700 | | 327 | 373 | 699 | |
| $Mh_A$ mm | 206 | | 125 | 81 | 206 | |

## Extremwerte

| | Niedrigwasser (n) m³/s | l/(skm²) | Datum | Hochwasser m³/s | l/(skm²) | cm | Datum |
|---|---|---|---|---|---|---|---|
| 1 | 0.299 | 0.689 | 1.09.1998 | 49.6 | 114 | 282 | 23.02.1970 |
| 2 | 0.741 | 1.71 | 28.11.1997 | 30.9 | 71.3 | 232 | 5.12.1981 |
| 3 | 0.754 | 1.74 | 16.07.1996 | 29.8 | 68.8 | 231 | 1.03.1990 |
| 4 | 0.907 | 2.09 | 15.10.1974 | 28.5 | 65.8 | 221 | 19.12.1988 |
| 5 | 0.907 | 2.09 | 14.09.1977 | 27.7 | 63.8 | 215 | 30.05.1984 |
| 6 | 0.921 | 2.12 | 1.10.1983 | 27.5 | 63.3 | 224 | 1.07.1987 |
| 7 | 0.950 | 2.19 | 20.09.1976 | 27.4 | 63.1 | 210 | 9.06.1984 |
| 8 | 0.959 | 2.21 | 7.07.1991 | 26.5 | 61.2 | 197 | 25.03.1970 |
| 9 | 0.999 | 2.30 | 27.06.1992 | 26.5 | 61.1 | 203 | 30.01.1995 |
| 10 | 1.05 | 2.43 | 25.09.1990 | 25.9 | 59.7 | 203 | 14.04.1994 |

## Dauertabelle

| Unterschreitungsdauer in Tagen | Unterschrittene Abflüsse m³/s: Abflussjahr (*) 2000 | Kalenderjahr 2000 | 1970/2000 31 Kalenderjahre Obere Hüllkurve | Mittlere Werte | Untere Hüllkurve |
|---|---|---|---|---|---|
| 364 | 13.3 | 13.3 | 45.3 | 14.3 | 5.84 |
| 363 | 9.22 | 9.22 | 25.5 | 12.2 | 3.97 |
| 362 | 9.04 | 9.04 | 21.9 | 10.9 | 3.77 |
| 361 | 8.78 | 8.78 | 21.5 | 10.3 | 3.61 |
| 360 | 8.33 | 8.33 | 15.3 | 9.63 | 3.24 |
| 359 | 8.26 | 7.52 | 15.0 | 9.08 | 3.20 |
| 358 | 7.52 | 7.48 | 14.6 | 8.73 | 3.19 |
| 357 | 7.48 | 7.43 | 14.6 | 8.31 | 3.15 |
| 356 | 7.43 | 7.05 | 13.8 | 7.95 | 3.04 |
| 350 | 6.91 | 6.90 | 11.4 | 6.69 | 2.86 |
| 340 | 6.50 | 6.46 | 9.72 | 5.69 | 2.50 |
| 330 | 5.68 | 5.27 | 8.12 | 4.95 | 2.36 |
| 320 | 5.13 | 4.76 | 6.64 | 4.40 | 2.21 |
| 300 | 4.39 | 4.09 | 6.04 | 3.72 | 2.08 |
| 270 | 3.41 | 3.10 | 4.74 | 3.14 | 1.93 |
| 240 | 2.79 | 2.55 | 4.16 | 2.78 | 1.70 |
| 210 | 2.36 | 2.22 | 3.82 | 2.48 | 1.52 |
| 183 | 2.18 | 2.09 | 3.51 | 2.26 | 1.48 |
| 150 | 2.03 | 1.99 | 3.29 | 2.07 | 1.30 |
| 130 | 1.94 | 1.91 | 3.08 | 1.96 | 1.23 |
| 120 | 1.91 | 1.88 | 3.02 | 1.91 | 1.22 |
| 110 | 1.88 | 1.86 | 2.94 | 1.85 | 1.20 |
| 100 | 1.86 | 1.81 | 2.88 | 1.79 | 1.19 |
| 90 | 1.79 | 1.78 | 2.85 | 1.73 | 1.16 |
| 80 | 1.77 | 1.76 | 2.76 | 1.67 | 1.14 |
| 70 | 1.73 | 1.75 | 2.73 | 1.60 | 1.13 |
| 60 | 1.71 | 1.73 | 2.69 | 1.53 | 1.12 |
| 50 | 1.70 | 1.71 | 2.63 | 1.47 | 1.10 |
| 40 | 1.69 | 1.69 | 2.56 | 1.40 | 1.09 |
| 30 | 1.66 | 1.66 | 2.46 | 1.32 | 1.03 |
| 25 | 1.63 | 1.63 | 2.42 | 1.28 | 0.984 |
| 20 | 1.62 | 1.62 | 2.32 | 1.22 | 0.949 |
| 15 | 1.60 | 1.60 | 2.30 | 1.17 | 0.898 |
| 10 | 1.60 | 1.60 | 2.26 | 1.12 | 0.765 |
| 9 | 1.58 | 1.58 | 2.26 | 1.11 | 0.717 |
| 8 | 1.58 | 1.58 | 2.24 | 1.09 | 0.698 |
| 7 | 1.56 | 1.56 | 2.24 | 1.08 | 0.683 |
| 6 | 1.56 | 1.56 | 2.22 | 1.06 | 0.660 |
| 5 | 1.55 | 1.55 | 2.19 | 1.04 | 0.654 |
| 4 | 1.53 | 1.53 | 2.16 | 1.02 | 0.636 |
| 3 | 1.52 | 1.52 | 2.16 | 0.983 | 0.560 |
| 2 | 1.51 | 1.51 | 2.15 | 0.942 | 0.509 |
| 1 | 1.50 | 1.50 | 2.13 | 0.857 | 0.301 |
| 0 | 1.50 | 1.50 | 2.12 | 0.299 | 0.299 |

*) Abflussjahr: 1.11. des Vorjahres bis 1.11.

$A_{Eo}$ : 138 km²
PNP : NN + 191.75 m
Lage: 5.6 km oberhalb der Mündung, rechts

# Q
m³/s

Pegel : Ehringen Nr. 44480552
Gewässer : Erpe
Gebiet : Oberweser

## Tageswerte

| Tag | 1999 Nov | 1999 Dez | 2000 Jan | Feb | Mrz | Apr | Mai | Jun | Jul | Aug | Sep | Okt | Nov | Dez |
|---|---|---|---|---|---|---|---|---|---|---|---|---|---|---|
| 1. | 0.362 | 0.524 | 1.42 | 1.98 | 2.20 | 1.40 | 0.804 | 0.542 | 0.328 | 0.477 | 0.279 | 0.306 | 0.499 | 0.440 |
| 2. | 0.556 | 0.630 | 1.37 | 1.66 | 2.18 | 1.33 | 0.776 | 0.542 | 0.493 | 0.404 | 0.405 | 0.280 | 0.705 | 0.387 |
| 3. | 0.498 | 0.577 | 1.24 | 1.46 | 2.40 | 1.32 | 0.776 | 0.766 | 0.574 | 0.382 | 0.428 | 0.267 | 0.511 | 0.349 |
| 4. | 0.401 | 0.669 | 1.19 | 1.34 | 2.55 | 1.26 | 0.738 | 0.845 | 0.749 | 0.389 | 0.372 | 0.267 | 0.490 | 0.302 |
| 5. | 0.393 | 0.622 | 1.22 | 1.29 | 2.18 | 1.21 | 0.714 | 0.917 | 1.32 | 0.448 | 0.349 | 0.254 | 0.428 | 0.267 |
| 6. | 0.397 | 0.555 | 1.14 | 1.26 | 1.90 | 1.14 | 0.714 | 0.947 | 0.550 | 0.433 | 0.354 | 0.313 | 0.393 | 0.267 |
| 7. | 0.413 | 0.562 | 1.07 | 1.23 | 1.79 | 1.09 | 0.682 | 0.619 | 0.452 | 0.464 | 0.547 | 0.306 | 0.393 | 0.267 |
| 8. | 0.435 | 0.914 | 1.00 | 1.13 | 1.81 | 1.05 | 0.654 | 0.536 | 0.447 | 0.532 | 0.440 | 0.306 | 0.393 | 0.267 |
| 9. | 0.440 | 0.795 | 0.976 | 1.17 | 2.72 | 1.05 | 0.654 | 0.490 | 0.440 | 0.648 | 0.399 | 0.306 | 0.393 | 0.247 |
| 10. | 0.440 | 0.818 | 0.886 | 1.05 | 2.46 | 1.05 | 0.654 | 0.544 | 0.534 | 0.457 | 0.393 | 0.310 | 0.393 | 0.247 |
| 11. | 0.599 | 0.647 | 0.841 | 1.03 | 2.13 | 1.05 | 0.654 | 0.623 | 0.492 | 0.440 | 0.393 | 0.447 | 0.393 | 0.344 |
| 12. | 0.549 | 1.69 | 0.841 | 0.919 | 1.87 | 1.05 | 0.612 | 0.546 | 0.440 | 0.401 | 0.393 | 0.369 | 0.393 | 0.315 |
| 13. | 0.513 | 1.98 | 0.841 | 1.16 | 1.74 | 1.05 | 0.597 | 0.476 | 0.408 | 0.349 | 0.393 | 0.344 | 0.491 | 0.320 |
| 14. | 0.523 | 1.59 | 0.841 | 1.19 | 1.77 | 1.07 | 0.597 | 0.440 | 0.434 | 0.309 | 0.348 | 0.322 | 0.493 | 0.306 |
| 15. | 0.480 | 1.26 | 0.790 | 1.24 | 2.14 | 1.06 | 0.597 | 0.450 | 0.490 | 0.311 | 0.306 | 0.306 | 0.420 | 0.306 |
| 16. | 0.440 | 0.967 | 0.776 | 1.33 | 1.92 | 1.05 | 0.587 | 0.440 | 0.630 | 0.306 | 0.436 | 0.335 | 0.409 | 0.541 |
| 17. | 0.440 | 0.908 | 0.776 | 1.33 | 1.85 | 1.02 | 0.556 | 0.440 | 0.455 | 0.293 | 0.386 | 0.393 | 0.515 | 0.459 |
| 18. | 0.487 | 0.908 | 0.865 | 1.26 | 2.12 | 0.976 | 0.610 | 0.440 | 0.440 | 0.306 | 0.306 | 0.393 | 0.498 | 0.382 |
| 19. | 0.490 | 0.872 | 0.921 | 1.40 | 2.28 | 1.34 | 0.610 | 0.422 | 0.440 | 0.883 | 0.306 | 0.429 | 0.490 | 0.349 |
| 20. | 0.508 | 0.784 | 0.844 | 2.41 | 2.01 | 1.09 | 0.675 | 0.393 | 0.402 | 0.569 | 0.306 | 0.449 | 0.490 | 0.349 |
| 21. | 0.495 | 0.764 | 1.02 | 1.84 | 1.85 | 0.960 | 0.598 | 0.393 | 0.349 | 0.594 | 0.403 | 0.440 | 0.490 | 0.347 |
| 22. | 0.459 | 0.714 | 1.21 | 1.66 | 1.71 | 0.908 | 0.673 | 0.423 | 0.349 | 0.379 | 0.376 | 0.440 | 0.539 | R 0.306 |
| 23. | 0.795 | 0.664 | 1.49 | 1.64 | 1.64 | 0.908 | 0.580 | 0.416 | 0.327 | 0.349 | 0.332 | 0.425 | 0.606 | R 0.322 |
| 24. | 0.968 | 0.686 | 1.10 | 1.83 | 1.61 | 1.18 | 0.542 | 0.501 | 0.332 | 0.336 | 0.306 | 0.441 | 0.449 | 0.349 |
| 25. | 0.756 | 1.77 | 0.939 | 7.05 | 1.60 | 1.02 | 0.783 | 0.451 | 0.542 | 0.306 | 0.476 | 0.441 | 0.433 | 0.349 |
| 26. | 0.628 | 2.46 | 0.908 | 3.32 | 1.57 | 0.976 | 0.551 | 0.409 | 0.422 | 0.306 | 0.341 | 0.510 | 0.419 | 0.349 |
| 27. | 0.532 | 3.48 | 0.877 | 2.29 | 1.50 | 0.919 | 0.521 | 0.323 | 0.350 | 0.306 | 0.306 | 0.448 | 0.422 | 0.387 |
| 28. | 0.490 | 2.33 | 0.841 | 2.05 | 1.48 | 0.908 | 0.542 | 0.306 | 0.349 | 0.301 | 0.300 | 0.700 | 0.513 | 0.521 |
| 29. | 0.475 | 1.67 | 1.22 | 1.84 | 1.48 | 0.908 | 0.542 | 0.306 | 0.349 | 0.267 | 0.319 | 0.517 | 0.497 | 0.411 |
| 30. | 0.440 | 1.68 | 3.70 | | 1.48 | 0.852 | 0.542 | 0.306 | 0.941 | 0.267 | 0.306 | 0.476 | 0.457 | 0.363 |
| 31. | | 1.52 | 2.20 | | 1.48 | | 0.542 | | 0.742 | 0.267 | | 0.614 | | 0.349 |
| Tag | 1. | 1. | 16.+ | 12. | 28.+ | 30. | 27. | 28.+ | 23. | 29.+ | 1. | 5. | 6.+ | 9.+ |
| NQ | 0.362 | 0.524 | 0.776 | 0.919 | 1.48 | 0.852 | 0.521 | 0.306 | 0.327 | 0.267 | 0.279 | 0.254 | 0.393 | 0.247 |
| MQ | 0.513 | 1.16 | 1.14 | 1.74 | 1.92 | 1.07 | 0.635 | 0.508 | 0.502 | 0.403 | 0.367 | 0.392 | 0.467 | 0.347 |
| HQ | 1.12 | 3.91 | 5.38 | 14.6 | 3.79 | 1.81 | 1.56 | 4.03 | 2.56 | 3.09 | 1.33 | 0.976 | 1.90 | 0.654 |
| Tag | 23. | 26. | 30. | 25. | 9. | 19. | 25. | 5. | 30. | 19. | 25. | 31. | 1. | 16. |
| $h_N$ mm | 57 | 106 | 49 | 79 | 74 | 30 | 34 | 70 | 114 | 55 | 57 | 45 | 39 | 42 |
| $h_A$ mm | 10 | 23 | 22 | 32 | 37 | 20 | 12 | 10 | 10 | 8 | 7 | 8 | 9 | 7 |

## Hauptwerte

| | 1961/1999 | | 1962/2000 39 Jahre | | | | | | | | | | | |
|---|---|---|---|---|---|---|---|---|---|---|---|---|---|---|
| Jahr | 1964 | 1964 | 1965 | 1965 | 1965 + | 1965 + | 1964 + | 1964 | 1964 | 1964 | 1976 | 1964 | 1964 | 1964 |
| NQ | 0.100 | 0.110 | 0.150 | 0.190 | 0.190 | 0.280 | 0.220 | 0.110 | 0.110 | 0.130 | 0.110 | 0.130 | 0.100 | 0.110 |
| MNQ | 0.378 | 0.501 | 0.564 | 0.648 | 0.690 | 0.684 | 0.500 | 0.394 | 0.324 | 0.315 | 0.315 | 0.343 | 0.379 | 0.492 |
| MQ | 0.594 | 0.911 | 0.998 | 1.09 | 1.21 | 0.969 | 0.757 | 0.621 | 0.576 | 0.477 | 0.438 | 0.495 | 0.589 | 0.892 |
| MHQ | 2.28 | 3.86 | 4.19 | 4.70 | 4.60 | 2.59 | 4.28 | 5.62 | 5.46 | 4.13 | 2.32 | 2.02 | 2.28 | 3.72 |
| HQ | 14.6 | 18.6 | 19.2 | 23.6 | 16.8 | 19.0 | 39.5 | 60.7 | 60.0 | 38.0 | 16.9 | 10.6 | 14.6 | 18.6 |
| Jahr | 1998 | 1981 | 1968 | 1970 | 1990 | 1994 | 1999 | 1984 | 1965 | 1992 | 1999 | 1998 | 1998 | 1981 |
| | 1961/1999 | | 1962/2000 39 Jahre | | | | | | | | | | | |
| $Mh_N$ mm | 62 | 64 | 56 | 44 | 54 | 52 | 68 | 75 | 65 | 68 | 61 | 55 | 60 | 63 |
| $Mh_A$ mm | 11 | 18 | 19 | 20 | 24 | 18 | 15 | 12 | 11 | 9 | 8 | 10 | 11 | 17 |

| | Abflussjahr (*) 2000 Jahr | Datum | Winter | Sommer | Kalenderjahr 2000 Jahr | Datum |
|---|---|---|---|---|---|---|
| NQ m³/s | 0.254 | am 05.10.2000 | 0.362 | 0.254 | 0.247 | am 09.12.2000 |
| MQ m³/s | 0.860 | | 1.26 | 0.468 | 0.788 | |
| HQ m³/s | 14.6 | am 25.02.2000 bei W= 153 cm | 14.6 | 4.03 | 14.6 | am 25.02.2000 bei W= 153 cm |
| Nq l/(s km²) | 1.85 | | 2.63 | 1.85 | 1.80 | |
| Mq l/(s km²) | 6.25 | | 9.14 | 3.40 | 5.73 | |
| Hq l/(s km²) | 106 | | 106 | 29.3 | 106 | |
| $h_N$ mm | 770 | | 395 | 375 | 688 | |
| $h_A$ mm | 197 | | 144 | 54 | 181 | |
| | 1962/2000 (*) 39 Jahre | | | | 1962/2000 | |
| NQ m³/s | 0.100 | am 12.11.1964 | 0.100 | 0.110 | 0.100 | am 12.11.1964 |
| MNQ m³/s | 0.230 | | 0.339 | 0.249 | 0.240 | |
| MQ m³/s | 0.761 | | 0.964 | 0.561 | 0.759 | |
| MHQ m³/s | 15.2 | | 9.22 | 11.2 | 15.1 | |
| HQ m³/s | 60.7 | am 08.06.1984 | 23.6 | 60.7 | 60.7 | am 08.06.1984 |
| $HQ_1$ m³/s | 5.81 | | 4.46 | 3.15 | 5.81 | |
| $HQ_5$ m³/s | 14.6 | | 12.9 | 7.78 | 14.6 | |
| MNq l/(s km²) | 1.67 | | 2.46 | 1.81 | 1.74 | |
| Mq l/(s km²) | 5.53 | | 7.01 | 4.08 | 5.52 | |
| MHq l/(s km²) | 110 | | 67.0 | 81.4 | 110 | |
| | 1962/2000 (*) 39 Jahre | | | | 1962/2000 | |
| $Mh_N$ mm | 724 | | 332 | 393 | 722 | |
| $Mh_A$ mm | 174 | | 110 | 65 | 174 | |

## Extremwerte

| | Niedrigwasser m³/s | l/(s km²) | Datum | Hochwasser m³/s | l/(s km²) | cm | Datum |
|---|---|---|---|---|---|---|---|
| 1 | 0.100 | 0.727 | 12.11.1964 | 60.7 | 441 | 301 | 08.06.1984 |
| 2 | 0.110 | 0.799 | 01.09.1976 | 60.0 | 436 | 300 | 16.07.1965 |
| 3 | 0.130 | 0.945 | 02.09.1974 | 39.5 | 287 | 257 | 30.05.1999 |
| 4 | 0.136 | 0.988 | 25.08.1991 | 38.0 | 276 | 249 | 01.08.1992 |
| 5 | 0.164 | 1.19 | 21.07.1996 | 34.4 | 250 | 236 | 01.07.1987 |
| 6 | 0.168 | 1.22 | 14.08.1990 | 23.6 | 172 | 195 | 23.02.1970 |
| 7 | 0.170 | 1.24 | 15.09.1975 | 20.0 | 145 | 200 | 30.05.1984 |
| 8 | 0.170 | 1.24 | 06.10.1973 | 19.2 | 140 | 175 | 15.01.1968 |
| 9 | 0.170 | 1.24 | 02.10.1971 | 19.0 | 138 | 184 | 13.04.1994 |
| 10 | 0.170 | 1.24 | 22.08.1968 | 18.6 | 135 | 189 | 04.12.1981 |

## Dauertabelle

| Unterschreitungsdauer in Tagen | Unterschrittene Abflüsse m³/s: Abflussjahr (*) 2000 | Kalenderjahr 2000 | 1962/2000 39 Kalenderjahre: Obere Hüllwerte | Mittlere Werte | Untere Hüllwerte |
|---|---|---|---|---|---|
| (365) | 7.05 | 7.05 | | | |
| 364 | 3.70 | 3.70 | 18.2 | 5.83 | 1.63 |
| 363 | 3.48 | 3.32 | 15.0 | 4.57 | 1.47 |
| 362 | 3.32 | 2.72 | 7.76 | 4.02 | 1.32 |
| 361 | 2.72 | 2.55 | 6.90 | 3.50 | 1.18 |
| 360 | 2.55 | 2.46 | 5.96 | 3.28 | 1.12 |
| 359 | 2.46 | 2.41 | 5.96 | 3.07 | 1.12 |
| 358 | 2.46 | 2.40 | 5.83 | 2.88 | 0.830 |
| 357 | 2.41 | 2.29 | 5.70 | 2.73 | 0.830 |
| 356 | 2.40 | 2.28 | 5.58 | 2.59 | 0.710 |
| 350 | 2.20 | 2.13 | 3.69 | 2.06 | 0.650 |
| 340 | 1.90 | 1.84 | 3.17 | 1.68 | 0.550 |
| 330 | 1.77 | 1.66 | 2.87 | 1.47 | 0.500 |
| 320 | 1.61 | 1.48 | 2.50 | 1.31 | 0.450 |
| 300 | 1.33 | 1.22 | 2.14 | 1.10 | 0.400 |
| 270 | 1.05 | 1.00 | 1.87 | 0.890 | 0.400 |
| 240 | 0.914 | 0.790 | 1.71 | 0.711 | 0.320 |
| 210 | 0.749 | 0.598 | 1.55 | 0.601 | 0.280 |
| 183 | 0.612 | 0.532 | 1.39 | 0.543 | 0.220 |
| 150 | 0.534 | 0.450 | 1.10 | 0.454 | 0.190 |
| 130 | 0.477 | 0.441 | 0.890 | 0.422 | 0.190 |
| 120 | 0.451 | 0.423 | 0.830 | 0.401 | 0.190 |
| 110 | 0.441 | 0.408 | 0.770 | 0.395 | 0.170 |
| 100 | 0.441 | 0.399 | 0.770 | 0.361 | 0.170 |
| 90 | 0.429 | 0.399 | 0.716 | 0.361 | 0.170 |
| 80 | 0.405 | 0.372 | 0.710 | 0.341 | 0.170 |
| 70 | 0.397 | 0.350 | 0.650 | 0.321 | 0.170 |
| 60 | 0.379 | 0.347 | 0.642 | 0.316 | 0.170 |
| 50 | 0.350 | 0.323 | 0.621 | 0.281 | 0.150 |
| 40 | 0.332 | 0.309 | 0.605 | 0.281 | 0.150 |
| 30 | 0.309 | 0.309 | 0.574 | 0.251 | 0.150 |
| 25 | 0.309 | 0.309 | 0.564 | 0.241 | 0.150 |
| 20 | 0.309 | 0.309 | 0.554 | 0.221 | 0.130 |
| 15 | 0.309 | 0.300 | 0.553 | 0.202 | 0.130 |
| 10 | 0.301 | 0.279 | 0.533 | 0.193 | 0.130 |
| 9 | 0.300 | 0.279 | 0.533 | 0.181 | 0.130 |
| 8 | 0.293 | 0.279 | 0.533 | 0.181 | 0.130 |
| 7 | 0.280 | 0.279 | 0.524 | 0.171 | 0.130 |
| 6 | 0.279 | 0.279 | 0.523 | 0.171 | 0.130 |
| 5 | 0.279 | 0.279 | 0.523 | 0.171 | 0.130 |
| 4 | 0.279 | 0.279 | 0.500 | 0.164 | 0.130 |
| 3 | 0.279 | 0.267 | 0.492 | 0.153 | 0.110 |
| 2 | 0.279 | 0.254 | 0.490 | 0.153 | 0.110 |
| 1 | 0.267 | 0.254 | 0.488 | 0.136 | 0.110 |
| 0 | 0.254 | 0.247 | 0.476 | 0.100 | 0.100 |

(*) Abflussjahr: 1.11. des Vorjahres bis 31.10.

2000 Randeis an 2 Tagen

HQ1 und HQ5 aus Jahresreihe 1987 / 2000 ermittelt

HLUG Wiesbaden

$A_{Eo}$ : 46.7 km²
PNP : NN + 152.81 m
Lage: 2.0 km oberhalb der Mündung, rechts

Q
m³/s

Pegel : Hofgeismar Nr. 44840308
Gewässer : Lempe
Gebiet : Oberweser

## Tageswerte

| Tag | 1999 Nov | 1999 Dez | 2000 Jan | Feb | Mrz | Apr | Mai | Jun | Jul | Aug | Sep | Okt | Nov | Dez |
|---|---|---|---|---|---|---|---|---|---|---|---|---|---|---|
| 1. | 0.201 | 0.216 | 0.331 | 0.649 | 0.560 | 0.358 | 0.206 | 0.129 | 0.130 | 0.183 | 0.133 | 0.164 | 0.172 | 0.132 |
| 2. | 0.217 | 0.210 | 0.423 | 0.490 | 0.600 | 0.324 | 0.197 | 0.118 | 0.131 | 0.167 | 0.141 | 0.164 | 0.170 | 0.140 |
| 3. | 0.217 | 0.220 | 0.423 | 0.396 | 0.659 | 0.324 | 0.179 | 0.103 | 0.246 | 0.181 | 0.166 | 0.164 | 0.142 | 0.164 |
| 4. | 0.201 | 0.205 | 0.553 | 0.336 | 0.598 | 0.290 | 0.148 | 0.130 | 0.274 | 0.169 | 0.150 | 0.164 | 0.136 | 0.133 |
| 5. | 0.201 | 0.207 | 0.719 | 0.333 | 0.475 | 0.279 | 0.135 | 0.270 | 0.246 | 0.164 | 0.130 | 0.164 | 0.130 | 0.130 |
| 6. | 0.201 | 0.201 | 0.473 | 0.303 | 0.438 | 0.260 | 0.134 | 0.363 | 0.243 | 0.171 | 0.141 | 0.164 | 0.130 | 0.130 |
| 7. | 0.211 | 0.209 | 0.383 | 0.279 | 0.419 | 0.246 | 0.152 | 0.238 | 0.187 | 0.157 | 0.170 | 0.164 | 0.130 | 0.130 |
| 8. | 0.279 | 0.240 | 0.313 | 0.273 | 0.489 | 0.279 | 0.141 | 0.213 | 0.164 | 0.166 | 0.148 | 0.164 | 0.130 | 0.130 |
| 9. | 0.240 | 0.219 | 0.286 | 0.320 | 2.27 | 0.244 | 0.155 | 0.181 | 0.164 | 0.159 | 0.130 | 0.169 | 0.130 | 0.128 |
| 10. | 0.201 | 0.203 | 0.245 | 0.303 | 1.42 | 0.239 | 0.175 | 0.151 | 0.213 | 0.138 | 0.130 | 0.159 | 0.130 | 0.130 |
| 11. | 0.199 | 0.205 | 0.228 | 0.278 | 1.08 | 0.239 | 0.149 | 0.170 | 0.189 | 0.130 | 0.130 | 0.155 | 0.130 | 0.119 |
| 12. | 0.201 | 0.273 | 0.201 | 0.239 | 0.778 | 0.239 | 0.141 | 0.161 | 0.188 | 0.136 | 0.130 | 0.143 | 0.130 | 0.127 |
| 13. | 0.201 | 0.403 | 0.201 | 0.266 | 0.563 | 0.244 | 0.136 | 0.141 | 0.164 | 0.130 | 0.130 | 0.145 | 0.130 | 0.142 |
| 14. | 0.201 | 0.322 | 0.201 | 0.259 | 0.580 | 0.262 | 0.130 | 0.133 | 0.173 | 0.124 | 0.130 | 0.130 | 0.130 | 0.130 |
| 15. | 0.193 | 0.250 | 0.201 | 0.300 | 0.763 | 0.279 | 0.130 | 0.152 | 0.204 | 0.192 | 0.130 | 0.130 | 0.130 | 0.135 |
| 16. | 0.164 | 0.201 | 0.201 | 0.324 | 0.829 | 0.258 | 0.130 | 0.133 | 0.184 | 0.162 | 0.142 | 0.130 | 0.130 | 0.189 |
| 17. | 0.174 | 0.201 | 0.201 | 0.312 | 0.770 | 0.239 | 0.130 | 0.130 | 0.165 | 0.165 | 0.130 | 0.130 | 0.130 | 0.190 |
| 18. | 0.182 | 0.210 | 0.211 | 0.285 | 0.881 | 0.242 | 0.141 | 0.131 | 0.164 | 0.152 | 0.130 | 0.130 | 0.130 | 0.166 |
| 19. | 0.201 | 0.201 | 0.236 | 0.449 | 0.808 | 0.259 | 0.143 | 0.124 | 0.164 | 0.334 | 0.140 | 0.133 | 0.130 | 0.164 |
| 20. | 0.201 | 0.194 | 0.201 | 0.672 | 0.609 | 0.239 | 0.179 | 0.117 | 0.149 | 0.306 | 0.134 | 0.130 | 0.130 | 0.164 |
| 21. | 0.201 | 0.169 | 0.276 | 0.495 | 0.502 | 0.237 | 0.174 | 0.108 | 0.159 | 0.279 | 0.148 | 0.130 | 0.130 | 0.136 |
| 22. | 0.201 | 0.164 | 0.356 | 0.392 | 0.450 | 0.201 | 0.191 | 0.129 | 0.164 | 0.216 | 0.160 | 0.130 | 0.141 | 0.130 |
| 23. | 0.241 | 0.164 | 0.319 | 0.372 | 0.423 | 0.202 | 0.178 | 0.117 | 0.152 | 0.179 | 0.151 | 0.130 | 0.130 | 0.130 |
| 24. | 0.286 | 0.165 | 0.255 | 0.480 | 0.394 | 0.309 | 0.164 | 0.143 | 0.157 | 0.158 | 0.164 | 0.130 | 0.130 | 0.130 |
| 25. | 0.324 | 0.286 | 0.223 | 2.51 | 0.379 | 0.255 | 0.220 | 0.141 | 0.223 | 0.152 | 0.219 | 0.131 | 0.130 | 0.133 |
| 26. | 0.304 | 0.507 | 0.201 | 1.17 | 0.409 | 0.218 | 0.174 | 0.137 | 0.195 | 0.143 | 0.185 | 0.136 | 0.130 | 0.157 |
| 27. | 0.258 | 0.897 | 0.203 | 0.718 | 0.402 | 0.201 | 0.155 | 0.130 | 0.194 | 0.130 | 0.164 | 0.133 | 0.130 | 0.136 |
| 28. | 0.238 | 0.640 | 0.205 | 0.559 | 0.382 | 0.201 | 0.146 | 0.130 | 0.195 | 0.130 | 0.169 | 0.164 | 0.146 | 0.182 |
| 29. | 0.201 | 0.456 | 0.360 | 0.479 | 0.428 | 0.204 | 0.131 | 0.131 | 0.172 | 0.133 | 0.164 | 0.160 | 0.164 | 0.164 |
| 30. | 0.205 | 0.424 | 1.52 | | 0.423 | 0.218 | 0.152 | 0.130 | 0.181 | 0.130 | 0.164 | 0.138 | 0.147 | 0.164 |
| 31. | | 0.392 | 1.04 | | 0.436 | | 0.144 | | 0.167 | 0.131 | | 0.133 | | 0.164 |
| Tag | 16. | 22.+ | 12.+ | 12. | 25. | 22.+ | 14.+ | 3. | 1. | 14. | 5.+ | 14.+ | 5.+ | 11. |
| NQ | 0.164 | 0.164 | 0.201 | 0.239 | 0.379 | 0.201 | 0.130 | 0.103 | 0.130 | 0.124 | 0.130 | 0.130 | 0.130 | 0.119 |
| MQ | 0.218 | 0.286 | 0.361 | 0.491 | 0.652 | 0.253 | 0.157 | 0.153 | 0.184 | 0.170 | 0.148 | 0.146 | 0.136 | 0.145 |
| HQ | 0.528 | 0.957 | 1.95 | 3.97 | 4.26 | 0.475 | 0.528 | 0.849 | 1.35 | 0.905 | 0.580 | 0.201 | 0.631 | 0.201 |
| Tag | 8. | 27. | 30. | 25. | 9. | 1. | 22. | 5. | 3. | 15. | 25. | 9. | 1. | 16. |
| $h_N$ mm / $h_A$ mm | 12 | 16 | 21 | 26 | 37 | 14 | 9 | 8 | 11 | 10 | 8 | 8 | 8 | 8 |

## Hauptwerte

| | 1975/1999 | | 1976/2000 | | | | | | | | | | | |
|---|---|---|---|---|---|---|---|---|---|---|---|---|---|---|
| | | | 25 Jahre | | | | | | | | | | | |
| Jahr | 1975 | 1975 | 1976 | 1998 | 1992 | 1977 | 1977 | 1996 | 1996 | 1996 + | 1977 | 1976 | 1983 + | 1991 + |
| NQ | 0.040 | 0.070 | 0.040 | 0.050 | 0.032 | 0.070 | 0.040 | 0.031 | 0.032 | 0.032 | 0.040 | 0.050 | 0.060 | 0.079 |
| MNQ | 0.125 | 0.147 | 0.155 | 0.162 | 0.170 | 0.175 | 0.130 | 0.109 | 0.099 | 0.084 | 0.089 | 0.110 | 0.128 | 0.149 |
| MQ | 0.224 | 0.339 | 0.359 | 0.338 | 0.412 | 0.307 | 0.221 | 0.216 | 0.159 | 0.137 | 0.142 | 0.170 | 0.226 | 0.341 |
| MHQ | 1.02 | 2.28 | 1.81 | 1.76 | 2.13 | 3.24 | 1.35 | 1.65 | 1.24 | 1.11 | 0.781 | 0.875 | 1.04 | 2.29 |
| HQ | 6.27 | 13.8 | 7.30 | 6.00 | 9.65 | 63.0 | 7.10 | 8.38 | 5.20 | 7.50 | 1.88 | 8.06 | 6.27 | 13.8 |
| Jahr | 1998 | 1988 | 1987 | 1984 | 1994 | 1994 | 1984 | 1981 | 1980 | 1981 | 1987 | 1993 | 1998 | 1988 |
| | 1975/1999 | | 1976/2000 | | | | | | | | | | | |
| | | | 25 Jahre | | | | | | | | | | | |
| $Mh_N$ mm / $Mh_A$ mm | 12 | 19 | 21 | 18 | 24 | 17 | 13 | 12 | 9 | 8 | 8 | 10 | 13 | 20 |

| | Abflussjahr (*) 2000 Jahr | Datum | Winter | Sommer | Kalenderjahr 2000 Jahr | Datum |
|---|---|---|---|---|---|---|
| NQ m³/s | 0.103 | am 03.06.2000 | 0.164 | 0.103 | 0.103 | am 03.06.2000 |
| MQ m³/s | 0.268 | | 0.377 | 0.160 | 0.249 | |
| HQ m³/s | 4.26 | am 09.03.2000 bei W= 178 cm | 4.26 | 1.35 | 4.26 | am 09.03.2000 bei W= 178 cm |
| Nq l/(s km²) | 2.21 | | 3.51 | 2.21 | 2.21 | |
| Mq l/(s km²) | 5.74 | | 8.07 | 3.43 | 5.33 | |
| Hq l/(s km²) | 91.2 | | 91.2 | 28.9 | 91.2 | |
| $h_N$ mm / $h_A$ mm | 181 | | 127 | 54 | 169 | |
| | 1976/2000 (*) 25 Jahre | | | | 1976/2000 | |
| NQ m³/s | 0.031 | am 22.06.1996 | 0.032 | 0.031 | 0.031 | am 22.06.1996 |
| MNQ m³/s | 0.070 | | 0.110 | 0.074 | 0.069 | |
| MQ m³/s | 0.252 | | 0.331 | 0.174 | 0.252 | |
| MHQ m³/s | 7.08 | | 6.46 | 2.85 | 7.02 | |
| HQ m³/s | 63.0 | am 25.04.1994 bei W= 337 cm | 63.0 | 8.38 | 63.0 | am 25.04.1994 bei W= 337 cm |
| $HQ_1$ m³/s | 3.20 | | 2.67 | 1.47 | 3.20 | |
| $HQ_5$ m³/s | 7.34 | | 6.83 | 2.93 | 7.34 | |
| MNq l/(s km²) | 1.50 | | 2.36 | 1.58 | 1.48 | |
| Mq l/(s km²) | 5.40 | | 7.09 | 3.73 | 5.40 | |
| MHq l/(s km²) | 152 | | 138 | 61.0 | 150 | |
| | 1976/2000 (*) 25 Jahre | | | | 1976/2000 | |
| $Mh_N$ mm / $Mh_A$ mm | 170 | | 111 | 59 | 171 | |

## Extremwerte

| | Niedrigwasser m³/s | l/(s km²) | Datum | Hochwasser m³/s | l/(s km²) | cm | Datum |
|---|---|---|---|---|---|---|---|
| 1 | 0.031 | 0.664 | 22.06.1996 | 63.0 | 1350 | 337 | 25.04.1994 |
| 2 | 0.032 | 0.685 | 14.08.1998 | 13.8 | 296 | 235 | 19.12.1988 |
| 3 | 0.032 | 0.685 | 09.03.1992 | 9.65 | 207 | 216 | 15.03.1994 |
| 4 | 0.040 | 0.857 | 19.05.1977 | 9.55 | 204 | 216 | 04.12.1981 |
| 5 | 0.040 | 0.857 | 11.07.1976 | 8.38 | 179 | 214 | 04.06.1981 |
| 6 | 0.040 | 0.857 | 21.11.1975 | 8.06 | 173 | 207 | 03.10.1993 |
| 7 | 0.045 | 0.964 | 11.09.1992 | 7.50 | 161 | 207 | 11.08.1981 |
| 8 | 0.050 | 1.07 | 06.02.1998 | 7.30 | 156 | 203 | 02.01.1987 |
| 9 | 0.050 | 1.07 | 12.08.1990 | 7.10 | 152 | 195 | 30.05.1984 |
| 10 | 0.060 | 1.28 | 14.11.1983 | 6.83 | 146 | 199 | 13.04.1994 |

## Dauertabelle

| Unterschreitungsdauer in Tagen | Unterschrittene Abflüsse m³/s: Abflussjahr (*) 2000 | Kalenderjahr 2000 | 1976/2000 25 Kalenderjahre: Obere Hüllwerte | Mittlere Werte | Untere Hüllwerte |
|---|---|---|---|---|---|
| (365) | 2.51 | 2.51 | | | |
| 364 | 2.27 | 2.27 | 9.79 | 2.83 | 0.805 |
| 363 | 1.52 | 1.52 | 4.93 | 2.22 | 0.700 |
| 362 | 1.42 | 1.42 | 4.67 | 1.82 | 0.663 |
| 361 | 1.17 | 1.17 | 4.63 | 1.57 | 0.615 |
| 360 | 1.08 | 1.08 | 3.50 | 1.34 | 0.574 |
| 359 | 1.04 | 1.04 | 3.34 | 1.24 | 0.480 |
| 358 | 0.897 | 0.881 | 3.21 | 1.15 | 0.440 |
| 357 | 0.881 | 0.829 | 3.14 | 1.08 | 0.440 |
| 356 | 0.829 | 0.808 | 3.04 | 1.00 | 0.440 |
| 350 | 0.718 | 0.672 | 2.22 | 0.730 | 0.360 |
| 340 | 0.560 | 0.553 | 1.56 | 0.532 | 0.260 |
| 330 | 0.475 | 0.449 | 1.15 | 0.441 | 0.200 |
| 320 | 0.424 | 0.402 | 1.00 | 0.400 | 0.200 |
| 300 | 0.334 | 0.319 | 0.650 | 0.321 | 0.170 |
| 270 | 0.276 | 0.255 | 0.520 | 0.261 | 0.150 |
| 240 | 0.240 | 0.204 | 0.440 | 0.221 | 0.130 |
| 210 | 0.206 | 0.182 | 0.360 | 0.198 | 0.110 |
| 183 | 0.202 | 0.165 | 0.320 | 0.165 | 0.103 |
| 150 | 0.175 | 0.159 | 0.290 | 0.149 | 0.094 |
| 130 | 0.165 | 0.149 | 0.260 | 0.131 | 0.089 |
| 120 | 0.165 | 0.143 | 0.260 | 0.131 | 0.080 |
| 110 | 0.165 | 0.142 | 0.260 | 0.131 | 0.080 |
| 100 | 0.158 | 0.137 | 0.230 | 0.121 | 0.080 |
| 90 | 0.152 | 0.134 | 0.230 | 0.111 | 0.078 |
| 80 | 0.145 | 0.132 | 0.230 | 0.111 | 0.071 |
| 70 | 0.142 | 0.131 | 0.200 | 0.103 | 0.062 |
| 60 | 0.136 | 0.131 | 0.200 | 0.101 | 0.061 |
| 50 | 0.133 | 0.131 | 0.170 | 0.091 | 0.061 |
| 40 | 0.131 | 0.131 | 0.165 | 0.089 | 0.058 |
| 30 | 0.131 | 0.131 | 0.158 | 0.080 | 0.050 |
| 25 | 0.131 | 0.131 | 0.156 | 0.073 | 0.050 |
| 20 | 0.131 | 0.131 | 0.153 | 0.071 | 0.048 |
| 15 | 0.131 | 0.131 | 0.150 | 0.071 | 0.044 |
| 10 | 0.131 | 0.129 | 0.150 | 0.061 | 0.036 |
| 9 | 0.130 | 0.128 | 0.150 | 0.061 | 0.035 |
| 8 | 0.130 | 0.127 | 0.150 | 0.059 | 0.035 |
| 7 | 0.129 | 0.127 | 0.142 | 0.054 | 0.034 |
| 6 | 0.129 | 0.124 | 0.142 | 0.051 | 0.034 |
| 5 | 0.124 | 0.119 | 0.138 | 0.051 | 0.034 |
| 4 | 0.118 | 0.118 | 0.138 | 0.051 | 0.034 |
| 3 | 0.118 | 0.118 | 0.131 | 0.047 | 0.034 |
| 2 | 0.117 | 0.117 | 0.130 | 0.047 | 0.034 |
| 1 | 0.108 | 0.108 | 0.130 | 0.041 | 0.032 |
| 0 | 0.103 | 0.103 | 0.125 | 0.031 | 0.031 |

(*) Abflussjahr: 1.11. des Vorjahres bis 31.10.

2000 kein Eis

HQ1 und HQ5 aus Jahresreihe 1987 / 2000 ermittelt

$A_{Eo}$ : 431.05 km²
PNP : NN+101.40 m
Lage : 6.16 km oberhalb der Mündung links

# Q m³/s

Pegel : Ottbergen Nr. 4529500000100
Gewässer : Nethe
Gebiet : Oberweser

## Tageswerte

| Tag | 1999 Nov | 1999 Dez | 2000 Jan | Feb | Mrz | Apr | Mai | Jun | Jul | Aug | Sep | Okt | Nov | Dez |
|---|---|---|---|---|---|---|---|---|---|---|---|---|---|---|
| 1. | 1.69 | 2.90 | 7.10 | 19.7 | 16.9 | 9.41 | 4.22 | 2.81 | 1.84 | 2.05 | 1.64 | 1.99 | 2.46 | 1.98 |
| 2. | 1.74 | 3.64 | 7.35 | 15.4 | 17.5 | 8.99 | 4.11 | 2.69 | 2.14 | 2.04 | 1.76 | 1.87 | 3.10 | 2.70 |
| 3. | 2.03 | 3.77 | 6.69 | 13.9 | 18.3 | 8.59 | 4.07 | 2.65 | 2.69 | 2.04 | 2.69 | 1.71 | 2.74 | 2.68 |
| 4. | 1.76 | 4.13 | 7.29 | 11.6 | 18.6 | 8.19 | 3.96 | 2.73 | 6.59 | 1.84 | 3.53 | 1.86 | 2.40 | 2.44 |
| 5. | 1.60 | 3.59 | 10.5 | 12.1 | 14.7 | 7.75 | 3.97 | 2.73 | 9.25 | 1.77 | 2.33 | 1.85 | 2.18 | 2.09 |
| 6. | 1.56 | 3.42 | 7.99 | 10.5 | 12.7 | 7.11 | 3.83 | 2.66 | 5.24 | 1.66 | 2.06 | 1.91 | 2.16 | 2.01 |
| 7. | 1.75 | 4.87 | 6.80 | 9.60 | 12.3 | 6.85 | 3.75 | 3.04 | 3.63 | 1.69 | 4.23 | 1.90 | 2.15 | 2.16 |
| 8. | 3.42 | 7.45 | 5.98 | 9.30 | 17.4 | 6.59 | 3.71 | 3.19 | 3.08 | 1.69 | 3.50 | 1.85 | 2.08 | 2.10 |
| 9. | 2.70 | 5.84 | 5.59 | 10.5 | 65.2 | 6.51 | 3.72 | 2.74 | 2.84 | 1.86 | 2.74 | 1.93 | 2.02 | 2.01 |
| 10. | 2.14 | 5.06 | 5.05 | 9.94 | 49.5 | 6.41 | 3.72 | 2.52 | 2.97 | 1.80 | 2.42 | 1.90 | 1.89 | 1.99 |
| 11. | 1.95 | 4.84 | 4.75 | 11.2 | 32.8 | 6.24 | 3.52 | 2.42 | 2.83 | 1.79 | 2.29 | 1.92 | 1.87 | 2.89 |
| 12. | 1.82 | 10.6 | 4.57 | 9.63 | 26.4 | 6.30 | 3.50 | 2.36 | 3.09 | 1.70 | 2.03 | 1.92 | 1.89 | 3.88 |
| 13. | 1.73 | 13.8 | 4.39 | 9.15 | 20.8 | 6.08 | 3.49 | 2.33 | 2.50 | 1.65 | 1.90 | 2.00 | 2.09 | 4.31 |
| 14. | 1.68 | 9.71 | 4.20 | 8.98 | 22.3 | 5.84 | 3.42 | 2.26 | 2.74 | 1.57 | 1.89 | 1.99 | 2.14 | 3.57 |
| 15. | 1.57 | 8.38 | 3.92 | 10.3 | 28.6 | 5.70 | 3.41 | 2.42 | 3.59 | 1.58 | 1.85 | 1.81 | 1.92 | 3.80 |
| 16. | 1.68 | 6.85 | 3.79 | 10.7 | 25.8 | 5.50 | 3.45 | 2.52 | 3.36 | 1.60 | 2.72 | 1.88 | 1.87 | 7.07 |
| 17. | 1.61 | 6.11 | 3.96 | 9.99 | 20.9 | 5.24 | 3.31 | 2.30 | 2.74 | 2.12 | 3.44 | 1.84 | 1.95 | 6.65 |
| 18. | 1.71 | 8.40 | 4.89 | 9.56 | 19.6 | 5.07 | 3.41 | 2.13 | 2.50 | 1.74 | 2.55 | 1.83 | 1.95 | 5.50 |
| 19. | 1.93 | 7.15 | 5.42 | 16.5 | 18.0 | 5.42 | 3.42 | 2.05 | 2.40 | 6.72 | 2.20 | 1.78 | 1.88 | 4.41 |
| 20. | 1.93 | 6.01 | 4.61 | 20.7 | 16.0 | 4.97 | 3.56 | 2.01 | 2.32 | 3.70 | 2.03 | 1.88 | 2.01 | 3.80 |
| 21. | 1.92 | 5.23 | 10.9 | 15.0 | 14.6 | 4.73 | 3.30 | 1.94 | 2.07 | 3.09 | 1.96 | 1.82 | 1.75 | 3.37 |
| 22. | 1.90 | 4.72 | 11.7 | 12.4 | 13.7 | 4.60 | 3.44 | 2.41 | 2.05 | 2.52 | 2.07 | 1.76 | 1.82 | 3.01 |
| 23. | 4.57 | 4.49 | 13.5 | 11.1 | 12.7 | 4.57 | 3.39 | 2.30 | 2.23 | 2.22 | 1.90 | 1.75 | 1.85 | 2.77 |
| 24. | 6.06 | 4.52 | 8.64 | 11.3 | 11.8 | 5.62 | 3.15 | 2.21 | 2.08 | 1.81 | 1.90 | 1.95 | 1.79 | 2.68 |
| 25. | 4.49 | 6.94 | 6.91 | 24.2 | 11.5 | 5.47 | 3.30 | 2.28 | 3.23 | 1.78 | 2.03 | 1.96 | 1.76 | 2.59 |
| 26. | 3.79 | 9.55 | 6.05 | 20.8 | 12.1 | 4.85 | 3.21 | 2.37 | 2.88 | 1.76 | 2.09 | 1.89 | 1.78 | 2.37 |
| 27. | 3.33 | 13.9 | 5.72 | 15.7 | 11.8 | 4.57 | 3.02 | 2.07 | 2.48 | 1.76 | 1.93 | 1.99 | 1.73 | 2.28 |
| 28. | 2.92 | 11.6 | 5.39 | 13.7 | 10.8 | 4.54 | 2.90 | 1.85 | 2.63 | 1.82 | 2.06 | 4.13 | 2.05 | 2.51 |
| 29. | 2.65 | 8.90 | 8.07 | 14.3 | 11.0 | 4.41 | 2.95 | 1.92 | 2.62 | 1.76 | 2.18 | 3.56 | 2.75 | 2.45 |
| 30. | 2.52 | 9.12 | 33.7 | | 10.3 | 4.31 | 3.33 | 1.92 | 2.41 | 1.68 | 1.95 | 2.89 | 2.14 | 2.20 |
| 31. | | 8.02 | 26.2 | | 9.78 | | 2.93 | | 2.39 | 1.64 | | 2.85 | | 2.03 |

## Hauptwerte

| | | | | | | | | | | | | | | |
|---|---|---|---|---|---|---|---|---|---|---|---|---|---|---|
| Tag | 6. | 1. | 16. | 14. | 31. | 30. | 28. | 28. | 1. | 14. | 1. | 3. | 27. | 1. |
| NQ | 1.56 | 2.90 | 3.79 | 8.98 | 9.78 | 4.31 | 2.90 | 1.85 | 1.84 | 1.57 | 1.64 | 1.71 | 1.73 | 1.98 |
| MQ | 2.41 | 6.88 | 8.12 | 13.0 | 19.5 | 6.01 | 3.50 | 2.39 | 3.08 | 2.08 | 2.33 | 2.07 | 2.07 | 3.11 |
| HQ | 10.9 | 16.1 | 49.0 | 34.2 | 139 | 9.80 | 4.95 | 3.70 | 12.8 | 11.3 | 6.66 | 5.64 | 4.23 | 9.08 |
| Tag | 23. | 13. | 30. | 25. | 9. | 1. | 10. | 7. | 5. | 19. | 3. | 28. | 2. | 16. |
| $h_N$ mm | 59 | 112 | 96 | 113 | 137 | 32 | 38 | 51 | 143 | 65 | 67 | 44 | 33 | 69 |
| $h_A$ mm | 14 | 43 | 50 | 76 | 121 | 36 | 22 | 14 | 19 | 13 | 14 | 13 | 12 | 19 |

| | 1977/1999 | | 1978/2000 23 Kalenderjahre | | | | | | | | | | | |
|---|---|---|---|---|---|---|---|---|---|---|---|---|---|---|
| Jahr | 1991 | 1991 | 1996 | 1996 | 1984 | 1996 | 1996 | 1996 | 1996 | 1996 | 1991 | 1991 | 1991 | 1991 |
| NQ | 1.04 | 1.21 | 1.45 | 1.19 | 2.78 | 1.81 | 1.43 | 1.09 | 1.13 | 0.992 | 0.955 | 1.03 | 1.04 | 1.21 |
| MNQ | 2.43 | 3.41 | 4.89 | 5.37 | 5.27 | 4.65 | 3.25 | 2.66 | 2.22 | 1.87 | 1.77 | 1.99 | 2.44 | 3.35 |
| MQ | 5.31 | 8.41 | 9.82 | 9.29 | 10.7 | 6.86 | 4.50 | 3.75 | 3.11 | 2.48 | 2.81 | 3.50 | 5.09 | 8.29 |
| MHQ | 23.9 | 43.6 | 39.5 | 28.8 | 43.3 | 15.8 | 11.2 | 10.7 | 9.41 | 7.41 | 10.8 | 17.7 | 22.8 | 43.2 |
| HQ | 121 | 184 | 139 | 58.1 | 139 | 38.1 | 34.2 | 48.7 | 20.1 | 23.2 | 44.6 | 161 | 121 | 184 |
| Jahr | 1998 | 1988 | 1987 | 1981 | 2000 | 1994 | 1984 | 1981 | 1980 | 1981 | 1998 | 1998 | 1998 | 1988 |
| $Mh_N$ mm | 85 | 106 | 91 | 64 | 85 | 54 | 63 | 75 | 78 | 72 | 77 | 68 | 81 | 106 |
| $Mh_A$ mm | 32 | 52 | 61 | 53 | 67 | 41 | 28 | 23 | 19 | 15 | 17 | 22 | 31 | 52 |

| | | Abflussjahr (*) 2000 Jahr | Datum | Winter | Sommer | Kalenderjahr 2000 Jahr | Datum |
|---|---|---|---|---|---|---|---|
| NQ | m³/s | 1.56 | am 6.11.1999 | 1.56 | 1.57 | 1.57 | am 14.08.2000 |
| MQ | m³/s | 5.94 | | 9.34 | 2.58 | 5.59 | |
| HQ | m³/s | 139 | am 9.03.2000 bei W = 318 cm | 139 | 12.8 | 139 | am 9.03.2000 bei W = 318 cm |
| Nq | l/(skm²) | 3.62 | | 3.62 | 3.65 | 3.65 | |
| Mq | l/(skm²) | 13.8 | | 21.7 | 5.98 | 13.0 | |
| Hq | l/(skm²) | 322 | | 322 | 29.6 | 322 | |
| $h_N$ | mm | 957 | | 549 | 408 | 888 | |
| $h_A$ | mm | 436 | | 341 | 95 | 410 | |

| | | 1978/2000 (*) 23 Jahre | | | | 1978/2000 | |
|---|---|---|---|---|---|---|---|
| NQ | m³/s | 0.955 | am 5.09.1991 | 1.04 | 0.955 | 0.955 | am 5.09.1991 |
| MNQ | m³/s | 1.45 | | 2.09 | 1.64 | 1.56 | |
| MQ | m³/s | 5.87 | | 8.41 | 3.36 | 5.84 | |
| MHQ | m³/s | 81.5 | | 76.5 | 25.7 | 80.1 | |
| HQ | m³/s | 184 | am 19.12.1988 bei W = 343 cm | 184 | 161 | 184 | am 19.12.1988 bei W = 343 cm |
| $HQ_1$ | m³/s | | | | | | |
| $HQ_5$ | m³/s | | | | | | |
| MNq | l/(skm²) | 3.36 | | 4.86 | 3.81 | 3.62 | |
| Mq | l/(skm²) | 13.6 | | 19.5 | 7.79 | 13.5 | |
| MHq | l/(skm²) | 189 | | 178 | 59.6 | 186 | |
| $Mh_N$ | mm | 919 | | 486 | 432 | 913 | |
| $Mh_A$ | mm | 430 | | 306 | 124 | 427 | |

## Extremwerte

| | Niedrigwasser (n) m³/s | l/(skm²) | Datum | Hochwasser m³/s | l/(skm²) | cm | Datum |
|---|---|---|---|---|---|---|---|
| 1 | 0.955 | 2.22 | 5.09.1991 | 184 | 427 | 343 | 19.12.1988 |
| 2 | 0.992 | 2.30 | 6.08.1996 | 176 | 408 | 345 | 30.12.1986 |
| 3 | 1.07 | 2.49 | 16.11.1983 | 161 | 374 | 328 | 28.10.1998 |
| 4 | 1.16 | 2.69 | 3.08.1990 | 139 | 322 | 331 | 2.01.1987 |
| 5 | 1.18 | 2.74 | 19.08.1989 | 139 | 322 | 318 | 9.03.2000 |
| 6 | 1.19 | 2.76 | 9.02.1996 | 123 | 286 | 323 | 19.03.1994 |
| 7 | 1.30 | 3.03 | 5.11.1980 | 121 | 280 | 322 | 1.11.1998 |
| 8 | 1.31 | 3.03 | 13.10.1992 | 103 | 239 | 315 | 20.01.1986 |
| 9 | 1.32 | 3.06 | 25.09.1982 | 101 | 235 | 316 | 16.03.1994 |
| 10 | 1.36 | 3.16 | 4.11.1985 | 99.8 | 231 | 314 | 30.01.1995 |

## Dauertabelle

| Unterschreitungsdauer in Tagen | Unterschrittene Abflüsse m³/s: Abflussjahr (*) 2000 | Kalenderjahr 2000 | 1978/2000 23 Kalenderjahre Obere Hüllkurve | Mittlere Werte | Untere Hüllkurve |
|---|---|---|---|---|---|
| 364 | 65.2 | 65.2 | 137 | 43.8 | 21.9 |
| 363 | 49.5 | 49.5 | 92.4 | 35.3 | 18.8 |
| 362 | 33.7 | 33.7 | 85.2 | 30.8 | 18.2 |
| 361 | 32.8 | 32.8 | 72.3 | 27.7 | 17.5 |
| 360 | 28.6 | 28.6 | 72.1 | 25.8 | 16.6 |
| 359 | 26.4 | 26.4 | 45.2 | 24.2 | 15.4 |
| 358 | 26.2 | 26.2 | 41.8 | 23.2 | 15.1 |
| 357 | 25.8 | 25.8 | 39.6 | 22.0 | 13.5 |
| 356 | 24.2 | 24.2 | 38.5 | 21.2 | 13.0 |
| 350 | 19.8 | 19.8 | 30.8 | 17.4 | 9.71 |
| 340 | 15.7 | 15.7 | 22.3 | 13.8 | 7.54 |
| 330 | 13.7 | 12.7 | 19.5 | 11.7 | 6.83 |
| 320 | 11.7 | 11.5 | 16.8 | 10.4 | 5.95 |
| 300 | 9.71 | 9.30 | 13.8 | 8.73 | 4.52 |
| 270 | 6.85 | 5.98 | 10.8 | 6.81 | 3.53 |
| 240 | 5.23 | 4.31 | 9.46 | 5.53 | 2.99 |
| 210 | 4.11 | 3.50 | 8.42 | 4.62 | 2.42 |
| 183 | 3.44 | 2.97 | 7.72 | 3.97 | 1.98 |
| 150 | 2.84 | 2.52 | 6.91 | 3.33 | 1.70 |
| 130 | 2.52 | 2.36 | 6.34 | 2.99 | 1.56 |
| 120 | 2.41 | 2.23 | 6.01 | 2.82 | 1.50 |
| 110 | 2.30 | 2.14 | 5.77 | 2.67 | 1.45 |
| 100 | 2.14 | 2.08 | 5.57 | 2.53 | 1.40 |
| 90 | 2.05 | 2.04 | 5.36 | 2.38 | 1.34 |
| 80 | 2.00 | 2.01 | 5.13 | 2.25 | 1.30 |
| 70 | 1.93 | 1.95 | 4.85 | 2.13 | 1.25 |
| 60 | 1.90 | 1.92 | 4.63 | 2.01 | 1.22 |
| 50 | 1.87 | 1.88 | 4.38 | 1.89 | 1.19 |
| 40 | 1.83 | 1.85 | 4.16 | 1.78 | 1.16 |
| 30 | 1.77 | 1.82 | 3.95 | 1.67 | 1.12 |
| 25 | 1.76 | 1.79 | 3.78 | 1.61 | 1.09 |
| 20 | 1.74 | 1.76 | 3.68 | 1.53 | 1.08 |
| 15 | 1.69 | 1.75 | 3.61 | 1.46 | 1.05 |
| 10 | 1.68 | 1.71 | 3.48 | 1.36 | 1.04 |
| 9 | 1.66 | 1.70 | 3.45 | 1.33 | 1.04 |
| 8 | 1.65 | 1.69 | 3.43 | 1.31 | 1.03 |
| 7 | 1.64 | 1.69 | 3.42 | 1.28 | 1.03 |
| 6 | 1.64 | 1.68 | 3.41 | 1.25 | 1.03 |
| 5 | 1.61 | 1.66 | 3.40 | 1.24 | 1.03 |
| 4 | 1.60 | 1.65 | 3.37 | 1.21 | 1.00 |
| 3 | 1.60 | 1.64 | 3.34 | 1.18 | 0.997 |
| 2 | 1.58 | 1.64 | 3.34 | 1.14 | 0.985 |
| 1 | 1.57 | 1.60 | 3.31 | 1.07 | 0.960 |
| 0 | 1.56 | 1.57 | 3.28 | 0.955 | 0.955 |

(*) Abflussjahr: 1.11. des Vorjahres bis 1.11.

$A_{Eo}$ : 77.06 km²
PNP : NN+138.93 m
Lage : 2.90 km oberhalb der Mündung rechts

# Q
m³/s

Pegel : Rustenhof Nr. 4526900000100
Gewässer : Aa
Gebiet : Oberweser

## Tageswerte

| Tag | 1999 Nov | 1999 Dez | 2000 Jan | Feb | Mrz | Apr | Mai | Jun | Jul | Aug | Sep | Okt | Nov | Dez |
|---|---|---|---|---|---|---|---|---|---|---|---|---|---|---|
| 1. | 0.308 | 1.18 | 1.73 | 5.66 | 5.56 | 1.54 | 0.562 | 0.290 | 0.190 | 0.388 | 0.315 | 0.287 | 0.465 | 0.584 |
| 2. | 0.446 | 1.18 | 1.83 | 4.49 | 4.49 | 1.44 | 0.520 | 0.285 | 0.229 | 0.355 | 0.455 | 0.286 | 0.694 | 1.01 |
| 3. | 0.425 | 1.08 | 1.62 | 3.60 | 5.54 | 1.34 | 0.493 | 0.276 | 1.97 | 0.342 | 0.956 | 0.278 | 0.505 | 0.806 |
| 4. | 0.371 | 1.22 | 2.61 | 3.04 | 4.62 | 1.21 | 0.440 | 0.313 | 1.72 | 0.329 | 0.881 | 0.284 | 0.423 | 0.717 |
| 5. | 0.359 | 0.964 | 3.07 | 3.41 | 3.44 | 1.11 | 0.434 | 0.300 | 3.65 | 0.316 | 0.464 | 0.268 | 0.395 | 0.672 |
| 6. | 0.362 | 1.03 | 2.04 | 2.61 | 2.92 | 0.990 | 0.415 | 0.322 | 1.65 | 0.310 | 0.500 | 0.288 | 0.404 | 0.643 |
| 7. | 0.716 | 2.05 | 1.68 | 2.28 | 2.64 | 0.927 | 0.407 | 0.590 | 0.945 | 0.310 | 1.65 | 0.271 | 0.395 | 0.697 |
| 8. | 1.04 | 2.78 | 1.43 | 2.34 | 6.76 | 0.867 | 0.410 | 0.311 | 0.726 | 0.317 | 0.808 | 0.259 | 0.357 | 0.796 |
| 9. | 0.659 | 1.73 | 1.29 | 2.65 | 23.5 | 0.825 | 0.397 | 0.236 | 0.690 | 0.320 | 0.551 | 0.270 | 0.330 | 0.727 |
| 10. | 0.522 | 1.37 | 1.13 | 2.40 | 10.4 | 0.794 | 0.386 | 0.215 | 0.715 | 0.296 | 0.460 | 0.253 | 0.327 | 0.799 |
| 11. | 0.480 | 1.62 | 1.04 | 3.08 | 9.94 | 0.769 | 0.382 | 0.231 | 0.792 | 0.280 | 0.441 | 0.269 | 0.332 | 1.27 |
| 12. | 0.460 | 4.79 | 1.03 | 2.30 | 6.72 | 0.825 | 0.351 | 0.224 | 0.921 | 0.277 | 0.403 | 0.245 | 0.333 | 1.84 |
| 13. | 0.442 | 5.05 | 0.982 | 2.02 | 4.98 | 0.778 | 0.318 | 0.207 | 0.634 | 0.258 | 0.366 | 0.303 | 0.417 | 1.60 |
| 14. | 0.436 | 2.90 | 0.889 | 1.79 | 8.22 | 0.812 | 0.305 | 0.203 | 0.847 | 0.242 | 0.351 | 0.254 | 0.382 | 1.38 |
| 15. | 0.420 | 2.48 | 0.837 | 2.66 | 7.70 | 0.808 | 0.320 | 0.263 | 1.31 | 0.226 | 0.341 | 0.246 | 0.351 | 1.97 |
| 16. | 0.400 | 1.80 | 0.816 | 2.62 | 7.61 | 0.729 | 0.323 | 0.214 | 0.938 | 0.246 | 0.751 | 0.248 | 0.350 | 3.46 |
| 17. | 0.434 | 1.60 | 0.972 | 2.33 | 5.14 | 0.683 | 0.355 | 0.196 | 0.646 | 0.560 | 0.547 | 0.237 | 0.384 | 2.63 |
| 18. | 0.492 | 2.52 | 1.42 | 2.30 | 4.61 | 0.653 | 0.361 | 0.186 | 0.571 | 0.269 | 0.425 | 0.234 | 0.391 | 1.97 |
| 19. | 0.540 | 1.78 | 1.25 | 6.12 | 4.00 | 0.869 | 0.430 | 0.183 | 0.544 | 2.59 | 0.386 | 0.249 | 0.399 | 1.50 |
| 20. | 0.572 | 1.37 | 1.10 | 5.50 | 3.32 | 0.681 | 0.483 | 0.180 | 0.488 | 0.753 | 0.354 | 0.250 | 0.413 | 1.26 |
| 21. | 0.539 | 1.18 | 5.25 | 3.49 | 2.84 | 0.635 | 0.403 | 0.185 | 0.441 | 0.614 | 0.385 | 0.243 | 0.391 | 1.10 |
| 22. | 0.603 | 1.04 | 4.86 | 2.81 | 2.53 | 0.619 | 0.474 | 0.289 | 0.449 | 0.426 | 0.355 | 0.233 | 0.409 | 0.954 |
| 23. | 2.35 | 1.10 | 4.02 | 2.47 | 2.30 | 0.621 | 0.379 | 0.209 | 0.431 | 0.372 | 0.311 | 0.245 | 0.437 | 0.881 |
| 24. | 2.07 | 1.17 | 2.25 | 3.07 | 2.09 | 1.15 | 0.315 | 0.230 | 0.489 | 0.337 | 0.298 | 0.343 | 0.432 | 0.830 |
| 25. | 1.34 | 2.52 | 1.67 | 5.84 | 2.10 | 0.906 | 0.373 | 0.241 | 0.771 | 0.313 | 0.360 | 0.283 | 0.423 | 0.790 |
| 26. | 1.17 | 3.71 | 1.40 | 4.61 | 2.76 | 0.741 | 0.318 | 0.241 | 0.591 | 0.302 | 0.316 | 0.291 | 0.432 | 0.754 |
| 27. | 0.956 | 4.57 | 1.28 | 3.61 | 2.33 | 0.676 | 0.296 | 0.197 | 0.507 | 0.326 | 0.319 | 0.349 | 0.439 | 0.741 |
| 28. | 0.818 | 2.97 | 1.16 | 3.56 | 2.10 | 0.658 | 0.295 | 0.191 | 0.658 | 0.353 | 0.341 | 1.22 | 0.760 | 0.826 |
| 29. | 0.742 | 2.39 | 4.41 | 3.99 | 2.16 | 0.622 | 0.408 | 0.183 | 0.511 | 0.308 | 0.320 | 0.638 | 0.786 | 0.718 |
| 30. | 0.687 | 2.34 | 12.7 | | 1.92 | 0.594 | 0.483 | 0.180 | 0.471 | 0.301 | 0.299 | 0.491 | 0.636 | 0.667 |
| 31. | | 1.98 | 8.90 | | 1.67 | | 0.320 | | 0.461 | 0.296 | | 0.508 | | 0.633 |
| Tag | 1. | 5. | 16. | 14. | 31. | 30. | 28. | 20. | 1. | 15. | 24. | 22. | 10. | 1. |
| NQ | 0.308 | 0.964 | 0.816 | 1.79 | 1.67 | 0.594 | 0.295 | 0.180 | 0.190 | 0.226 | 0.298 | 0.233 | 0.327 | 0.584 |
| MQ | 0.705 | 2.11 | 2.47 | 3.33 | 5.06 | 0.862 | 0.392 | 0.246 | 0.838 | 0.417 | 0.490 | 0.327 | 0.440 | 1.14 |
| HQ | 3.45 | 7.50 | 36.8 | 8.06 | 56.2 | 1.62 | 0.899 | 0.935 | 14.4 | 6.64 | 3.04 | 1.56 | 1.09 | 4.78 |
| Tag | 23. | 13. | 30. | 19. | 9. | 1. | 22. | 7. | 3. | 19. | 3. | 28. | 28. | 16. |
| $h_N$ mm | 62 | 120 | 108 | 124 | 156 | 34 | 41 | 54 | 156 | 68 | 76 | 47 | 35 | 76 |
| $h_A$ mm | 24 | 73 | 86 | 108 | 176 | 29 | 14 | 8 | 29 | 14 | 16 | 11 | 15 | 39 |

| | 1969/1999 | | 1970/2000 31 Kalenderjahre | | | | | | | | | | | |
|---|---|---|---|---|---|---|---|---|---|---|---|---|---|---|
| Jahr | 1971 | 1969 | 1970 | 1996 | 1972 | 1996 | 1996 | 2000 | 1996 | 1996 | 1991 | 1971 | 1971 | 1997 |
| NQ | 0.158 | 0.198 | 0.140 | 0.234 | 0.262 | 0.290 | 0.255 | 0.180 | 0.134 | 0.103 | 0.126 | 0.145 | 0.158 | 0.271 |
| MNQ | 0.512 | 0.785 | 0.925 | 0.989 | 0.880 | 0.803 | 0.493 | 0.392 | 0.327 | 0.272 | 0.286 | 0.377 | 0.508 | 0.797 |
| MQ | 1.50 | 2.40 | 2.49 | 2.20 | 2.43 | 1.53 | 0.883 | 0.715 | 0.622 | 0.481 | 0.635 | 0.907 | 1.48 | 2.42 |
| MHQ | 10.7 | 15.8 | 16.3 | 11.8 | 15.3 | 5.79 | 4.44 | 5.05 | 4.68 | 4.73 | 5.46 | 7.93 | 10.5 | 15.8 |
| HQ | 47.4 | 53.2 | 53.4 | 34.7 | 56.2 | 13.4 | 16.9 | 30.2 | 14.4 | 23.5 | 28.6 | 71.2 | 47.4 | 53.2 |
| Jahr | 1998 | 1988 | 1995 | 1970 | 2000 | 1980 | 1984 | 1981 | 2000 | 1970 | 1998 | 1998 | 1998 | 1988 |
| $Mh_N$ mm | 92 | 107 | 99 | 70 | 89 | 62 | 59 | 72 | 76 | 68 | 76 | 77 | 89 | 108 |
| $Mh_A$ mm | 50 | 83 | 87 | 70 | 85 | 51 | 31 | 24 | 22 | 17 | 21 | 32 | 50 | 84 |

## Hauptwerte

| | | Abflussjahr (*) 2000 Jahr | Datum | Winter | Sommer | Kalenderjahr 2000 Jahr | Datum |
|---|---|---|---|---|---|---|---|
| NQ | m³/s | 0.180 | am 20.06.2000 | 0.308 | 0.180 | 0.180 | am 20.06.2000 |
| MQ | m³/s | 1.44 | | 2.43 | 0.452 | 1.33 | |
| HQ | m³/s | 56.2 | am 9.03.2000 bei W = 356 cm | 56.2 | 14.4 | 56.2 | am 9.03.2000 bei W = 356 cm |
| Nq | l/(skm²) | 2.34 | | 3.99 | 2.34 | 2.34 | |
| Mq | l/(skm²) | 18.7 | | 31.6 | 5.87 | 17.3 | |
| Hq | l/(skm²) | 729 | | 729 | 187 | 729 | |
| $h_N$ | mm | 1046 | | 604 | 442 | 975 | |
| $h_A$ | mm | 590 | | 496 | 93 | 547 | |

| | | 1970/2000 (*) 31 Jahre | | | | 1970/2000 | |
|---|---|---|---|---|---|---|---|
| NQ | m³/s | 0.103 | am 10.08.1996 | 0.140 | 0.103 | 0.103 | am 10.08.1996 |
| MNQ | m³/s | 0.212 | | 0.412 | 0.232 | 0.222 | |
| MQ | m³/s | 1.40 | | 2.10 | 0.707 | 1.40 | |
| MHQ | m³/s | 30.9 | | 28.8 | 12.7 | 30.8 | |
| HQ | m³/s | 71.2 | am 28.10.1998 bei W = 400 cm | 56.2 | 71.2 | 71.2 | am 28.10.1998 bei W = 400 cm |
| $HQ_1$ | m³/s | | | | | | |
| $HQ_5$ | m³/s | | | | | | |
| MNq | l/(skm²) | 2.75 | | 5.35 | 3.01 | 2.88 | |
| Mq | l/(skm²) | 18.1 | | 27.2 | 9.18 | 18.1 | |
| MHq | l/(skm²) | 401 | | 374 | 165 | 400 | |
| $Mh_N$ | mm | 947 | | 519 | 428 | 945 | |
| $Mh_A$ | mm | 572 | | 426 | 146 | 572 | |

## Extremwerte

| | Niedrigwasser (n) m³/s | l/(skm²) | Datum | Hochwasser m³/s | l/(skm²) | cm | Datum |
|---|---|---|---|---|---|---|---|
| 1 | 0.103 | 1.33 | 10.08.1996 | 71.2 | 924 | 400 | 28.10.1998 |
| 2 | 0.126 | 1.64 | 1.09.1991 | 56.2 | 729 | 356 | 9.03.2000 |
| 3 | 0.133 | 1.73 | 16.09.1997 | 53.4 | 693 | 340 | 30.01.1995 |
| 4 | 0.140 | 1.82 | 20.01.1970 | 53.2 | 691 | 329 | 19.12.1988 |
| 5 | 0.143 | 1.86 | 19.08.1995 | 51.5 | 668 | 333 | 30.12.1986 |
| 6 | 0.144 | 1.87 | 2.08.1999 | 47.4 | 615 | 329 | 1.11.1998 |
| 7 | 0.145 | 1.88 | 8.10.1971 | 45.5 | 591 | 310 | 13.03.1992 |
| 8 | 0.151 | 1.96 | 24.08.1989 | 43.2 | 560 | 304 | 19.03.1994 |
| 9 | 0.155 | 2.01 | 4.08.1994 | 42.7 | 554 | 306 | 2.01.1987 |
| 10 | 0.161 | 2.09 | 1.09.1983 | 39.3 | 510 | 302 | 12.03.1981 |

## Dauertabelle

| Unterschreitungsdauer in Tagen | Unterschrittene Abflüsse m³/s: Abflussjahr (*) 2000 | Kalenderjahr 2000 | 1970/2000 31 Kalenderjahre Obere Hüllkurve | Mittlere Werte | Untere Hüllkurve |
|---|---|---|---|---|---|
| 364 | 23.5 | 23.5 | 36.9 | 13.0 | 6.23 |
| 363 | 12.7 | 12.7 | 27.3 | 11.2 | 4.22 |
| 362 | 10.4 | 10.4 | 21.7 | 9.66 | 4.21 |
| 361 | 9.94 | 9.94 | 18.2 | 9.02 | 3.50 |
| 360 | 8.90 | 8.90 | 14.1 | 8.24 | 3.44 |
| 359 | 8.22 | 8.22 | 13.5 | 7.70 | 3.05 |
| 358 | 7.70 | 7.70 | 13.0 | 7.20 | 3.03 |
| 357 | 7.61 | 7.61 | 12.5 | 6.77 | 2.98 |
| 356 | 6.76 | 6.76 | 12.2 | 6.53 | 2.98 |
| 350 | 5.54 | 5.54 | 9.33 | 5.14 | 2.57 |
| 340 | 4.61 | 4.49 | 6.39 | 3.75 | 2.14 |
| 330 | 3.61 | 3.46 | 5.14 | 3.06 | 1.83 |
| 320 | 3.04 | 2.81 | 4.35 | 2.63 | 1.69 |
| 300 | 2.40 | 2.25 | 3.41 | 2.06 | 1.18 |
| 270 | 1.68 | 1.34 | 2.64 | 1.55 | 0.774 |
| 240 | 1.15 | 0.881 | 2.06 | 1.21 | 0.534 |
| 210 | 0.818 | 0.727 | 1.72 | 0.966 | 0.440 |
| 183 | 0.646 | 0.594 | 1.44 | 0.791 | 0.381 |
| 150 | 0.483 | 0.439 | 1.25 | 0.623 | 0.331 |
| 130 | 0.426 | 0.403 | 1.16 | 0.544 | 0.292 |
| 120 | 0.400 | 0.385 | 1.12 | 0.508 | 0.277 |
| 110 | 0.371 | 0.357 | 1.08 | 0.477 | 0.266 |
| 100 | 0.353 | 0.349 | 1.05 | 0.442 | 0.260 |
| 90 | 0.326 | 0.327 | 1.02 | 0.410 | 0.246 |
| 80 | 0.317 | 0.318 | 0.968 | 0.377 | 0.231 |
| 70 | 0.310 | 0.310 | 0.923 | 0.351 | 0.209 |
| 60 | 0.296 | 0.296 | 0.844 | 0.322 | 0.197 |
| 50 | 0.285 | 0.285 | 0.807 | 0.297 | 0.176 |
| 40 | 0.269 | 0.269 | 0.742 | 0.275 | 0.165 |
| 30 | 0.246 | 0.246 | 0.684 | 0.251 | 0.154 |
| 25 | 0.242 | 0.242 | 0.671 | 0.241 | 0.152 |
| 20 | 0.234 | 0.234 | 0.629 | 0.226 | 0.148 |
| 15 | 0.226 | 0.226 | 0.615 | 0.205 | 0.143 |
| 10 | 0.207 | 0.207 | 0.607 | 0.185 | 0.135 |
| 9 | 0.203 | 0.203 | 0.607 | 0.181 | 0.134 |
| 8 | 0.197 | 0.197 | 0.606 | 0.176 | 0.122 |
| 7 | 0.196 | 0.196 | 0.602 | 0.171 | 0.119 |
| 6 | 0.191 | 0.191 | 0.592 | 0.167 | 0.116 |
| 5 | 0.190 | 0.190 | 0.586 | 0.162 | 0.114 |
| 4 | 0.186 | 0.186 | 0.586 | 0.157 | 0.113 |
| 3 | 0.185 | 0.185 | 0.586 | 0.152 | 0.113 |
| 2 | 0.183 | 0.183 | 0.583 | 0.147 | 0.111 |
| 1 | 0.183 | 0.183 | 0.578 | 0.141 | 0.109 |
| 0 | 0.180 | 0.180 | 0.547 | 0.103 | 0.103 |

(*) Abflussjahr: 1.11. des Vorjahres bis 1.11.

$A_{Eo}$ : 65.1 $km^2$

PNP : NN + 125.01 m

Lage: 8.9 km oberhalb der Mündung rechts

Q $m^3/s$

Pegel : Oelkassen Nr. 4545104

Gewässer : Lenne

Gebiet : Oberweser

## Tageswerte

| Tag | 1999 Nov | 1999 Dez | 2000 Jan | Feb | Mrz | Apr | Mai | Jun | Jul | Aug | Sep | Okt | Nov | Dez |
|---|---|---|---|---|---|---|---|---|---|---|---|---|---|---|
| 1. | 0.200 | 0.422 | 1.20 | 2.29 | 2.55 | 0.913 | 0.274 | 0.167 | 0.132 | 0.185 | 0.147 | 0.158 | 0.170 | 0.151 |
| 2. | 0.222 | 0.450 | 1.15 | 1.83 | 2.24 | 0.863 | 0.272 | 0.145 | 0.134 | 0.185 | 0.203 | 0.140 | 0.182 | 0.153 |
| 3. | 0.244 | 0.535 | 1.15 | 1.71 | 3.94 | 0.774 | 0.271 | 0.144 | 0.153 | 0.185 | 0.270 | 0.140 | 0.165 | 0.154 |
| 4. | 0.249 | 0.676 | 1.15 | 1.59 | 3.12 | 0.763 | 0.269 | 0.143 | 0.209 | 0.166 | 0.224 | 0.139 | 0.162 | 0.155 |
| 5. | 0.233 | 0.569 | 1.45 | 1.48 | 2.19 | 0.715 | 0.245 | 0.182 | 0.363 | 0.166 | 0.187 | 0.139 | 0.160 | 0.156 |
| 6. | 0.238 | 0.534 | 1.24 | 1.36 | 1.90 | 0.630 | 0.244 | 0.161 | 0.286 | 0.166 | 0.188 | 0.139 | 0.157 | 0.158 |
| 7. | 0.266 | 1.16 | 1.11 | 1.26 | 1.65 | 0.583 | 0.242 | 0.224 | 0.199 | 0.165 | 0.439 | 0.156 | 0.141 | 0.145 |
| 8. | 0.363 | 1.62 | 1.06 | 1.32 | 2.14 | 0.574 | 0.241 | 0.188 | 0.201 | 0.165 | 0.300 | 0.155 | 0.139 | 0.161 |
| 9. | 0.347 | 1.12 | 0.969 | 1.67 | 5.84 | 0.565 | 0.284 | 0.150 | 0.185 | 0.165 | 0.243 | 0.155 | 0.137 | 0.200 |
| 10. | 0.330 | 0.885 | 0.877 | 1.49 | 4.93 | 0.527 | 0.238 | 0.257 | 0.207 | 0.165 | 0.205 | 0.155 | 0.134 | 0.225 |
| 11. | 0.336 | 0.815 | 0.842 | 1.44 | 3.92 | 0.519 | 0.237 | 0.240 | 0.207 | 0.165 | 0.186 | 0.154 | 0.132 | 0.471 |
| 12. | 0.318 | 1.84 | 0.807 | 1.33 | 2.94 | 0.510 | 0.213 | 0.180 | 0.187 | 0.165 | 0.185 | 0.154 | 0.130 | 0.505 |
| 13. | 0.299 | 2.31 | 0.806 | 2.20 | 2.25 | 0.502 | 0.212 | 0.162 | 0.187 | 0.165 | 0.185 | 0.153 | 0.140 | 0.540 |
| 14. | 0.305 | 1.68 | 0.771 | 2.28 | 3.39 | 0.465 | 0.211 | 0.152 | 0.272 | 0.146 | 0.184 | 0.153 | 0.137 | 0.575 |
| 15. | 0.310 | 1.40 | 0.736 | 1.94 | 4.08 | 0.457 | 0.209 | 0.190 | 0.272 | 0.146 | 0.165 | 0.152 | 0.123 | 0.640 |
| 16. | 0.316 | 1.16 | 0.736 | 1.88 | 2.86 | 0.422 | 0.208 | 0.158 | 0.225 | 0.146 | 0.221 | 0.135 | 0.120 | 1.03 |
| 17. | 0.321 | 1.07 | 0.735 | 1.70 | 2.18 | 0.415 | 0.185 | 0.146 | 0.206 | 0.430 | 0.239 | 0.134 | 0.122 | 0.785 |
| 18. | 0.353 | 1.34 | 1.01 | 1.58 | 3.13 | 0.381 | 0.205 | 0.149 | 0.206 | 0.220 | 0.183 | 0.134 | 0.123 | 0.624 |
| 19. | 0.385 | 1.16 | 1.06 | 1.83 | 2.95 | 0.399 | 0.226 | 0.152 | 0.205 | 0.717 | 0.182 | 0.151 | 0.124 | 0.534 |
| 20. | 0.392 | 1.07 | 0.920 | 2.02 | 2.06 | 0.391 | 0.224 | 0.154 | 0.205 | 0.402 | 0.182 | 0.166 | 0.125 | 0.420 |
| 21. | 0.398 | 0.974 | 1.24 | 1.78 | 1.66 | 0.359 | 0.202 | 0.142 | 0.186 | 0.292 | 0.181 | 0.164 | 0.126 | 0.374 |
| 22. | 0.404 | 0.882 | 1.39 | 1.66 | 1.43 | 0.351 | 0.221 | 0.159 | 0.205 | 0.238 | 0.162 | 0.162 | 0.127 | 0.328 |
| 23. | 0.625 | 0.811 | 1.39 | 1.79 | 1.31 | 0.344 | 0.220 | 0.147 | 0.205 | 0.219 | 0.162 | 0.159 | 0.129 | 0.331 |
| 24. | 1.02 | 0.811 | 1.01 | 1.92 | 1.19 | 0.432 | 0.198 | 0.149 | 0.186 | 0.200 | 0.161 | 0.174 | 0.130 | 0.309 |
| 25. | 0.748 | 1.16 | 0.848 | 3.35 | 1.17 | 0.353 | 0.280 | 0.151 | 0.205 | 0.182 | 0.179 | 0.171 | 0.131 | 0.286 |
| 26. | 0.607 | 1.73 | 0.818 | 3.11 | 1.32 | 0.351 | 0.237 | 0.154 | 0.204 | 0.182 | 0.197 | 0.169 | 0.132 | 0.289 |
| 27. | 0.536 | 2.66 | 0.820 | 2.63 | 1.15 | 0.349 | 0.194 | 0.140 | 0.204 | 0.181 | 0.178 | 0.167 | 0.133 | 0.291 |
| 28. | 0.479 | 2.03 | 0.820 | 2.49 | 1.04 | 0.301 | 0.192 | 0.142 | 0.269 | 0.163 | 0.160 | 0.196 | 0.161 | 0.294 |
| 29. | 0.450 | 1.56 | 1.70 | 2.64 | 1.07 | 0.300 | 0.212 | 0.145 | 0.223 | 0.163 | 0.177 | 0.193 | 0.184 | 0.297 |
| 30. | 0.422 | 1.56 | 4.48 | | 1.06 | 0.298 | 0.210 | 0.147 | 0.204 | 0.164 | 0.159 | 0.175 | 0.163 | 0.299 |
| 31. | | 1.34 | 3.20 | | 0.965 | | 0.188 | | 0.204 | 0.164 | | 0.187 | | 0.302 |

## Hauptwerte

| | 1999 Nov | 1999 Dez | 2000 Jan | Feb | Mrz | Apr | Mai | Jun | Jul | Aug | Sep | Okt | Nov | Dez |
|---|---|---|---|---|---|---|---|---|---|---|---|---|---|---|
| Tag | 1. | 1. | 17. | 7. | 31. | 30. | 17. | 27. | 1. | 14.+ | 1. | 17.+ | 16. | 7. |
| NQ | 0.200 | 0.422 | 0.735 | 1.26 | 0.965 | 0.298 | 0.185 | 0.140 | 0.132 | 0.146 | 0.147 | 0.134 | 0.120 | 0.145 |
| MQ | 0.391 | 1.20 | 1.21 | 1.92 | 2.38 | 0.494 | 0.228 | 0.164 | 0.211 | 0.212 | 0.201 | 0.157 | 0.141 | 0.361 |
| HQ | 1.05 | 2.91 | 9.50 | 4.08 | 10.4 | 0.913 | 0.916 | 0.990 | 0.416 | 1.99 | 0.557 | 0.214 | 0.208 | 1.07 |
| Tag | 23. | 12. | 30. | 25. | 14. | 1. | 25. | 10. | 5. | 19. | 7. | 30. | 1. | 16. |
| $h_N$ mm | 55 | 119 | 88 | 110 | 146 | 28 | 47 | 55 | 97 | 68 | 64 | 42 | 41 | 78 |
| $h_A$ mm | 16 | 49 | 50 | 74 | 98 | 20 | 9 | 7 | 9 | 9 | 8 | 6 | 6 | 15 |
| | 1961/1999 | | 1962/2000 | | | | | | 39 Jahre | | | | | |
| Jahr | 1964 | 1997 | 1972 | 1996 | 1972 | 1974 | 1974 | 1974+ | 1996 | 1990 | 1976 | 1976 | 1964 | 2000 |
| NQ | 0.100 | 0.184 | 0.160 | 0.179 | 0.240 | 0.160 | 0.160 | 0.140 | 0.108 | 0.052 | 0.080 | 0.080 | 0.100 | 0.145 |
| MNQ | 0.333 | 0.495 | 0.604 | 0.617 | 0.592 | 0.581 | 0.391 | 0.286 | 0.237 | 0.205 | 0.208 | 0.259 | 0.323 | 0.477 |
| MQ | 0.747 | 1.38 | 1.42 | 1.30 | 1.48 | 1.09 | 0.658 | 0.536 | 0.407 | 0.344 | 0.368 | 0.498 | 0.723 | 1.33 |
| MHQ | 4.40 | 7.89 | 7.10 | 5.86 | 6.99 | 3.85 | 3.24 | 3.57 | 2.36 | 2.00 | 2.34 | 3.28 | 4.25 | 7.54 |
| HQ | 32.4 | 30.3 | 22.3 | 21.3 | 17.7 | 24.8 | 16.0 | 22.8 | 15.3 | 21.2 | 16.0 | 42.8 | 32.4 | 30.3 |
| Jahr | 1998 | 1988 | 1968 | 1970 | 1970+ | 1994 | 1984 | 1981 | 1980 | 1981 | 1994 | 1998 | 1998 | 1988 |
| $Mh_N$ mm | 76 | 89 | 76 | 56 | 70 | 62 | 69 | 82 | 79 | 74 | 67 | 65 | 74 | 88 |
| $Mh_A$ mm | 30 | 57 | 58 | 50 | 61 | 43 | 27 | 21 | 17 | 14 | 15 | 20 | 29 | 55 |

| | Abflußjahr (*) 2000 Jahr | Datum | Winter | Sommer | Kalenderjahr 2000 Jahr | Datum |
|---|---|---|---|---|---|---|
| NQ $m^3/s$ | 0.132 | am 01.07.2000 | 0.200 | 0.132 | 0.120 | am 16.11.2000 |
| MQ $m^3/s$ | 0.728 | | 1.27 | 0.196 | 0.636 | |
| HQ $m^3/s$ | 10.4 | am 14.03.2000 bei W= 148 cm | 10.4 | 1.99 | 10.4 | am 14.03.2000 bei W= 148 cm |
| Nq $l/(skm^2)$ | 2.03 | | 3.07 | 2.03 | 1.84 | |
| Mq $l/(skm^2)$ | 11.2 | | 19.5 | 3.01 | 9.77 | |
| Hq $l/(skm^2)$ | 160 | | 160 | 30.6 | 160 | |
| $h_N$ mm | 919 | | 546 | 373 | 864 | |
| $h_A$ mm | 354 | | 307 | 48 | 309 | |
| | 1962/2000 (*) 39 Jahre | | | | 1962/2000 | |
| NQ $m^3/s$ | 0.052 | am 15.08.1990 | 0.100 | 0.052 | 0.052 | am 15.08.1990 |
| MNQ $m^3/s$ | 0.147 | | 0.265 | 0.165 | 0.161 | |
| MQ $m^3/s$ | 0.851 | | 1.24 | 0.469 | 0.845 | |
| MHQ $m^3/s$ | 14.9 | | 13.4 | 7.51 | 14.3 | |
| HQ $m^3/s$ | 42.8 | am 28.10.1998 bei W= 299 cm | 32.4 | 42.8 | 42.8 | am 28.10.1998 bei W= 299 cm |
| $HQ_1$ $m^3/s$ | | | | | | |
| $HQ_5$ $m^3/s$ | | | | | | |
| MNq $l/(skm^2)$ | 2.26 | | 4.07 | 2.53 | 2.47 | |
| Mq $l/(skm^2)$ | 13.1 | | 19.0 | 7.20 | 13.0 | |
| MHq $l/(skm^2)$ | 229 | | 206 | 115 | 220 | |
| $Mh_N$ mm | 864 | | 428 | 436 | 861 | |
| $Mh_A$ mm | 413 | | 300 | 115 | 410 | |

## Extremwerte

| | Niedrigwasser $m^3/s$ | $l/(skm^2)$ | Datum | Hochwasser $m^3/s$ | $l/(skm^2)$ | cm | Datum |
|---|---|---|---|---|---|---|---|
| 1 | 0.052 | 0.799 | 15.08.1990 | 42.8 | 657 | 299 | 28.10.1998 |
| 2 | 0.080 | 1.23 | 15.09.1976 | 32.4 | 498 | 258 | 01.11.1998 |
| 3 | 0.080 | 1.23 | 27.08.1973 | 30.3 | 465 | 243 | 19.12.1988 |
| 4 | 0.090 | 1.38 | 21.08.1975 | 24.8 | 381 | 219 | 13.04.1994 |
| 5 | 0.098 | 1.51 | 03.09.1991 | 22.8 | 350 | 195 | 04.06.1981 |
| 6 | 0.100 | 1.54 | 01.08.1964 | 22.3 | 343 | 231 | 15.01.1968 |
| 7 | 0.101 | 1.55 | 05.08.1996 | 21.3 | 327 | 202 | 23.02.1970 |
| 8 | 0.108 | 1.66 | 05.08.1992 | 21.2 | 326 | 189 | 07.08.1981 |
| 9 | 0.108 | 1.66 | 26.10.1983 | 21.0 | 323 | 201 | 17.11.1990 |
| 10 | 0.110 | 1.69 | 11.09.1974 | 19.9 | 306 | 194 | 23.01.1995 |

## Dauertabelle

Unterschrittene Abflüsse $m^3/s$

| Unterschreitungsdauer in Tagen | Abfluß-jahr (*) 2000 | Kalenderjahr 2000 | 1962/2000 39 Kalenderjahre Obere Hüllwerte | Mittlere Werte | Untere Hüllwerte |
|---|---|---|---|---|---|
| (365) | 5.84 | 5.84 | | | |
| 364 | 4.93 | 4.93 | 17.1 | 7.79 | 2.12 |
| 363 | 4.48 | 4.48 | 13.7 | 6.28 | 1.85 |
| 362 | 4.08 | 4.08 | 11.2 | 5.46 | 1.81 |
| 361 | 3.94 | 3.94 | 10.0 | 4.95 | 1.80 |
| 360 | 3.92 | 3.92 | 9.29 | 4.51 | 1.80 |
| 359 | 3.39 | 3.39 | 8.94 | 4.24 | 1.80 |
| 358 | 3.35 | 3.35 | 8.13 | 4.02 | 1.72 |
| 357 | 3.20 | 3.20 | 8.03 | 3.85 | 1.71 |
| 356 | 3.13 | 3.13 | 6.83 | 3.61 | 1.51 |
| 350 | 2.66 | 2.64 | 5.75 | 2.95 | 1.18 |
| 340 | 2.20 | 2.18 | 3.85 | 2.31 | 0.980 |
| 330 | 1.88 | 1.79 | 3.05 | 1.93 | 0.850 |
| 320 | 1.68 | 1.58 | 2.76 | 1.64 | 0.760 |
| 300 | 1.36 | 1.17 | 2.08 | 1.27 | 0.610 |
| 270 | 1.02 | 0.763 | 1.56 | 0.931 | 0.500 |
| 240 | 0.630 | 0.381 | 1.29 | 0.733 | 0.370 |
| 210 | 0.392 | 0.274 | 1.12 | 0.600 | 0.274 |
| 183 | 0.286 | 0.221 | 1.00 | 0.505 | 0.221 |
| 150 | 0.223 | 0.196 | 0.890 | 0.411 | 0.196 |
| 130 | 0.206 | 0.186 | 0.840 | 0.357 | 0.186 |
| 120 | 0.203 | 0.183 | 0.800 | 0.331 | 0.180 |
| 110 | 0.193 | 0.170 | 0.790 | 0.311 | 0.160 |
| 100 | 0.187 | 0.166 | 0.750 | 0.291 | 0.150 |
| 90 | 0.184 | 0.164 | 0.720 | 0.271 | 0.130 |
| 80 | 0.179 | 0.162 | 0.680 | 0.252 | 0.130 |
| 70 | 0.167 | 0.157 | 0.650 | 0.235 | 0.120 |
| 60 | 0.166 | 0.155 | 0.630 | 0.219 | 0.120 |
| 50 | 0.162 | 0.152 | 0.590 | 0.201 | 0.110 |
| 40 | 0.156 | 0.147 | 0.580 | 0.184 | 0.110 |
| 30 | 0.153 | 0.141 | 0.560 | 0.171 | 0.110 |
| 25 | 0.150 | 0.140 | 0.540 | 0.161 | 0.100 |
| 20 | 0.147 | 0.135 | 0.530 | 0.152 | 0.100 |
| 15 | 0.146 | 0.133 | 0.500 | 0.143 | 0.100 |
| 10 | 0.142 | 0.131 | 0.500 | 0.131 | 0.090 |
| 9 | 0.142 | 0.131 | 0.490 | 0.128 | 0.090 |
| 8 | 0.142 | 0.129 | 0.490 | 0.122 | 0.090 |
| 7 | 0.140 | 0.127 | 0.480 | 0.121 | 0.080 |
| 6 | 0.140 | 0.126 | 0.480 | 0.118 | 0.077 |
| 5 | 0.140 | 0.125 | 0.450 | 0.111 | 0.074 |
| 4 | 0.135 | 0.124 | 0.440 | 0.111 | 0.064 |
| 3 | 0.135 | 0.124 | 0.430 | 0.107 | 0.061 |
| 2 | 0.135 | 0.124 | 0.430 | 0.101 | 0.060 |
| 1 | 0.135 | 0.122 | 0.430 | 0.091 | 0.059 |
| 0 | 0.132 | 0.120 | 0.420 | 0.052 | 0.052 |

(*) Abflußjahr: 1.11. des Vorjahres bis 31.10.

Repräsentativ für die Hydrologische Landschaft Weserberge

$A_{Eo}$ : 267.22 km²
PNP : NN+118.01 m
Lage : 33.41 km oberhalb der Mündung links

# Q
m³/s

Pegel : Schieder−Ness. Nr. 4567000000100
Gewässer : Emmer
Gebiet : Weser

## Tageswerte

| Tag | 1999 Nov | 1999 Dez | 2000 Jan | Feb | Mrz | Apr | Mai | Jun | Jul | Aug | Sep | Okt | Nov | Dez |
|---|---|---|---|---|---|---|---|---|---|---|---|---|---|---|
| 1. | 1.00 | 3.68 | 4.71 | 20.6 | 15.1 | 5.12 | 2.67 | 1.53 | 1.04 | 1.36 | 0.931 | 0.794 | 2.59 | 1.51 |
| 2. | 1.02 | 4.72 | 4.28 | 14.4 | 11.3 | 4.94 | 2.57 | 1.44 | 1.15 | 1.29 | 1.24 | 0.887 | 3.50 | 1.71 |
| 3. | 1.29 | 4.71 | 4.06 | 12.0 | 22.7 | 4.79 | 2.37 | 1.43 | 2.24 | 1.21 | 2.65 | 0.783 | 2.76 | 1.57 |
| 4. | 0.994 | 4.74 | 6.39 | 9.67 | 17.7 | 4.53 | 2.30 | 1.43 | 2.42 | 1.11 | 2.83 | 0.841 | 2.48 | 1.54 |
| 5. | 0.984 | 3.03 | 9.30 | 10.1 | 12.5 | 4.19 | 2.34 | 1.47 | 4.31 | 1.11 | 1.19 | 0.832 | 2.36 | 1.45 |
| 6. | 0.948 | 3.59 | 5.73 | 8.15 | 10.2 | 3.77 | 2.36 | 1.55 | 2.35 | 1.11 | 1.11 | 0.893 | 2.35 | 1.30 |
| 7. | 1.88 | 11.6 | 5.08 | 7.37 | 9.06 | 3.63 | 2.22 | 2.13 | 1.54 | 1.11 | 2.60 | 0.807 | 2.24 | 1.37 |
| 8. | 3.74 | 11.1 | 4.31 | 7.64 | 15.9 | 3.59 | 2.19 | 1.76 | 1.46 | 1.11 | 1.68 | 0.878 | 2.12 | 2.08 |
| 9. | 1.78 | 6.51 | 3.83 | 9.83 | 52.2 | 3.57 | 2.16 | 1.45 | 1.37 | 1.13 | 1.31 | 0.929 | 1.98 | 2.00 |
| 10. | 1.43 | 5.05 | 3.56 | 8.01 | 25.4 | 3.42 | 2.09 | 1.24 | 1.40 | 1.11 | 1.13 | 0.857 | 0.998 | 1.78 |
| 11. | 1.45 | 4.43 | 3.00 | 10.8 | 24.6 | 3.41 | 2.07 | 1.24 | 1.60 | 1.08 | 1.03 | 0.880 | 1.04 | 3.81 |
| 12. | 1.28 | 17.3 | 2.90 | 7.68 | 17.7 | 3.56 | 1.96 | 1.31 | 1.42 | 1.03 | 0.966 | 0.796 | 1.03 | 5.20 |
| 13. | 1.20 | 19.2 | 2.91 | 9.79 | 13.5 | 3.54 | 1.86 | 1.23 | 1.32 | 1.03 | 0.901 | 0.905 | 1.13 | 5.02 |
| 14. | 1.19 | 12.0 | 2.77 | 8.73 | 17.3 | 3.38 | 1.86 | 1.19 | 1.57 | 1.03 | 0.888 | 0.880 | 1.09 | 8.52 |
| 15. | 1.03 | 9.05 | 2.65 | 9.63 | 19.4 | 3.25 | 1.81 | 1.32 | 1.79 | 0.982 | 0.887 | 0.877 | 0.931 | 8.25 |
| 16. | 0.987 | 6.58 | 2.53 | 9.27 | 16.1 | 3.27 | 1.79 | 1.30 | 1.62 | 0.942 | 1.59 | 0.882 | 0.783 | 10.6 |
| 17. | 1.10 | 5.34 | 2.43 | 8.67 | 12.7 | 3.14 | 1.82 | 1.23 | 1.41 | 1.15 | 1.20 | 0.812 | 0.735 | 6.68 |
| 18. | 1.07 | 8.18 | 3.11 | 9.02 | 13.2 | 2.98 | 1.83 | 1.11 | 1.31 | 1.07 | 1.03 | 0.812 | 0.984 | 4.64 |
| 19. | 1.26 | 5.70 | 2.99 | 19.5 | 11.8 | 3.44 | 1.96 | 1.11 | 1.31 | 3.50 | 0.918 | 0.812 | 0.965 | 3.61 |
| 20. | 1.37 | 4.41 | 2.90 | 16.9 | 9.85 | 3.26 | 2.11 | 1.11 | 1.31 | 2.09 | 0.830 | 0.813 | 0.965 | 2.88 |
| 21. | 1.37 | 3.75 | 6.47 | 11.4 | 8.81 | 2.95 | 1.99 | 1.22 | 1.29 | 1.38 | 0.830 | 0.813 | 0.934 | 2.47 |
| 22. | 1.38 | 3.41 | 8.27 | 9.20 | 7.73 | 2.70 | 2.03 | 1.85 | 1.39 | 1.34 | 0.921 | 0.779 | 1.04 | 2.26 |
| 23. | 4.34 | 3.33 | 9.97 | 7.97 | 7.08 | 2.69 | 1.99 | 1.17 | 1.47 | 1.12 | 0.951 | 0.814 | 1.45 | 1.99 |
| 24. | 4.54 | 3.50 | 5.60 | 8.86 | 6.56 | 4.18 | 1.78 | 1.15 | 1.31 | 1.04 | 0.863 | 1.11 | 1.66 | 1.91 |
| 25. | 3.00 | 10.0 | 4.50 | 16.0 | 6.69 | 3.58 | 1.77 | 1.22 | 1.73 | 1.03 | 1.23 | 0.913 | 1.16 | 1.91 |
| 26. | 2.74 | 13.0 | 3.97 | 14.6 | 8.71 | 2.96 | 1.75 | 1.28 | 1.85 | 0.951 | 0.875 | 0.887 | 1.10 | 1.85 |
| 27. | 1.91 | 14.9 | 3.58 | 12.5 | 7.49 | 2.63 | 1.63 | 1.09 | 1.51 | 0.992 | 0.949 | 0.986 | 1.14 | 1.90 |
| 28. | 1.99 | 10.1 | 3.26 | 11.4 | 6.88 | 2.95 | 1.57 | 1.04 | 2.69 | 1.24 | 0.988 | 2.50 | 1.37 | 1.99 |
| 29. | 2.07 | 7.10 | 15.9 | 14.5 | 6.31 | 2.85 | 1.50 | 1.05 | 1.66 | 1.01 | 0.948 | 1.71 | 1.84 | 1.81 |
| 30. | 1.62 | 6.74 | 48.9 | | 5.83 | 2.84 | 1.85 | 1.06 | 1.81 | 0.944 | 0.900 | 1.29 | 1.41 | 1.71 |
| 31. | | 5.37 | 31.8 | | 5.45 | | 1.75 | | 2.22 | 0.894 | | 1.61 | | 1.71 |
| Tag | 6. | 5. | 17. | 7. | 31. | 27. | 29. | 28. | 1. | 31. | 21. | 22. | 17. | 6. |
| NQ | 0.948 | 3.03 | 2.43 | 7.37 | 5.45 | 2.63 | 1.50 | 1.04 | 1.04 | 0.894 | 0.830 | 0.779 | 0.735 | 1.30 |
| MQ | 1.73 | 7.49 | 7.15 | 11.2 | 13.7 | 3.50 | 2.00 | 1.32 | 1.71 | 1.21 | 1.21 | 0.980 | 1.54 | 3.13 |
| HQ | 9.85 | 26.2 | 103 | 28.2 | 94.5 | 7.45 | 5.06 | 6.93 | 10.6 | 7.56 | 7.70 | 3.53 | 4.22 | 13.6 |
| Tag | 23. | 13. | 30. | 1. | 9. | 2. | 30. | 7. | 3. | 19. | 3. | 28. | 2. | 15. |
| $h_N$ mm | 62 | 138 | 107 | 121 | 138 | 39 | 41 | 48 | 145 | 60 | 68 | 48 | 38 | 81 |
| $h_A$ mm | 17 | 75 | 72 | 105 | 138 | 34 | 20 | 13 | 17 | 12 | 12 | 10 | 15 | 31 |

| | 1980/1999 | | 1981/2000 20 Kalenderjahre | | | | | | | | | | | |
|---|---|---|---|---|---|---|---|---|---|---|---|---|---|---|
| Jahr | 1991 | 1997 | 1996 | 1996 | 1996 | 1996 | 1996 | 1996 | 1996 | 1990 | 1991 | 1991 | 1991 | 1997 |
| NQ | 0.668 | 0.833 | 0.897 | 0.804 | 1.33 | 0.915 | 0.849 | 0.505 | 0.405 | 0.446 | 0.383 | 0.457 | 0.668 | 0.833 |
| MNQ | 1.72 | 2.34 | 3.12 | 3.41 | 3.24 | 2.80 | 1.88 | 1.41 | 1.08 | 0.956 | 0.978 | 1.22 | 1.66 | 2.26 |
| MQ | 4.52 | 7.03 | 8.39 | 6.90 | 7.89 | 4.54 | 2.91 | 2.20 | 1.65 | 1.45 | 1.88 | 2.81 | 4.34 | 6.87 |
| MHQ | 29.2 | 44.8 | 44.4 | 31.9 | 44.9 | 14.0 | 12.1 | 11.1 | 7.77 | 8.80 | 12.2 | 21.6 | 27.8 | 44.0 |
| HQ | 117 | 122 | 103 | 55.0 | 101 | 43.2 | 43.9 | 43.4 | 12.4 | 39.8 | 46.3 | 161 | 117 | 122 |
| Jahr | 1998 | 1986 | 2000 | 1984 | 1992 | 1994 | 1984 | 1981 | 1993 | 1981 | 1998 | 1998 | 1998 | 1986 |
| $Mh_N$ mm | 84 | 106 | 101 | 65 | 88 | 57 | 62 | 72 | 79 | 77 | 77 | 79 | 81 | 105 |
| $Mh_A$ mm | 44 | 70 | 84 | 63 | 79 | 44 | 29 | 21 | 17 | 15 | 18 | 28 | 42 | 69 |

## Hauptwerte

| | | Abflussjahr (*) 2000 Jahr | Datum | Winter | Sommer | Kalenderjahr 2000 Jahr | Datum |
|---|---|---|---|---|---|---|---|
| NQ | m³/s | 0.779 | am 22.10.2000 | 0.948 | 0.779 | 0.735 | am 17.11.2000 |
| MQ | m³/s | 4.42 | | 7.48 | 1.41 | 4.04 | |
| HQ | m³/s | 103 | am 30.01.2000 bei W = 318 cm | 103 | 10.6 | 103 | am 30.01.2000 bei W = 318 cm |
| Nq | l/(skm²) | 2.91 | | 3.55 | 2.91 | 2.75 | |
| Mq | l/(skm²) | 16.6 | | 28.0 | 5.26 | 15.1 | |
| Hq | l/(skm²) | 386 | | 386 | 39.8 | 386 | |
| $h_N$ | mm | 1015 | | 605 | 410 | 934 | |
| $h_A$ | mm | 524 | | 440 | 84 | 478 | |

| | | 1981/2000 (*) 20 Jahre | | | | 1981/2000 | |
|---|---|---|---|---|---|---|---|
| NQ | m³/s | 0.383 | am 3.09.1991 | 0.668 | 0.383 | 0.383 | am 3.09.1991 |
| MNQ | m³/s | 0.844 | | 1.52 | 0.871 | 0.869 | |
| MQ | m³/s | 4.34 | | 6.56 | 2.15 | 4.31 | |
| MHQ | m³/s | 78.7 | | 73.8 | 29.7 | 76.5 | |
| HQ | m³/s | 161 | am 28.10.1998 bei W = 391 cm | 122 | 161 | 161 | am 28.10.1998 bei W = 391 cm |
| $HQ_1$ | m³/s | 65.5 | | | | | |
| $HQ_5$ | m³/s | 100 | | | | | |
| MNq | l/(skm²) | 3.16 | | 5.70 | 3.26 | 3.25 | |
| Mq | l/(skm²) | 16.2 | | 24.6 | 8.05 | 16.1 | |
| MHq | l/(skm²) | 295 | | 276 | 111 | 286 | |
| $Mh_N$ | mm | 947 | | 501 | 446 | 944 | |
| $Mh_A$ | mm | 512 | | 385 | 128 | 509 | |

## Extremwerte

| | Niedrigwasser (n) m³/s | l/(skm²) | Datum | Hochwasser m³/s | l/(skm²) | cm | Datum |
|---|---|---|---|---|---|---|---|
| 1 | 0.383 | 1.43 | 3.09.1991 | 161 | 601 | 391 | 28.10.1998 |
| 2 | 0.405 | 1.51 | 15.07.1996 | 122 | 457 | 339 | 30.12.1986 |
| 3 | 0.446 | 1.67 | 27.08.1990 | 117 | 439 | 349 | 1.11.1998 |
| 4 | 0.560 | 2.10 | 10.08.1992 | 113 | 423 | 327 | 19.12.1988 |
| 5 | 0.571 | 2.14 | 6.10.1997 | 103 | 386 | 318 | 30.01.2000 |
| 6 | 0.614 | 2.30 | 10.09.1989 | 101 | 376 | 309 | 13.03.1992 |
| 7 | 0.705 | 2.64 | 1.10.1983 | 98.5 | 369 | 307 | 2.01.1987 |
| 8 | 0.735 | 2.75 | 17.11.2000 | 94.5 | 354 | 310 | 9.03.2000 |
| 9 | 0.765 | 2.86 | 16.09.1999 | 93.8 | 351 | 310 | 19.03.1994 |
| 10 | 0.790 | 2.96 | 29.10.1995 | 72.5 | 271 | 266 | 20.01.1986 |

## Dauertabelle

| Unterschreitungsdauer in Tagen | Unterschrittene Abflüsse m³/s: Abflussjahr (*) 2000 | Kalenderjahr 2000 | 1981/2000 20 Kalenderjahre Obere Hüllkurve | Mittlere Werte | Untere Hüllkurve |
|---|---|---|---|---|---|
| 364 | 52.2 | 52.2 | 94.2 | 41.0 | 21.1 |
| 363 | 48.9 | 48.9 | 72.0 | 33.7 | 20.3 |
| 362 | 31.8 | 31.8 | 66.0 | 29.3 | 16.9 |
| 361 | 25.4 | 25.4 | 46.0 | 25.8 | 14.4 |
| 360 | 24.6 | 24.6 | 42.9 | 23.5 | 14.1 |
| 359 | 22.7 | 22.7 | 35.7 | 21.9 | 12.8 |
| 358 | 20.6 | 20.6 | 35.0 | 20.8 | 12.0 |
| 357 | 19.5 | 19.5 | 34.8 | 19.7 | 11.6 |
| 356 | 19.4 | 19.4 | 29.9 | 18.9 | 11.1 |
| 350 | 16.9 | 16.0 | 22.0 | 15.2 | 8.38 |
| 340 | 13.5 | 12.5 | 17.3 | 11.8 | 6.57 |
| 330 | 11.4 | 10.1 | 15.3 | 9.74 | 5.69 |
| 320 | 9.85 | 9.06 | 13.2 | 8.38 | 4.68 |
| 300 | 7.97 | 6.69 | 9.87 | 6.46 | 3.30 |
| 270 | 4.72 | 3.63 | 7.31 | 4.71 | 2.39 |
| 240 | 3.50 | 2.88 | 6.08 | 3.66 | 1.82 |
| 210 | 2.70 | 2.24 | 5.07 | 2.95 | 1.41 |
| 183 | 2.07 | 1.85 | 4.25 | 2.48 | 1.25 |
| 150 | 1.62 | 1.57 | 3.67 | 2.02 | 1.10 |
| 130 | 1.43 | 1.40 | 3.27 | 1.81 | 1.00 |
| 120 | 1.34 | 1.31 | 3.16 | 1.68 | 0.946 |
| 110 | 1.29 | 1.29 | 2.99 | 1.54 | 0.883 |
| 100 | 1.24 | 1.22 | 2.89 | 1.42 | 0.850 |
| 90 | 1.19 | 1.14 | 2.71 | 1.34 | 0.800 |
| 80 | 1.11 | 1.11 | 2.59 | 1.26 | 0.759 |
| 70 | 1.10 | 1.07 | 2.48 | 1.19 | 0.728 |
| 60 | 1.03 | 1.03 | 2.41 | 1.13 | 0.694 |
| 50 | 0.994 | 0.984 | 2.30 | 1.07 | 0.657 |
| 40 | 0.949 | 0.942 | 2.25 | 0.997 | 0.623 |
| 30 | 0.905 | 0.900 | 2.18 | 0.932 | 0.582 |
| 25 | 0.888 | 0.887 | 2.16 | 0.899 | 0.569 |
| 20 | 0.880 | 0.878 | 2.12 | 0.857 | 0.550 |
| 15 | 0.863 | 0.841 | 2.09 | 0.808 | 0.535 |
| 10 | 0.830 | 0.813 | 1.99 | 0.736 | 0.519 |
| 9 | 0.814 | 0.813 | 1.99 | 0.716 | 0.510 |
| 8 | 0.813 | 0.812 | 1.98 | 0.703 | 0.508 |
| 7 | 0.813 | 0.812 | 1.98 | 0.685 | 0.503 |
| 6 | 0.812 | 0.812 | 1.97 | 0.667 | 0.498 |
| 5 | 0.812 | 0.807 | 1.97 | 0.641 | 0.489 |
| 4 | 0.812 | 0.796 | 1.96 | 0.621 | 0.484 |
| 3 | 0.807 | 0.794 | 1.96 | 0.590 | 0.470 |
| 2 | 0.796 | 0.783 | 1.96 | 0.560 | 0.465 |
| 1 | 0.794 | 0.783 | 1.95 | 0.519 | 0.457 |
| 0 | 0.779 | 0.735 | 1.95 | 0.383 | 0.383 |

*) Abflussjahr: 1.11. des Vorjahres bis 31.10.

$A_{Eo}$ : 69.34 km²
PNP : NN+119.25 m
Lage : 0.51 km oberhalb der Mündung links

# Q
m³/s

Pegel : Schieder Nr. 4568900000100
Gewässer : Niese
Gebiet : Weser

## Tageswerte

| Tag | 1999 Nov | 1999 Dez | 2000 Jan | Feb | Mrz | Apr | Mai | Jun | Jul | Aug | Sep | Okt | Nov | Dez |
|---|---|---|---|---|---|---|---|---|---|---|---|---|---|---|
| 1. | 0.225 | 0.414 | 1.03 | 3.45 | 2.59 | 0.936 | 0.564 | 0.270 | 0.261 | 0.248 | 0.209 | 0.156 | 0.330 | 0.559 |
| 2. | 0.266 | 0.598 | 0.943 | 2.37 | 2.14 | 0.936 | 0.566 | 0.272 | 0.260 | 0.252 | 0.357 | 0.161 | 0.422 | 0.579 |
| 3. | 0.281 | 0.762 | 0.876 | 1.93 | 3.65 | 0.909 | 0.552 | 0.274 | 0.292 | 0.253 | 0.557 | 0.134 | 0.351 | 0.561 |
| 4. | 0.233 | 0.759 | 1.03 | 1.57 | 3.45 | 0.868 | 0.479 | 0.238 | 0.425 | 0.254 | 0.551 | 0.152 | 0.342 | 0.548 |
| 5. | 0.233 | 0.594 | 1.43 | 1.38 | 2.50 | 0.832 | 0.448 | 0.229 | 0.944 | 0.246 | 0.303 | 0.140 | 0.324 | 0.536 |
| 6. | 0.231 | 0.494 | 1.12 | 1.23 | 2.04 | 0.736 | 0.450 | 0.261 | 0.459 | 0.235 | 0.275 | 0.158 | 0.318 | 0.532 |
| 7. | 0.258 | 1.00 | 0.973 | 1.14 | 1.75 | 0.737 | 0.449 | 0.329 | 0.346 | 0.230 | 0.446 | 0.134 | 0.317 | 0.538 |
| 8. | 0.425 | 1.36 | 0.895 | 1.15 | 1.80 | 0.695 | 0.452 | 0.301 | 0.306 | 0.240 | 0.302 | 0.143 | 0.305 | 0.625 |
| 9. | 0.420 | 1.00 | 0.804 | 1.28 | 7.46 | 0.717 | 0.589 | 0.284 | 0.284 | 0.239 | 0.260 | 0.151 | 0.295 | 0.574 |
| 10. | 0.326 | 0.795 | 0.741 | 1.18 | 5.48 | 0.711 | 0.452 | 0.266 | 0.285 | 0.234 | 0.243 | 0.143 | 0.292 | 0.621 |
| 11. | 0.359 | 0.707 | 0.719 | 1.39 | 4.34 | 0.704 | 0.392 | 0.238 | 0.297 | 0.228 | 0.257 | 0.150 | 0.289 | 0.750 |
| 12. | 0.294 | 2.49 | 0.676 | 1.18 | 3.89 | 0.711 | 0.344 | 0.240 | 0.293 | 0.232 | 0.247 | 0.151 | 0.299 | 1.01 |
| 13. | 0.282 | 2.76 | 0.661 | 1.47 | 2.72 | 0.726 | 0.317 | 0.241 | 0.249 | 0.239 | 0.248 | 0.162 | 0.315 | 1.08 |
| 14. | 0.279 | 1.89 | 0.614 | 1.51 | 2.60 | 0.678 | 0.307 | 0.243 | 0.278 | 0.238 | 0.239 | 0.147 | 0.321 | 1.49 |
| 15. | 0.269 | 1.43 | 0.615 | 1.39 | 3.43 | 0.704 | 0.300 | 0.244 | 0.358 | 0.240 | 0.238 | 0.140 | 0.311 | 1.45 |
| 16. | 0.243 | 1.02 | 0.572 | 1.38 | 2.96 | 0.688 | 0.287 | 0.246 | 0.272 | 0.238 | 0.320 | 0.142 | 0.310 | 2.06 |
| 17. | 0.253 | 0.834 | 0.655 | 1.36 | 2.40 | 0.675 | 0.285 | 0.263 | 0.246 | 0.338 | 0.276 | 0.131 | 0.310 | 1.45 |
| 18. | 0.282 | 1.19 | 0.755 | 1.40 | 2.28 | 0.613 | 0.301 | 0.275 | 0.247 | 0.254 | 0.238 | 0.141 | 0.338 | 1.10 |
| 19. | 0.283 | 0.947 | 0.774 | 2.92 | 2.01 | 0.749 | 0.313 | 0.250 | 0.247 | 0.769 | 0.227 | 0.137 | 0.307 | 0.947 |
| 20. | 0.327 | 0.763 | 0.701 | 4.10 | 1.74 | 0.666 | 0.344 | 0.252 | 0.243 | 0.425 | 0.223 | 0.136 | 0.307 | 0.811 |
| 21. | 0.299 | 0.717 | 1.43 | 2.47 | 1.53 | 0.611 | 0.304 | 0.253 | 0.242 | 0.347 | 0.237 | 0.136 | 0.303 | 0.673 |
| 22. | 0.300 | 0.647 | 1.53 | 2.01 | 1.36 | 0.614 | 0.322 | 0.260 | 0.272 | 0.285 | 0.227 | 0.135 | 0.319 | 0.686 |
| 23. | 0.607 | 0.588 | 1.51 | 1.80 | 1.21 | 0.614 | 0.322 | 0.308 | 0.240 | 0.252 | 0.206 | 0.123 | 0.370 | 1.12 |
| 24. | 1.01 | 0.589 | 1.07 | 1.96 | 1.10 | 0.911 | 0.284 | 0.259 | 0.239 | 0.218 | 0.202 | 0.174 | 0.367 | 0.631 |
| 25. | 0.705 | 1.25 | 0.867 | 3.19 | 1.25 | 0.768 | 0.308 | 0.258 | 0.405 | 0.228 | 0.218 | 0.194 | 0.326 | 0.613 |
| 26. | 0.704 | 1.90 | 0.792 | 2.96 | 1.49 | 0.636 | 0.309 | 0.258 | 0.328 | 0.205 | 0.195 | 0.193 | 0.307 | 0.586 |
| 27. | 0.556 | 2.88 | 0.786 | 2.59 | 1.24 | 0.609 | 0.283 | 0.259 | 0.272 | 0.207 | 0.187 | 0.182 | 0.341 | 0.580 |
| 28. | 0.457 | 1.97 | 0.784 | 2.23 | 1.08 | 0.592 | 0.263 | 0.259 | 0.467 | 0.254 | 0.192 | 0.397 | 0.432 | 0.611 |
| 29. | 0.420 | 1.44 | 1.80 | 2.43 | 1.13 | 0.572 | 0.284 | 0.260 | 0.322 | 0.213 | 0.164 | 0.273 | 0.582 | 0.554 |
| 30. | 0.386 | 1.42 | 7.92 | | 1.08 | 0.563 | 0.318 | 0.261 | 0.253 | 0.214 | 0.162 | 0.231 | 0.604 | 0.542 |
| 31. | | 1.14 | 4.91 | | 0.981 | | 0.313 | | 0.340 | 0.214 | | 0.265 | | 0.505 |

## Hauptwerte

| | 1999 Nov | 1999 Dez | 2000 Jan | Feb | Mrz | Apr | Mai | Jun | Jul | Aug | Sep | Okt | Nov | Dez |
|---|---|---|---|---|---|---|---|---|---|---|---|---|---|---|
| Tag | 1. | 1. | 16. | 7. | 31. | 30. | 28. | 5. | 24. | 26. | 30. | 23. | 11. | 31. |
| NQ | 0.225 | 0.414 | 0.572 | 1.14 | 0.981 | 0.563 | 0.263 | 0.229 | 0.239 | 0.205 | 0.162 | 0.123 | 0.289 | 0.505 |
| MQ | 0.374 | 1.17 | 1.29 | 1.95 | 2.41 | 0.716 | 0.371 | 0.262 | 0.322 | 0.267 | 0.267 | 0.168 | 0.345 | 0.804 |
| HQ | 1.18 | 3.74 | 13.7 | 5.09 | 13.1 | 1.01 | 0.840 | 0.392 | 1.28 | 1.59 | 1.03 | 0.543 | 0.658 | 2.33 |
| Tag | 24. | 13. | 30. | 20. | 9. | 24. | 9. | 7. | 27. | 19. | 4. | 28. | 30. | 16. |
| $h_N$ mm | 62 | 138 | 107 | 121 | 138 | 39 | 41 | 48 | 145 | 60 | 68 | 48 | 38 | 81 |
| $h_A$ mm | 14 | 45 | 50 | 70 | 93 | 27 | 14 | 10 | 12 | 10 | 10 | 6 | 13 | 31 |

| | 1980/1999 | | 1981/2000 20 Kalenderjahre | | | | | | | | | | | |
|---|---|---|---|---|---|---|---|---|---|---|---|---|---|---|
| Jahr | 1990 | 1991 | 1996 | 1997 | 1996 | 1996 | 1996 | 1996 | 1996 | 1996 | 1997 | 1990 | 1990 | 1991 |
| NQ | 0.163 | 0.174 | 0.272 | 0.295 | 0.333 | 0.199 | 0.197 | 0.137 | 0.079 | 0.065 | 0.090 | 0.083 | 0.163 | 0.174 |
| MNQ | 0.366 | 0.478 | 0.630 | 0.689 | 0.687 | 0.606 | 0.406 | 0.297 | 0.231 | 0.210 | 0.225 | 0.287 | 0.361 | 0.476 |
| MQ | 0.789 | 1.23 | 1.47 | 1.33 | 1.43 | 0.891 | 0.618 | 0.459 | 0.349 | 0.310 | 0.393 | 0.541 | 0.767 | 1.22 |
| MHQ | 4.49 | 7.43 | 7.46 | 4.97 | 6.55 | 2.05 | 2.14 | 1.79 | 1.59 | 1.43 | 1.92 | 4.29 | 4.32 | 7.34 |
| HQ | 29.4 | 27.5 | 19.5 | 11.8 | 14.4 | 5.98 | 10.4 | 5.43 | 3.52 | 2.98 | 7.71 | 44.2 | 29.4 | 27.5 |
| Jahr | 1998 | 1986 | 1987 | 1996 | 1992 | 1994 | 1984 | 1986 | 1986 | 1994 | 1998 | 1998 | 1998 | 1986 |
| $Mh_N$ mm | 84 | 106 | 101 | 65 | 88 | 57 | 62 | 72 | 79 | 77 | 77 | 79 | 81 | 105 |
| $Mh_A$ mm | 29 | 48 | 57 | 47 | 55 | 33 | 24 | 17 | 13 | 12 | 15 | 21 | 29 | 47 |

| | Abflussjahr (*) 2000 Jahr | Datum | Winter | Sommer | Kalenderjahr 2000 Jahr | Datum |
|---|---|---|---|---|---|---|
| NQ m³/s | 0.123 | am 23.10.2000 | 0.225 | 0.123 | 0.123 | am 23.10.2000 |
| MQ m³/s | 0.795 | | 1.32 | 0.276 | 0.761 | |
| HQ m³/s | 13.7 | am 30.01.2000 bei W = 104 cm | 13.7 | 1.59 | 13.7 | am 30.01.2000 bei W = 104 cm |
| Nq l/(skm²) | 1.78 | | 3.24 | 1.78 | 1.78 | |
| Mq l/(skm²) | 11.5 | | 19.0 | 3.98 | 11.0 | |
| Hq l/(skm²) | 197 | | 197 | 22.9 | 197 | |
| $h_N$ mm | 1015 | | 605 | 410 | 934 | |
| $h_A$ mm | 363 | | 299 | 63 | 347 | |

| | 1981/2000 (*) 20 Jahre | | | | 1981/2000 | |
|---|---|---|---|---|---|---|
| NQ m³/s | 0.065 | am 11.08.1996 | 0.163 | 0.065 | 0.065 | am 11.08.1996 |
| MNQ m³/s | 0.181 | | 0.312 | 0.184 | 0.183 | |
| MQ m³/s | 0.816 | | 1.19 | 0.445 | 0.813 | |
| MHQ m³/s | 15.2 | | 13.0 | 6.17 | 14.3 | |
| HQ m³/s | 44.2 | am 28.10.1998 bei W = 210 cm | 29.4 | 44.2 | 44.2 | am 28.10.1998 bei W = 210 cm |
| $HQ_1$ m³/s | 11.4 | | | | | |
| $HQ_5$ m³/s | 20.9 | | | | | |
| MNq l/(skm²) | 2.62 | | 4.50 | 2.66 | 2.64 | |
| Mq l/(skm²) | 11.8 | | 17.2 | 6.42 | 11.7 | |
| MHq l/(skm²) | 219 | | 187 | 89.0 | 206 | |
| $Mh_N$ mm | 947 | | 501 | 446 | 944 | |
| $Mh_A$ mm | 371 | | 269 | 102 | 370 | |

## Extremwerte

| | Niedrigwasser (n) m³/s | l/(skm²) | Datum | Hochwasser m³/s | l/(skm²) | cm | Datum |
|---|---|---|---|---|---|---|---|
| 1 | 0.065 | 0.942 | 11.08.1996 | 44.2 | 637 | 210 | 28.10.1998 |
| 2 | 0.083 | 1.19 | 14.10.1990 | 29.4 | 424 | 168 | 1.11.1998 |
| 3 | 0.090 | 1.30 | 26.09.1997 | 27.5 | 396 | 204 | 30.12.1986 |
| 4 | 0.100 | 1.45 | 30.09.1992 | 23.4 | 338 | 187 | 19.12.1988 |
| 5 | 0.123 | 1.78 | 23.10.2000 | 22.3 | 322 | 181 | 29.12.1986 |
| 6 | 0.132 | 1.90 | 15.09.1991 | 19.5 | 282 | 167 | 2.01.1987 |
| 7 | 0.142 | 2.05 | 15.08.1989 | 16.6 | 240 | 120 | 4.10.1993 |
| 8 | 0.154 | 2.21 | 26.07.1995 | 14.4 | 208 | 110 | 13.03.1992 |
| 9 | 0.162 | 2.34 | 5.07.1993 | 14.4 | 207 | 110 | 23.01.1995 |
| 10 | 0.164 | 2.37 | 31.08.1983 | 13.9 | 201 | 105 | 13.12.1998 |

## Dauertabelle

| Unterschreitungsdauer in Tagen | Unterschrittene Abflüsse m³/s: Abflussjahr (*) 2000 | Kalenderjahr 2000 | 1981/2000 20 Kalenderjahre Obere Hüllkurve | Mittlere Werte | Untere Hüllkurve |
|---|---|---|---|---|---|
| 364 | 7.92 | 7.92 | 18.9 | 7.54 | 3.38 |
| 363 | 7.46 | 7.46 | 15.7 | 5.99 | 2.93 |
| 362 | 5.48 | 5.48 | 12.6 | 4.99 | 2.67 |
| 361 | 4.91 | 4.91 | 9.54 | 4.53 | 2.60 |
| 360 | 4.34 | 4.34 | 8.14 | 4.08 | 2.35 |
| 359 | 4.10 | 4.10 | 7.25 | 3.77 | 2.00 |
| 358 | 3.89 | 3.89 | 7.20 | 3.54 | 2.00 |
| 357 | 3.65 | 3.65 | 7.01 | 3.30 | 1.99 |
| 356 | 3.45 | 3.45 | 6.61 | 3.14 | 1.75 |
| 350 | 2.92 | 2.92 | 4.78 | 2.50 | 1.50 |
| 340 | 2.43 | 2.28 | 3.16 | 1.97 | 1.15 |
| 330 | 1.96 | 1.80 | 2.50 | 1.66 | 0.981 |
| 320 | 1.53 | 1.49 | 2.17 | 1.45 | 0.846 |
| 300 | 1.25 | 1.15 | 1.68 | 1.17 | 0.710 |
| 270 | 0.911 | 0.792 | 1.27 | 0.911 | 0.577 |
| 240 | 0.707 | 0.636 | 1.08 | 0.739 | 0.451 |
| 210 | 0.572 | 0.552 | 0.948 | 0.619 | 0.373 |
| 183 | 0.397 | 0.357 | 0.818 | 0.540 | 0.317 |
| 150 | 0.301 | 0.308 | 0.694 | 0.445 | 0.281 |
| 130 | 0.281 | 0.292 | 0.634 | 0.395 | 0.251 |
| 120 | 0.272 | 0.283 | 0.606 | 0.370 | 0.240 |
| 110 | 0.261 | 0.272 | 0.571 | 0.345 | 0.214 |
| 100 | 0.258 | 0.260 | 0.549 | 0.324 | 0.208 |
| 90 | 0.252 | 0.254 | 0.541 | 0.308 | 0.202 |
| 80 | 0.246 | 0.248 | 0.531 | 0.293 | 0.181 |
| 70 | 0.240 | 0.243 | 0.513 | 0.277 | 0.173 |
| 60 | 0.238 | 0.239 | 0.497 | 0.262 | 0.163 |
| 50 | 0.231 | 0.234 | 0.482 | 0.244 | 0.152 |
| 40 | 0.218 | 0.218 | 0.466 | 0.227 | 0.138 |
| 30 | 0.195 | 0.195 | 0.452 | 0.206 | 0.110 |
| 25 | 0.182 | 0.182 | 0.447 | 0.193 | 0.100 |
| 20 | 0.161 | 0.161 | 0.435 | 0.182 | 0.090 |
| 15 | 0.151 | 0.151 | 0.419 | 0.168 | 0.086 |
| 10 | 0.142 | 0.142 | 0.396 | 0.152 | 0.083 |
| 9 | 0.141 | 0.141 | 0.395 | 0.149 | 0.083 |
| 8 | 0.140 | 0.140 | 0.393 | 0.145 | 0.083 |
| 7 | 0.140 | 0.140 | 0.386 | 0.140 | 0.082 |
| 6 | 0.137 | 0.137 | 0.382 | 0.136 | 0.082 |
| 5 | 0.136 | 0.136 | 0.378 | 0.131 | 0.081 |
| 4 | 0.136 | 0.136 | 0.377 | 0.119 | 0.081 |
| 3 | 0.135 | 0.135 | 0.359 | 0.109 | 0.080 |
| 2 | 0.134 | 0.134 | 0.356 | 0.100 | 0.080 |
| 1 | 0.134 | 0.134 | 0.345 | 0.088 | 0.080 |
| 0 | 0.123 | 0.123 | 0.344 | 0.065 | 0.065 |

*) Abflussjahr: 1.11. des Vorjahres bis 31.10.

$A_{Eo}$ : 99.6 $km^2$

PNP : NN + 70.41 m

Lage: 4.6 km oberhalb der Mündung links

Q $m^3/s$

Pegel : Uchtdorf Nr. 4589101

Gewässer : Exter

Gebiet : Oberweser

## Tageswerte

| Tag | 1999 Nov | 1999 Dez | 2000 Jan | Feb | Mrz | Apr | Mai | Jun | Jul | Aug | Sep | Okt | Nov | Dez |
|---|---|---|---|---|---|---|---|---|---|---|---|---|---|---|
| 1. | 0.360 | 1.06 | 1.85 | 5.70 | 4.38 | 1.61 | 0.936 | 0.359 | 0.446 | 0.381 | 0.299 | 0.280 | 0.425 | 0.278 |
| 2. | 0.425 | 1.14 | 1.62 | 4.17 | 3.60 | 1.61 | 1.02 | 0.329 | 0.450 | 0.379 | 0.402 | 0.277 | 0.741 | 0.289 |
| 3. | 0.425 | 1.14 | 1.28 | 3.43 | 8.50 | 1.49 | 0.935 | 0.326 | 1.28 | 0.406 | 0.782 | 0.273 | 0.430 | 0.280 |
| 4. | 0.296 | 1.42 | 2.30 | 2.85 | 5.59 | 1.49 | 0.680 | 0.323 | 0.955 | 0.375 | 0.556 | 0.270 | 0.330 | 0.270 |
| 5. | 0.296 | 1.14 | 3.54 | 2.45 | 4.03 | 1.29 | 0.507 | 0.320 | 0.628 | 0.344 | 0.396 | 0.242 | 0.332 | 0.335 |
| 6. | 0.329 | 1.31 | 2.29 | 2.23 | 3.44 | 1.12 | 0.470 | 0.318 | 0.716 | 0.313 | 0.328 | 0.239 | 0.334 | 0.233 |
| 7. | 0.361 | 3.59 | 1.95 | 2.12 | 2.86 | 1.12 | 0.467 | 0.315 | 0.554 | 0.311 | 0.653 | 0.236 | 0.337 | 0.241 |
| 8. | 0.362 | 4.04 | 1.39 | 2.75 | 3.73 | 1.12 | 0.464 | 0.339 | 0.474 | 0.309 | 0.322 | 0.233 | 0.339 | 0.198 |
| 9. | 0.395 | 2.22 | 1.50 | 3.92 | 10.5 | 1.12 | 1.17 | 0.336 | 0.478 | 0.307 | 0.319 | 0.230 | 0.341 | 0.190 |
| 10. | 0.459 | 1.76 | 1.19 | 2.89 | 7.35 | 1.03 | 0.490 | 0.333 | 0.482 | 0.277 | 0.316 | 0.251 | 0.344 | 0.181 |
| 11. | 0.458 | 1.76 | 1.02 | 3.48 | 8.00 | 1.03 | 0.422 | 0.330 | 0.486 | 0.276 | 0.313 | 0.294 | 0.346 | 0.784 |
| 12. | 0.425 | 6.93 | 0.856 | 2.60 | 5.95 | 1.03 | 0.419 | 0.327 | 0.575 | 0.274 | 0.310 | 0.314 | 0.348 | 1.43 |
| 13. | 0.425 | 4.88 | 0.937 | 4.24 | 4.54 | 1.03 | 0.416 | 0.324 | 0.423 | 0.217 | 0.307 | 0.287 | 0.615 | 1.75 |
| 14. | 0.424 | 3.86 | 0.854 | 3.77 | 5.57 | 1.03 | 0.413 | 0.378 | 0.569 | 0.216 | 0.304 | 0.283 | 0.618 | 2.35 |
| 15. | 0.423 | 3.29 | 0.771 | 3.62 | 6.14 | 1.03 | 0.410 | 0.941 | 0.651 | 0.214 | 0.301 | 0.280 | 0.381 | 2.62 |
| 16. | 0.423 | 2.09 | 0.688 | 3.47 | 5.22 | 1.03 | 0.376 | 1.03 | 0.564 | 0.186 | 0.530 | 0.276 | 0.384 | 2.63 |
| 17. | 0.422 | 1.87 | 0.769 | 3.32 | 4.18 | 0.943 | 0.373 | 0.951 | 0.446 | 0.292 | 0.325 | 0.250 | 0.386 | 1.68 |
| 18. | 0.421 | 2.58 | 1.01 | 3.03 | 4.87 | 0.942 | 0.401 | 0.957 | 0.349 | 0.210 | 0.351 | 0.225 | 0.362 | 1.07 |
| 19. | 0.569 | 1.86 | 1.02 | 3.47 | 4.36 | 1.03 | 0.429 | 0.962 | 0.347 | 0.315 | 0.318 | 0.227 | 0.312 | 0.824 |
| 20. | 0.652 | 1.52 | 0.864 | 4.40 | 3.43 | 0.941 | 0.456 | 0.967 | 0.345 | 0.233 | 0.315 | 0.229 | 0.314 | 0.906 |
| 21. | 0.651 | 1.21 | 1.12 | 3.47 | 3.13 | 0.941 | 0.392 | 0.972 | 0.343 | 0.258 | 0.283 | 0.231 | 0.343 | 0.616 |
| 22. | 0.650 | 1.04 | 1.63 | 3.02 | 2.55 | 0.855 | 0.389 | 1.44 | 0.373 | 0.230 | 0.280 | 0.233 | 0.334 | 0.548 |
| 23. | 1.78 | 1.12 | 1.87 | 2.88 | 2.32 | 0.855 | 0.386 | 0.820 | 0.401 | 0.203 | 0.249 | 0.235 | 0.377 | 0.555 |
| 24. | 1.66 | 1.04 | 1.31 | 2.58 | 2.08 | 1.19 | 0.383 | 0.581 | 0.399 | 0.175 | 0.247 | 0.281 | 0.684 | 0.562 |
| 25. | 1.15 | 3.84 | 1.06 | 4.57 | 1.96 | 1.19 | 0.380 | 0.748 | 0.623 | 0.200 | 0.244 | 0.306 | 0.673 | 0.568 |
| 26. | 0.982 | 4.35 | 0.987 | 4.22 | 2.84 | 1.02 | 0.377 | 0.590 | 0.786 | 0.275 | 0.241 | 0.309 | 0.661 | 0.575 |
| 27. | 0.981 | 5.35 | 0.994 | 3.60 | 2.31 | 0.938 | 0.374 | 0.594 | 0.423 | 0.299 | 0.374 | 0.288 | 0.572 | 0.582 |
| 28. | 0.896 | 3.70 | 1.00 | 3.89 | 1.96 | 0.853 | 0.343 | 0.376 | 0.863 | 0.372 | 0.370 | 0.414 | 0.639 | 0.588 |
| 29. | 0.812 | 2.70 | 4.97 | 4.04 | 2.08 | 0.852 | 0.340 | 0.351 | 0.695 | 0.269 | 0.313 | 0.495 | 0.628 | 0.595 |
| 30. | 0.644 | 2.42 | 10.4 | | 1.96 | 0.852 | 0.365 | 0.413 | 1.10 | 0.267 | 0.283 | 0.419 | 0.540 | 0.602 |
| 31. | | 2.08 | 9.12 | | 1.73 | | 0.362 | | 0.607 | 0.257 | | 0.500 | | 0.608 |

## Hauptwerte

| | 1999 Nov | 1999 Dez | 2000 Jan | Feb | Mrz | Apr | Mai | Jun | Jul | Aug | Sep | Okt | Nov | Dez |
|---|---|---|---|---|---|---|---|---|---|---|---|---|---|---|
| Tag | 4.+ | 22.+ | 16. | 7. | 31. | 29.+ | 29. | 7. | 21. | 24. | 26. | 18. | 19. | 10. |
| NQ | 0.296 | 1.04 | 0.688 | 2.12 | 1.73 | 0.852 | 0.340 | 0.315 | 0.343 | 0.175 | 0.241 | 0.225 | 0.312 | 0.181 |
| MQ | 0.619 | 2.53 | 2.01 | 3.45 | 4.23 | 1.09 | 0.495 | 0.578 | 0.575 | 0.279 | 0.354 | 0.287 | 0.449 | 0.804 |
| HQ | 2.75 | 11.2 | 27.7 | 8.56 | 22.3 | 1.73 | 2.92 | 2.34 | 4.00 | 0.769 | 1.27 | 0.500 | 1.35 | 6.57 |
| Tag | 23. | 12. | 29. | 8. | 3. | 1. | 9. | 22. | 3. | 28. | 16. | 31. | 0. | 15. |
| $h_N$ mm | 63 | 122 | 90 | 108 | 131 | 41 | 46 | 45 | 119 | 59 | 79 | 42 | 41 | 64 |
| $h_A$ mm | 16 | 68 | 54 | 87 | 114 | 28 | 13 | 15 | 15 | 8 | 9 | 8 | 12 | 22 |
| | 1960/1999 | | 1961/2000 | | | | | | 40 Jahre | | | | | |
| Jahr | 1975 | 1976 | 1977 | 1963 | 1998 | 1976 | 1976 | 1976 | 1964 | 1964 | 1964 | 1964 | 1975 | 1976 |
| NQ | 0.200 | 0.120 | 0.300 | 0.250 | 0.373 | 0.390 | 0.220 | 0.200 | 0.160 | 0.170 | 0.090 | 0.090 | 0.200 | 0.120 |
| MNQ | 0.505 | 0.743 | 0.856 | 0.877 | 0.834 | 0.807 | 0.579 | 0.454 | 0.391 | 0.349 | 0.351 | 0.373 | 0.483 | 0.702 |
| MQ | 1.38 | 2.42 | 2.45 | 2.12 | 2.20 | 1.62 | 1.08 | 0.759 | 0.686 | 0.593 | 0.643 | 0.831 | 1.32 | 2.36 |
| MHQ | 9.76 | 15.6 | 14.4 | 11.4 | 13.2 | 6.69 | 6.34 | 5.46 | 5.33 | 4.90 | 4.54 | 6.32 | 9.56 | 15.4 |
| HQ | 32.1 | 37.8 | 39.4 | 31.6 | 38.8 | 29.2 | 29.7 | 33.8 | 28.3 | 30.6 | 15.1 | 41.6 | 32.1 | 37.8 |
| Jahr | 1998 | 1988 | 1968 | 1966 | 1992 | 1969 | 1984 | 1981 | 1965 | 1972 | 1994 | 1993 | 1998 | 1988 |
| $Mh_N$ mm | 70 | 79 | 70 | 49 | 64 | 59 | 70 | 86 | 81 | 79 | 68 | 61 | 68 | 78 |
| $Mh_A$ mm | 36 | 65 | 66 | 53 | 59 | 42 | 29 | 20 | 18 | 16 | 17 | 22 | 34 | 63 |

| | Abflußjahr (*) 2000 Jahr | Datum | Winter | Sommer | Kalenderjahr 2000 Jahr | Datum |
|---|---|---|---|---|---|---|
| NQ $m^3/s$ | 0.175 | am 24.08.2000 | 0.296 | 0.175 | 0.175 | am 24.08.2000 |
| MQ $m^3/s$ | 1.37 | | 2.32 | 0.428 | 1.21 | |
| HQ $m^3/s$ | 27.7 | am 29.01.2000 bei W= 157 cm | 27.7 | 4.00 | 27.7 | am 29.01.2000 bei W= 157 cm |
| Nq $l/(s km^2)$ | 1.76 | | 2.97 | 1.76 | 1.76 | |
| Mq $l/(s km^2)$ | 13.8 | | 23.3 | 4.30 | 12.1 | |
| Hq $l/(s km^2)$ | 278 | | 278 | 40.2 | 278 | |
| $h_N$ mm | 945 | | 555 | 390 | 865 | |
| $h_A$ mm | 435 | | 366 | 68 | 384 | |
| | 1961/2000 (*) 40 Jahre | | | | 1961/2000 | |
| NQ $m^3/s$ | 0.090 | am 29.09.1964 | 0.120 | 0.090 | 0.090 | am 29.09.1964 |
| MNQ $m^3/s$ | 0.265 | | 0.410 | 0.276 | 0.261 | |
| MQ $m^3/s$ | 1.40 | | 2.04 | 0.766 | 1.39 | |
| MHQ $m^3/s$ | 25.5 | | 23.7 | 13.3 | 25.7 | |
| HQ $m^3/s$ | 41.6 | am 03.10.1993 bei W= 346 cm | 39.4 | 41.6 | 41.6 | am 03.10.1993 bei W= 346 cm |
| $HQ_1$ $m^3/s$ | | | | | | |
| $HQ_5$ $m^3/s$ | | | | | | |
| MNq $l/(s km^2)$ | 2.66 | | 4.12 | 2.77 | 2.62 | |
| Mq $l/(s km^2)$ | 14.1 | | 20.5 | 7.69 | 14.0 | |
| MHq $l/(s km^2)$ | 256 | | 238 | 134 | 258 | |
| $Mh_N$ mm | 835 | | 390 | 444 | 833 | |
| $Mh_A$ mm | 444 | | 322 | 122 | 441 | |

## Extremwerte

| | Niedrigwasser $m^3/s$ | $l/(s km^2)$ | Datum | Hochwasser $m^3/s$ | $l/(s km^2)$ | cm | Datum |
|---|---|---|---|---|---|---|---|
| 1 | 0.090 | 0.904 | 29.09.1964 | 41.6 | 418 | 346 | 03.10.1993 |
| 2 | 0.120 | 1.20 | 17.12.1976 | 39.4 | 396 | 339 | 15.01.1968 |
| 3 | 0.140 | 1.41 | 13.12.1963 | 38.8 | 390 | 338 | 13.03.1992 |
| 4 | 0.150 | 1.51 | 30.09.1977 | 37.8 | 380 | 335 | 19.12.1988 |
| 5 | 0.150 | 1.51 | 17.12.1975 | 37.3 | 374 | 334 | 30.12.1993 |
| 6 | 0.175 | 1.76 | 24.08.2000 | 36.6 | 367 | 330 | 31.12.1986 |
| 7 | 0.180 | 1.81 | 11.10.1961 | 34.9 | 350 | 325 | 27.01.1994 |
| 8 | 0.188 | 1.89 | 23.10.1990 | 34.0 | 341 | 324 | 19.03.1994 |
| 9 | 0.197 | 1.98 | 28.09.1997 | 33.8 | 339 | 332 | 30.06.1981 |
| 10 | 0.200 | 2.01 | 20.08.1978 | 32.1 | 322 | 323 | 01.11.1998 |

## Dauertabelle

Unterschrittene Abflüsse $m^3/s$

| Unterschreitungsdauer in Tagen | Abfluß-jahr (*) 2000 | Kalenderjahr 2000 | 1961/2000 40 Kalenderjahre Obere Hüllwerte | Mittlere Werte | Untere Hüllwerte |
|---|---|---|---|---|---|
| (365) | 10.5 | 10.5 | | | |
| 364 | 10.4 | 10.4 | 34.1 | 13.0 | 5.70 |
| 363 | 9.12 | 9.12 | 29.6 | 10.8 | 3.64 |
| 362 | 8.50 | 8.50 | 28.6 | 9.45 | 3.01 |
| 361 | 8.00 | 8.00 | 18.0 | 8.53 | 2.88 |
| 360 | 7.35 | 7.35 | 15.1 | 8.00 | 2.43 |
| 359 | 6.93 | 6.14 | 12.9 | 7.49 | 2.38 |
| 358 | 6.14 | 5.95 | 12.3 | 6.94 | 2.04 |
| 357 | 5.95 | 5.70 | 11.0 | 6.48 | 1.76 |
| 356 | 5.70 | 5.59 | 10.9 | 6.22 | 1.75 |
| 350 | 4.88 | 4.54 | 8.74 | 4.89 | 1.50 |
| 340 | 4.18 | 3.92 | 6.68 | 3.74 | 1.20 |
| 330 | 3.73 | 3.48 | 5.31 | 3.09 | 1.15 |
| 320 | 3.48 | 2.88 | 4.77 | 2.64 | 1.08 |
| 300 | 2.45 | 2.08 | 3.22 | 2.04 | 0.880 |
| 270 | 1.52 | 1.17 | 2.44 | 1.47 | 0.680 |
| 240 | 1.06 | 0.942 | 1.94 | 1.14 | 0.560 |
| 210 | 0.942 | 0.680 | 1.51 | 0.931 | 0.410 |
| 183 | 0.653 | 0.562 | 1.28 | 0.791 | 0.350 |
| 150 | 0.450 | 0.414 | 1.09 | 0.651 | 0.310 |
| 130 | 0.414 | 0.378 | 1.02 | 0.585 | 0.280 |
| 120 | 0.392 | 0.365 | 0.990 | 0.551 | 0.280 |
| 110 | 0.377 | 0.345 | 0.940 | 0.520 | 0.270 |
| 100 | 0.365 | 0.337 | 0.920 | 0.486 | 0.270 |
| 90 | 0.344 | 0.328 | 0.880 | 0.461 | 0.270 |
| 80 | 0.327 | 0.319 | 0.840 | 0.438 | 0.260 |
| 70 | 0.316 | 0.312 | 0.780 | 0.411 | 0.240 |
| 60 | 0.310 | 0.301 | 0.730 | 0.391 | 0.210 |
| 50 | 0.299 | 0.281 | 0.660 | 0.369 | 0.210 |
| 40 | 0.281 | 0.275 | 0.630 | 0.341 | 0.190 |
| 30 | 0.269 | 0.250 | 0.600 | 0.316 | 0.180 |
| 25 | 0.250 | 0.242 | 0.570 | 0.301 | 0.170 |
| 20 | 0.241 | 0.235 | 0.550 | 0.288 | 0.160 |
| 15 | 0.235 | 0.231 | 0.500 | 0.271 | 0.150 |
| 10 | 0.229 | 0.217 | 0.470 | 0.251 | 0.110 |
| 9 | 0.227 | 0.216 | 0.470 | 0.250 | 0.110 |
| 8 | 0.225 | 0.214 | 0.470 | 0.242 | 0.110 |
| 7 | 0.217 | 0.210 | 0.450 | 0.239 | 0.110 |
| 6 | 0.216 | 0.203 | 0.450 | 0.231 | 0.110 |
| 5 | 0.214 | 0.200 | 0.450 | 0.231 | 0.110 |
| 4 | 0.210 | 0.198 | 0.440 | 0.219 | 0.110 |
| 3 | 0.203 | 0.190 | 0.440 | 0.201 | 0.100 |
| 2 | 0.200 | 0.186 | 0.414 | 0.191 | 0.100 |
| 1 | 0.186 | 0.181 | 0.414 | 0.170 | 0.100 |
| 0 | 0.175 | 0.175 | 0.411 | 0.090 | 0.090 |

(*) Abflußjahr: 1.11. des Vorjahres bis 31.10.

Repräsentativ für die Hydrologische Landschaft Weserberge

$A_{Eo}$ : 593.00 km²
PNP : NN+ 64.21 m
Lage : 27.24 km oberhalb der Mündung rechts

# Q
m³/s

Pegel : Ahmsen Nr. 4639000000100
Gewässer : Werre
Gebiet : Weser

## Tageswerte

| Tag | 1999 Nov | 1999 Dez | 2000 Jan | Feb | Mrz | Apr | Mai | Jun | Jul | Aug | Sep | Okt | Nov | Dez |
|---|---|---|---|---|---|---|---|---|---|---|---|---|---|---|
| 1. | 2.34 | 5.74 | 10.9 | 34.2 | 22.3 | 9.91 | 5.17 | 3.52 | 3.17 | 3.89 | 3.24 | 2.61 | 3.18 | 3.08 |
| 2. | 2.67 | 7.05 | 10.1 | 24.6 | 18.9 | 9.54 | 5.05 | 3.31 | 3.17 | 4.13 | 4.67 | 2.66 | 4.56 | 3.72 |
| 3. | 2.82 | 7.25 | 9.43 | 21.3 | 30.4 | 9.13 | 5.05 | 3.25 | 5.76 | 3.61 | 4.38 | 2.46 | 3.67 | 3.16 |
| 4. | 2.46 | 8.17 | 13.7 | 17.8 | 32.2 | 8.49 | 5.04 | 3.33 | 5.86 | 3.39 | 4.54 | 2.52 | 3.03 | 2.80 |
| 5. | 2.29 | 5.88 | 20.7 | 17.2 | 21.6 | 8.28 | 4.80 | 3.32 | 7.84 | 3.35 | 3.19 | 2.53 | 3.14 | 2.89 |
| 6. | 2.33 | 6.52 | 14.4 | 15.6 | 17.9 | 7.70 | 4.61 | 3.46 | 5.58 | 3.20 | 3.36 | 2.77 | 2.98 | 2.96 |
| 7. | 2.99 | 17.2 | 12.7 | 14.6 | 15.8 | 7.33 | 4.44 | 3.74 | 3.71 | 3.22 | 6.13 | 2.52 | 3.13 | 3.01 |
| 8. | 5.08 | 17.4 | 11.3 | 14.8 | 18.6 | 7.21 | 4.39 | 4.17 | 3.28 | 3.27 | 3.58 | 2.61 | 3.07 | 3.34 |
| 9. | 3.25 | 10.8 | 10.4 | 19.3 | 47.4 | 6.99 | 4.55 | 3.33 | 3.26 | 3.76 | 3.26 | 2.92 | 2.98 | 3.17 |
| 10. | 2.89 | 8.75 | 9.31 | 16.0 | 42.7 | 6.87 | 4.61 | 3.09 | 3.34 | 3.16 | 3.08 | 2.98 | 2.87 | 3.28 |
| 11. | 3.05 | 8.76 | 8.65 | 18.6 | 33.7 | 6.64 | 4.41 | 2.91 | 4.61 | 3.14 | 2.91 | 3.12 | 2.74 | 6.39 |
| 12. | 2.94 | 26.2 | 7.73 | 15.7 | 30.7 | 6.88 | 4.42 | 2.74 | 4.78 | 3.13 | 2.96 | 2.61 | 2.68 | 6.92 |
| 13. | 2.71 | 26.8 | 8.11 | 17.0 | 23.0 | 7.02 | 4.26 | 2.68 | 3.46 | 2.99 | 2.84 | 2.89 | 3.77 | 7.44 |
| 14. | 2.84 | 20.4 | 7.82 | 17.2 | 22.0 | 6.71 | 4.09 | 2.69 | 6.06 | 3.23 | 2.79 | 2.68 | 3.15 | 10.7 |
| 15. | 2.67 | 17.0 | 7.38 | 15.9 | 32.5 | 6.34 | 3.82 | 2.96 | 6.41 | 3.43 | 2.94 | 2.51 | 2.56 | 10.6 |
| 16. | 2.54 | 11.7 | 7.11 | 16.1 | 25.2 | 6.25 | 3.78 | 3.10 | 5.46 | 3.01 | 5.68 | 2.52 | 2.38 | 13.1 |
| 17. | 2.58 | 9.99 | 7.39 | 15.6 | 20.5 | 5.86 | 3.67 | 2.75 | 4.17 | 4.49 | 3.81 | 2.52 | 2.39 | 8.64 |
| 18. | 3.24 | 12.8 | 7.64 | 14.9 | 21.6 | 5.72 | 3.92 | 2.70 | 4.00 | 3.20 | 2.92 | 2.51 | 2.37 | 6.47 |
| 19. | 3.73 | 9.93 | 7.69 | 20.1 | 23.0 | 6.35 | 4.30 | 2.94 | 3.90 | 6.19 | 2.92 | 2.58 | 2.31 | 5.51 |
| 20. | 4.49 | 8.50 | 7.23 | 21.7 | 18.4 | 6.00 | 5.17 | 3.13 | 3.81 | 3.87 | 2.65 | 2.51 | 2.45 | 5.08 |
| 21. | 3.82 | 7.97 | 9.32 | 18.3 | 16.3 | 5.44 | 4.82 | 3.18 | 3.63 | 4.12 | 2.58 | 2.51 | 2.55 | 4.86 |
| 22. | 3.78 | 7.64 | 14.2 | 15.2 | 14.8 | 5.18 | 4.57 | 4.69 | 3.80 | 3.29 | 2.88 | 2.49 | 2.86 | 4.66 |
| 23. | 6.72 | 8.37 | 18.2 | 12.8 | 13.5 | 5.12 | 4.80 | 3.92 | 4.22 | 3.05 | 2.54 | 2.60 | 4.56 | 4.44 |
| 24. | 6.33 | 8.51 | 11.6 | 12.2 | 12.7 | 8.17 | 4.17 | 4.34 | 3.51 | 2.89 | 2.43 | 3.48 | 4.49 | 4.22 |
| 25. | 4.91 | 19.5 | 9.26 | 28.6 | 12.8 | 7.85 | 4.43 | 4.57 | 5.06 | 2.84 | 2.95 | 2.79 | 3.32 | 4.20 |
| 26. | 4.86 | 23.5 | 8.39 | 23.3 | 15.0 | 6.21 | 4.72 | 3.83 | 5.43 | 2.84 | 2.95 | 2.86 | 3.15 | 4.00 |
| 27. | 4.41 | 31.5 | 8.17 | 17.5 | 14.3 | 5.98 | 4.07 | 3.30 | 3.72 | 3.13 | 4.28 | 3.14 | 3.18 | 4.18 |
| 28. | 4.24 | 21.8 | 7.99 | 16.3 | 12.8 | 5.56 | 3.77 | 3.17 | 5.46 | 5.71 | 4.25 | 4.91 | 4.19 | 4.89 |
| 29. | 4.17 | 15.3 | 23.4 | 22.6 | 12.4 | 5.41 | 3.68 | 3.19 | 4.38 | 3.31 | 3.16 | 3.68 | 3.88 | 4.28 |
| 30. | 3.91 | 13.7 | 54.1 | | 11.4 | 5.27 | 4.43 | 3.16 | 3.90 | 2.85 | 2.76 | 3.33 | 3.28 | 4.17 |
| 31. | | 12.0 | 39.8 | | 10.6 | | 3.81 | | 5.21 | 2.93 | | 4.05 | | 4.14 |
| Tag | 5. | 1. | 16. | 24. | 31. | 23. | 17. | 13. | 1. | 25. | 24. | 3. | 19. | 4. |
| NQ | 2.29 | 5.74 | 7.11 | 12.2 | 10.6 | 5.12 | 3.67 | 2.68 | 3.17 | 2.84 | 2.43 | 2.46 | 2.31 | 2.80 |
| MQ | 3.57 | 13.4 | 13.0 | 18.4 | 21.4 | 6.85 | 4.41 | 3.35 | 4.51 | 3.50 | 3.42 | 2.87 | 3.16 | 5.17 |
| HQ | 12.6 | 37.2 | 76.3 | 44.6 | 69.0 | 10.5 | 5.28 | 6.82 | 16.0 | 8.89 | 8.96 | 5.93 | 8.11 | 17.9 |
| Tag | 8. | 27. | 30. | 1. | 9. | 24. | 1. | 22. | 3. | 28. | 16. | 28. | 28. | 14. |
| $h_N$ mm | 65 | 152 | 106 | 117 | 132 | 41 | 41 | 45 | 129 | 57 | 75 | 45 | 44 | 76 |
| $h_A$ mm | 16 | 61 | 59 | 78 | 97 | 30 | 20 | 15 | 20 | 16 | 15 | 13 | 14 | 23 |

## Hauptwerte

| | 1963/1999 | | 1964/2000 37 Kalenderjahre | | | | | | | | | | | |
|---|---|---|---|---|---|---|---|---|---|---|---|---|---|---|
| Jahr | 1964 | 1964 | 1996 | 1996 | 1996 | 1996 | 1976 | 1996 | 1964 | 1996 | 1996 | 1964 | 1964 | 1964 |
| NQ | 1.43 | 1.87 | 2.15 | 2.04 | 2.04 | 2.21 | 1.90 | 1.53 | 1.51 | 1.29 | 1.11 | 1.51 | 1.43 | 1.87 |
| MNQ | 3.57 | 4.85 | 5.94 | 6.15 | 6.05 | 5.60 | 4.28 | 3.57 | 3.19 | 2.89 | 2.79 | 3.08 | 3.58 | 4.86 |
| MQ | 7.19 | 11.1 | 12.3 | 11.1 | 11.5 | 8.79 | 6.57 | 5.19 | 4.96 | 4.25 | 4.34 | 5.29 | 7.00 | 11.2 |
| MHQ | 28.3 | 45.3 | 47.0 | 38.2 | 42.6 | 22.4 | 22.5 | 20.4 | 20.9 | 18.6 | 17.6 | 21.3 | 27.1 | 45.5 |
| HQ | 110 | 144 | 155 | 151 | 94.9 | 56.2 | 88.0 | 77.9 | 63.4 | 80.0 | 51.5 | 115 | 110 | 144 |
| Jahr | 1998 | 1986 | 1968 | 1970 | 1992 | 1994 | 1978 | 1981 | 1965 | 1981 | 1993 | 1998 | 1998 | 1986 |
| $Mh_N$ mm | 77 | 90 | 81 | 59 | 74 | 60 | 69 | 78 | 78 | 72 | 71 | 67 | 75 | 92 |
| $Mh_A$ mm | 31 | 50 | 56 | 46 | 52 | 38 | 30 | 23 | 22 | 19 | 19 | 24 | 31 | 50 |

| | Abflussjahr (*) 2000 Jahr | Datum | Winter | Sommer | Kalenderjahr 2000 Jahr | Datum |
|---|---|---|---|---|---|---|
| NQ m³/s | 2.29 | am 5.11.1999 | 2.29 | 2.43 | 2.31 | am 19.11.2000 |
| MQ m³/s | 8.23 | | 12.8 | 3.68 | 7.49 | |
| HQ m³/s | 76.3 | am 30.01.2000 bei W = 211 cm | 76.3 | 16.0 | 76.3 | am 30.01.2000 bei W = 211 cm |
| Nq l/(skm²) | 3.86 | | 3.86 | 4.10 | 3.90 | |
| Mq l/(skm²) | 13.9 | | 21.6 | 6.21 | 12.6 | |
| Hq l/(skm²) | 129 | | 129 | 26.9 | 129 | |
| $h_N$ mm | 1005 | | 613 | 392 | 908 | |
| $h_A$ mm | 439 | | 340 | 99 | 399 | |
| | 1964/2000 (*) 37 Jahre | | | | 1964/2000 | |
| NQ m³/s | 1.11 | am 20.09.1996 | 1.43 | 1.11 | 1.11 | am 20.09.1996 |
| MNQ m³/s | 2.29 | | 3.18 | 2.51 | 2.44 | |
| MQ m³/s | 7.71 | | 10.4 | 5.10 | 7.70 | |
| MHQ m³/s | 77.0 | | 72.7 | 40.2 | 76.9 | |
| HQ m³/s | 155 | am 15.01.1968 bei W = 382 cm | 155 | 115 | 155 | am 15.01.1968 bei W = 382 cm |
| $HQ_1$ m³/s | 70.8 | | | | | |
| $HQ_5$ m³/s | 100 | | | | | |
| MNq l/(skm²) | 3.86 | | 5.36 | 4.22 | 4.12 | |
| Mq l/(skm²) | 13.0 | | 17.5 | 8.61 | 13.0 | |
| MHq l/(skm²) | 130 | | 123 | 67.8 | 130 | |
| $Mh_N$ mm | 876 | | 441 | 435 | 876 | |
| $Mh_A$ mm | 410 | | 274 | 137 | 410 | |

## Extremwerte

| | Niedrigwasser (n) m³/s | l/(skm²) | Datum | Hochwasser m³/s | l/(skm²) | cm | Datum |
|---|---|---|---|---|---|---|---|
| 1 | 1.11 | 1.88 | 20.09.1996 | 155 | 261 | 382 | 15.01.1968 |
| 2 | 1.23 | 2.08 | 12.09.1964 | 151 | 255 | 380 | 23.02.1970 |
| 3 | 1.53 | 2.58 | 15.09.1991 | 144 | 243 | 370 | 30.12.1986 |
| 4 | 1.71 | 2.89 | 24.08.1989 | 115 | 194 | 271 | 29.10.1998 |
| 5 | 1.74 | 2.94 | 31.10.1976 | 114 | 193 | 337 | 2.01.1987 |
| 6 | 1.79 | 3.02 | 2.09.1985 | 110 | 185 | 264 | 1.11.1998 |
| 7 | 1.83 | 3.09 | 8.08.1992 | 95.1 | 160 | 304 | 20.12.1988 |
| 8 | 1.87 | 3.16 | 26.08.1990 | 94.9 | 160 | 242 | 14.03.1992 |
| 9 | 1.92 | 3.24 | 17.09.1997 | 94.3 | 159 | 241 | 29.01.1993 |
| 10 | 1.95 | 3.30 | 3.11.1963 | 92.5 | 156 | 312 | 24.12.1967 |

## Dauertabelle

| Unterschreitungsdauer in Tagen | Unterschrittene Abflüsse m³/s: Abflussjahr (*) 2000 | Kalenderjahr 2000 | 1964/2000 37 Kalenderjahre: Obere Hüllkurve | Mittlere Werte | Untere Hüllkurve |
|---|---|---|---|---|---|
| 364 | 54.1 | 54.1 | 132 | 54.6 | 20.9 |
| 363 | 47.4 | 47.4 | 115 | 46.5 | 16.7 |
| 362 | 42.7 | 42.7 | 76.2 | 40.7 | 14.9 |
| 361 | 39.8 | 39.8 | 65.7 | 36.7 | 12.9 |
| 360 | 34.2 | 34.2 | 59.3 | 34.4 | 12.2 |
| 359 | 33.7 | 33.7 | 57.0 | 32.2 | 11.7 |
| 358 | 32.5 | 32.5 | 52.2 | 30.4 | 11.4 |
| 357 | 32.2 | 32.2 | 50.3 | 28.8 | 11.4 |
| 356 | 31.5 | 30.7 | 45.8 | 27.7 | 10.7 |
| 350 | 25.1 | 23.3 | 36.5 | 22.9 | 8.85 |
| 340 | 21.8 | 20.7 | 28.5 | 18.1 | 6.77 |
| 330 | 19.3 | 17.9 | 25.9 | 15.5 | 6.17 |
| 320 | 17.4 | 15.9 | 21.9 | 13.5 | 5.66 |
| 300 | 14.8 | 12.7 | 17.9 | 11.0 | 4.51 |
| 270 | 9.43 | 7.84 | 13.8 | 8.53 | 3.40 |
| 240 | 7.33 | 6.00 | 12.0 | 7.07 | 3.00 |
| 210 | 5.72 | 4.82 | 10.5 | 6.01 | 2.68 |
| 183 | 4.78 | 4.38 | 9.29 | 5.29 | 2.49 |
| 150 | 4.13 | 3.81 | 8.36 | 4.58 | 2.32 |
| 130 | 3.78 | 3.51 | 7.82 | 4.18 | 2.26 |
| 120 | 3.67 | 3.33 | 7.56 | 4.02 | 2.23 |
| 110 | 3.39 | 3.28 | 7.23 | 3.85 | 2.21 |
| 100 | 3.30 | 3.20 | 7.01 | 3.70 | 2.19 |
| 90 | 3.23 | 3.16 | 6.74 | 3.55 | 2.08 |
| 80 | 3.16 | 3.13 | 6.56 | 3.40 | 2.03 |
| 70 | 3.09 | 3.03 | 6.34 | 3.25 | 1.95 |
| 60 | 2.96 | 2.96 | 6.18 | 3.09 | 1.82 |
| 50 | 2.91 | 2.89 | 5.93 | 2.93 | 1.72 |
| 40 | 2.84 | 2.84 | 5.66 | 2.76 | 1.67 |
| 30 | 2.69 | 2.69 | 5.34 | 2.57 | 1.53 |
| 25 | 2.66 | 2.65 | 5.17 | 2.47 | 1.53 |
| 20 | 2.60 | 2.58 | 5.06 | 2.38 | 1.44 |
| 15 | 2.54 | 2.53 | 5.02 | 2.27 | 1.31 |
| 10 | 2.52 | 2.51 | 4.98 | 2.12 | 1.29 |
| 9 | 2.51 | 2.51 | 4.97 | 2.08 | 1.28 |
| 8 | 2.51 | 2.51 | 4.94 | 2.04 | 1.26 |
| 7 | 2.51 | 2.51 | 4.92 | 1.98 | 1.26 |
| 6 | 2.51 | 2.49 | 4.92 | 1.94 | 1.25 |
| 5 | 2.49 | 2.46 | 4.91 | 1.91 | 1.21 |
| 4 | 2.46 | 2.45 | 4.90 | 1.86 | 1.21 |
| 3 | 2.46 | 2.43 | 4.85 | 1.76 | 1.16 |
| 2 | 2.43 | 2.39 | 4.84 | 1.67 | 1.16 |
| 1 | 2.34 | 2.38 | 4.68 | 1.51 | 1.15 |
| 0 | 2.29 | 2.31 | 4.65 | 1.11 | 1.11 |

*) Abflussjahr: 1.11. des Vorjahres bis 31.10.

$A_{Eo}$ : 871.09 km²
PNP : NN+ 56.28 m
Lage : 21.37 km oberhalb der Mündung links

# Q
m³/s

Pegel : Herford Nr. 4651000000100
Gewässer : Werre
Gebiet : Weser

## Tageswerte

| Tag | 1999 Nov | 1999 Dez | 2000 Jan | Feb | Mrz | Apr | Mai | Jun | Jul | Aug | Sep | Okt | Nov | Dez |
|---|---|---|---|---|---|---|---|---|---|---|---|---|---|---|
| 1. | 4.56 | 10.4 | 17.0 | 39.8 | 38.9 | 17.4 | 8.46 | 5.14 | 3.95 | 5.67 | 5.61 | 3.93 | 4.55 | 4.44 |
| 2. | 5.22 | 11.0 | 16.0 | 30.0 | 31.6 | 16.9 | 8.58 | 5.07 | 3.85 | 6.75 | 8.00 | 4.20 | 6.44 | 5.77 |
| 3. | 5.11 | 11.4 | 15.5 | 25.2 | 70.2 | 16.2 | 8.55 | 4.99 | 8.03 | 5.64 | 6.84 | 3.68 | 5.21 | 4.82 |
| 4. | 4.55 | 12.7 | 23.3 | 21.8 | 52.4 | 15.5 | 8.12 | 5.71 | 6.91 | 5.40 | 6.94 | 3.74 | 4.30 | 4.47 |
| 5. | 4.39 | 9.90 | 31.0 | 21.5 | 35.8 | 14.8 | 7.81 | 5.45 | 17.4 | 5.15 | 5.01 | 3.71 | 4.31 | 4.56 |
| 6. | 4.37 | 11.0 | 21.1 | 19.2 | 30.3 | 13.9 | 7.65 | 6.35 | 7.00 | 4.88 | 5.70 | 4.35 | 4.50 | 4.48 |
| 7. | 6.08 | 23.9 | 19.2 | 19.4 | 28.3 | 13.3 | 7.34 | 6.84 | 4.64 | 4.89 | 10.9 | 3.92 | 4.57 | 4.66 |
| 8. | 7.51 | 24.7 | 17.0 | 22.1 | 36.6 | 13.2 | 7.59 | 6.46 | 3.98 | 5.42 | 5.71 | 3.76 | 4.56 | 5.24 |
| 9. | 4.98 | 16.4 | 15.8 | 26.8 | 106 | 13.0 | 7.52 | 5.06 | 4.06 | 6.29 | 5.24 | 5.65 | 4.48 | 4.97 |
| 10. | 4.56 | 14.1 | 14.3 | 21.6 | 65.9 | 12.9 | 7.37 | 4.88 | 4.58 | 5.10 | 4.94 | 4.62 | 4.16 | 5.43 |
| 11. | 4.73 | 14.5 | 13.4 | 25.8 | 54.3 | 12.6 | 6.97 | 4.70 | 5.88 | 4.99 | 4.83 | 5.10 | 4.01 | 11.1 |
| 12. | 4.46 | 42.3 | 12.3 | 21.6 | 47.2 | 13.9 | 6.85 | 4.67 | 5.79 | 4.90 | 4.65 | 4.27 | 3.90 | 11.2 |
| 13. | 4.31 | 37.9 | 12.2 | 25.6 | 36.3 | 12.9 | 6.57 | 4.87 | 4.35 | 4.79 | 4.49 | 4.65 | 5.48 | 12.1 |
| 14. | 4.39 | 28.6 | 11.7 | 23.6 | 37.3 | 13.4 | 6.31 | 4.77 | 9.21 | 5.13 | 4.39 | 4.13 | 4.57 | 15.4 |
| 15. | 4.52 | 23.8 | 10.8 | 23.7 | 48.8 | 12.1 | 6.40 | 5.78 | 7.87 | 5.73 | 4.55 | 3.73 | 4.17 | 15.6 |
| 16. | 4.29 | 17.4 | 10.5 | 24.7 | 38.5 | 11.6 | 6.23 | 4.96 | 6.70 | 4.95 | 9.66 | 3.82 | 4.15 | 19.0 |
| 17. | 4.52 | 16.3 | 10.8 | 24.4 | 32.4 | 11.0 | 6.49 | 4.72 | 5.29 | 9.47 | 6.17 | 3.79 | 4.10 | 12.3 |
| 18. | 5.64 | 20.2 | 11.1 | 26.1 | 31.6 | 10.7 | 6.56 | 4.55 | 4.63 | 5.25 | 4.57 | 3.77 | 4.37 | 9.38 |
| 19. | 6.68 | 15.7 | 11.2 | 33.4 | 33.2 | 12.3 | 7.72 | 4.72 | 4.45 | 10.7 | 4.48 | 3.89 | 4.20 | 8.00 |
| 20. | 8.05 | 14.0 | 10.3 | 32.3 | 28.6 | 10.5 | 8.23 | 4.68 | 4.40 | 6.12 | 4.21 | 3.93 | 4.28 | 7.20 |
| 21. | 6.18 | 12.8 | 13.6 | 26.8 | 25.7 | 9.91 | 6.81 | 5.33 | 4.02 | 7.94 | 4.39 | 3.66 | 4.11 | 6.63 |
| 22. | 6.43 | 12.2 | 21.2 | 23.9 | 24.1 | 9.65 | 7.33 | 7.49 | 4.37 | 5.85 | 4.24 | 3.50 | 4.86 | 6.41 |
| 23. | 10.8 | 14.1 | 23.2 | 22.0 | 22.0 | 9.59 | 6.75 | 5.74 | 4.69 | 5.21 | 3.88 | 3.75 | 7.79 | 6.16 |
| 24. | 9.29 | 14.3 | 15.3 | 23.7 | 21.6 | 16.7 | 6.44 | 7.75 | 4.22 | 4.61 | 3.73 | 5.91 | 6.78 | 5.95 |
| 25. | 7.52 | 28.4 | 12.9 | 46.2 | 22.3 | 12.1 | 7.25 | 7.30 | 6.66 | 4.62 | 5.10 | 3.94 | 4.96 | 5.99 |
| 26. | 7.54 | 34.5 | 11.9 | 39.9 | 26.1 | 10.1 | 6.47 | 5.82 | 7.48 | 4.48 | 4.40 | 3.85 | 4.65 | 5.88 |
| 27. | 7.05 | 43.4 | 11.7 | 30.7 | 23.0 | 10.3 | 5.66 | 5.31 | 4.54 | 5.18 | 5.83 | 4.31 | 4.74 | 6.07 |
| 28. | 7.00 | 29.4 | 11.3 | 32.1 | 21.2 | 9.43 | 5.52 | 5.03 | 8.34 | 8.42 | 6.45 | 8.00 | 6.23 | 7.07 |
| 29. | 6.70 | 22.8 | 37.6 | 38.0 | 20.0 | 8.68 | 5.68 | 5.08 | 6.51 | 5.22 | 5.14 | 5.07 | 5.51 | 6.39 |
| 30. | 6.53 | 20.1 | 78.7 | | 19.1 | 8.78 | 6.43 | 4.35 | 6.43 | 4.73 | 4.11 | 4.95 | 4.83 | 6.10 |
| 31. | | 18.2 | 56.5 | | 18.1 | | 5.56 | | 8.23 | 4.70 | | 5.73 | | 6.21 |

## Hauptwerte

| | | | | | | | | | | | | | | |
|---|---|---|---|---|---|---|---|---|---|---|---|---|---|---|
| Tag | 16. | 5. | 20. | 6. | 31. | 29. | 28. | 30. | 2. | 26. | 24. | 22. | 12. | 1. |
| NQ | 4.29 | 9.90 | 10.3 | 19.2 | 18.1 | 8.68 | 5.52 | 4.35 | 3.85 | 4.48 | 3.73 | 3.50 | 3.90 | 4.44 |
| MQ | 5.93 | 20.2 | 19.3 | 27.3 | 36.4 | 12.4 | 7.01 | 5.45 | 6.08 | 5.75 | 5.47 | 4.36 | 4.83 | 7.70 |
| HQ | 15.9 | 56.5 | 116 | 59.0 | 158 | 20.7 | 11.2 | 10.9 | 28.2 | 14.6 | 15.4 | 10.6 | 10.9 | 21.9 |
| Tag | 8. | 12. | 30. | 25. | 9. | 24. | 19. | 24. | 5. | 19. | 7. | 24. | 28. | 15. |
| $h_N$ mm | 62 | 143 | 102 | 112 | 127 | 40 | 41 | 47 | 126 | 57 | 72 | 47 | 42 | 73 |
| $h_A$ mm | 18 | 62 | 59 | 79 | 112 | 37 | 22 | 16 | 19 | 18 | 16 | 13 | 14 | 24 |

| | 1955/1999 | | 1956/2000 45 Kalenderjahre | | | | | | | | | | | |
|---|---|---|---|---|---|---|---|---|---|---|---|---|---|---|
| Jahr | 1959 | 1959 | 1960 | 1960 | 1960 | 1960 | 1960 | 1959 | 1959 | 1959 | 1959 | 1959 | 1959 | 1959 |
| NQ | 1.76 | 1.91 | 3.09 | 3.57 | 3.19 | 2.71 | 2.51 | 2.01 | 1.47 | 1.60 | 1.27 | 1.21 | 1.76 | 1.91 |
| MNQ | 5.62 | 7.39 | 9.05 | 9.56 | 9.03 | 7.86 | 5.92 | 5.10 | 4.66 | 4.33 | 4.16 | 4.65 | 5.61 | 7.38 |
| MQ | 10.7 | 16.8 | 18.4 | 16.9 | 16.9 | 12.8 | 9.03 | 7.55 | 7.54 | 6.51 | 6.75 | 8.07 | 10.6 | 16.7 |
| MHQ | 42.9 | 76.5 | 74.1 | 60.2 | 70.8 | 34.8 | 34.5 | 31.6 | 32.8 | 27.5 | 28.0 | 33.9 | 43.0 | 75.8 |
| HQ | 174 | 246 | 214 | 229 | 215 | 101 | 149 | 133 | 174 | 108 | 101 | 189 | 174 | 246 |
| Jahr | 1998 | 1960 | 1968 | 1970 | 1992 | 1994 | 1984 | 1981 | 1956 | 1981 | 1957 | 1998 | 1998 | 1960 |
| $Mh_N$ mm | 71 | 89 | 79 | 57 | 67 | 58 | 66 | 76 | 80 | 76 | 69 | 66 | 72 | 89 |
| $Mh_A$ mm | 32 | 52 | 57 | 47 | 52 | 38 | 28 | 22 | 23 | 20 | 20 | 25 | 32 | 51 |

| | | Abflussjahr (*) 2000 Jahr | Datum | Winter | Sommer | Kalenderjahr 2000 Jahr | Datum |
|---|---|---|---|---|---|---|---|
| NQ | m³/s | 3.50 | am 22.10.2000 | 4.29 | 3.50 | 3.50 | am 22.10.2000 |
| MQ | m³/s | 13.0 | | 20.3 | 5.69 | 11.8 | |
| HQ | m³/s | 158 | am 9.03.2000 bei W = 390 cm | 158 | 28.2 | 158 | am 9.03.2000 bei W = 390 cm |
| Nq | l/(skm²) | 4.02 | | 4.93 | 4.02 | 4.02 | |
| Mq | l/(skm²) | 14.9 | | 23.3 | 6.53 | 13.6 | |
| Hq | l/(skm²) | 181 | | 181 | 32.4 | 181 | |
| $h_N$ | mm | 976 | | 586 | 390 | 886 | |
| $h_A$ | mm | 470 | | 367 | 104 | 429 | |

| | | 1956/2000 (*) 45 Jahre | | | | 1956/2000 | |
|---|---|---|---|---|---|---|---|
| NQ | m³/s | 1.21 | am 11.10.1959 | 1.76 | 1.21 | 1.21 | am 11.10.1959 |
| MNQ | m³/s | 3.52 | | 5.11 | 3.73 | 3.68 | |
| MQ | m³/s | 11.5 | | 15.4 | 7.58 | 11.5 | |
| MHQ | m³/s | 130 | | 122 | 66.2 | 132 | |
| HQ | m³/s | 246 | am 4.12.1960 bei W = 534 cm | 246 | 189 | 246 | am 4.12.1960 bei W = 534 cm |
| $HQ_1$ | m³/s | 124 | | | | | |
| $HQ_5$ | m³/s | 170 | | | | | |
| MNq | l/(skm²) | 4.04 | | 5.86 | 4.29 | 4.22 | |
| Mq | l/(skm²) | 13.2 | | 17.7 | 8.70 | 13.2 | |
| MHq | l/(skm²) | 150 | | 140 | 76.0 | 151 | |
| $Mh_N$ | mm | 856 | | 422 | 434 | 855 | |
| $Mh_A$ | mm | 416 | | 278 | 138 | 415 | |

## Extremwerte

| | Niedrigwasser (n) m³/s | l/(skm²) | Datum | Hochwasser m³/s | l/(skm²) | cm | Datum |
|---|---|---|---|---|---|---|---|
| 1 | 1.21 | 1.39 | 11.10.1959 | 246 | 282 | 534 | 4.12.1960 |
| 2 | 1.68 | 1.93 | 30.09.1964 | 229 | 263 | 522 | 23.02.1970 |
| 3 | 1.84 | 2.11 | 21.07.1960 | 217 | 249 | 470 | 30.12.1986 |
| 4 | 2.13 | 2.44 | 22.09.1976 | 215 | 246 | 451 | 13.03.1992 |
| 5 | 2.18 | 2.51 | 30.10.1971 | 214 | 246 | 510 | 15.01.1968 |
| 6 | 2.40 | 2.76 | 21.09.1963 | 189 | 217 | 441 | 28.10.1998 |
| 7 | 2.43 | 2.79 | 15.09.1991 | 174 | 200 | 426 | 1.11.1998 |
| 8 | 2.65 | 3.04 | 8.08.1992 | 174 | 199 | 518 | 15.07.1956 |
| 9 | 2.80 | 3.21 | 6.08.1977 | 167 | 191 | 434 | 2.01.1987 |
| 10 | 2.94 | 3.38 | 1.10.1973 | 165 | 190 | 407 | 19.03.1994 |

## Dauertabelle

| Unterschreitungsdauer in Tagen | Unterschrittene Abflüsse m³/s: Abflussjahr (*) 2000 | Kalenderjahr 2000 | 1956/2000 45 Kalenderjahre Obere Hüllkurve | Mittlere Werte | Untere Hüllkurve |
|---|---|---|---|---|---|
| 364 | 106 | 106 | 189 | 89.7 | 26.7 |
| 363 | 78.7 | 78.7 | 161 | 73.6 | 26.6 |
| 362 | 70.2 | 70.2 | 123 | 64.0 | 21.6 |
| 361 | 65.9 | 65.9 | 121 | 58.5 | 15.3 |
| 360 | 56.5 | 56.5 | 114 | 53.3 | 14.6 |
| 359 | 54.3 | 54.3 | 95.7 | 49.0 | 14.6 |
| 358 | 52.4 | 52.4 | 78.1 | 45.9 | 14.5 |
| 357 | 48.8 | 48.8 | 75.6 | 43.3 | 13.3 |
| 356 | 47.2 | 47.2 | 67.0 | 41.6 | 12.9 |
| 350 | 38.9 | 38.0 | 53.9 | 33.5 | 10.9 |
| 340 | 33.4 | 32.1 | 47.4 | 26.6 | 8.93 |
| 330 | 30.0 | 26.8 | 41.2 | 22.8 | 7.98 |
| 320 | 25.8 | 23.9 | 36.4 | 19.9 | 7.24 |
| 300 | 22.0 | 19.4 | 28.4 | 16.2 | 6.33 |
| 270 | 15.8 | 12.9 | 22.5 | 12.7 | 5.44 |
| 240 | 12.1 | 10.1 | 17.4 | 10.4 | 4.47 |
| 210 | 9.47 | 7.59 | 14.9 | 8.90 | 3.44 |
| 183 | 7.52 | 6.51 | 13.7 | 7.82 | 2.78 |
| 150 | 6.44 | 5.77 | 12.4 | 6.75 | 2.28 |
| 130 | 5.74 | 5.40 | 11.3 | 6.18 | 2.21 |
| 120 | 5.64 | 5.18 | 11.0 | 5.95 | 2.16 |
| 110 | 5.29 | 5.07 | 10.7 | 5.74 | 2.10 |
| 100 | 5.13 | 4.95 | 10.5 | 5.51 | 2.06 |
| 90 | 5.01 | 4.82 | 10.3 | 5.29 | 2.00 |
| 80 | 4.88 | 4.68 | 10.1 | 5.07 | 1.92 |
| 70 | 4.70 | 4.61 | 9.79 | 4.83 | 1.90 |
| 60 | 4.62 | 4.54 | 9.41 | 4.59 | 1.86 |
| 50 | 4.52 | 4.40 | 9.30 | 4.35 | 1.81 |
| 40 | 4.39 | 4.31 | 9.07 | 4.10 | 1.76 |
| 30 | 4.29 | 4.16 | 8.92 | 3.84 | 1.72 |
| 25 | 4.20 | 4.10 | 8.49 | 3.70 | 1.68 |
| 20 | 3.98 | 3.95 | 8.39 | 3.49 | 1.65 |
| 15 | 3.92 | 3.90 | 7.79 | 3.26 | 1.60 |
| 10 | 3.82 | 3.82 | 7.36 | 2.90 | 1.52 |
| 9 | 3.79 | 3.79 | 7.36 | 2.82 | 1.49 |
| 8 | 3.77 | 3.77 | 7.27 | 2.73 | 1.48 |
| 7 | 3.76 | 3.76 | 7.18 | 2.62 | 1.47 |
| 6 | 3.75 | 3.75 | 7.10 | 2.49 | 1.47 |
| 5 | 3.74 | 3.74 | 6.85 | 2.34 | 1.45 |
| 4 | 3.73 | 3.73 | 6.80 | 2.18 | 1.39 |
| 3 | 3.73 | 3.73 | 6.76 | 2.08 | 1.37 |
| 2 | 3.71 | 3.71 | 6.68 | 1.93 | 1.35 |
| 1 | 3.68 | 3.68 | 6.60 | 1.78 | 1.27 |
| 0 | 3.50 | 3.50 | 6.60 | 1.21 | 1.21 |

*) Abflussjahr: 1.11. des Vorjahres bis 31.10.

$A_{Eo}$ : 1335.11 km²
PNP : NN+ 47.00 m
Lage : 10.40 km oberhalb der Mündung rechts

# Q
m³/s

Pegel : Löhne Nr. 4670000000100
Gewässer : Werre
Gebiet : Weser

## Tageswerte

| Tag | 1999 Nov | 1999 Dez | 2000 Jan | Feb | Mrz | Apr | Mai | Jun | Jul | Aug | Sep | Okt | Nov | Dez |
|---|---|---|---|---|---|---|---|---|---|---|---|---|---|---|
| 1. | 6.54 | 11.8 | 21.3 | 67.8 | 54.3 | 24.5 | 12.2 | 7.56 | 5.74 | 8.66 | 6.61 | 5.32 | 7.81 | 5.10 |
| 2. | 6.96 | 13.9 | 18.8 | 49.8 | 44.5 | 23.5 | 12.7 | 7.42 | 5.78 | 13.0 | 8.20 | 5.64 | 9.94 | 7.43 |
| 3. | 6.93 | 14.2 | 18.3 | 40.7 | 90.6 | 22.7 | 13.0 | 7.33 | 10.1 | 9.73 | 7.06 | 5.18 | 8.79 | 6.48 |
| 4. | 6.31 | 17.5 | 31.4 | 33.7 | 90.4 | 21.4 | 12.5 | 7.93 | 9.12 | 8.25 | 7.97 | 5.71 | 7.57 | 6.05 |
| 5. | 6.55 | 12.3 | 50.2 | 33.1 | 54.1 | 20.7 | 12.0 | 7.56 | 29.1 | 7.75 | 6.07 | 6.82 | 7.17 | 6.30 |
| 6. | 6.33 | 13.0 | 30.9 | 28.9 | 44.7 | 19.0 | 11.6 | 11.7 | 11.8 | 7.45 | 6.09 | 7.62 | 7.55 | 6.66 |
| 7. | 8.02 | 32.8 | 26.8 | 28.4 | 40.5 | 18.3 | 11.2 | 9.38 | 7.50 | 7.37 | 12.1 | 7.23 | 7.79 | 7.26 |
| 8. | 11.6 | 38.1 | 23.1 | 31.9 | 50.2 | 18.0 | 11.5 | 9.20 | 6.34 | 7.60 | 5.76 | 6.97 | 7.59 | 7.84 |
| 9. | 7.99 | 24.2 | 20.8 | 47.8 | 120 | 18.5 | 11.6 | 7.35 | 6.27 | 8.30 | 4.63 | 9.11 | 7.63 | 7.72 |
| 10. | 7.02 | 19.8 | 17.7 | 33.9 | 104 | 18.2 | 11.4 | 7.01 | 6.70 | 7.18 | 4.31 | 8.06 | 7.21 | 8.36 |
| 11. | 7.18 | 19.0 | 17.9 | 39.9 | 81.0 | 17.9 | 11.0 | 6.73 | 7.60 | 7.00 | 4.47 | 8.21 | 6.86 | 16.9 |
| 12. | 7.00 | 63.7 | 18.1 | 31.6 | 72.3 | 20.1 | 10.9 | 6.40 | 8.34 | 6.92 | 5.23 | 7.22 | 6.92 | 17.7 |
| 13. | 6.61 | 61.5 | 17.6 | 42.2 | 54.9 | 18.9 | 10.6 | 6.39 | 6.73 | 6.62 | 4.94 | 7.41 | 8.60 | 19.9 |
| 14. | 6.68 | 46.1 | 16.8 | 38.2 | 53.8 | 20.6 | 10.0 | 6.23 | 11.4 | 6.55 | 4.88 | 7.02 | 8.26 | 28.4 |
| 15. | 6.71 | 37.5 | 15.5 | 35.8 | 71.5 | 18.3 | 10.1 | 7.03 | 10.5 | 7.51 | 4.87 | 6.45 | 7.29 | 23.9 |
| 16. | 6.26 | 25.9 | 14.8 | 36.7 | 57.1 | 17.8 | 9.65 | 6.53 | 9.92 | 6.48 | 9.73 | 7.03 | 7.25 | 31.1 |
| 17. | 6.46 | 23.0 | 15.7 | 36.4 | 47.2 | 16.8 | 10.1 | 6.02 | 7.78 | 10.5 | 6.09 | 6.56 | 7.16 | 20.4 |
| 18. | 7.87 | 33.5 | 16.3 | 38.8 | 48.0 | 16.5 | 10.6 | 5.85 | 7.58 | 7.23 | 4.73 | 6.39 | 7.53 | 15.4 |
| 19. | 10.0 | 24.3 | 15.4 | 51.4 | 47.8 | 18.4 | 11.8 | 5.67 | 7.24 | 11.4 | 5.40 | 6.49 | 7.71 | 13.5 |
| 20. | 12.4 | 21.0 | 14.7 | 49.7 | 39.6 | 14.5 | 12.3 | 5.02 | 7.13 | 7.85 | 5.17 | 6.68 | 7.70 | 11.6 |
| 21. | 9.33 | 18.5 | 19.8 | 39.4 | 35.7 | 13.3 | 10.5 | 5.69 | 7.06 | 8.15 | 5.25 | 6.43 | 7.28 | 10.8 |
| 22. | 8.97 | 15.9 | 31.7 | 33.8 | 33.0 | 13.1 | 11.1 | 8.03 | 7.49 | 6.94 | 5.42 | 6.20 | 7.49 | 10.4 |
| 23. | 16.2 | 19.0 | 40.5 | 30.3 | 30.1 | 13.1 | 9.86 | 6.52 | 7.99 | 6.46 | 5.02 | 6.40 | 11.0 | 10.2 |
| 24. | 13.6 | 22.2 | 25.1 | 31.2 | 29.6 | 25.3 | 9.04 | 8.42 | 7.57 | 5.61 | 4.46 | 9.43 | 11.0 | 9.90 |
| 25. | 10.3 | 44.6 | 19.8 | 64.1 | 32.7 | 18.9 | 11.9 | 8.23 | 9.36 | 5.22 | 5.11 | 7.32 | 8.46 | 9.97 |
| 26. | 10.1 | 51.9 | 16.9 | 64.1 | 46.7 | 15.0 | 9.52 | 6.50 | 11.3 | 5.41 | 5.11 | 7.12 | 7.91 | 9.69 |
| 27. | 9.23 | 71.4 | 16.4 | 43.9 | 38.7 | 15.8 | 7.95 | 5.78 | 7.95 | 5.12 | 7.10 | 7.63 | 6.74 | 9.72 |
| 28. | 9.27 | 48.1 | 15.7 | 40.9 | 33.7 | 14.0 | 7.90 | 5.66 | 11.5 | 7.92 | 8.53 | 12.0 | 8.03 | 11.0 |
| 29. | 8.60 | 34.4 | 50.6 | 53.8 | 30.7 | 12.7 | 8.30 | 5.71 | 10.1 | 3.70 | 7.03 | 9.31 | 8.03 | 10.5 |
| 30. | 8.05 | 29.3 | 128 | | 27.9 | 12.5 | 8.99 | 5.62 | 9.11 | 2.80 | 5.64 | 8.07 | 5.15 | 9.61 |
| 31. | | 24.9 | 91.6 | | 25.9 | | 7.94 | | 12.0 | 4.05 | | 9.85 | | 10.1 |

## Hauptwerte

| | 1999 Nov | 1999 Dez | 2000 Jan | Feb | Mrz | Apr | Mai | Jun | Jul | Aug | Sep | Okt | Nov | Dez |
|---|---|---|---|---|---|---|---|---|---|---|---|---|---|---|
| Tag | 16. | 1. | 20. | 7. | 31. | 30. | 28. | 20. | 1. | 30. | 10. | 3. | 30. | 1. |
| NQ | 6.26 | 11.8 | 14.7 | 28.4 | 25.9 | 12.5 | 7.90 | 5.02 | 5.74 | 2.80 | 4.31 | 5.18 | 5.15 | 5.10 |
| MQ | 8.50 | 30.1 | 28.3 | 41.3 | 52.6 | 17.9 | 10.6 | 7.02 | 9.17 | 7.25 | 6.10 | 7.32 | 7.85 | 12.3 |
| HQ | 19.8 | 87.0 | 159 | 93.0 | 170 | 35.2 | 16.1 | 16.5 | 43.6 | 16.0 | 16.9 | 13.0 | 14.0 | 34.1 |
| Tag | 23. | 12. | 30. | 1. | 9. | 24. | 19. | 6. | 5. | 2. | 7. | 28. | 24. | 16. |
| $h_N$ mm | 56 | 140 | 96 | 105 | 120 | 38 | 42 | 52 | 126 | 58 | 68 | 47 | 39 | 68 |
| $h_A$ mm | 17 | 60 | 57 | 78 | 106 | 35 | 21 | 14 | 18 | 15 | 12 | 15 | 15 | 25 |

| | 1982/1999 | | 1983/2000 18 Kalenderjahre | | | | | | | | | | | |
|---|---|---|---|---|---|---|---|---|---|---|---|---|---|---|
| Jahr | 1990 | 1997 | 1996 | 1996 | 1996 | 1996 | 1996 | 1996 | 1996 | 1996 | 1991 | 1997 | 1990 | 2000 |
| NQ | 3.96 | 6.21 | 4.82 | 4.36 | 4.92 | 3.09 | 2.58 | 1.00 | 2.32 | 1.64 | 2.82 | 3.48 | 3.96 | 5.10 |
| MNQ | 8.28 | 10.7 | 15.2 | 15.7 | 15.6 | 12.3 | 8.38 | 6.82 | 5.83 | 4.72 | 4.96 | 7.08 | 8.24 | 10.5 |
| MQ | 17.6 | 27.0 | 34.5 | 27.9 | 30.9 | 20.5 | 13.6 | 10.4 | 8.29 | 7.16 | 9.25 | 13.0 | 17.5 | 26.7 |
| MHQ | 73.4 | 121 | 123 | 89.9 | 122 | 53.7 | 42.2 | 38.2 | 30.0 | 26.5 | 40.0 | 61.1 | 72.1 | 118 |
| HQ | 232 | 335 | 255 | 159 | 294 | 119 | 189 | 75.2 | 44.8 | 42.0 | 113 | 261 | 232 | 335 |
| Jahr | 1998 | 1986 | 1987 | 1984 | 1992 | 1994 | 1984 | 1984 | 1993 | 1991 | 1993 | 1998 | 1998 | 1986 |
| $Mh_N$ mm | 72 | 95 | 86 | 60 | 75 | 54 | 59 | 71 | 72 | 68 | 80 | 73 | 70 | 94 |
| $Mh_A$ mm | 34 | 54 | 69 | 51 | 62 | 40 | 27 | 20 | 17 | 14 | 18 | 26 | 34 | 53 |

| | | Abflussjahr (*) 2000 Jahr | Datum | Winter | Sommer | Kalenderjahr 2000 Jahr | Datum |
|---|---|---|---|---|---|---|---|
| NQ | m³/s | 2.80 | am 30.08.2000 | 6.26 | 2.80 | 2.80 | am 30.08.2000 |
| MQ | m³/s | 18.8 | | 29.9 | 7.93 | 17.3 | |
| HQ | m³/s | 170 | am 9.03.2000 bei W = 387 cm | 170 | 43.6 | 170 | am 9.03.2000 bei W = 387 cm |
| Nq | l/(skm²) | 2.10 | | 4.69 | 2.10 | 2.10 | |
| Mq | l/(skm²) | 14.1 | | 22.4 | 5.94 | 12.9 | |
| Hq | l/(skm²) | 127 | | 127 | 32.6 | 127 | |
| $h_N$ | mm | 948 | | 555 | 393 | 859 | |
| $h_A$ | mm | 446 | | 352 | 94 | 409 | |

| | | 1983/2000 (*) 18 Jahre | | | | 1983/2000 | |
|---|---|---|---|---|---|---|---|
| NQ | m³/s | 1.00 | am 13.06.1996 | 3.09 | 1.00 | 1.00 | am 13.06.1996 |
| MNQ | m³/s | 3.97 | | 7.20 | 4.29 | 4.23 | |
| MQ | m³/s | 18.3 | | 26.5 | 10.3 | 18.3 | |
| MHQ | m³/s | 200 | | 195 | 83.4 | 199 | |
| HQ | m³/s | 335 | am 31.12.1986 bei W = 537 cm | 335 | 261 | 335 | am 31.12.1986 bei W = 537 cm |
| $HQ_1$ | m³/s | 183 | | | | | |
| $HQ_5$ | m³/s | 257 | | | | | |
| MNq | l/(skm²) | 2.97 | | 5.39 | 3.21 | 3.17 | |
| Mq | l/(skm²) | 13.7 | | 19.8 | 7.71 | 13.7 | |
| MHq | l/(skm²) | 150 | | 146 | 62.5 | 149 | |
| $Mh_N$ | mm | 864 | | 442 | 422 | 862 | |
| $Mh_A$ | mm | 433 | | 311 | 123 | 432 | |

## Extremwerte

| | Niedrigwasser (n) m³/s | l/(skm²) | Datum | Hochwasser m³/s | l/(skm²) | cm | Datum |
|---|---|---|---|---|---|---|---|
| 1 | 1.00 | 0.749 | 13.06.1996 | 335 | 251 | 537 | 31.12.1986 |
| 2 | 2.80 | 2.10 | 30.08.2000 | 294 | 220 | 505 | 14.03.1992 |
| 3 | 2.82 | 2.11 | 15.09.1991 | 261 | 196 | 491 | 29.10.1998 |
| 4 | 3.48 | 2.60 | 5.10.1997 | 255 | 191 | 472 | 2.01.1987 |
| 5 | 3.53 | 2.65 | 16.08.1995 | 254 | 190 | 472 | 29.01.1993 |
| 6 | 3.55 | 2.66 | 11.09.1994 | 236 | 177 | 456 | 28.01.1994 |
| 7 | 3.58 | 2.68 | 13.08.1990 | 232 | 174 | 452 | 31.12.1993 |
| 8 | 3.58 | 2.68 | 6.08.1992 | 232 | 174 | 465 | 1.11.1998 |
| 9 | 3.72 | 2.79 | 17.08.1986 | 232 | 174 | 450 | 20.12.1988 |
| 10 | 4.07 | 3.05 | 4.11.1983 | 224 | 168 | 443 | 4.10.1993 |

## Dauertabelle

| Unterschreitungsdauer in Tagen | Unterschrittene Abflüsse m³/s: Abflussjahr (*) 2000 | Kalenderjahr 2000 | 1983/2000 18 Kalenderjahre: Obere Hüllkurve | Mittlere Werte | Untere Hüllkurve |
|---|---|---|---|---|---|
| 364 | 128 | 128 | 291 | 155 | 84.6 |
| 363 | 120 | 120 | 259 | 122 | 71.7 |
| 362 | 104 | 104 | 179 | 108 | 57.7 |
| 361 | 91.6 | 91.6 | 160 | 100 | 53.1 |
| 360 | 90.6 | 90.6 | 153 | 91.6 | 45.6 |
| 359 | 90.4 | 90.4 | 149 | 85.0 | 43.8 |
| 358 | 81.0 | 81.0 | 131 | 81.3 | 41.4 |
| 357 | 72.3 | 72.3 | 109 | 78.2 | 41.1 |
| 356 | 71.5 | 71.5 | 108 | 73.4 | 34.8 |
| 350 | 61.5 | 54.3 | 91.8 | 58.0 | 30.4 |
| 340 | 50.2 | 48.0 | 78.4 | 46.5 | 22.6 |
| 330 | 46.1 | 40.7 | 64.2 | 39.0 | 20.7 |
| 320 | 39.9 | 36.4 | 53.4 | 33.9 | 18.5 |
| 300 | 32.8 | 29.6 | 41.3 | 26.7 | 14.6 |
| 270 | 22.2 | 18.4 | 32.1 | 20.2 | 9.96 |
| 240 | 17.6 | 14.0 | 25.2 | 16.3 | 7.80 |
| 210 | 12.7 | 11.2 | 19.6 | 13.5 | 6.75 |
| 183 | 11.0 | 9.85 | 17.3 | 11.7 | 6.32 |
| 150 | 9.04 | 8.14 | 14.1 | 9.77 | 5.81 |
| 130 | 7.99 | 7.75 | 13.0 | 8.62 | 5.41 |
| 120 | 7.85 | 7.58 | 12.5 | 8.25 | 5.28 |
| 110 | 7.56 | 7.49 | 12.2 | 7.91 | 5.09 |
| 100 | 7.32 | 7.28 | 12.0 | 7.56 | 4.92 |
| 90 | 7.06 | 7.16 | 11.7 | 7.21 | 4.71 |
| 80 | 6.97 | 7.01 | 11.6 | 6.81 | 4.46 |
| 70 | 6.68 | 6.73 | 11.4 | 6.49 | 4.29 |
| 60 | 6.52 | 6.50 | 11.2 | 6.18 | 4.08 |
| 50 | 6.39 | 6.38 | 10.8 | 5.82 | 3.91 |
| 40 | 6.09 | 6.02 | 10.4 | 5.47 | 3.75 |
| 30 | 5.69 | 5.66 | 9.87 | 5.14 | 3.44 |
| 25 | 5.62 | 5.42 | 9.69 | 4.94 | 3.35 |
| 20 | 5.32 | 5.22 | 9.23 | 4.71 | 3.09 |
| 15 | 5.17 | 5.12 | 8.98 | 4.47 | 2.69 |
| 10 | 5.02 | 5.02 | 8.59 | 4.17 | 2.40 |
| 9 | 4.94 | 4.94 | 8.50 | 4.12 | 2.39 |
| 8 | 4.88 | 4.88 | 8.31 | 4.06 | 2.36 |
| 7 | 4.87 | 4.87 | 8.15 | 3.99 | 2.32 |
| 6 | 4.73 | 4.73 | 7.97 | 3.89 | 2.30 |
| 5 | 4.63 | 4.63 | 7.83 | 3.80 | 2.07 |
| 4 | 4.47 | 4.47 | 7.66 | 3.66 | 1.90 |
| 3 | 4.46 | 4.46 | 7.56 | 3.53 | 1.77 |
| 2 | 4.31 | 4.31 | 7.50 | 3.36 | 1.68 |
| 1 | 4.05 | 4.05 | 7.15 | 2.77 | 1.64 |
| 0 | 2.80 | 2.80 | 6.94 | 1.00 | 1.00 |

*) Abflussjahr: 1.11. des Vorjahres bis 31.10.

$A_{Eo}$ : 316.67 km²
PNP : NN+ 71.30 m
Lage : 4.11 km oberhalb der Mündung links

# Q
m³/s

Pegel : Lindemannsheide Nr. 4627900000100
Gewässer : Bega
Gebiet : Weser

## Tageswerte

| Tag | 1999 Nov | 1999 Dez | 2000 Jan | Feb | Mrz | Apr | Mai | Jun | Jul | Aug | Sep | Okt | Nov | Dez |
|---|---|---|---|---|---|---|---|---|---|---|---|---|---|---|
| 1. | 1.72 | 2.52 | 5.34 | 13.7 | 11.9 | 5.27 | 2.81 | 1.41 | 1.23 | 1.52 | 1.08 | 1.40 | 1.32 | 1.38 |
| 2. | 1.92 | 3.05 | 4.86 | 10.1 | 9.20 | 5.14 | 2.83 | 1.23 | 1.30 | 1.73 | 1.64 | 1.35 | 1.87 | 1.54 |
| 3. | 1.94 | 3.06 | 4.39 | 8.59 | 17.6 | 4.94 | 2.83 | 1.19 | 2.49 | 1.45 | 1.77 | 1.30 | 1.49 | 1.18 |
| 4. | 1.82 | 3.88 | 6.39 | 7.06 | 21.5 | 4.69 | 2.73 | 1.27 | 2.69 | 1.47 | 2.44 | 1.24 | 1.18 | 1.17 |
| 5. | 1.70 | 2.90 | 9.75 | 6.75 | 13.4 | 4.42 | 2.58 | 1.25 | 3.05 | 1.43 | 1.29 | 1.26 | 1.32 | 1.17 |
| 6. | 1.66 | 2.82 | 6.96 | 5.73 | 8.74 | 4.05 | 2.56 | 1.38 | 2.41 | 1.42 | 1.18 | 1.41 | 1.24 | 1.13 |
| 7. | 1.67 | 6.62 | 5.99 | 5.37 | 7.63 | 3.94 | 2.42 | 1.67 | 1.53 | 1.40 | 2.23 | 1.30 | 1.29 | 1.10 |
| 8. | 2.25 | 7.73 | 5.32 | 5.90 | 7.93 | 3.90 | 2.37 | 1.95 | 1.25 | 1.46 | 1.09 | 1.31 | 1.18 | 1.22 |
| 9. | 1.76 | 4.99 | 4.83 | 7.04 | 16.8 | 3.88 | 2.66 | 1.26 | 1.27 | 1.59 | 1.05 | 1.47 | 1.17 | 1.17 |
| 10. | 1.54 | 4.09 | 4.38 | 5.99 | 14.1 | 3.83 | 2.43 | 1.06 | 1.24 | 1.45 | 0.984 | 1.47 | 1.15 | 1.16 |
| 11. | 1.79 | 4.07 | 4.04 | 6.82 | 17.1 | 3.80 | 2.31 | 0.928 | 2.19 | 1.45 | 0.827 | 1.51 | 1.14 | 2.15 |
| 12. | 1.63 | 12.9 | 3.88 | 5.84 | 15.3 | 3.98 | 2.21 | 0.803 | 2.07 | 1.46 | 0.908 | 1.29 | 1.10 | 2.30 |
| 13. | 1.46 | 11.9 | 3.69 | 7.40 | 11.8 | 3.90 | 2.06 | 0.768 | 1.18 | 1.44 | 1.05 | 1.41 | 1.51 | 2.55 |
| 14. | 1.43 | 9.29 | 3.63 | 7.77 | 12.2 | 3.82 | 2.06 | 0.771 | 2.53 | 1.51 | 1.17 | 1.40 | 1.26 | 3.33 |
| 15. | 1.43 | 9.07 | 3.62 | 7.12 | 16.9 | 3.70 | 2.01 | 1.00 | 2.81 | 1.54 | 1.12 | 1.22 | 1.12 | 3.41 |
| 16. | 1.25 | 6.15 | 3.39 | 6.98 | 13.6 | 3.59 | 1.97 | 1.08 | 1.86 | 1.64 | 2.41 | 1.27 | 1.06 | 5.10 |
| 17. | 1.26 | 5.21 | 3.46 | 6.83 | 11.4 | 3.42 | 2.01 | 0.816 | 1.30 | 1.91 | 1.66 | 1.25 | 1.11 | 4.03 |
| 18. | 1.55 | 6.15 | 3.67 | 6.85 | 12.4 | 3.43 | 2.07 | 0.784 | 1.23 | 1.80 | 1.20 | 1.20 | 1.11 | 2.86 |
| 19. | 1.87 | 5.03 | 3.74 | 8.48 | 12.2 | 3.94 | 2.08 | 0.999 | 1.26 | 2.82 | 1.36 | 1.25 | 1.06 | 2.37 |
| 20. | 2.42 | 4.03 | 3.61 | 9.80 | 9.80 | 3.60 | 2.56 | 1.11 | 1.30 | 1.72 | 1.13 | 1.30 | 1.15 | 2.08 |
| 21. | 1.82 | 3.55 | 4.59 | 8.47 | 8.83 | 3.32 | 2.05 | 1.18 | 1.20 | 2.23 | 1.04 | 1.23 | 1.23 | 1.81 |
| 22. | 1.78 | 3.25 | 7.10 | 7.05 | 8.02 | 3.22 | 2.22 | 2.49 | 1.24 | 1.69 | 1.11 | 1.24 | 1.31 | 1.78 |
| 23. | 3.06 | 3.32 | 9.07 | 6.35 | 7.21 | 3.26 | 2.14 | 1.75 | 1.52 | 1.57 | 1.08 | 1.25 | 1.90 | 1.55 |
| 24. | 2.45 | 3.54 | 5.48 | 6.35 | 6.80 | 5.19 | 1.88 | 2.22 | 1.27 | 1.39 | 1.06 | 1.55 | 2.02 | 1.57 |
| 25. | 2.07 | 11.1 | 4.29 | 13.8 | 6.90 | 4.17 | 2.04 | 2.32 | 1.85 | 1.23 | 1.13 | 1.32 | 1.35 | 1.52 |
| 26. | 2.39 | 13.6 | 3.72 | 12.8 | 8.35 | 3.57 | 2.06 | 1.71 | 2.18 | 1.01 | 1.42 | 1.30 | 1.31 | 1.54 |
| 27. | 2.10 | 17.0 | 3.73 | 9.03 | 7.54 | 3.29 | 1.73 | 1.27 | 1.48 | 1.22 | 1.93 | 1.27 | 1.31 | 1.57 |
| 28. | 2.18 | 10.9 | 3.72 | 8.64 | 6.73 | 3.10 | 1.73 | 1.18 | 2.56 | 2.28 | 2.21 | 1.82 | 1.76 | 1.72 |
| 29. | 2.08 | 8.35 | 10.1 | 11.0 | 6.40 | 2.98 | 1.59 | 1.24 | 1.90 | 1.21 | 1.62 | 1.44 | 1.78 | 1.39 |
| 30. | 1.88 | Lücke | 23.3 | | 5.96 | 2.98 | 2.18 | 1.17 | 1.58 | 1.01 | 1.38 | 1.25 | 1.45 | 1.37 |
| 31. | | Lücke | 17.1 | | 5.44 | | 1.65 | | 2.43 | 0.979 | | 1.68 | | 1.51 |

## Hauptwerte

| | 1999 Nov | 1999 Dez | 2000 Jan | Feb | Mrz | Apr | Mai | Jun | Jul | Aug | Sep | Okt | Nov | Dez |
|---|---|---|---|---|---|---|---|---|---|---|---|---|---|---|
| Tag | 16. | 1. | 16. | 7. | 31. | 30. | 29. | 13. | 13. | 31. | 11. | 18. | 16. | 7. |
| NQ | 1.25 | 2.52 | 3.39 | 5.37 | 5.44 | 2.98 | 1.59 | 0.768 | 1.18 | 0.979 | 0.827 | 1.20 | 1.06 | 1.10 |
| MQ | 1.86 | 6.53 | 6.04 | 8.06 | 10.9 | 3.88 | 2.22 | 1.31 | 1.79 | 1.55 | 1.39 | 1.35 | 1.34 | 1.93 |
| HQ | 3.65 | 21.9 | 33.1 | 18.2 | 27.3 | 6.19 | 2.94 | 4.13 | 4.59 | 3.94 | 4.40 | 2.43 | 2.67 | 5.16 |
| Tag | 23. | 26. | 30. | 25. | 3. | 24. | 2. | 22. | 4. | 28. | 4. | 28. | 23. | 15. |
| $h_N$ mm | 66 | 151 | 104 | 117 | 133 | 41 | 40 | 44 | 134 | 56 | 77 | 44 | 45 | 76 |
| $h_A$ mm | 15 | 51 | 51 | 64 | 93 | 32 | 19 | 11 | 15 | 13 | 11 | 11 | 11 | 16 |

| | 1955/1999 | | 1956/2000 45 Kalenderjahre | | | | | | | | | | | |
|---|---|---|---|---|---|---|---|---|---|---|---|---|---|---|
| Jahr | 1959 | 1959 | 1960 | 1997 | 1960 | 1960 | 1960 | 1960 | 1959 | 1959 | 1999 | 1959 | 1959 | 1959 |
| NQ | 0.697 | 0.712 | 1.01 | 1.09 | 1.05 | 0.838 | 0.826 | 0.687 | 0.518 | 0.604 | 0.495 | 0.486 | 0.697 | 0.712 |
| MNQ | 1.75 | 2.22 | 2.73 | 2.90 | 2.79 | 2.61 | 2.02 | 1.69 | 1.52 | 1.46 | 1.40 | 1.45 | 1.74 | 2.20 |
| MQ | 3.29 | 5.30 | 5.83 | 5.31 | 5.47 | 4.13 | 3.04 | 2.50 | 2.47 | 2.15 | 2.16 | 2.50 | 3.27 | 5.23 |
| MHQ | 13.2 | 22.6 | 22.6 | 18.3 | 20.1 | 11.0 | 10.2 | 10.6 | 10.5 | 8.57 | 8.58 | 10.8 | 13.2 | 22.4 |
| HQ | 54.7 | 72.0 | 84.6 | 74.6 | 55.7 | 36.8 | 44.5 | 46.3 | 37.0 | 28.0 | 27.9 | 77.0 | 54.7 | 72.0 |
| Jahr | 1998 | 1986 | 1968 | 1970 | 1992 | 1994 | 1984 | 1981 | 1956 | 1972 | 1993 | 1998 | 1998 | 1986 |
| $Mh_N$ mm | 72 | 89 | 79 | 58 | 69 | 60 | 68 | 78 | 82 | 78 | 70 | 65 | 73 | 89 |
| $Mh_A$ mm | 27 | 45 | 49 | 41 | 46 | 34 | 26 | 20 | 21 | 18 | 18 | 21 | 27 | 44 |

| | | Abflussjahr (*) 2000 Jahr | Datum | Winter | Sommer | Kalenderjahr 2000 Jahr | Datum |
|---|---|---|---|---|---|---|---|
| NQ | m³/s | 0.768 | am 13.06.2000 | 1.25 | 0.768 | 0.768 | am 13.06.2000 |
| MQ | m³/s | 3.89 | | 6.23 | 1.60 | 3.47 | |
| HQ | m³/s | 33.1 | am 30.01.2000 bei W = 404 cm | 33.1 | 4.59 | 33.1 | am 30.01.2000 bei W = 404 cm |
| Nq | l/(skm²) | 2.43 | | 3.96 | 2.43 | 2.43 | |
| Mq | l/(skm²) | 12.3 | | 19.7 | 5.06 | 11.0 | |
| Hq | l/(skm²) | 105 | | 105 | 14.5 | 105 | |
| $h_N$ | mm | 1007 | | 612 | 395 | 911 | |
| $h_A$ | mm | 386 | | 305 | 80 | 347 | |

| | | 1956/2000 (*) 45 Jahre | | | | 1956/2000 | |
|---|---|---|---|---|---|---|---|
| NQ | m³/s | 0.486 | am 11.10.1959 | 0.697 | 0.486 | 0.486 | am 11.10.1959 |
| MNQ | m³/s | 1.12 | | 1.59 | 1.19 | 1.15 | |
| MQ | m³/s | 3.67 | | 4.89 | 2.47 | 3.67 | |
| MHQ | m³/s | 38.7 | | 36.0 | 20.4 | 38.9 | |
| HQ | m³/s | 84.6 | am 15.01.1968 bei W = 444 cm | 84.6 | 77.0 | 84.6 | am 15.01.1968 bei W = 444 cm |
| $HQ_1$ | m³/s | 34.9 | | | | | |
| $HQ_5$ | m³/s | 52.1 | | | | | |
| MNq | l/(skm²) | 3.52 | | 5.01 | 3.74 | 3.64 | |
| Mq | l/(skm²) | 11.6 | | 15.5 | 7.80 | 11.6 | |
| MHq | l/(skm²) | 122 | | 114 | 64.5 | 123 | |
| $Mh_N$ | mm | 869 | | 428 | 441 | 869 | |
| $Mh_A$ | mm | 366 | | 242 | 124 | 365 | |

## Extremwerte

| | Niedrigwasser (n) m³/s | l/(skm²) | Datum | Hochwasser m³/s | l/(skm²) | cm | Datum |
|---|---|---|---|---|---|---|---|
| 1 | 0.486 | 1.54 | 11.10.1959 | 84.6 | 267 | 444 | 15.01.1968 |
| 2 | 0.495 | 1.56 | 5.09.1999 | 77.0 | 243 | 449 | 28.10.1998 |
| 3 | 0.573 | 1.81 | 26.07.1964 | 74.6 | 236 | 438 | 23.02.1970 |
| 4 | 0.653 | 2.06 | 7.09.1991 | 72.0 | 227 | 446 | 30.12.1986 |
| 5 | 0.667 | 2.10 | 24.10.1995 | 56.0 | 177 | 439 | 2.01.1987 |
| 6 | 0.687 | 2.17 | 16.06.1960 | 56.0 | 177 | 440 | 19.12.1988 |
| 7 | 0.723 | 2.28 | 20.09.1996 | 55.7 | 176 | 438 | 13.03.1992 |
| 8 | 0.759 | 2.40 | 7.06.1976 | 54.7 | 173 | 439 | 1.11.1998 |
| 9 | 0.768 | 2.43 | 13.06.2000 | 52.9 | 167 | 435 | 4.12.1960 |
| 10 | 0.892 | 2.82 | 10.09.1989 | 47.2 | 149 | 438 | 31.12.1993 |

## Dauertabelle

| Unterschreitungsdauer in Tagen | Unterschrittene Abflüsse m³/s: Abflussjahr (*) 2000 | Kalenderjahr 2000 | 1956/2000 45 Kalenderjahre Obere Hüllkurve | Mittlere Werte | Untere Hüllkurve |
|---|---|---|---|---|---|
| 364 | 23.3 | 23.3 | 60.5 | 27.4 | 9.43 |
| 363 | 21.5 | 21.5 | 53.1 | 22.4 | 9.31 |
| 362 | 17.6 | 17.6 | 40.6 | 19.7 | 5.80 |
| 361 | 17.1 | 17.1 | 36.5 | 18.0 | 5.74 |
| 360 | 17.1 | 17.1 | 32.9 | 17.1 | 5.67 |
| 359 | 17.0 | 16.9 | 29.2 | 16.1 | 5.66 |
| 358 | 16.9 | 16.8 | 26.6 | 15.2 | 5.29 |
| 357 | 16.8 | 15.3 | 25.3 | 14.6 | 4.25 |
| 356 | 15.3 | 14.1 | 25.1 | 13.8 | 4.03 |
| 350 | 13.4 | 12.4 | 18.0 | 11.1 | 3.57 |
| 340 | 11.1 | 9.80 | 15.0 | 8.76 | 2.70 |
| 330 | 9.10 | 8.47 | 13.4 | 7.32 | 2.48 |
| 320 | 8.35 | 7.10 | 12.0 | 6.37 | 2.35 |
| 300 | 6.80 | 5.90 | 9.25 | 5.13 | 2.12 |
| 270 | 4.77 | 3.88 | 7.00 | 3.99 | 1.78 |
| 240 | 3.66 | 2.98 | 5.87 | 3.31 | 1.39 |
| 210 | 2.82 | 2.28 | 5.04 | 2.83 | 1.19 |
| 183 | 2.25 | 1.91 | 4.50 | 2.49 | 1.05 |
| 150 | 1.88 | 1.57 | 4.02 | 2.16 | 0.913 |
| 130 | 1.69 | 1.46 | 3.71 | 1.99 | 0.879 |
| 120 | 1.62 | 1.42 | 3.63 | 1.91 | 0.844 |
| 110 | 1.52 | 1.38 | 3.51 | 1.84 | 0.826 |
| 100 | 1.46 | 1.31 | 3.35 | 1.78 | 0.811 |
| 90 | 1.42 | 1.29 | 3.27 | 1.70 | 0.774 |
| 80 | 1.37 | 1.26 | 3.15 | 1.63 | 0.749 |
| 70 | 1.29 | 1.24 | 3.04 | 1.56 | 0.717 |
| 60 | 1.26 | 1.23 | 2.95 | 1.48 | 0.691 |
| 50 | 1.25 | 1.18 | 2.85 | 1.40 | 0.665 |
| 40 | 1.23 | 1.17 | 2.75 | 1.31 | 0.636 |
| 30 | 1.18 | 1.11 | 2.67 | 1.21 | 0.617 |
| 25 | 1.13 | 1.10 | 2.58 | 1.16 | 0.615 |
| 20 | 1.08 | 1.08 | 2.49 | 1.10 | 0.604 |
| 15 | 1.05 | 1.05 | 2.40 | 1.01 | 0.583 |
| 10 | 1.00 | 1.00 | 2.32 | 0.934 | 0.570 |
| 9 | 0.998 | 0.999 | 2.30 | 0.909 | 0.566 |
| 8 | 0.983 | 0.984 | 2.30 | 0.888 | 0.562 |
| 7 | 0.977 | 0.979 | 2.28 | 0.868 | 0.560 |
| 6 | 0.927 | 0.928 | 2.23 | 0.838 | 0.559 |
| 5 | 0.906 | 0.908 | 2.23 | 0.816 | 0.551 |
| 4 | 0.827 | 0.827 | 2.22 | 0.787 | 0.544 |
| 3 | 0.815 | 0.816 | 2.22 | 0.749 | 0.520 |
| 2 | 0.803 | 0.803 | 2.20 | 0.707 | 0.518 |
| 1 | 0.784 | 0.784 | 2.16 | 0.636 | 0.509 |
| 0 | 0.768 | 0.768 | 2.08 | 0.486 | 0.486 |

*) Abflussjahr: 1.11. des Vorjahres bis 31.10.

$A_{Eo}$ : 121.00 km²
PNP : NN+ 39.45 m
Lage : 11.09 km oberhalb der Mündung rechts

# Q
m³/s

Pegel : Bierde Nr. 4745000000100
Gewässer : Gehle
Gebiet : Weser

## Tageswerte

| Tag | 1999 Nov | 1999 Dez | 2000 Jan | Feb | Mrz | Apr | Mai | Jun | Jul | Aug | Sep | Okt | Nov | Dez |
|---|---|---|---|---|---|---|---|---|---|---|---|---|---|---|
| 1. | 0.132 | 0.212 | 0.747 | 2.95 | 2.76 | 1.36 | 0.487 | 0.218 | 0.156 | 0.156 | 0.112 | 0.137 | 0.149 | 0.182 |
| 2. | 0.125 | 0.250 | 0.681 | 2.44 | 2.91 | 1.62 | 0.492 | 0.218 | 0.160 | 0.177 | 0.141 | 0.143 | 0.157 | 0.182 |
| 3. | 0.123 | 0.231 | 0.639 | 2.49 | 4.51 | 1.27 | 0.455 | 0.218 | 0.162 | 0.181 | 0.225 | 0.142 | 0.152 | 0.180 |
| 4. | 0.123 | 0.274 | 0.700 | 2.09 | 4.63 | 0.976 | 0.465 | 0.218 | 0.189 | 0.177 | 0.167 | 0.137 | 0.150 | 0.182 |
| 5. | 0.118 | 0.270 | 1.50 | 1.67 | 2.91 | 0.771 | 0.408 | 0.217 | 0.283 | 0.168 | 0.128 | 0.140 | 0.149 | 0.180 |
| 6. | 0.118 | 0.259 | 1.24 | 1.36 | 2.35 | 0.665 | 0.393 | 0.221 | 0.280 | 0.162 | 0.123 | 0.161 | 0.147 | 0.186 |
| 7. | 0.124 | 0.279 | 0.912 | 1.20 | 1.85 | 0.601 | 0.377 | 0.223 | 0.185 | 0.152 | 0.203 | 0.161 | 0.185 | 0.185 |
| 8. | 0.138 | 1.16 | 0.773 | 1.19 | 2.18 | 0.568 | 0.373 | 0.222 | 0.173 | 0.148 | 0.151 | 0.156 | 0.176 | 0.188 |
| 9. | 0.132 | 0.568 | 0.655 | 1.44 | 8.25 | 0.547 | 0.400 | 0.217 | 0.167 | 0.151 | 0.135 | 0.152 | 0.164 | 0.201 |
| 10. | 0.124 | 0.402 | 0.540 | 1.30 | 7.45 | 0.513 | 0.336 | 0.214 | 0.173 | 0.140 | 0.132 | 0.144 | 0.154 | 0.206 |
| 11. | 0.134 | 0.358 | 0.493 | 1.37 | 7.40 | 0.497 | 0.312 | 0.208 | 0.185 | 0.139 | 0.126 | 0.150 | 0.149 | 0.230 |
| 12. | 0.131 | 0.863 | 0.492 | 1.14 | 5.73 | 0.502 | 0.289 | 0.203 | 0.171 | 0.133 | 0.124 | 0.147 | 0.150 | 0.225 |
| 13. | 0.129 | 1.68 | 0.495 | 2.76 | 3.74 | 0.481 | 0.274 | 0.202 | 0.167 | 0.128 | 0.126 | 0.142 | 0.158 | 0.232 |
| 14. | 0.136 | 1.30 | 0.473 | 3.30 | 3.58 | 0.482 | 0.278 | 0.202 | 0.187 | 0.124 | 0.129 | 0.140 | 0.158 | 0.340 |
| 15. | 0.137 | 1.62 | 0.454 | 2.54 | 5.46 | 0.468 | 0.279 | 0.207 | 0.199 | 0.134 | 0.133 | 0.140 | 0.157 | 0.306 |
| 16. | 0.136 | 0.921 | 0.459 | 2.29 | 4.32 | 0.461 | 0.268 | 0.210 | 0.194 | 0.121 | 0.150 | 0.141 | 0.153 | 0.315 |
| 17. | 0.135 | 0.628 | 0.541 | 2.08 | 3.05 | 0.422 | 0.272 | 0.201 | 0.177 | 0.146 | 0.136 | 0.138 | 0.153 | 0.292 |
| 18. | 0.138 | 0.564 | 0.618 | 1.87 | 2.72 | 0.397 | 0.264 | 0.201 | 0.172 | 0.127 | 0.128 | 0.138 | 0.157 | 0.258 |
| 19. | 0.149 | 0.471 | 0.583 | 2.10 | 2.55 | 0.464 | 0.261 | 0.201 | 0.168 | 0.131 | 0.124 | 0.138 | 0.166 | 0.233 |
| 20. | 0.193 | 0.381 | 0.546 | 3.41 | 1.94 | 0.462 | 0.276 | 0.200 | 0.173 | 0.141 | 0.121 | 0.138 | 0.163 | 0.220 |
| 21. | 0.187 | 0.342 | 0.717 | 2.52 | 1.60 | 0.430 | 0.266 | 0.194 | 0.173 | 0.114 | 0.122 | 0.135 | 0.161 | 0.223 |
| 22. | 0.171 | 0.331 | 1.34 | 1.95 | 1.37 | 0.428 | 0.264 | 0.193 | 0.180 | 0.109 | 0.124 | 0.133 | 0.157 | 0.288 |
| 23. | 0.209 | 0.327 | 1.71 | 1.68 | 1.20 | 0.449 | 0.251 | 0.194 | 0.204 | 0.109 | 0.122 | 0.135 | 0.183 | 0.206 |
| 24. | 0.225 | 0.334 | 0.990 | 1.69 | 1.14 | 0.710 | 0.241 | 0.194 | 0.177 | 0.105 | 0.128 | 0.142 | 0.187 | 0.208 |
| 25. | 0.221 | 0.505 | 0.670 | 4.52 | 1.47 | 0.772 | 0.281 | 0.194 | 0.178 | 0.102 | 0.154 | 0.132 | 0.176 | 0.220 |
| 26. | 0.217 | 0.812 | 0.617 | 3.90 | 3.17 | 0.622 | 0.268 | 0.167 | 0.172 | 0.102 | 0.145 | 0.138 | 0.172 | 0.230 |
| 27. | 0.221 | 2.02 | 0.619 | 2.43 | 2.67 | 0.544 | 0.237 | 0.160 | 0.166 | 0.103 | 0.153 | 0.160 | 0.166 | 0.232 |
| 28. | 0.218 | 1.75 | 0.638 | 2.00 | 2.14 | 0.499 | 0.220 | 0.155 | 0.169 | 0.126 | 0.183 | 0.204 | 0.176 | 0.252 |
| 29. | 0.211 | 0.987 | 1.83 | 2.29 | 2.52 | 0.465 | 0.220 | 0.152 | 0.177 | 0.108 | 0.146 | 0.174 | 0.205 | 0.253 |
| 30. | 0.208 | 0.903 | 5.17 | | 2.10 | 0.480 | 0.216 | 0.152 | 0.204 | 0.105 | 0.136 | 0.153 | 0.191 | 0.260 |
| 31. | | 0.802 | 4.31 | | 1.59 | | 0.215 | | 0.161 | 0.105 | | 0.152 | | 0.282 |
| Tag | 5. | 1. | 15. | 12. | 24. | 18. | 31. | 29. | 1. | 25. | 1. | 25. | 6. | 3. |
| NQ | 0.118 | 0.212 | 0.454 | 1.14 | 1.14 | 0.397 | 0.215 | 0.152 | 0.156 | 0.102 | 0.112 | 0.132 | 0.147 | 0.180 |
| MQ | 0.159 | 0.703 | 1.04 | 2.21 | 3.27 | 0.631 | 0.311 | 0.199 | 0.183 | 0.133 | 0.141 | 0.146 | 0.164 | 0.232 |
| HQ | 0.266 | 2.37 | 6.84 | 5.94 | 12.5 | 1.79 | 0.530 | 0.262 | 0.487 | 0.219 | 0.262 | 0.237 | 0.223 | 0.380 |
| Tag | 23. | 27. | 30. | 25. | 9. | 1. | 1. | 7. | 6. | 2. | 3. | 28. | 29. | 14. |
| $h_N$ mm | 32 | 92 | 52 | 73 | 98 | 34 | 43 | 30 | 89 | 53 | 80 | 37 | 28 | 44 |
| $h_A$ mm | 3 | 16 | 23 | 46 | 72 | 14 | 7 | 4 | 4 | 3 | 3 | 3 | 4 | 5 |

## Hauptwerte

| | 1974/1999 | | 1975/2000 26 Kalenderjahre | | | | | | | | | | | |
|---|---|---|---|---|---|---|---|---|---|---|---|---|---|---|
| Jahr | 1997 | 1997 | 1992 | 1998 | 1998 | 1998 | 1985 | 1989 | 1982 | 1997 | 1997 | 1997 | 1997 | 1997 |
| NQ | 0.099 | 0.050 | 0.117 | 0.076 | 0.102 | 0.149 | 0.144 | 0.116 | 0.061 | 0.036 | 0.042 | 0.074 | 0.099 | 0.050 |
| MNQ | 0.263 | 0.366 | 0.498 | 0.547 | 0.538 | 0.386 | 0.249 | 0.209 | 0.170 | 0.137 | 0.141 | 0.197 | 0.254 | 0.311 |
| MQ | 0.798 | 1.48 | 1.87 | 1.54 | 1.74 | 1.05 | 0.681 | 0.513 | 0.385 | 0.276 | 0.313 | 0.486 | 0.773 | 1.33 |
| MHQ | 3.94 | 7.98 | 7.77 | 6.26 | 8.92 | 4.56 | 4.58 | 3.53 | 2.52 | 1.68 | 1.61 | 3.17 | 3.82 | 7.55 |
| HQ | 15.8 | 24.0 | 18.8 | 12.1 | 28.1 | 16.5 | 19.5 | 26.7 | 22.2 | 7.98 | 8.96 | 29.5 | 15.8 | 24.0 |
| Jahr | 1998 | 1986 | 1994 | 1987 | 1979 | 1986 | 1975 | 1981 | 1981 | 1979 | 1994 | 1998 | 1998 | 1986 |
| $Mh_N$ mm | 55 | 67 | 56 | 38 | 55 | 45 | 59 | 70 | 63 | 66 | 59 | 53 | 54 | 64 |
| $Mh_A$ mm | 17 | 33 | 41 | 31 | 38 | 23 | 15 | 11 | 9 | 6 | 7 | 11 | 17 | 29 |

| | | Abflussjahr (*) 2000 Jahr | Datum | Winter | Sommer | Kalenderjahr 2000 Jahr | Datum |
|---|---|---|---|---|---|---|---|
| NQ | m³/s | 0.102 | am 25.08.2000 | 0.118 | 0.102 | 0.102 | am 25.08.2000 |
| MQ | m³/s | 0.757 | | 1.33 | 0.186 | 0.717 | |
| HQ | m³/s | 12.5 | am 9.03.2000 bei W = 244 cm | 12.5 | 0.530 | 12.5 | am 9.03.2000 bei W = 244 cm |
| Nq | l/(skm²) | 0.840 | | 0.976 | 0.840 | 0.840 | |
| Mq | l/(skm²) | 6.26 | | 11.0 | 1.54 | 5.93 | |
| Hq | l/(skm²) | 103 | | 103 | 4.38 | 103 | |
| $h_N$ | mm | 713 | | 381 | 332 | 661 | |
| $h_A$ | mm | 198 | | 173 | 24 | 187 | |

| | | 1975/2000 (*) 26 Jahre | | | | 1975/2000 | |
|---|---|---|---|---|---|---|---|
| NQ | m³/s | 0.036 | am 26.08.1997 | 0.050 | 0.036 | 0.036 | am 26.08.1997 |
| MNQ | m³/s | 0.113 | | 0.212 | 0.118 | 0.114 | |
| MQ | m³/s | 0.925 | | 1.42 | 0.443 | 0.910 | |
| MHQ | m³/s | 16.1 | | 13.6 | 8.23 | 15.6 | |
| HQ | m³/s | 29.5 | am 28.10.1998 bei W = 333 cm | 28.1 | 29.5 | 29.5 | am 28.10.1998 bei W = 333 cm |
| $HQ_1$ | m³/s | 14.0 | | | | | |
| $HQ_5$ | m³/s | 21.5 | | | | | |
| MNq | l/(skm²) | 0.936 | | 1.75 | 0.971 | 0.940 | |
| Mq | l/(skm²) | 7.65 | | 11.7 | 3.66 | 7.52 | |
| MHq | l/(skm²) | 133 | | 113 | 68.0 | 129 | |
| $Mh_N$ | mm | 687 | | 316 | 371 | 682 | |
| $Mh_A$ | mm | 241 | | 183 | 58 | 237 | |

## Extremwerte

| | Niedrigwasser (n) m³/s | l/(skm²) | Datum | Hochwasser m³/s | l/(skm²) | cm | Datum |
|---|---|---|---|---|---|---|---|
| 1 | 0.036 | 0.300 | 26.08.1997 | 29.5 | 244 | 333 | 28.10.1998 |
| 2 | 0.060 | 0.495 | 11.08.1982 | 28.1 | 232 | 312 | 4.03.1979 |
| 3 | 0.067 | 0.551 | 27.08.1996 | 27.4 | 226 | 310 | 12.03.1981 |
| 4 | 0.070 | 0.575 | 15.07.1979 | 26.7 | 221 | 332 | 30.06.1981 |
| 5 | 0.072 | 0.593 | 24.09.1991 | 24.7 | 204 | 334 | 3.06.1981 |
| 6 | 0.085 | 0.705 | 30.07.1983 | 24.0 | 199 | 302 | 31.12.1986 |
| 7 | 0.088 | 0.723 | 19.08.1988 | 19.9 | 164 | 296 | 31.12.1993 |
| 8 | 0.095 | 0.783 | 11.08.1977 | 19.5 | 161 | 286 | 9.05.1975 |
| 9 | 0.095 | 0.781 | 6.08.1989 | 19.2 | 159 | 293 | 19.05.1997 |
| 10 | 0.095 | 0.786 | 22.10.1999 | 19.1 | 158 | 289 | 19.03.1994 |

## Dauertabelle

| Unterschreitungsdauer in Tagen | Unterschrittene Abflüsse m³/s: Abflussjahr (*) 2000 | Kalenderjahr 2000 | 1975/2000 26 Kalenderjahre Obere Hüllkurve | Mittlere Werte | Untere Hüllkurve |
|---|---|---|---|---|---|
| 364 | 8.26 | 8.26 | 26.2 | 11.5 | 2.80 |
| 363 | 7.45 | 7.45 | 23.8 | 9.34 | 2.71 |
| 362 | 7.40 | 7.40 | 21.0 | 7.99 | 2.61 |
| 361 | 5.73 | 5.73 | 15.9 | 7.16 | 2.50 |
| 360 | 5.46 | 5.46 | 15.8 | 6.45 | 2.47 |
| 359 | 5.17 | 5.17 | 15.1 | 5.99 | 2.33 |
| 358 | 4.63 | 4.63 | 15.0 | 5.58 | 2.30 |
| 357 | 4.53 | 4.53 | 12.1 | 5.31 | 2.16 |
| 356 | 4.51 | 4.51 | 10.2 | 4.94 | 1.91 |
| 350 | 3.41 | 3.41 | 8.02 | 3.91 | 1.65 |
| 340 | 2.67 | 2.67 | 5.08 | 2.86 | 1.24 |
| 330 | 2.29 | 2.29 | 3.91 | 2.28 | 0.924 |
| 320 | 1.94 | 1.87 | 3.04 | 1.89 | 0.763 |
| 300 | 1.36 | 1.24 | 2.32 | 1.32 | 0.543 |
| 270 | 0.665 | 0.546 | 1.75 | 0.872 | 0.416 |
| 240 | 0.481 | 0.408 | 1.31 | 0.618 | 0.307 |
| 210 | 0.327 | 0.258 | 1.04 | 0.471 | 0.247 |
| 183 | 0.225 | 0.216 | 0.824 | 0.385 | 0.216 |
| 150 | 0.201 | 0.187 | 0.616 | 0.298 | 0.130 |
| 130 | 0.178 | 0.177 | 0.498 | 0.252 | 0.110 |
| 120 | 0.173 | 0.172 | 0.454 | 0.233 | 0.103 |
| 110 | 0.167 | 0.166 | 0.432 | 0.218 | 0.100 |
| 100 | 0.160 | 0.161 | 0.419 | 0.203 | 0.093 |
| 90 | 0.152 | 0.156 | 0.406 | 0.189 | 0.090 |
| 80 | 0.146 | 0.152 | 0.402 | 0.178 | 0.084 |
| 70 | 0.141 | 0.150 | 0.389 | 0.167 | 0.077 |
| 60 | 0.138 | 0.145 | 0.369 | 0.157 | 0.072 |
| 50 | 0.135 | 0.140 | 0.363 | 0.148 | 0.065 |
| 40 | 0.132 | 0.137 | 0.358 | 0.138 | 0.060 |
| 30 | 0.128 | 0.132 | 0.348 | 0.129 | 0.055 |
| 25 | 0.125 | 0.128 | 0.344 | 0.124 | 0.048 |
| 20 | 0.124 | 0.126 | 0.337 | 0.118 | 0.045 |
| 15 | 0.122 | 0.124 | 0.328 | 0.110 | 0.042 |
| 10 | 0.118 | 0.121 | 0.325 | 0.102 | 0.040 |
| 9 | 0.114 | 0.114 | 0.324 | 0.101 | 0.040 |
| 8 | 0.112 | 0.112 | 0.320 | 0.099 | 0.040 |
| 7 | 0.109 | 0.109 | 0.320 | 0.095 | 0.040 |
| 6 | 0.109 | 0.109 | 0.318 | 0.091 | 0.039 |
| 5 | 0.108 | 0.108 | 0.308 | 0.087 | 0.039 |
| 4 | 0.105 | 0.105 | 0.305 | 0.080 | 0.039 |
| 3 | 0.105 | 0.105 | 0.303 | 0.072 | 0.038 |
| 2 | 0.105 | 0.105 | 0.301 | 0.064 | 0.038 |
| 1 | 0.103 | 0.103 | 0.299 | 0.050 | 0.037 |
| 0 | 0.102 | 0.102 | 0.297 | 0.036 | 0.036 |

*) Abflussjahr: 1.11. des Vorjahres bis 31.10.

$A_{Eo}$ : 102.24 km²
PNP : NN+ 43.88 m
Lage : 70.73 km oberhalb der Mündung links

# Q
m³/s

Pegel : Fiestel Nr. 4761500000100
Gewässer : Grosse Aue
Gebiet : Weser

## Tageswerte

| Tag | 1999 Nov | 1999 Dez | 2000 Jan | Feb | Mrz | Apr | Mai | Jun | Jul | Aug | Sep | Okt | Nov | Dez |
|---|---|---|---|---|---|---|---|---|---|---|---|---|---|---|
| 1. | 0.363 | 0.601 | 0.832 | 2.10 | 1.97 | 1.51 | 0.671 | 0.455 | 0.260 | 0.356 | 0.219 | 0.318 | 0.261 | 0.290 |
| 2. | 0.624 | 0.529 | 0.790 | 1.86 | 1.86 | 1.45 | 0.654 | 0.446 | 0.272 | 0.745 | 0.428 | 0.347 | 0.292 | 0.292 |
| 3. | 0.680 | 0.675 | 0.769 | 1.71 | 3.57 | 1.38 | 0.661 | 0.437 | 0.298 | 0.484 | 0.422 | 0.315 | 0.271 | 0.263 |
| 4. | 0.688 | 0.746 | 1.06 | 1.54 | 2.83 | 1.31 | 0.643 | 0.428 | 0.469 | 0.341 | 0.319 | 0.316 | 0.247 | 0.245 |
| 5. | 0.706 | 0.588 | 1.43 | 1.47 | 2.36 | 1.19 | 0.636 | 0.435 | 1.83 | 0.312 | 0.234 | 0.324 | 0.237 | 0.256 |
| 6. | 0.807 | 0.616 | 1.11 | 1.36 | 1.96 | 1.14 | 0.619 | 1.26 | 0.864 | 0.289 | 0.232 | 0.404 | 0.252 | 0.266 |
| 7. | 0.692 | 0.855 | 0.990 | 1.38 | 1.77 | 1.11 | 0.596 | 0.743 | 0.445 | 0.298 | 0.682 | 0.336 | 0.308 | 0.274 |
| 8. | 0.594 | 1.10 | 0.931 | 1.41 | 1.83 | 1.07 | 0.565 | 0.590 | 0.345 | 0.289 | 0.307 | 0.306 | 0.276 | 0.277 |
| 9. | 0.543 | 0.623 | 0.874 | 1.63 | 4.60 | 1.03 | 0.607 | 0.490 | 0.307 | 0.324 | 0.256 | 0.470 | 0.258 | 0.267 |
| 10. | 0.535 | 0.504 | 0.815 | 1.37 | 3.38 | 1.00 | 0.587 | 0.435 | 0.299 | 0.278 | 0.252 | 0.374 | 0.258 | 0.292 |
| 11. | 0.522 | 0.479 | 0.788 | 1.46 | 3.07 | 0.970 | 0.563 | 0.397 | 0.377 | 0.265 | 0.234 | 0.391 | 0.235 | 0.375 |
| 12. | 0.519 | 1.63 | 0.779 | 1.32 | 2.62 | 0.997 | 0.543 | 0.361 | 0.320 | 0.251 | 0.229 | 0.385 | 0.225 | 0.453 |
| 13. | 0.506 | 1.33 | 0.772 | 1.82 | 2.21 | 0.966 | 0.509 | 0.323 | 0.261 | 0.234 | 0.227 | 0.382 | 0.309 | 0.445 |
| 14. | 0.526 | 1.20 | 0.750 | 1.79 | 2.18 | 1.01 | 0.474 | 0.339 | 0.381 | 0.227 | 0.245 | 0.357 | 0.283 | 0.591 |
| 15. | 0.505 | 1.12 | 0.726 | 1.66 | 2.61 | 0.983 | 0.457 | 0.350 | 0.339 | 0.558 | 0.253 | 0.343 | 0.256 | 0.496 |
| 16. | 0.494 | 0.711 | 0.728 | 1.73 | 2.40 | 0.922 | 0.459 | 0.329 | 0.266 | 0.314 | 0.444 | 0.350 | 0.291 | 0.509 |
| 17. | 0.516 | 0.688 | 0.770 | 1.72 | 2.14 | 0.861 | 0.470 | 0.293 | 0.238 | 0.427 | 0.347 | 0.330 | 0.274 | 0.431 |
| 18. | 0.694 | 0.737 | 0.780 | 1.68 | 2.06 | 0.786 | 0.495 | 0.250 | 0.225 | 0.307 | 0.304 | 0.324 | 0.280 | 0.390 |
| 19. | 0.813 | 0.610 | 0.742 | 1.80 | 2.01 | 0.790 | 0.469 | 0.223 | 0.230 | 0.360 | 0.250 | 0.339 | 0.289 | 0.360 |
| 20. | 0.898 | 0.538 | 0.742 | 1.77 | 1.83 | 0.752 | 0.554 | 0.207 | 0.217 | 0.324 | 0.235 | 0.343 | 0.276 | 0.336 |
| 21. | 0.633 | 0.504 | 0.847 | 1.58 | 1.69 | 0.709 | 0.487 | 0.206 | 0.195 | 0.270 | 0.214 | 0.329 | 0.258 | 0.322 |
| 22. | 0.654 | 0.477 | 1.17 | 1.53 | 1.62 | 0.663 | 0.539 | 0.377 | 0.210 | 0.260 | 0.203 | 0.312 | 0.271 | 0.309 |
| 23. | 0.903 | 0.565 | 1.48 | 1.47 | 1.58 | 0.651 | 0.537 | 0.308 | 0.240 | 0.303 | 0.190 | 0.335 | 0.303 | 0.310 |
| 24. | 0.718 | 0.570 | 1.13 | 1.50 | 1.55 | 0.923 | 0.534 | 0.305 | 0.218 | 0.246 | 0.187 | 0.448 | 0.316 | 0.314 |
| 25. | 0.620 | 1.06 | 0.941 | 2.79 | 1.70 | 0.834 | 0.912 | 0.276 | 0.272 | 0.230 | 0.267 | 0.296 | 0.272 | 0.317 |
| 26. | 0.621 | 1.35 | 0.872 | 2.15 | 2.50 | 0.695 | 0.754 | 0.192 | 0.293 | 0.227 | 0.370 | 0.229 | 0.271 | 0.320 |
| 27. | 0.564 | 1.74 | 0.909 | 1.78 | 2.13 | 0.665 | 0.564 | 0.200 | 0.240 | 0.224 | 0.384 | 0.293 | 0.264 | 0.323 |
| 28. | 0.530 | 1.29 | 0.921 | 1.71 | 1.93 | 0.635 | 0.534 | 0.212 | 0.379 | 0.295 | 0.407 | 0.373 | 0.279 | 0.327 |
| 29. | 0.496 | 1.03 | 2.56 | 1.72 | 1.85 | 0.610 | 0.559 | 0.221 | 0.562 | 0.183 | 0.344 | 0.281 | 0.303 | 0.330 |
| 30. | 0.516 | 0.962 | 4.22 | | 1.72 | 0.686 | 0.503 | 0.240 | 0.481 | 0.169 | 0.319 | 0.270 | 0.285 | 0.325 |
| 31. | | 0.867 | 2.54 | | 1.61 | | 0.478 | | 0.449 | 0.169 | | 0.325 | | 0.354 |

## Hauptwerte

| | 1999 Nov | 1999 Dez | 2000 Jan | Feb | Mrz | Apr | Mai | Jun | Jul | Aug | Sep | Okt | Nov | Dez |
|---|---|---|---|---|---|---|---|---|---|---|---|---|---|---|
| Tag | 1. | 22. | 15. | 12. | 24. | 29. | 15. | 26. | 21. | 30. | 24. | 26. | 12. | 4. |
| NQ | 0.363 | 0.477 | 0.726 | 1.32 | 1.55 | 0.610 | 0.457 | 0.192 | 0.195 | 0.169 | 0.187 | 0.229 | 0.225 | 0.245 |
| MQ | 0.616 | 0.848 | 1.12 | 1.68 | 2.23 | 0.943 | 0.569 | 0.378 | 0.380 | 0.308 | 0.300 | 0.340 | 0.273 | 0.344 |
| HQ | 1.11 | 3.07 | 7.71 | 3.21 | 7.19 | 1.60 | 1.06 | 1.94 | 2.79 | 1.05 | 1.09 | 0.603 | 0.379 | 0.669 |
| Tag | 19. | 12. | 29. | 25. | 9. | 1. | 25. | 6. | 5. | 2. | 7. | 9. | 7. | 14. |
| $h_N$ mm | 35 | 124 | 71 | 75 | 99 | 36 | 45 | 65 | 123 | 62 | 62 | 42 | 27 | 48 |
| $h_A$ mm | 16 | 22 | 29 | 41 | 58 | 24 | 15 | 10 | 10 | 8 | 8 | 9 | 7 | 9 |

| | 1977/1999 | | 1978/2000 23 Kalenderjahre | | | | | | | | | | | |
|---|---|---|---|---|---|---|---|---|---|---|---|---|---|---|
| Jahr | 1983 | 1983 | 1996 | 1996 | 1996 | 1996 | 1991 | 1997 | 1990 | 1996 | 1994 | 1994 | 1983 | 1983 |
| NQ | 0.116 | 0.218 | 0.289 | 0.389 | 0.368 | 0.343 | 0.277 | 0.149 | 0.119 | 0.055 | 0.058 | 0.056 | 0.116 | 0.218 |
| MNQ | 0.385 | 0.548 | 0.829 | 0.907 | 0.885 | 0.688 | 0.429 | 0.333 | 0.259 | 0.208 | 0.220 | 0.274 | 0.376 | 0.534 |
| MQ | 0.791 | 1.20 | 1.75 | 1.49 | 1.69 | 1.07 | 0.670 | 0.508 | 0.432 | 0.370 | 0.384 | 0.548 | 0.761 | 1.18 |
| MHQ | 3.55 | 5.69 | 6.68 | 5.01 | 7.06 | 2.93 | 2.46 | 2.30 | 1.65 | 1.73 | 1.66 | 3.07 | 3.40 | 5.62 |
| HQ | 14.7 | 15.8 | 17.7 | 10.2 | 15.6 | 9.46 | 9.76 | 12.5 | 3.30 | 5.89 | 6.75 | 25.6 | 14.7 | 15.8 |
| Jahr | 1998 | 1986 | 1994 | 1996 | 1979 | 1994 | 1984 | 1981 | 1981 | 1991 | 1993 | 1998 | 1998 | 1986 |
| $Mh_N$ mm | 56 | 71 | 62 | 43 | 65 | 44 | 59 | 67 | 65 | 64 | 64 | 57 | 52 | 71 |
| $Mh_A$ mm | 20 | 31 | 46 | 36 | 44 | 27 | 18 | 13 | 11 | 10 | 10 | 14 | 19 | 31 |

| | | Abflussjahr (*) 2000 Jahr | Datum | Winter | Sommer | Kalenderjahr 2000 Jahr | Datum |
|---|---|---|---|---|---|---|---|
| NQ | m³/s | 0.169 | am 30.08.2000 | 0.363 | 0.169 | 0.169 | am 30.08.2000 |
| MQ | m³/s | 0.808 | | 1.24 | 0.380 | 0.737 | |
| HQ | m³/s | 7.71 | am 29.01.2000 bei W = 202 cm | 7.71 | 2.79 | 7.71 | am 29.01.2000 bei W = 202 cm |
| Nq | l/(skm²) | 1.65 | | 3.55 | 1.65 | 1.65 | |
| Mq | l/(skm²) | 7.90 | | 12.1 | 3.71 | 7.21 | |
| Hq | l/(skm²) | 75.4 | | 75.4 | 27.3 | 75.4 | |
| $h_N$ | mm | 839 | | 440 | 399 | 755 | |
| $h_A$ | mm | 250 | | 191 | 59 | 228 | |

| | | 1978/2000 (*) 23 Jahre | | | | 1978/2000 | |
|---|---|---|---|---|---|---|---|
| NQ | m³/s | 0.055 | am 25.08.1996 | 0.116 | 0.055 | 0.055 | am 25.08.1996 |
| MNQ | m³/s | 0.160 | | 0.362 | 0.163 | 0.160 | |
| MQ | m³/s | 0.907 | | 1.34 | 0.486 | 0.903 | |
| MHQ | m³/s | 11.8 | | 10.7 | 5.43 | 11.7 | |
| HQ | m³/s | 25.6 | am 28.10.1998 bei W = 305 cm | 17.7 | 25.6 | 25.6 | am 28.10.1998 bei W = 305 cm |
| $HQ_1$ | m³/s | 11.2 | | | | | |
| $HQ_5$ | m³/s | 15.9 | | | | | |
| MNq | l/(skm²) | 1.57 | | 3.54 | 1.60 | 1.57 | |
| Mq | l/(skm²) | 8.87 | | 13.1 | 4.75 | 8.83 | |
| MHq | l/(skm²) | 115 | | 104 | 53.1 | 114 | |
| $Mh_N$ | mm | 716 | | 340 | 376 | 712 | |
| $Mh_A$ | mm | 280 | | 204 | 76 | 279 | |

## Extremwerte

| | Niedrigwasser (n) m³/s | l/(skm²) | Datum | Hochwasser m³/s | l/(skm²) | cm | Datum |
|---|---|---|---|---|---|---|---|
| 1 | 0.055 | 0.541 | 25.08.1996 | 25.6 | 250 | 305 | 28.10.1998 |
| 2 | 0.056 | 0.544 | 1.10.1994 | 17.7 | 173 | 279 | 28.01.1994 |
| 3 | 0.068 | 0.662 | 18.09.1997 | 16.3 | 160 | 263 | 2.01.1987 |
| 4 | 0.076 | 0.745 | 8.09.1983 | 15.8 | 154 | 272 | 31.12.1986 |
| 5 | 0.091 | 0.893 | 10.08.1998 | 15.6 | 153 | 264 | 31.12.1993 |
| 6 | 0.105 | 1.02 | 12.08.1990 | 15.6 | 153 | 253 | 4.03.1979 |
| 7 | 0.111 | 1.09 | 5.09.1982 | 15.5 | 152 | 285 | 4.10.1993 |
| 8 | 0.148 | 1.45 | 15.09.1999 | 14.8 | 145 | 241 | 18.03.1987 |
| 9 | 0.149 | 1.46 | 20.08.1989 | 14.7 | 144 | 251 | 1.11.1998 |
| 10 | 0.158 | 1.55 | 19.08.1986 | 14.3 | 140 | 245 | 19.03.1994 |

## Dauertabelle

| Unterschreitungsdauer in Tagen | Unterschrittene Abflüsse m³/s: Abflussjahr (*) 2000 | Kalenderjahr 2000 | 1978/2000 23 Kalenderjahre Obere Hüllkurve | Mittlere Werte | Untere Hüllkurve |
|---|---|---|---|---|---|
| 364 | 4.60 | 4.60 | 21.1 | 8.30 | 3.63 |
| 363 | 4.22 | 4.22 | 12.6 | 6.42 | 2.90 |
| 362 | 3.58 | 3.58 | 10.4 | 5.40 | 2.72 |
| 361 | 3.38 | 3.38 | 10.3 | 4.84 | 2.35 |
| 360 | 3.07 | 3.07 | 8.57 | 4.53 | 2.31 |
| 359 | 2.83 | 2.83 | 7.82 | 4.23 | 2.27 |
| 358 | 2.79 | 2.79 | 7.51 | 4.03 | 1.59 |
| 357 | 2.62 | 2.62 | 6.77 | 3.81 | 1.54 |
| 356 | 2.60 | 2.60 | 6.64 | 3.63 | 1.43 |
| 350 | 2.21 | 2.21 | 4.98 | 2.85 | 1.08 |
| 340 | 1.93 | 1.93 | 3.91 | 2.23 | 0.916 |
| 330 | 1.77 | 1.77 | 3.42 | 1.85 | 0.765 |
| 320 | 1.70 | 1.69 | 2.74 | 1.61 | 0.711 |
| 300 | 1.43 | 1.38 | 2.17 | 1.29 | 0.580 |
| 270 | 0.983 | 0.874 | 1.53 | 0.997 | 0.526 |
| 240 | 0.779 | 0.671 | 1.10 | 0.834 | 0.455 |
| 210 | 0.663 | 0.503 | 0.942 | 0.712 | 0.425 |
| 183 | 0.564 | 0.428 | 0.799 | 0.606 | 0.390 |
| 150 | 0.484 | 0.343 | 0.703 | 0.497 | 0.310 |
| 130 | 0.435 | 0.323 | 0.634 | 0.441 | 0.271 |
| 120 | 0.384 | 0.315 | 0.583 | 0.418 | 0.243 |
| 110 | 0.361 | 0.307 | 0.553 | 0.396 | 0.217 |
| 100 | 0.343 | 0.298 | 0.541 | 0.372 | 0.197 |
| 90 | 0.329 | 0.291 | 0.520 | 0.348 | 0.170 |
| 80 | 0.318 | 0.278 | 0.495 | 0.323 | 0.159 |
| 70 | 0.306 | 0.271 | 0.483 | 0.301 | 0.151 |
| 60 | 0.293 | 0.264 | 0.460 | 0.282 | 0.145 |
| 50 | 0.270 | 0.256 | 0.447 | 0.262 | 0.125 |
| 40 | 0.251 | 0.245 | 0.433 | 0.238 | 0.105 |
| 30 | 0.234 | 0.234 | 0.419 | 0.212 | 0.093 |
| 25 | 0.230 | 0.229 | 0.400 | 0.196 | 0.089 |
| 20 | 0.227 | 0.225 | 0.386 | 0.178 | 0.082 |
| 15 | 0.219 | 0.219 | 0.362 | 0.160 | 0.080 |
| 10 | 0.210 | 0.210 | 0.350 | 0.139 | 0.078 |
| 9 | 0.207 | 0.207 | 0.349 | 0.133 | 0.077 |
| 8 | 0.206 | 0.206 | 0.345 | 0.129 | 0.074 |
| 7 | 0.203 | 0.203 | 0.341 | 0.124 | 0.072 |
| 6 | 0.200 | 0.200 | 0.334 | 0.118 | 0.069 |
| 5 | 0.195 | 0.195 | 0.318 | 0.108 | 0.064 |
| 4 | 0.192 | 0.192 | 0.317 | 0.099 | 0.062 |
| 3 | 0.190 | 0.190 | 0.314 | 0.091 | 0.060 |
| 2 | 0.187 | 0.187 | 0.313 | 0.085 | 0.058 |
| 1 | 0.183 | 0.183 | 0.304 | 0.078 | 0.057 |
| 0 | 0.169 | 0.169 | 0.292 | 0.055 | 0.055 |

*) Abflussjahr: 1.11. des Vorjahres bis 31.10.

$A_{Eo}$ : 1014 $km^2$

PNP : NN + 27.18 m

Lage: 22.7 km oberhalb der Mündung links

Q $m^3/s$

Pegel : Heide OP Nr. 4767109

Gewässer : Große Aue

Gebiet : Mittelweser

## Tageswerte

| Tag | 1999 Nov | 1999 Dez | 2000 Jan | Feb | Mrz | Apr | Mai | Jun | Jul | Aug | Sep | Okt | Nov | Dez |
|---|---|---|---|---|---|---|---|---|---|---|---|---|---|---|
| 1. | 1.14 | 2.12 | 8.98 | 18.8 | 13.3 | 12.2 | 4.78 | 2.12 | 1.14 | 2.45 | 1.80 | 1.47 | 3.89 | 3.11 |
| 2. | 1.47 | 2.12 | 8.44 | 15.7 | 13.9 | 11.7 | 5.22 | 1.80 | 0.808 | 3.44 | 2.78 | 2.12 | 3.89 | 3.44 |
| 3. | 1.47 | 2.45 | 7.45 | 14.5 | 15.7 | 11.1 | 5.67 | 1.80 | 0.808 | 4.78 | 2.78 | 2.12 | 3.89 | 3.44 |
| 4. | 1.14 | 2.78 | 7.45 | 12.2 | 25.5 | 10.1 | 4.78 | 1.80 | 0.808 | 3.89 | 2.78 | 2.12 | 3.89 | 3.44 |
| 5. | 0.808 | 2.78 | 10.6 | 11.1 | 21.4 | 8.98 | 4.33 | 1.80 | 1.47 | 2.78 | 3.11 | 2.45 | 3.44 | 3.89 |
| 6. | 0.479 | 2.78 | 11.7 | 10.6 | 17.6 | 7.90 | 3.89 | 7.45 | 4.33 | 2.45 | 2.45 | 2.45 | 3.11 | 2.78 |
| 7. | 0.479 | 3.11 | 10.1 | 9.52 | 15.1 | 7.01 | 3.44 | 8.98 | 4.78 | 2.12 | 3.11 | 2.78 | 3.89 | 2.78 |
| 8. | 0.808 | 5.67 | 8.98 | 9.52 | 14.5 | 6.56 | 3.44 | 6.12 | 3.11 | 2.12 | 3.89 | 3.11 | 3.44 | 3.11 |
| 9. | 0.808 | 6.56 | 7.90 | 10.6 | 22.1 | 6.56 | 3.44 | 4.33 | 2.78 | 2.12 | 3.89 | 3.89 | 3.44 | 3.11 |
| 10. | 0.479 | 5.67 | 7.01 | 11.1 | 36.8 | 6.12 | 3.44 | 3.44 | 2.45 | 2.12 | 3.11 | 4.78 | 3.44 | 3.11 |
| 11. | 1.14 | 4.78 | 6.56 | 10.6 | 34.6 | 6.12 | 3.44 | 2.78 | 2.12 | 2.12 | 3.11 | 5.22 | 3.44 | 3.44 |
| 12. | 3.11 | 7.01 | 5.67 | 10.6 | 33.2 | 5.67 | 3.11 | 2.45 | 2.12 | 2.12 | 3.11 | 3.44 | 3.44 | 5.22 |
| 13. | 1.80 | 15.1 | 5.67 | 11.1 | 26.2 | 5.22 | 2.78 | 2.12 | 2.12 | 1.80 | 2.78 | 3.11 | 3.89 | 6.12 |
| 14. | 1.80 | 14.5 | 5.22 | 15.7 | 20.8 | 6.12 | 2.78 | 1.80 | 1.80 | 1.47 | 2.45 | 2.78 | 5.22 | 5.22 |
| 15. | 1.80 | 13.9 | 4.78 | 15.1 | 24.8 | 6.56 | 2.45 | 1.80 | 2.12 | 1.47 | 2.45 | 2.78 | 4.78 | 6.12 |
| 16. | 1.80 | 11.7 | 4.33 | 13.9 | 26.9 | 7.01 | 2.45 | 2.12 | 2.12 | 1.47 | 2.45 | 2.78 | 3.89 | 7.01 |
| 17. | 2.12 | 8.98 | 4.33 | 14.5 | 22.8 | 6.56 | 2.12 | 1.80 | 2.12 | 1.80 | 2.78 | 3.11 | 3.89 | 6.56 |
| 18. | 2.45 | 8.98 | 5.22 | 14.5 | 19.4 | 5.67 | 2.12 | 1.80 | 2.12 | 1.80 | 3.44 | 3.89 | 3.89 | 5.67 |
| 19. | 2.12 | 8.44 | 5.22 | 15.1 | 18.2 | 4.78 | 2.12 | 1.47 | 2.12 | 1.80 | 3.11 | 2.45 | 3.44 | 4.78 |
| 20. | 2.12 | 7.45 | 4.78 | 15.7 | 16.4 | 4.78 | 2.45 | 1.14 | 1.80 | 1.80 | 2.78 | 2.12 | 3.44 | 4.33 |
| 21. | 2.45 | 6.12 | 4.78 | 14.5 | 13.9 | 4.78 | 2.45 | 1.14 | 1.47 | 2.12 | 2.45 | 2.12 | 3.44 | 3.89 |
| 22. | 2.45 | 6.12 | 5.22 | 12.2 | 12.2 | 4.78 | 2.45 | 1.14 | 1.47 | 2.12 | 2.12 | 2.12 | 3.11 | 3.44 |
| 23. | 1.80 | 6.12 | 10.1 | 11.7 | 11.7 | 4.78 | 2.45 | 1.14 | 1.47 | 1.80 | 1.80 | 2.78 | 3.11 | 3.44 |
| 24. | 2.45 | 6.56 | 10.1 | 11.1 | 11.1 | 4.78 | 2.45 | 1.80 | 1.47 | 1.80 | 1.80 | 3.44 | 3.44 | 3.44 |
| 25. | 2.78 | 7.45 | 7.45 | 13.9 | 11.1 | 6.56 | 3.11 | 2.12 | 1.47 | 1.47 | 2.12 | 3.44 | 3.44 | 3.44 |
| 26. | 2.78 | 11.1 | 6.56 | 21.4 | 15.7 | 6.56 | 3.89 | 2.12 | 1.47 | 1.47 | 3.11 | 2.78 | 3.44 | 3.44 |
| 27. | 2.45 | 14.5 | 6.56 | 18.2 | 22.8 | 5.22 | 3.44 | 1.80 | 1.47 | 1.14 | 3.11 | 2.78 | 3.11 | 3.44 |
| 28. | 2.45 | 15.7 | 6.12 | 14.5 | 19.4 | 5.22 | 2.78 | 1.47 | 2.78 | 1.14 | 3.44 | 3.89 | 3.11 | 3.44 |
| 29. | 2.45 | 13.3 | 7.45 | 13.3 | 16.4 | 5.22 | 2.78 | 1.47 | 4.33 | 1.47 | 3.11 | 4.33 | 3.44 | 3.44 |
| 30. | 2.12 | 10.6 | 17.6 | | 15.1 | 4.78 | 2.78 | 1.47 | 3.44 | 1.47 | 2.45 | 3.89 | 3.89 | 3.44 |
| 31. | | 9.52 | 22.1 | | 13.3 | | 2.45 | | 2.78 | 1.47 | | 3.89 | | 3.44 |

## Hauptwerte

| | 1999 Nov | 1999 Dez | 2000 Jan | Feb | Mrz | Apr | Mai | Jun | Jul | Aug | Sep | Okt | Nov | Dez |
|---|---|---|---|---|---|---|---|---|---|---|---|---|---|---|
| Tag | 6.+ | 1.+ | 16.+ | 7.+ | 24.+ | 19.+ | 17.+ | 20.+ | 2.+ | 27.+ | 1.+ | 1. | 6.+ | 6.+ |
| NQ | 0.479 | 2.12 | 4.33 | 9.52 | 11.1 | 4.78 | 2.12 | 1.14 | 0.808 | 1.14 | 1.80 | 1.47 | 3.11 | 2.78 |
| MQ | 1.78 | 7.87 | 7.88 | 13.5 | 19.4 | 6.65 | 3.20 | 2.49 | 2.15 | 2.04 | 2.79 | 3.05 | 3.64 | 4.03 |
| HQ | 5.67 | 16.4 | 22.1 | 22.1 | 37.5 | 12.8 | 5.67 | 10.6 | 5.67 | 5.22 | 7.45 | 6.12 | 6.12 | 8.98 |
| Tag | 11. | 13.+ | 30. | 26. | 10. | 1. | 2. | 6. | 6. | 2. | 28. | 11. | 14. | 11. |
| $h_N$ mm | 25 | 99 | 50 | 67 | 88 | 35 | 43 | 64 | 86 | 69 | 64 | 45 | 26 | 42 |
| $h_A$ mm | 5 | 21 | 21 | 33 | 51 | 17 | 8 | 6 | 6 | 5 | 7 | 8 | 9 | 11 |

| | 1964/1999 | | 1965/2000 | | | | | | 36 Jahre | | | | | |
|---|---|---|---|---|---|---|---|---|---|---|---|---|---|---|
| Jahr | 1997 | 1964 | 1996 | 1996 | 1972 | 1974 | 1971 | 1996 | 1996 | 1996 | 1991+ | 1969 | 1997 | 1995 |
| NQ | 0.113 | 0.730 | 0.479 | 0.808 | 0.880 | 0.880 | 0.100 | 0.150 | 0.076 | 0.039 | 0.039 | 0.100 | 0.113 | 0.995 |
| MNQ | 3.03 | 4.45 | 5.34 | 5.61 | 5.90 | 4.32 | 2.54 | 1.86 | 1.25 | 0.954 | 1.23 | 1.97 | 3.11 | 4.50 |
| MQ | 7.05 | 11.1 | 13.2 | 11.7 | 12.5 | 9.10 | 5.48 | 4.00 | 3.07 | 2.27 | 3.00 | 4.59 | 7.07 | 11.1 |
| MHQ | 20.2 | 30.5 | 36.0 | 30.6 | 36.1 | 23.1 | 17.4 | 14.1 | 10.4 | 7.19 | 8.94 | 14.3 | 20.2 | 30.5 |
| HQ | 87.6 | 86.4 | 96.7 | 81.4 | 106 | 68.4 | 55.4 | 66.0 | 64.8 | 27.2 | 36.8 | 106 | 87.6 | 86.4 |
| Jahr | 1998 | 1986 | 1968 | 1970 | 1981 | 1994 | 1967 | 1981 | 1981 | 1966 | 1993 | 1998 | 1998 | 1986 |
| $Mh_N$ mm | 57 | 64 | 58 | 41 | 52 | 48 | 57 | 72 | 64 | 64 | 58 | 57 | 56 | 64 |
| $Mh_A$ mm | 18 | 29 | 35 | 29 | 33 | 23 | 14 | 10 | 8 | 6 | 8 | 12 | 18 | 29 |

| | Abflußjahr (*) 2000 Jahr | Datum | Winter | Sommer | Kalenderjahr 2000 Jahr | Datum |
|---|---|---|---|---|---|---|
| NQ $m^3/s$ | 0.479 | am 06.11.1999 | 0.479 | 0.808 | 0.808 | am 02.07.2000 |
| MQ $m^3/s$ | 6.06 | | 9.53 | 2.62 | 5.88 | |
| HQ $m^3/s$ | 37.5 | am 10.03.2000 bei W= 326 cm | 37.5 | 10.6 | 37.5 | am 10.03.2000 bei W= 326 cm |
| Nq $l/(s km^2)$ | 0.472 | | 0.472 | 0.797 | 0.797 | |
| Mq $l/(s km^2)$ | 5.98 | | 9.40 | 2.58 | 5.80 | |
| Hq $l/(s km^2)$ | 37.0 | | 37.0 | 10.5 | 37.0 | |
| $h_N$ mm | 735 | | 364 | 371 | 679 | |
| $h_A$ mm | 189 | | 148 | 41 | 183 | |

| | 1965/2000 (*) 36 Jahre | | | | 1965/2000 | |
|---|---|---|---|---|---|---|
| NQ $m^3/s$ | 0.039 | am 15.09.1991 | 0.113 | 0.039 | 0.039 | am 15.09.1991 |
| MNQ $m^3/s$ | 0.562 | | 2.27 | 0.626 | 0.609 | |
| MQ $m^3/s$ | 7.24 | | 10.8 | 3.74 | 7.24 | |
| MHQ $m^3/s$ | 57.4 | | 53.4 | 27.8 | 58.0 | |
| HQ $m^3/s$ | 106 | am 13.03.1981 bei W= 444 cm | 106 | 106 | 106 | am 13.03.1981 bei W= 444 cm |
| $HQ_1$ $m^3/s$ | | | | | | |
| $HQ_5$ $m^3/s$ | | | | | | |
| MNq $l/(s km^2)$ | 0.554 | | 2.24 | 0.617 | 0.601 | |
| Mq $l/(s km^2)$ | 7.14 | | 10.7 | 3.69 | 7.14 | |
| MHq $l/(s km^2)$ | 56.6 | | 52.7 | 27.4 | 57.2 | |
| $Mh_N$ mm | 691 | | 319 | 371 | 691 | |
| $Mh_A$ mm | 226 | | 167 | 59 | 226 | |

## Extremwerte

| | Niedrigwasser $m^3/s$ | $l/(s km^2)$ | Datum | Hochwasser $m^3/s$ | $l/(s km^2)$ | cm | Datum |
|---|---|---|---|---|---|---|---|
| 1 | 0.039 | 0.038 | 06.08.1996 | 106 | 105 | 443 | 29.10.1998 |
| 2 | 0.039 | 0.038 | 15.09.1991 | 106 | 105 | 444 | 13.03.1981 |
| 3 | 0.050 | 0.049 | 04.09.1974 | 102 | 101 | 436 | 05.03.1979 |
| 4 | 0.050 | 0.049 | 18.08.1973 | 96.7 | 95.4 | 427 | 16.01.1968 |
| 5 | 0.070 | 0.069 | 01.08.1990 | 92.0 | 90.7 | 419 | 28.01.1994 |
| 6 | 0.076 | 0.075 | 11.08.1995 | 88.1 | 86.9 | 412 | 19.03.1994 |
| 7 | 0.100 | 0.099 | 11.07.1976 | 86.4 | 85.2 | 409 | 31.12.1986 |
| 8 | 0.100 | 0.099 | 18.08.1971 | 84.2 | 83.0 | 405 | 31.12.1993 |
| 9 | 0.100 | 0.099 | 08.07.1970 | 81.4 | 80.3 | 400 | 23.02.1970 |
| 10 | 0.100 | 0.099 | 20.08.1965 | 77.3 | 76.2 | 393 | 19.03.1987 |

## Dauertabelle

Unterschrittene Abflüsse $m^3/s$

| Unterschreitungsdauer in Tagen | Abfluß-jahr (*) 2000 | Kalenderjahr 2000 | 1965/2000 36 Kalenderjahre Obere Hüllwerte | Mittlere Werte | Untere Hüllwerte |
|---|---|---|---|---|---|
| (365) | 36.8 | 36.8 | | | |
| 364 | 34.6 | 34.6 | 105 | 60.2 | 22.1 |
| 363 | 33.2 | 33.2 | 103 | 47.8 | 16.2 |
| 362 | 26.9 | 26.9 | 95.0 | 41.1 | 16.2 |
| 361 | 26.2 | 26.2 | 82.0 | 38.2 | 16.2 |
| 360 | 25.5 | 25.5 | 76.8 | 36.0 | 15.7 |
| 359 | 24.8 | 24.8 | 70.8 | 34.0 | 13.6 |
| 358 | 24.8 | 24.8 | 70.8 | 32.0 | 13.3 |
| 357 | 24.8 | 24.8 | 70.0 | 31.0 | 12.8 |
| 356 | 22.8 | 22.8 | 61.9 | 29.9 | 12.2 |
| 350 | 20.8 | 20.8 | 44.5 | 24.4 | 10.8 |
| 340 | 16.4 | 16.4 | 34.6 | 19.5 | 9.22 |
| 330 | 15.1 | 15.1 | 30.4 | 17.0 | 7.60 |
| 320 | 14.5 | 13.3 | 23.6 | 15.0 | 7.01 |
| 300 | 11.7 | 10.6 | 19.9 | 11.7 | 5.22 |
| 270 | 7.90 | 7.01 | 16.4 | 8.91 | 4.33 |
| 240 | 6.12 | 5.22 | 12.8 | 6.90 | 3.11 |
| 210 | 4.78 | 4.33 | 10.6 | 5.55 | 2.12 |
| 183 | 3.89 | 3.89 | 8.98 | 4.67 | 1.80 |
| 150 | 3.11 | 3.44 | 7.18 | 3.84 | 1.47 |
| 130 | 2.78 | 3.11 | 6.34 | 3.28 | 1.14 |
| 120 | 2.78 | 3.11 | 6.00 | 3.15 | 1.14 |
| 110 | 2.78 | 3.11 | 5.92 | 2.85 | 1.14 |
| 100 | 2.45 | 2.78 | 5.92 | 2.74 | 0.808 |
| 90 | 2.45 | 2.78 | 5.55 | 2.40 | 0.808 |
| 80 | 2.45 | 2.45 | 5.50 | 2.27 | 0.808 |
| 70 | 2.45 | 2.45 | 5.14 | 1.95 | 0.479 |
| 60 | 2.12 | 2.45 | 5.14 | 1.86 | 0.479 |
| 50 | 2.12 | 2.12 | 4.78 | 1.56 | 0.430 |
| 40 | 1.80 | 2.12 | 4.78 | 1.30 | 0.150 |
| 30 | 1.80 | 1.80 | 4.43 | 0.880 | 0.113 |
| 25 | 1.80 | 1.80 | 4.43 | 0.808 | 0.113 |
| 20 | 1.80 | 1.80 | 4.43 | 0.530 | 0.113 |
| 15 | 1.47 | 1.80 | 4.43 | 0.479 | 0.113 |
| 10 | 1.47 | 1.80 | 4.08 | 0.320 | 0.113 |
| 9 | 1.47 | 1.47 | 4.08 | 0.280 | 0.076 |
| 8 | 1.14 | 1.47 | 4.08 | 0.152 | 0.076 |
| 7 | 1.14 | 1.47 | 4.08 | 0.152 | 0.076 |
| 6 | 1.14 | 1.47 | 3.78 | 0.152 | 0.076 |
| 5 | 1.14 | 1.47 | 3.78 | 0.152 | 0.076 |
| 4 | 1.14 | 1.47 | 3.78 | 0.150 | 0.076 |
| 3 | 1.14 | 1.47 | 3.78 | 0.113 | 0.076 |
| 2 | 0.808 | 1.14 | 3.78 | 0.113 | 0.076 |
| 1 | 0.808 | 1.14 | 3.78 | 0.100 | 0.076 |
| 0 | 0.479 | 0.808 | 3.45 | 0.039 | 0.039 |

(*) Abflußjahr: 1.11. des Vorjahres bis 31.10.

Repräsentativ für die Hydrologische Landschaft Moorgeest

$A_{Eo}$ : 163 $km^2$

PNP : NN + 32.48 m

Lage: 8.4 km oberhalb der Mündung rechts

Q $m^3/s$

Pegel : Sieden Nr. 4768111

Gewässer : Siede

Gebiet : Mittelweser

## Tageswerte

| Tag | 1999 Nov | 1999 Dez | 2000 Jan | Feb | Mrz | Apr | Mai | Jun | Jul | Aug | Sep | Okt | Nov | Dez |
|---|---|---|---|---|---|---|---|---|---|---|---|---|---|---|
| 1. | 0.463 | 0.698 | 0.877 | 1.35 | 1.25 | 1.37 | 0.741 | 0.466 | 0.390 | 0.494 | 0.493 | 0.593 | 0.645 | 0.695 |
| 2. | 0.490 | 0.703 | 0.828 | 1.40 | 1.17 | 1.73 | 0.837 | 0.439 | 0.366 | 1.28 | 0.582 | 0.594 | 0.643 | 0.698 |
| 3. | 0.494 | 0.766 | 0.781 | 1.25 | 3.22 | 1.49 | 0.802 | 0.436 | 0.363 | 0.893 | 0.776 | 0.595 | 0.641 | 0.701 |
| 4. | 0.473 | 0.973 | 0.935 | 1.11 | 2.59 | 1.27 | 0.735 | 0.433 | 0.380 | 0.594 | 0.718 | 0.573 | 0.639 | 0.673 |
| 5. | 0.476 | 0.908 | 1.13 | 1.12 | 1.71 | 1.07 | 0.706 | 0.430 | 0.697 | 0.499 | 0.557 | 0.574 | 0.608 | 0.676 |
| 6. | 0.479 | 0.914 | 0.970 | 1.02 | 1.61 | 1.00 | 0.678 | 1.28 | 0.588 | 0.495 | 0.534 | 0.598 | 0.606 | 0.649 |
| 7. | 0.482 | 1.16 | 0.888 | 1.03 | 1.36 | 0.963 | 0.650 | 0.761 | 0.487 | 0.469 | 0.658 | 0.599 | 0.660 | 0.652 |
| 8. | 0.486 | 1.37 | 0.842 | 1.15 | 2.18 | 0.926 | 0.622 | 0.580 | 0.464 | 0.485 | 0.657 | 0.577 | 0.687 | 0.655 |
| 9. | 0.489 | 1.09 | 0.763 | 1.36 | 4.79 | 0.887 | 0.620 | 0.484 | 0.498 | 0.502 | 0.626 | 0.625 | 0.656 | 0.658 |
| 10. | 0.492 | 0.976 | 0.717 | 1.13 | 3.20 | 0.884 | 0.618 | 0.435 | 0.456 | 0.455 | 0.598 | 0.685 | 0.659 | 0.661 |
| 11. | 0.496 | 1.04 | 0.703 | 1.14 | 4.00 | 0.849 | 0.591 | 0.409 | 0.433 | 0.471 | 0.575 | 0.686 | 0.635 | 0.693 |
| 12. | 0.500 | 2.42 | 0.660 | 1.04 | 3.02 | 0.846 | 0.563 | 0.384 | 0.429 | 0.466 | 0.552 | 0.654 | 0.638 | 0.789 |
| 13. | 0.504 | 2.38 | 0.646 | 1.09 | 2.23 | 0.844 | 0.561 | 0.381 | 0.426 | 0.462 | 0.553 | 0.623 | 0.668 | 0.822 |
| 14. | 0.508 | 2.06 | 0.609 | 1.10 | 2.53 | 0.977 | 0.560 | 0.378 | 0.440 | 0.437 | 0.531 | 0.621 | 0.671 | 0.643 |
| 15. | 0.513 | 1.47 | 0.596 | 1.13 | 3.49 | 0.873 | 0.558 | 0.531 | 0.418 | 0.452 | 0.532 | 0.596 | 0.647 | 0.641 |
| 16. | 0.517 | 1.10 | 0.583 | 1.24 | 2.69 | 0.871 | 0.556 | 0.483 | 0.414 | 0.448 | 0.556 | 0.595 | 0.621 | 1.49 |
| 17. | 0.521 | 0.983 | 0.592 | 1.32 | 1.94 | 0.869 | 0.580 | 0.457 | 0.410 | 0.464 | 0.557 | 0.593 | 0.624 | 1.20 |
| 18. | 0.526 | 0.974 | 0.579 | 1.27 | 1.74 | 0.867 | 0.553 | 0.454 | 0.407 | 0.459 | 0.558 | 0.591 | 0.599 | 1.04 |
| 19. | 0.557 | 0.863 | 0.565 | 1.56 | 1.64 | 0.965 | 0.551 | 0.429 | 0.403 | 0.454 | 0.559 | 0.589 | 0.601 | 0.932 |
| 20. | 0.561 | 0.787 | 0.601 | 1.50 | 1.44 | 0.963 | 0.550 | 0.382 | 0.399 | 0.450 | 0.560 | 0.587 | 0.604 | 0.830 |
| 21. | 0.593 | 0.779 | 0.639 | 1.20 | 1.28 | 0.894 | 0.548 | 0.358 | 0.395 | 0.584 | 0.538 | 0.586 | 0.584 | 0.790 |
| 22. | 0.598 | 0.716 | 0.818 | 1.20 | 1.20 | 0.858 | 0.521 | 0.419 | 0.392 | 0.636 | 0.539 | 0.584 | 0.587 | 0.752 |
| 23. | 0.630 | 0.764 | 0.995 | 1.23 | 1.08 | 0.823 | 0.520 | 0.395 | 0.388 | 0.545 | 0.540 | 0.582 | 0.590 | 0.713 |
| 24. | 0.663 | 0.824 | 0.752 | 1.14 | 1.03 | 0.953 | 0.516 | 0.497 | 0.384 | 0.471 | 0.518 | 0.580 | 0.616 | 0.676 |
| 25. | 0.695 | 1.01 | 0.645 | 1.70 | 1.11 | 0.951 | 0.588 | 0.451 | 0.397 | 0.470 | 0.519 | 0.601 | 0.618 | 0.669 |
| 26. | 0.701 | 1.56 | 0.654 | 1.49 | 2.62 | 0.783 | 0.535 | 0.427 | 0.428 | 0.467 | 0.611 | 0.599 | 0.621 | 0.662 |
| 27. | 0.678 | 1.61 | 0.694 | 1.16 | 2.37 | 0.749 | 0.531 | 0.424 | 0.423 | 0.466 | 0.640 | 0.597 | 0.624 | 0.656 |
| 28. | 0.683 | 1.27 | 0.703 | 1.03 | 1.81 | 0.720 | 0.503 | 0.420 | 0.559 | 0.474 | 0.641 | 0.652 | 0.627 | 0.649 |
| 29. | 0.688 | 1.06 | 1.53 | 1.22 | 1.60 | 0.718 | 0.500 | 0.396 | 0.647 | 0.464 | 0.614 | 0.678 | 0.658 | 0.672 |
| 30. | 0.693 | 1.01 | 1.69 | | 1.51 | 0.716 | 0.497 | 0.393 | 0.572 | 0.462 | 0.592 | 0.649 | 0.692 | 0.665 |
| 31. | | 0.926 | 1.61 | | 1.42 | | 0.469 | | 0.544 | 0.459 | | 0.647 | | 0.658 |

## Hauptwerte

| | 1999 Nov | 1999 Dez | 2000 Jan | Feb | Mrz | Apr | Mai | Jun | Jul | Aug | Sep | Okt | Nov | Dez |
|---|---|---|---|---|---|---|---|---|---|---|---|---|---|---|
| Tag | 1. | 1. | 19. | 6. | 24. | 30. | 31. | 21. | 3. | 14. | 1. | 4. | 21. | 15. |
| NQ | 0.463 | 0.698 | 0.565 | 1.02 | 1.03 | 0.716 | 0.469 | 0.358 | 0.363 | 0.437 | 0.493 | 0.573 | 0.584 | 0.641 |
| MQ | 0.555 | 1.13 | 0.826 | 1.23 | 2.09 | 0.956 | 0.592 | 0.474 | 0.452 | 0.523 | 0.583 | 0.610 | 0.632 | 0.754 |
| HQ | 0.701 | 3.98 | 2.64 | 2.12 | 6.60 | 1.94 | 0.870 | 1.74 | 1.12 | 1.93 | 0.928 | 0.686 | 0.692 | 2.03 |
| Tag | 26. | 12. | 29. | 25. | 9. | 1. | 2. | 6. | 5. | 2. | 3. | 10. | 30. | 16. |
| $h_N$ mm | 23 | 98 | 45 | 67 | 92 | 38 | 39 | 60 | 85 | 78 | 69 | 46 | 31 | 48 |
| $h_A$ mm | 9 | 19 | 14 | 19 | 34 | 15 | 10 | 8 | 7 | 9 | 9 | 10 | 10 | 12 |
| | 1978/1999 | | 1979/2000 | | | | | | 22 Jahre | | | | | |
| Jahr | 1989 | 1989 | 2000 | 1998 | 1996 | 1996 | 1998 | 1992 | 1986 | 1996 | 1989 | 1986 | 1989 | 1989 |
| NQ | 0.461 | 0.453 | 0.565 | 0.556 | 0.612 | 0.451 | 0.367 | 0.348 | 0.249 | 0.228 | 0.250 | 0.391 | 0.461 | 0.453 |
| MNQ | 0.649 | 0.730 | 0.913 | 0.965 | 1.00 | 0.807 | 0.645 | 0.569 | 0.509 | 0.454 | 0.471 | 0.555 | 0.653 | 0.734 |
| MQ | 1.07 | 1.45 | 1.91 | 1.81 | 2.02 | 1.24 | 0.877 | 0.823 | 0.708 | 0.688 | 0.629 | 0.860 | 1.07 | 1.44 |
| MHQ | 3.19 | 5.81 | 6.67 | 6.30 | 7.96 | 3.53 | 1.82 | 3.43 | 1.89 | 2.11 | 1.25 | 2.84 | 3.19 | 5.54 |
| HQ | 10.7 | 16.8 | 20.4 | 15.5 | 19.3 | 15.4 | 5.80 | 15.7 | 6.24 | 7.15 | 4.92 | 22.3 | 10.7 | 16.8 |
| Jahr | 1998 | 1993 | 1994 | 1996 | 1979 | 1994 | 1987 | 1997 | 1993 | 1989 | 1993 | 1998 | 1998 | 1993 |
| $Mh_N$ mm | 54 | 74 | 62 | 45 | 59 | 45 | 49 | 69 | 65 | 71 | 56 | 65 | 55 | 72 |
| $Mh_A$ mm | 17 | 24 | 31 | 28 | 33 | 20 | 14 | 13 | 12 | 11 | 10 | 14 | 17 | 24 |

| | Abflußjahr (*) 2000 Jahr | Datum | Winter | Sommer | Kalenderjahr 2000 Jahr | Datum |
|---|---|---|---|---|---|---|
| NQ $m^3/s$ | 0.358 | am 21.06.2000 | 0.463 | 0.358 | 0.358 | am 21.06.2000 |
| MQ $m^3/s$ | 0.835 | | 1.14 | 0.539 | 0.810 | |
| HQ $m^3/s$ | 6.60 | am 09.03.2000 bei W= 165 cm | 6.60 | 1.93 | 6.60 | am 09.03.2000 bei W= 165 cm |
| Nq $l/(s km^2)$ | 2.20 | | 2.84 | 2.20 | 2.20 | |
| Mq $l/(s km^2)$ | 5.12 | | 6.99 | 3.31 | 4.97 | |
| Hq $l/(s km^2)$ | 40.5 | | 40.5 | 11.8 | 40.5 | |
| $h_N$ mm | 740 | | 363 | 377 | 698 | |
| $h_A$ mm | 162 | | 110 | 53 | 157 | |
| | 1979/2000 (*) 22 Jahre | | | | 1979/2000 | |
| NQ $m^3/s$ | 0.228 | am 07.08.1996 | 0.451 | 0.228 | 0.228 | am 07.08.1996 |
| MNQ $m^3/s$ | 0.374 | | 0.609 | 0.381 | 0.381 | |
| MQ $m^3/s$ | 1.17 | | 1.58 | 0.764 | 1.17 | |
| MHQ $m^3/s$ | 12.5 | | 11.1 | 5.74 | 12.7 | |
| HQ $m^3/s$ | 22.3 | am 28.10.1998 bei W= 276 cm | 20.4 | 22.3 | 22.3 | am 28.10.1998 bei W= 276 cm |
| $HQ_1$ $m^3/s$ | | | | | | |
| $HQ_5$ $m^3/s$ | | | | | | |
| MNq $l/(s km^2)$ | 2.29 | | 3.74 | 2.34 | 2.34 | |
| Mq $l/(s km^2)$ | 7.18 | | 9.69 | 4.69 | 7.18 | |
| MHq $l/(s km^2)$ | 76.7 | | 68.1 | 35.2 | 77.9 | |
| $Mh_N$ mm | 717 | | 340 | 377 | 715 | |
| $Mh_A$ mm | 227 | | 152 | 75 | 227 | |

## Extremwerte

| | Niedrigwasser $m^3/s$ | $l/(s km^2)$ | Datum | Hochwasser $m^3/s$ | $l/(s km^2)$ | cm | Datum |
|---|---|---|---|---|---|---|---|
| 1 | 0.228 | 1.40 | 08.08.1996 | 22.3 | 137 | 276 | 28.10.1998 |
| 2 | 0.237 | 1.45 | 01.08.1986 | 20.4 | 125 | 263 | 28.01.1994 |
| 3 | 0.250 | 1.53 | 13.09.1989 | 19.3 | 118 | 260 | 04.03.1979 |
| 4 | 0.263 | 1.61 | 12.08.1990 | 18.4 | 113 | 249 | 11.03.1981 |
| 5 | 0.284 | 1.74 | 03.07.1992 | 17.2 | 106 | 239 | 19.03.1994 |
| 6 | 0.298 | 1.83 | 06.09.1999 | 16.8 | 103 | 237 | 31.12.1993 |
| 7 | 0.312 | 1.91 | 14.08.1988 | 15.7 | 96.3 | 230 | 30.06.1997 |
| 8 | 0.317 | 1.94 | 07.09.1980 | 15.5 | 95.1 | 229 | 16.02.1996 |
| 9 | 0.326 | 2.00 | 01.09.1991 | 15.5 | 95.1 | 229 | 06.06.1979 |
| 10 | 0.352 | 2.16 | 21.08.1983 | 15.4 | 94.5 | 226 | 05.04.1994 |

## Dauertabelle

Unterschrittene Abflüsse $m^3/s$

| Unterschreitungsdauer in Tagen | Abfluß-jahr (*) 2000 | Kalenderjahr 2000 | 1979/2000 22 Kalenderjahre Obere Hüllwerte | Mittlere Werte | Untere Hüllwerte |
|---|---|---|---|---|---|
| (365) | 4.79 | 4.79 | | | |
| 364 | 4.00 | 4.00 | 18.9 | 8.59 | 2.98 |
| 363 | 3.49 | 3.49 | 16.2 | 7.09 | 2.87 |
| 362 | 3.22 | 3.22 | 13.2 | 6.50 | 2.54 |
| 361 | 3.20 | 3.20 | 12.4 | 5.95 | 2.45 |
| 360 | 3.02 | 3.02 | 10.2 | 5.55 | 2.37 |
| 359 | 2.69 | 2.69 | 8.88 | 5.23 | 2.15 |
| 358 | 2.62 | 2.62 | 7.61 | 4.95 | 1.92 |
| 357 | 2.59 | 2.59 | 7.45 | 4.65 | 1.92 |
| 356 | 2.53 | 2.53 | 7.17 | 4.35 | 1.92 |
| 350 | 2.06 | 1.74 | 6.48 | 3.29 | 1.38 |
| 340 | 1.64 | 1.53 | 5.08 | 2.60 | 1.11 |
| 330 | 1.47 | 1.37 | 4.25 | 2.16 | 0.933 |
| 320 | 1.32 | 1.27 | 3.15 | 1.88 | 0.811 |
| 300 | 1.14 | 1.09 | 2.56 | 1.51 | 0.730 |
| 270 | 0.965 | 0.867 | 2.06 | 1.21 | 0.675 |
| 240 | 0.802 | 0.713 | 1.70 | 1.05 | 0.633 |
| 210 | 0.688 | 0.659 | 1.53 | 0.930 | 0.620 |
| 183 | 0.623 | 0.640 | 1.36 | 0.838 | 0.571 |
| 150 | 0.586 | 0.597 | 1.22 | 0.738 | 0.531 |
| 130 | 0.561 | 0.586 | 1.18 | 0.693 | 0.483 |
| 120 | 0.556 | 0.577 | 1.17 | 0.670 | 0.453 |
| 110 | 0.538 | 0.560 | 1.14 | 0.650 | 0.450 |
| 100 | 0.520 | 0.552 | 1.11 | 0.630 | 0.446 |
| 90 | 0.502 | 0.534 | 1.08 | 0.612 | 0.442 |
| 80 | 0.493 | 0.503 | 1.06 | 0.590 | 0.422 |
| 70 | 0.479 | 0.487 | 1.03 | 0.568 | 0.403 |
| 60 | 0.467 | 0.467 | 0.979 | 0.548 | 0.393 |
| 50 | 0.462 | 0.462 | 0.954 | 0.522 | 0.379 |
| 40 | 0.440 | 0.440 | 0.901 | 0.494 | 0.371 |
| 30 | 0.428 | 0.428 | 0.833 | 0.464 | 0.362 |
| 25 | 0.420 | 0.420 | 0.802 | 0.448 | 0.352 |
| 20 | 0.409 | 0.409 | 0.763 | 0.432 | 0.326 |
| 15 | 0.396 | 0.396 | 0.748 | 0.410 | 0.319 |
| 10 | 0.390 | 0.390 | 0.732 | 0.385 | 0.288 |
| 9 | 0.388 | 0.388 | 0.732 | 0.379 | 0.284 |
| 8 | 0.388 | 0.388 | 0.731 | 0.370 | 0.284 |
| 7 | 0.388 | 0.388 | 0.731 | 0.361 | 0.284 |
| 6 | 0.382 | 0.382 | 0.699 | 0.353 | 0.262 |
| 5 | 0.381 | 0.381 | 0.699 | 0.340 | 0.258 |
| 4 | 0.380 | 0.380 | 0.699 | 0.327 | 0.249 |
| 3 | 0.378 | 0.378 | 0.699 | 0.319 | 0.230 |
| 2 | 0.366 | 0.366 | 0.699 | 0.306 | 0.229 |
| 1 | 0.363 | 0.363 | 0.668 | 0.286 | 0.229 |
| 0 | 0.358 | 0.358 | 0.667 | 0.228 | 0.228 |

(*) Abflußjahr: 1.11. des Vorjahres bis 31.10.

Repräsentativ für die Hydrologische Landschaft Moorgeest

$A_{Eo}$ : 152 km²
PNP :NN + 113.22 m
Lage: 237.0 km oberhalb Mündung links

# Q
m³/s

Pegel : Alleringersleben Nr. 440004
Gewässer : Aller
Gebiet : Aller

## Tageswerte

| Tag | 1999 Nov | 1999 Dez | 2000 Jan | Feb | Mrz | Apr | Mai | Jun | Jul | Aug | Sep | Okt | Nov | Dez |
|---|---|---|---|---|---|---|---|---|---|---|---|---|---|---|
| 1. | 0.164 | 0.202 | 0.253 | 0.569 | 0.751 | 0.657 | 0.291 | 0.127 | 0.079 | 0.140 | 0.164 | 0.127 | 0.140 | 0.177 |
| 2. | 0.164 | 0.215 | 0.253 | 0.513 | 0.657 | 0.598 | 0.291 | 0.115 | 0.067 | 0.152 | 0.202 | 0.127 | 0.152 | 0.189 |
| 3. | 0.152 | 0.215 | 0.227 | 0.487 | 0.627 | 0.569 | 0.266 | 0.115 | 0.103 | 0.152 | 0.227 | 0.115 | 0.164 | 0.189 |
| 4. | 0.152 | 0.227 | 0.227 | 0.461 | 0.598 | 0.569 | 0.266 | 0.115 | 0.091 | 0.177 | 0.227 | 0.115 | 0.189 | 0.177 |
| 5. | 0.152 | 0.227 | 0.240 | 0.435 | 0.541 | 0.541 | 0.253 | 0.140 | 0.115 | 0.152 | 0.164 | 0.127 | 0.152 | 0.177 |
| 6. | 0.152 | 0.240 | 0.227 | 0.435 | 0.513 | 0.513 | 0.253 | 0.152 | 0.079 | 0.140 | 0.164 | 0.140 | 0.152 | 0.177 |
| 7. | 0.152 | 0.266 | 0.202 | 0.386 | 0.487 | 0.461 | 0.240 | 0.127 | 0.079 | 0.140 | 0.202 | 0.140 | 0.164 | 0.189 |
| 8. | 0.164 | 0.304 | 0.202 | 0.386 | 0.487 | 0.461 | 0.227 | 0.127 | 0.091 | 0.127 | 0.189 | 0.152 | 0.164 | 0.215 |
| 9. | 0.164 | 0.266 | 0.202 | 0.386 | 0.817 | 0.461 | 0.227 | 0.115 | 0.091 | 0.140 | 0.164 | 0.140 | 0.152 | 0.215 |
| 10. | 0.164 | 0.266 | 0.189 | 0.386 | 1.03 | 0.410 | 0.215 | 0.127 | 0.103 | 0.127 | 0.152 | 0.152 | 0.140 | 0.215 |
| 11. | 0.164 | 0.266 | 0.164 | 0.363 | 1.10 | 0.410 | 0.215 | 0.127 | 0.091 | 0.140 | 0.140 | 0.140 | 0.140 | 0.215 |
| 12. | 0.152 | 0.278 | 0.177 | 0.343 | 1.10 | 0.410 | 0.202 | 0.127 | 0.091 | 0.140 | 0.140 | 0.140 | 0.152 | 0.227 |
| 13. | 0.152 | 0.266 | 0.189 | 0.435 | 1.10 | 0.386 | 0.189 | 0.103 | 0.091 | 0.127 | 0.140 | 0.140 | 0.140 | 0.227 |
| 14. | 0.152 | 0.253 | 0.164 | 0.461 | 1.14 | 0.386 | 0.189 | 0.091 | 0.091 | 0.115 | 0.152 | 0.115 | 0.115 | 0.240 |
| 15. | 0.152 | 0.266 | 0.164 | 0.487 | 1.35 | 0.363 | 0.189 | 0.103 | 0.091 | 0.115 | 0.152 | 0.127 | 0.164 | 0.253 |
| 16. | 0.152 | 0.253 | 0.177 | 0.461 | 1.30 | 0.363 | 0.177 | 0.103 | 0.091 | 0.127 | 0.227 | 0.127 | 0.152 | 0.291 |
| 17. | 0.152 | 0.227 | 0.177 | 0.435 | 1.35 | 0.410 | 0.177 | 0.103 | 0.079 | 0.227 | 0.240 | 0.115 | 0.152 | 0.253 |
| 18. | 0.164 | 0.227 | 0.215 | 0.410 | 1.30 | 0.688 | 0.177 | 0.103 | 0.079 | 0.189 | 0.164 | 0.115 | 0.164 | 0.240 |
| 19. | 0.152 | 0.227 | 0.215 | 0.386 | 1.26 | 0.688 | 0.164 | 0.103 | 0.103 | 0.363 | 0.152 | 0.127 | 0.164 | 0.227 |
| 20. | 0.152 | 0.215 | 0.227 | 0.461 | 1.10 | 0.569 | 0.164 | 0.103 | 0.091 | 0.253 | 0.140 | 0.127 | 0.164 | 0.240 |
| 21. | 0.152 | 0.202 | 0.278 | 0.461 | 0.992 | 0.487 | 0.164 | 0.103 | 0.079 | 0.202 | 0.140 | 0.115 | 0.164 | 0.227 |
| 22. | 0.152 | 0.189 | 0.278 | 0.513 | 0.885 | 0.435 | 0.152 | 0.103 | 0.067 | 0.189 | 0.140 | 0.115 | 0.164 | 0.240 |
| 23. | 0.152 | 0.240 | 0.330 | 0.541 | 0.783 | 0.386 | 0.152 | 0.103 | 0.067 | 0.164 | 0.127 | 0.115 | 0.164 | 0.227 |
| 24. | 0.152 | 0.227 | 0.363 | 0.569 | 0.719 | 0.343 | 0.152 | 0.115 | 0.067 | 0.164 | 0.127 | 0.115 | 0.164 | 0.240 |
| 25. | 0.164 | 0.202 | 0.363 | 0.783 | 0.688 | 0.343 | 0.177 | 0.103 | 0.055 | 0.164 | 0.127 | 0.115 | 0.164 | 0.227 |
| 26. | 0.164 | 0.202 | 0.330 | 0.920 | 0.627 | 0.343 | 0.164 | 0.103 | 0.091 | 0.140 | 0.140 | 0.115 | 0.164 | 0.215 |
| 27. | 0.177 | 0.266 | 0.304 | 0.817 | 0.598 | 0.317 | 0.152 | 0.079 | 0.091 | 0.140 | 0.140 | 0.115 | 0.152 | 0.215 |
| 28. | 0.177 | 0.278 | 0.291 | 0.751 | 0.598 | 0.304 | 0.140 | 0.079 | 0.115 | 0.140 | 0.140 | 0.140 | 0.164 | 0.227 |
| 29. | 0.202 | 0.266 | 0.343 | 0.751 | 0.719 | 0.291 | 0.140 | 0.091 | 0.152 | 0.140 | 0.140 | 0.127 | 0.189 | 0.240 |
| 30. | 0.202 | 0.266 | 0.541 | | 0.751 | 0.291 | 0.140 | 0.091 | 0.164 | 0.140 | 0.140 | 0.115 | 0.177 | 0.240 |
| 31. | | 0.266 | 0.598 | | 0.688 | | 0.140 | | 0.152 | 0.140 | | 0.127 | | 0.215 |

## Hauptwerte

| | 1999 Nov | 1999 Dez | 2000 Jan | Feb | Mrz | Apr | Mai | Jun | Jul | Aug | Sep | Okt | Nov | Dez |
|---|---|---|---|---|---|---|---|---|---|---|---|---|---|---|
| Tag | 3.+ | 22. | 11.+ | 12. | 7.+ | 29.+ | 28.+ | 27.+ | 25. | 14.+ | 23.+ | 3.+ | 14. | 1.+ |
| NQ | 0.152 | 0.189 | 0.164 | 0.343 | 0.487 | 0.291 | 0.140 | 0.079 | 0.055 | 0.115 | 0.127 | 0.115 | 0.115 | 0.177 |
| MQ | 0.160 | 0.242 | 0.261 | 0.510 | 0.860 | 0.448 | 0.195 | 0.109 | 0.093 | 0.160 | 0.162 | 0.126 | 0.158 | 0.220 |
| HQ | 0.343 | 0.317 | 0.598 | 0.920 | 1.35 | 0.817 | 0.317 | 0.177 | 0.202 | 0.751 | 0.304 | 0.164 | 0.215 | 0.291 |
| Tag | 10. | 23. | 31. | 26. | 15.+ | 19. | 1. | 10. | 5. | 19. | 16. | 7. | 2. | 16. |
| $h_N$ mm / $h_A$ mm | 3 | 4 | 5 | 8 | 15 | 8 | 3 | 2 | 2 | 3 | 3 | 2 | 3 | 4 |
| | 1970/1999 | | 1971/2000 30 Jahre | | | | | | | | | | | |
| Jahr | 1991 | 1976 + | 1992 | 1996 | 1992 | 1991 | 1991 | 1991 | 1990 + | 1990 | 1991 | 1991 | 1991 | 1976 + |
| NQ | 0.040 | 0.070 | 0.050 | 0.055 | 0.110 | 0.130 | 0.070 | 0.030 | 0.030 | 0.020 | 0.030 | 0.020 | 0.040 | 0.070 |
| MNQ | 0.216 | 0.260 | 0.355 | 0.392 | 0.436 | 0.384 | 0.239 | 0.179 | 0.133 | 0.102 | 0.118 | 0.134 | 0.202 | 0.243 |
| MQ | 0.316 | 0.479 | 0.601 | 0.688 | 0.804 | 0.619 | 0.346 | 0.330 | 0.230 | 0.198 | 0.173 | 0.208 | 0.290 | 0.457 |
| MHQ | 0.582 | 0.983 | 1.29 | 1.48 | 1.67 | 1.31 | 0.823 | 1.29 | 0.568 | 0.494 | 0.434 | 0.392 | 0.546 | 0.953 |
| HQ | 1.60 | 3.11 | 4.23 | 4.77 | 7.15 | 7.74 | 3.31 | 10.8 | 1.83 | 1.09 | 2.38 | 1.80 | 1.60 | 3.11 |
| Jahr | 1974 | 1986 | 1994 | 1996 | 1979 | 1994 | 1999 | 1981 | 1989 | 1972 | 1979 | 1998 | 1974 | 1986 |
| | 1970/1999 | | 1971/2000 30 Jahre | | | | | | | | | | | |
| $Mh_N$ mm / $Mh_A$ mm | 5 | 8 | 11 | 11 | 14 | 10 | 6 | 6 | 4 | 3 | 3 | 4 | 5 | 8 |

| | Abflußjahr (*) 2000 Jahr | Datum | Winter | Sommer | Kalenderjahr 2000 Jahr | Datum |
|---|---|---|---|---|---|---|
| NQ m³/s | 0.055 | am 25.07.2000 | 0.152 | 0.055 | 0.055 | am 25.07.2000 |
| MQ m³/s | 0.277 | | 0.414 | 0.141 | 0.275 | |
| HQ m³/s | 1.35 | am 15.03.2000 bei W= 55 cm | 1.35 | 0.751 | 1.35 | am 15.03.2000 bei W= 55 cm |
| Nq l/(s km²) | 0.362 | | 1.00 | 0.362 | 0.362 | |
| Mq l/(s km²) | 1.82 | | 2.73 | 0.929 | 1.81 | |
| Hq l/(s km²) | 8.88 | | 8.88 | 4.95 | 8.88 | |
| $h_N$ mm / $h_A$ mm | 58 | | 44 | 14 | 58 | |
| | 1971/2000 (*) 30 Jahre | | | | 1971/2000 | |
| NQ m³/s | 0.020 | am 12.10.1991 | 0.040 | 0.020 | 0.020 | am 12.10.1991 |
| MNQ m³/s | 0.079 | | 0.195 | 0.084 | 0.083 | |
| MQ m³/s | 0.414 | | 0.584 | 0.248 | 0.411 | |
| MHQ m³/s | 2.88 | | 2.42 | 1.69 | 2.99 | |
| HQ m³/s | 10.8 | am 04.06.1981 bei W= 172 cm | 7.74 | 10.8 | 10.8 | am 04.06.1981 bei W= 172 cm |
| $HQ_1$ m³/s | | | | | | |
| $HQ_5$ m³/s | | | | | | |
| MNq l/(s km²) | 0.521 | | 1.28 | 0.554 | 0.547 | |
| Mq l/(s km²) | 2.73 | | 3.85 | 1.63 | 2.71 | |
| MHq l/(s km²) | 19.0 | | 16.0 | 11.1 | 19.7 | |
| | 1971/2000 (*) 30 Jahre | | | | 1971/2000 | |
| $Mh_N$ mm / $Mh_A$ mm | 86 | | 61 | 26 | 86 | |

## Extremwerte

| | Niedrigwasser m³/s | l/(s km²) | Datum | Hochwasser m³/s | l/(s km²) | cm | Datum |
|---|---|---|---|---|---|---|---|
| 1 | 0.020 | 0.132 | 12.10.1991+ | 10.8 | 71.2 | 172 | 04.06.1981 |
| 2 | 0.020 | 0.132 | 04.08.1990 | 7.74 | 51.0 | 154 | 13.04.1994 |
| 3 | 0.039 | 0.257 | 21.07.1994 | 7.15 | 47.1 | 151 | 04.03.1979 |
| 4 | 0.040 | 0.264 | 01.11.1991+ | 4.77 | 31.4 | 126 | 17.02.1996 |
| 5 | 0.040 | 0.264 | 14.08.1989 | 4.37 | 28.8 | 142 | 09.06.1988 |
| 6 | 0.040 | 0.264 | 08.09.1988 | 4.23 | 27.9 | 127 | 08.02.1980 |
| 7 | 0.040 | 0.264 | 03.09.1976+ | 4.16 | 27.4 | 126 | 06.01.1982 |
| 8 | 0.040 | 0.264 | 05.08.1971+ | 3.78 | 24.9 | 120 | 13.03.1981 |
| 9 | 0.050 | 0.330 | 05.10.1985 | 3.43 | 22.6 | 114 | 01.01.1987 |
| 10 | 0.050 | 0.330 | 11.08.1973+ | 3.43 | 22.6 | 114 | 16.06.1977 |

## Dauertabelle

| Unterschreitungsdauer in Tagen | Unterschrittene Abflüsse m³/s: Abfluß-jahr (*) 2000 | Kalender jahr 2000 | 1971/2000 30 Kalenderjahre Obere Hüllwerte | Mittlere Werte | Untere Hüllwerte |
|---|---|---|---|---|---|
| (365) | | | | | |
| 364 | 1.36 | 1.36 | 6.06 | 2.86 | 0.720 |
| 363 | 1.35 | 1.35 | 4.44 | 2.59 | 0.700 |
| 362 | 1.35 | 1.35 | 4.30 | 2.36 | 0.670 |
| 361 | 1.26 | 1.26 | 4.03 | 2.15 | 0.650 |
| 360 | 1.14 | 1.14 | 3.90 | 2.00 | 0.650 |
| 359 | 1.14 | 1.14 | 3.72 | 1.90 | 0.650 |
| 358 | 1.14 | 1.14 | 3.54 | 1.83 | 0.600 |
| 357 | 1.14 | 1.14 | 3.43 | 1.75 | 0.600 |
| 356 | 1.14 | 1.14 | 3.32 | 1.65 | 0.580 |
| 350 | 0.885 | 0.885 | 2.64 | 1.31 | 0.510 |
| 340 | 0.719 | 0.719 | 2.43 | 1.06 | 0.400 |
| 330 | 0.627 | 0.627 | 2.10 | 0.870 | 0.350 |
| 320 | 0.569 | 0.569 | 1.89 | 0.745 | 0.310 |
| 300 | 0.461 | 0.461 | 1.65 | 0.620 | 0.270 |
| 270 | 0.317 | 0.317 | 1.36 | 0.500 | 0.230 |
| 240 | 0.266 | 0.240 | 1.08 | 0.418 | 0.180 |
| 210 | 0.215 | 0.215 | 0.795 | 0.330 | 0.140 |
| 183 | 0.189 | 0.189 | 0.630 | 0.290 | 0.110 |
| 150 | 0.164 | 0.164 | 0.580 | 0.235 | 0.100 |
| 130 | 0.164 | 0.164 | 0.550 | 0.210 | 0.080 |
| 120 | 0.152 | 0.152 | 0.530 | 0.197 | 0.080 |
| 110 | 0.152 | 0.152 | 0.530 | 0.189 | 0.080 |
| 100 | 0.152 | 0.152 | 0.500 | 0.168 | 0.070 |
| 90 | 0.152 | 0.152 | 0.500 | 0.162 | 0.070 |
| 80 | 0.140 | 0.140 | 0.480 | 0.144 | 0.050 |
| 70 | 0.140 | 0.140 | 0.480 | 0.144 | 0.050 |
| 60 | 0.127 | 0.127 | 0.460 | 0.130 | 0.050 |
| 50 | 0.127 | 0.127 | 0.430 | 0.111 | 0.050 |
| 40 | 0.115 | 0.115 | 0.410 | 0.110 | 0.050 |
| 30 | 0.115 | 0.115 | 0.390 | 0.094 | 0.040 |
| 25 | 0.103 | 0.103 | 0.350 | 0.091 | 0.040 |
| 20 | 0.103 | 0.103 | 0.320 | 0.082 | 0.040 |
| 15 | 0.103 | 0.103 | 0.320 | 0.078 | 0.040 |
| 10 | 0.091 | 0.091 | 0.300 | 0.070 | 0.040 |
| 9 | 0.091 | 0.091 | 0.300 | 0.066 | 0.040 |
| 8 | 0.091 | 0.091 | 0.300 | 0.066 | 0.040 |
| 7 | 0.091 | 0.091 | 0.300 | 0.060 | 0.040 |
| 6 | 0.091 | 0.091 | 0.300 | 0.052 | 0.030 |
| 5 | 0.091 | 0.091 | 0.300 | 0.052 | 0.030 |
| 4 | 0.079 | 0.079 | 0.280 | 0.052 | 0.030 |
| 3 | 0.079 | 0.079 | 0.270 | 0.050 | 0.030 |
| 2 | 0.079 | 0.079 | 0.270 | 0.050 | 0.030 |
| 1 | 0.079 | 0.079 | 0.270 | 0.039 | 0.030 |
| 0 | 0.055 | 0.055 | 0.230 | 0.020 | 0.020 |

(*) Abflußjahr: 1.11. des Vorjahres bis 31.10.

Landesamt für Umweltschutz Sachsen-Anhalt

$A_{Eo}$ : 249 km²
PNP :NN + 84.27 m
Lage: 222.5 km oberhalb Mündung rechts

# Q
m³/s

Pegel : Weferlingen Nr. 440010
Gewässer : Aller
Gebiet : Aller

## Tageswerte

| Tag | 1999 Nov | 1999 Dez | 2000 Jan | Feb | Mrz | Apr | Mai | Jun | Jul | Aug | Sep | Okt | Nov | Dez |
|---|---|---|---|---|---|---|---|---|---|---|---|---|---|---|
| 1. | 0.383 | 0.348 | 0.693 | 1.15 | 1.15 | 1.31 | 0.933 | 0.419 | 0.458 | 0.286 | 0.348 | 0.348 | 0.348 | 0.286 |
| 2. | 0.383 | 0.383 | 0.693 | 1.07 | 1.07 | 1.23 | 0.868 | 0.419 | 0.500 | 0.286 | 0.419 | 0.348 | 0.383 | 0.316 |
| 3. | 0.383 | 0.383 | 0.640 | 1.07 | 1.07 | 1.15 | 0.807 | 0.419 | 0.458 | 0.286 | 0.458 | 0.348 | 0.419 | 0.316 |
| 4. | 0.383 | 0.383 | 0.640 | 1.00 | 1.07 | 1.15 | 0.748 | 0.419 | 0.458 | 0.286 | 0.458 | 0.286 | 0.458 | 0.316 |
| 5. | 0.383 | 0.383 | 0.693 | 1.00 | 1.00 | 1.07 | 0.693 | 0.419 | 0.419 | 0.316 | 0.383 | 0.348 | 0.419 | 0.316 |
| 6. | 0.419 | 0.383 | 0.693 | 1.00 | 0.933 | 1.07 | 0.693 | 0.419 | 0.458 | 0.286 | 0.383 | 0.348 | 0.383 | 0.316 |
| 7. | 0.419 | 0.383 | 0.640 | 0.807 | 0.807 | 1.00 | 0.640 | 0.383 | 0.419 | 0.259 | 0.458 | 0.419 | 0.419 | 0.286 |
| 8. | 0.419 | 0.591 | 0.640 | 0.748 | 0.868 | 1.00 | 0.591 | 0.383 | 0.383 | 0.259 | 0.458 | 0.419 | 0.419 | 0.316 |
| 9. | 0.458 | 0.544 | 0.591 | 0.693 | 1.68 | 1.00 | 0.544 | 0.383 | 0.383 | 0.259 | 0.458 | 0.419 | 0.348 | 0.348 |
| 10. | 0.458 | 0.544 | 0.544 | 0.693 | 2.00 | 1.00 | 0.500 | 0.383 | 0.348 | 0.259 | 0.383 | 0.458 | 0.316 | 0.348 |
| 11. | 0.458 | 0.544 | 0.544 | 0.693 | 1.89 | 1.00 | 0.458 | 0.419 | 0.348 | 0.259 | 0.383 | 0.419 | 0.348 | 0.383 |
| 12. | 0.419 | 0.693 | 0.544 | 0.640 | 1.78 | 0.933 | 0.458 | 0.458 | 0.348 | 0.286 | 0.348 | 0.419 | 0.316 | 0.419 |
| 13. | 0.419 | 0.693 | 0.500 | 0.693 | 1.78 | 0.933 | 0.500 | 0.383 | 0.348 | 0.259 | 0.348 | 0.383 | 0.316 | 0.419 |
| 14. | 0.419 | 0.640 | 0.500 | 0.693 | 1.89 | 0.933 | 0.458 | 0.383 | 0.316 | 0.233 | 0.348 | 0.383 | 0.316 | 0.383 |
| 15. | 0.419 | 0.544 | 0.500 | 0.748 | 2.64 | 0.933 | 0.419 | 0.419 | 0.316 | 0.233 | 0.316 | 0.383 | 0.348 | 0.458 |
| 16. | 0.458 | 0.544 | 0.500 | 0.748 | 2.50 | 0.868 | 0.419 | 0.458 | 0.316 | 0.233 | 0.383 | 0.383 | 0.348 | 0.591 |
| 17. | 0.419 | 0.500 | 0.544 | 0.748 | 2.50 | 0.868 | 0.419 | 0.419 | 0.259 | 0.383 | 0.458 | 0.383 | 0.316 | 0.544 |
| 18. | 0.419 | 0.500 | 0.591 | 0.693 | 2.50 | 0.868 | 0.419 | 0.458 | 0.259 | 0.316 | 0.383 | 0.348 | 0.348 | 0.500 |
| 19. | 0.383 | 0.500 | 0.640 | 0.748 | 2.24 | 1.23 | 0.419 | 0.419 | 0.259 | 0.748 | 0.348 | 0.383 | 0.316 | 0.458 |
| 20. | 0.383 | 0.500 | 0.640 | 0.807 | 2.00 | 1.31 | 0.419 | 0.383 | 0.259 | 0.591 | 0.348 | 0.383 | 0.316 | 0.419 |
| 21. | 0.383 | 0.500 | 0.693 | 0.933 | 1.78 | 1.31 | 0.419 | 0.383 | 0.233 | 0.383 | 0.348 | 0.383 | 0.316 | 0.458 |
| 22. | 0.383 | 0.500 | 0.807 | 0.933 | 1.49 | 1.15 | 0.500 | 0.348 | 0.259 | 0.348 | 0.348 | 0.383 | 0.316 | 0.591 |
| 23. | 0.383 | 0.544 | 0.868 | 1.00 | 1.40 | 1.07 | 0.458 | 0.419 | 0.259 | 0.316 | 0.348 | 0.383 | 0.316 | 0.933 |
| 24. | 0.383 | 0.544 | 0.807 | 1.07 | 1.31 | 1.07 | 0.458 | 0.419 | 0.259 | 0.348 | 0.348 | 0.383 | 0.286 | 0.500 |
| 25. | 0.383 | 0.544 | 0.868 | 1.40 | 1.31 | 1.00 | 0.458 | 0.458 | 0.286 | 0.348 | 0.316 | 0.348 | 0.286 | 0.500 |
| 26. | 0.419 | 0.591 | 0.693 | 1.58 | 1.31 | 0.933 | 0.500 | 0.458 | 0.286 | 0.316 | 0.348 | 0.316 | 0.286 | 0.458 |
| 27. | 0.419 | 0.807 | 0.693 | 1.40 | 1.31 | 1.00 | 0.458 | 0.458 | 0.286 | 0.316 | 0.348 | 0.348 | 0.286 | 0.458 |
| 28. | 0.383 | 0.807 | 0.591 | 1.23 | 1.31 | 0.933 | 0.458 | 0.458 | 0.259 | 0.286 | 0.348 | 0.383 | 0.316 | 0.500 |
| 29. | 0.383 | 0.748 | 0.693 | 1.23 | 1.49 | 0.933 | 0.419 | 0.419 | 0.383 | 0.286 | 0.348 | 0.348 | 0.316 | 0.500 |
| 30. | 0.383 | 0.807 | 1.00 | | 1.40 | 0.868 | 0.419 | 0.419 | 0.316 | 0.286 | 0.348 | 0.348 | 0.316 | 0.544 |
| 31. | | 0.748 | 1.07 | | 1.31 | | 0.419 | | 0.286 | 0.286 | | 0.348 | | 0.500 |

## Hauptwerte

| | | | | | | | | | | | | | | |
|---|---|---|---|---|---|---|---|---|---|---|---|---|---|---|
| Tag | 1.+ | 1. | 13.+ | 12. | 7. | 16.+ | 15.+ | 22. | 21. | 14.+ | 15.+ | 4. | 24.+ | 1.+ |
| NQ | 0.383 | 0.348 | 0.500 | 0.640 | 0.807 | 0.868 | 0.419 | 0.348 | 0.233 | 0.233 | 0.316 | 0.286 | 0.286 | 0.286 |
| MQ | 0.406 | 0.552 | 0.669 | 0.938 | 1.58 | 1.04 | 0.528 | 0.416 | 0.336 | 0.317 | 0.377 | 0.373 | 0.341 | 0.441 |
| HQ | 0.500 | 0.933 | 1.23 | 1.58 | 2.78 | 1.58 | 0.933 | 0.544 | 0.544 | 1.23 | 0.640 | 0.868 | 0.544 | 1.23 |
| Tag | 11. | 27. | 31. | 25.+ | 15. | 19. | 1. | 11. | 4. | 19. | 7. | 30. | 3. | 23. |
| $h_N$ mm / $h_A$ mm | 4 | 6 | 7 | 9 | 17 | 11 | 6 | 4 | 4 | 3 | 4 | 4 | 4 | 5 |

| | 1970/1999 | | 1971/2000 (30 Jahre) | | | | | | | | | | | |
|---|---|---|---|---|---|---|---|---|---|---|---|---|---|---|
| Jahr | 1984 + | 1989 | 1997 | 1996 | 1992 | 1991 | 1989 | 1974 | 1992 | 1973 | 1973 | 1983 | 1984 + | 1989 |
| NQ | 0.190 | 0.260 | 0.187 | 0.316 | 0.430 | 0.430 | 0.190 | 0.100 | 0.070 | 0.060 | 0.040 | 0.090 | 0.190 | 0.260 |
| MNQ | 0.554 | 0.610 | 0.822 | 0.855 | 0.924 | 0.869 | 0.566 | 0.413 | 0.325 | 0.280 | 0.298 | 0.399 | 0.519 | 0.583 |
| MQ | 0.770 | 1.02 | 1.33 | 1.40 | 1.60 | 1.34 | 0.798 | 0.705 | 0.541 | 0.442 | 0.437 | 0.536 | 0.710 | 0.982 |
| MHQ | 1.48 | 2.34 | 2.88 | 2.90 | 3.40 | 2.67 | 1.69 | 2.48 | 1.25 | 1.04 | 0.801 | 1.09 | 1.33 | 2.30 |
| HQ | 4.99 | 10.0 | 10.0 | 7.30 | 9.35 | 12.8 | 3.92 | 15.8 | 5.68 | 2.90 | 2.38 | 5.85 | 3.92 | 10.0 |
| Jahr | 1970 | 1986 | 1987 | 1987 | 1979 | 1994 | 1994 + | 1981 | 1972 | 1972 | 1972 | 1998 | 1998 | 1986 |

| | 1970/1999 | | 1971/2000 (30 Jahre) | | | | | | | | | | | |
|---|---|---|---|---|---|---|---|---|---|---|---|---|---|---|
| $Mh_N$ mm / $Mh_A$ mm | 8 | 11 | 14 | 14 | 17 | 14 | 8 | 7 | 6 | 5 | 4 | 6 | 7 | 10 |

| | Abflußjahr (*) 2000 Jahr | Datum | Winter | Sommer | Kalenderjahr 2000 Jahr | Datum |
|---|---|---|---|---|---|---|
| NQ m³/s | 0.233 | am 21.07.2000 | 0.348 | 0.233 | 0.233 | am 21.07.2000 |
| MQ m³/s | 0.626 | | 0.864 | 0.391 | 0.612 | |
| HQ m³/s | 2.78 | am 15.03.2000 bei W= 66 cm | 2.78 | 1.23 | 2.78 | am 15.03.2000 bei W= 66 cm |
| Nq l/(s km²) | 0.936 | | 1.40 | 0.936 | 0.936 | |
| Mq l/(s km²) | 2.51 | | 3.47 | 1.57 | 2.46 | |
| Hq l/(s km²) | 11.2 | | 11.2 | 4.93 | 11.2 | |
| $h_N$ mm / $h_A$ mm | 79 | | 55 | 24 | 80 | |
| | 1971/2000 (*) 30 Jahre | | | | 1971/2000 | |
| NQ m³/s | 0.040 | am 04.09.1973 | 0.187 | 0.040 | 0.040 | am 04.09.1973 |
| MNQ m³/s | 0.217 | | 0.463 | 0.233 | 0.226 | |
| MQ m³/s | 0.908 | | 1.24 | 0.577 | 0.900 | |
| MHQ m³/s | 5.43 | | 4.82 | 3.16 | 5.83 | |
| HQ m³/s | 15.8 | am 04.06.1981 bei W= 153 cm | 12.8 | 15.8 | 15.8 | am 04.06.1981 bei W= 153 cm |
| $HQ_1$ m³/s | | | | | | |
| $HQ_5$ m³/s | | | | | | |
| MNq l/(s km²) | 0.871 | | 1.86 | 0.936 | 0.908 | |
| Mq l/(s km²) | 3.65 | | 5.00 | 2.32 | 3.61 | |
| MHq l/(s km²) | 21.8 | | 19.3 | 12.7 | 23.4 | |
| | 1971/2000 (*) 30 Jahre | | | | 1971/2000 | |
| $Mh_N$ mm / $Mh_A$ mm | 115 | | 79 | 36 | 114 | |

## Dauertabelle

| Unterschreitungsdauer in Tagen | Unterschrittene Abflüsse m³/s: Abfluß-jahr (*) 2000 | Kalenderjahr 2000 | 1971/2000 30 Kalenderjahre: Obere Hüllwerte | Mittlere Werte | Untere Hüllwerte |
|---|---|---|---|---|---|
| (365) | | | | | |
| 364 | 2.64 | 2.64 | 11.6 | 5.82 | 1.44 |
| 363 | 2.64 | 2.64 | 11.6 | 5.15 | 1.44 |
| 362 | 2.64 | 2.64 | 11.6 | 4.65 | 1.22 |
| 361 | 2.24 | 2.24 | 7.83 | 4.32 | 1.22 |
| 360 | 2.24 | 2.24 | 7.26 | 4.03 | 1.22 |
| 359 | 2.24 | 2.24 | 6.96 | 3.81 | 1.04 |
| 358 | 2.00 | 2.00 | 6.82 | 3.60 | 1.04 |
| 357 | 2.00 | 2.00 | 6.53 | 3.34 | 1.04 |
| 356 | 1.89 | 1.89 | 6.53 | 3.22 | 1.04 |
| 350 | 1.58 | 1.58 | 5.85 | 2.51 | 0.980 |
| 340 | 1.40 | 1.40 | 5.33 | 1.95 | 0.920 |
| 330 | 1.23 | 1.23 | 4.84 | 1.66 | 0.870 |
| 320 | 1.15 | 1.15 | 4.48 | 1.49 | 0.810 |
| 300 | 1.00 | 1.00 | 3.81 | 1.28 | 0.720 |
| 270 | 0.807 | 0.748 | 2.64 | 1.08 | 0.630 |
| 240 | 0.693 | 0.640 | 2.00 | 0.922 | 0.540 |
| 210 | 0.544 | 0.500 | 1.49 | 0.780 | 0.400 |
| 183 | 0.500 | 0.458 | 1.15 | 0.693 | 0.370 |
| 150 | 0.458 | 0.458 | 1.06 | 0.591 | 0.310 |
| 130 | 0.419 | 0.419 | 1.01 | 0.543 | 0.310 |
| 120 | 0.419 | 0.419 | 1.01 | 0.505 | 0.280 |
| 110 | 0.419 | 0.383 | 0.960 | 0.480 | 0.280 |
| 100 | 0.419 | 0.383 | 0.910 | 0.458 | 0.270 |
| 90 | 0.419 | 0.383 | 0.910 | 0.420 | 0.250 |
| 80 | 0.419 | 0.383 | 0.860 | 0.410 | 0.230 |
| 70 | 0.383 | 0.383 | 0.860 | 0.380 | 0.213 |
| 60 | 0.383 | 0.348 | 0.860 | 0.360 | 0.210 |
| 50 | 0.383 | 0.348 | 0.820 | 0.339 | 0.190 |
| 40 | 0.348 | 0.348 | 0.770 | 0.310 | 0.180 |
| 30 | 0.316 | 0.316 | 0.770 | 0.284 | 0.170 |
| 25 | 0.316 | 0.316 | 0.720 | 0.260 | 0.170 |
| 20 | 0.316 | 0.316 | 0.720 | 0.250 | 0.150 |
| 15 | 0.286 | 0.286 | 0.690 | 0.213 | 0.100 |
| 10 | 0.286 | 0.286 | 0.650 | 0.187 | 0.080 |
| 9 | 0.286 | 0.286 | 0.650 | 0.180 | 0.080 |
| 8 | 0.286 | 0.286 | 0.650 | 0.180 | 0.080 |
| 7 | 0.286 | 0.286 | 0.650 | 0.180 | 0.080 |
| 6 | 0.286 | 0.286 | 0.620 | 0.180 | 0.080 |
| 5 | 0.286 | 0.286 | 0.620 | 0.166 | 0.080 |
| 4 | 0.286 | 0.286 | 0.620 | 0.166 | 0.080 |
| 3 | 0.259 | 0.259 | 0.620 | 0.166 | 0.080 |
| 2 | 0.259 | 0.259 | 0.620 | 0.140 | 0.060 |
| 1 | 0.259 | 0.259 | 0.620 | 0.110 | 0.060 |
| 0 | 0.233 | 0.233 | 0.480 | 0.040 | 0.040 |

## Extremwerte

| | Niedrigwasser m³/s | l/(s km²) | Datum | Hochwasser m³/s | l/(s km²) | cm | Datum |
|---|---|---|---|---|---|---|---|
| 1 | 0.030 | 0.120 | 03.08.1964+ | 15.8 | 63.5 | 153 | 04.06.1981 |
| 2 | 0.040 | 0.161 | 04.09.1973+ | 12.8 | 51.4 | 132 | 13.04.1994 |
| 3 | 0.070 | 0.281 | 30.07.1992 | 10.0 | 40.2 | 110 | 31.12.1986+ |
| 4 | 0.090 | 0.361 | 01.10.1983 | 9.35 | 37.6 | 113 | 05.03.1979 |
| 5 | 0.100 | 0.402 | 29.06.1974+ | 7.94 | 31.9 | 118 | 13.03.1981 |
| 6 | 0.120 | 0.482 | 12.08.1976+ | 7.83 | 31.4 | 114 | 20.04.1983 |
| 7 | 0.140 | 0.562 | 15.09.1991 | 7.22 | 29.0 | 115 | 15.06.1980 |
| 8 | 0.140 | 0.562 | 14.08.1989 | 7.07 | 28.4 | 97 | 23.03.1988 |
| 9 | 0.150 | 0.602 | 24.08.1990+ | 6.26 | 25.1 | 117 | 16.02.1996 |
| 10 | 0.150 | 0.602 | 07.07.1975+ | 6.20 | 24.9 | 108 | 06.01.1982 |

(*) Abflußjahr: 1.11. des Vorjahres bis 31.10.

Landesamt für Umweltschutz Sachsen-Anhalt

$A_{Eo}$ : 1638 $km^2$

PNP : NN + 46.32 m

Lage: 154.9 km oberhalb der Mündung rechts

Q $m^3/s$

Pegel : Brenneckenbrück Nr. 4819102

Gewässer : Aller

Gebiet : Aller

## Tageswerte

| Tag | 1999 Nov | 1999 Dez | 2000 Jan | Feb | Mrz | Apr | Mai | Jun | Jul | Aug | Sep | Okt | Nov | Dez |
|---|---|---|---|---|---|---|---|---|---|---|---|---|---|---|
| 1. | 2.12 | 2.42 | 7.04 | 14.6 | 10.7 | 8.92 | 4.24 | 2.37 | 1.87 | 7.39 | 2.93 | 2.78 | 2.83 | 3.82 |
| 2. | 2.33 | 2.71 | 6.84 | 13.0 | 10.1 | 8.85 | 4.55 | 2.19 | 1.81 | 6.60 | 2.92 | 2.63 | 2.84 | 4.43 |
| 3. | 2.33 | 3.35 | 6.54 | 12.4 | 11.4 | 8.38 | 4.53 | 2.07 | 1.75 | 8.52 | 4.08 | 2.79 | 2.92 | 4.12 |
| 4. | 2.27 | 4.19 | 6.55 | 11.2 | 17.8 | 8.08 | 4.51 | 1.95 | 2.64 | 9.62 | 6.28 | 2.64 | 3.27 | 3.82 |
| 5. | 2.06 | 4.53 | 7.75 | 11.2 | 15.7 | 9.03 | 3.84 | 1.99 | 4.57 | 7.36 | 6.56 | 2.57 | 3.50 | 3.69 |
| 6. | 2.11 | 4.13 | 7.55 | 10.8 | 13.0 | 8.20 | 3.52 | 2.18 | 4.48 | 5.73 | 5.06 | 2.77 | 3.44 | 3.80 |
| 7. | 2.15 | 5.11 | 6.90 | 9.56 | 11.2 | 7.20 | 3.23 | 2.27 | 3.79 | 4.10 | 5.32 | 2.81 | 3.53 | 3.74 |
| 8. | 2.20 | 7.36 | 6.81 | 9.17 | 11.7 | 7.15 | 3.07 | 2.20 | 3.24 | 3.76 | 5.27 | 2.91 | 3.77 | 3.85 |
| 9. | 2.13 | 7.27 | 6.61 | 9.56 | 16.5 | 7.10 | 2.86 | 2.13 | 2.93 | 2.60 | 4.58 | 2.88 | 3.55 | 4.12 |
| 10. | 2.28 | 6.23 | 5.99 | 9.84 | 23.8 | 6.73 | 2.72 | 2.02 | 2.71 | 2.50 | 4.05 | 3.12 | 3.21 | 3.74 |
| 11. | 2.02 | 5.63 | 5.61 | 9.84 | 25.4 | 6.68 | 2.65 | 1.90 | 3.20 | 2.30 | 3.21 | 3.44 | 2.95 | 3.85 |
| 12. | 2.32 | 6.99 | 5.52 | 9.06 | 25.3 | 6.73 | 2.51 | 1.84 | 3.04 | 2.55 | 2.55 | 3.55 | 2.96 | 4.38 |
| 13. | 2.30 | 9.94 | 5.44 | 8.82 | 22.1 | 6.89 | 2.32 | 1.82 | 2.54 | 1.99 | 2.48 | 3.38 | 3.18 | 5.31 |
| 14. | 2.46 | 9.95 | 5.15 | 8.82 | 19.7 | 6.52 | 2.25 | 1.86 | 2.39 | 1.44 | 2.39 | 3.39 | 3.12 | 5.83 |
| 15. | 2.50 | 10.7 | 5.06 | 8.83 | 24.3 | 6.57 | 2.23 | 1.89 | 2.51 | 1.10 | 2.57 | 2.99 | 3.00 | 5.96 |
| 16. | 2.37 | 8.54 | 4.88 | 8.70 | 25.3 | 6.94 | 2.22 | 1.93 | 2.43 | 1.23 | 2.61 | 2.76 | 3.29 | 6.64 |
| 17. | 2.53 | 7.17 | 5.36 | 9.08 | 22.7 | 6.57 | 2.11 | 1.91 | 2.15 | 1.92 | 2.78 | 3.37 | 3.30 | 7.01 |
| 18. | 2.45 | 7.39 | 5.75 | 8.34 | 22.3 | 6.13 | 2.10 | 1.80 | 1.95 | 2.17 | 2.96 | 3.17 | 3.19 | 6.60 |
| 19. | 2.74 | 6.98 | 5.75 | 8.88 | 24.3 | 6.83 | 2.29 | 1.74 | 2.18 | 2.54 | 2.79 | 3.11 | 3.21 | 6.52 |
| 20. | 2.79 | 6.36 | 5.56 | 11.7 | 21.3 | 8.63 | 2.34 | 1.68 | 2.04 | 3.25 | 2.59 | 2.81 | 3.31 | 6.13 |
| 21. | 2.70 | 5.75 | 6.48 | 11.4 | 16.7 | 7.87 | 2.38 | 1.67 | 1.77 | 3.19 | 2.57 | 2.88 | 3.33 | 5.37 |
| 22. | 2.68 | 5.28 | 7.79 | 10.6 | 13.8 | 6.97 | 2.42 | 1.88 | 1.87 | 2.34 | 2.49 | 3.02 | 3.36 | 4.82 |
| 23. | 2.54 | 5.29 | 8.38 | 12.0 | 11.9 | 6.11 | 2.12 | 1.82 | 2.04 | 1.96 | 2.30 | 2.65 | 3.53 | 4.20 |
| 24. | 2.47 | 5.69 | 7.36 | 12.2 | 10.6 | 6.92 | 2.28 | 1.85 | 2.07 | 3.11 | 2.45 | 2.86 | 3.56 | 4.74 |
| 25. | 2.40 | 6.01 | 6.39 | 13.8 | 10.4 | 7.00 | 2.43 | 1.88 | 2.33 | 3.27 | 2.43 | 2.94 | 3.58 | 4.75 |
| 26. | 2.39 | 7.29 | 5.77 | 15.4 | 11.0 | 6.04 | 2.63 | 2.09 | 3.18 | 2.76 | 2.71 | 3.01 | 3.46 | 4.66 |
| 27. | 2.54 | 10.7 | 6.18 | 13.1 | 11.1 | 5.32 | 2.50 | 2.08 | 4.29 | 2.82 | 2.69 | 2.90 | 3.41 | 4.58 |
| 28. | 3.16 | 10.7 | 6.51 | 11.3 | 10.4 | 5.01 | 2.49 | 1.97 | 4.08 | 2.71 | 2.91 | 2.91 | 3.59 | 4.49 |
| 29. | 2.57 | 9.10 | 7.48 | 11.0 | 10.5 | 4.61 | 2.47 | 2.21 | 5.82 | 2.64 | 2.89 | 3.05 | 4.01 | 4.78 |
| 30. | 2.38 | 8.50 | 13.1 | | 10.4 | 4.35 | 2.51 | 1.98 | 8.87 | 2.79 | 2.62 | 2.50 | 4.29 | 4.69 |
| 31. | | 7.68 | 14.1 | | 9.65 | | 2.49 | | 9.21 | 2.64 | | 2.56 | | 4.34 |

## Hauptwerte

| | 1999 Nov | 1999 Dez | 2000 Jan | Feb | Mrz | Apr | Mai | Jun | Jul | Aug | Sep | Okt | Nov | Dez |
|---|---|---|---|---|---|---|---|---|---|---|---|---|---|---|
| Tag | 11. | 1. | 16. | 18. | 31. | 30. | 18. | 21. | 3. | 15. | 23. | 30. | 1. | 5. |
| NQ | 2.02 | 2.42 | 4.88 | 8.34 | 9.65 | 4.35 | 2.10 | 1.67 | 1.75 | 1.10 | 2.30 | 2.50 | 2.83 | 3.69 |
| MQ | 2.41 | 6.74 | 6.85 | 10.8 | 16.2 | 6.94 | 2.80 | 1.97 | 3.22 | 3.51 | 3.33 | 2.94 | 3.35 | 4.80 |
| HQ | 3.45 | 11.6 | 14.6 | 16.1 | 26.2 | 9.56 | 4.99 | 2.53 | 9.82 | 10.6 | 8.22 | 4.05 | 5.01 | 7.46 |
| Tag | 28. | 27. | 31. | 26. | 16. | 5. | 3. | 29. | 31. | 4. | 4. | 11. | 8. | 17. |
| $h_N$ mm | 18 | 88 | 45 | 56 | 88 | 36 | 32 | 32 | 104 | 56 | 47 | 32 | 34 | 40 |
| $h_A$ mm | 4 | 11 | 11 | 17 | 26 | 11 | 5 | 3 | 5 | 6 | 5 | 5 | 5 | 8 |
| | 1945/1999 | | 1946/2000 | | | | | | 55 Jahre | | | | | |
| Jahr | 1947 | 1946 | 1947 | 1947 | 1947 | 1946 | 1947 | 1947 | 1947 | 1992 | 1975 | 1947 | 1947 | 1946 |
| NQ | 1.20 | 1.90 | 1.12 | 1.00 | 1.00 | 1.70 | 0.880 | 0.320 | 0.270 | 0.214 | 0.670 | 1.26 | 1.20 | 1.90 |
| MNQ | 4.21 | 5.27 | 6.03 | 6.79 | 6.69 | 5.85 | 3.75 | 3.07 | 2.48 | 2.31 | 2.78 | 3.26 | 4.19 | 5.25 |
| MQ | 6.77 | 10.4 | 12.0 | 12.7 | 13.3 | 10.1 | 5.86 | 5.30 | 4.25 | 3.88 | 4.02 | 4.74 | 6.74 | 10.3 |
| MHQ | 12.9 | 21.3 | 24.8 | 24.2 | 27.2 | 18.2 | 11.4 | 10.6 | 8.62 | 7.82 | 6.91 | 8.61 | 12.8 | 21.0 |
| HQ | 42.7 | 48.5 | 69.0 | 57.6 | 70.7 | 46.7 | 36.8 | 35.8 | 39.4 | 27.4 | 18.1 | 41.6 | 42.7 | 48.5 |
| Jahr | 1998 | 1961 | 1948 | 1994 | 1956 | 1969 | 1965 | 1956 | 1966 | 1954 | 1967 | 1998 | 1998 | 1961 |
| $Mh_N$ mm | 51 | 56 | 49 | 39 | 47 | 43 | 53 | 68 | 66 | 65 | 47 | 46 | 50 | 56 |
| $Mh_A$ mm | 11 | 17 | 20 | 19 | 22 | 16 | 10 | 8 | 7 | 6 | 6 | 8 | 11 | 17 |

| | Abflußjahr (*) 2000 Jahr | Datum | Winter | Sommer | Kalenderjahr 2000 Jahr | Datum |
|---|---|---|---|---|---|---|
| NQ $m^3/s$ | 1.10 | am 15.08.2000 | 2.02 | 1.10 | 1.10 | am 15.08.2000 |
| MQ $m^3/s$ | 5.64 | | 8.34 | 2.97 | 5.55 | |
| HQ $m^3/s$ | 26.2 | am 16.03.2000 bei W= 282 cm | 26.2 | 10.6 | 26.2 | am 16.03.2000 bei W= 282 cm |
| Nq $l/(s km^2)$ | 0.672 | | 1.23 | 0.672 | 0.672 | |
| Mq $l/(s km^2)$ | 3.44 | | 5.09 | 1.81 | 3.39 | |
| Hq $l/(s km^2)$ | 16.0 | | 16.0 | 6.47 | 16.0 | |
| $h_N$ mm | 634 | | 331 | 303 | 602 | |
| $h_A$ mm | 109 | | 80 | 29 | 107 | |
| | 1946/2000 (*) 55 Jahre | | | | 1946/2000 | |
| NQ $m^3/s$ | 0.214 | am 09.08.1992 | 1.00 | 0.214 | 0.214 | am 09.08.1992 |
| MNQ $m^3/s$ | 1.89 | | 3.48 | 1.91 | 1.91 | |
| MQ $m^3/s$ | 7.75 | | 10.9 | 4.68 | 7.74 | |
| MHQ $m^3/s$ | 37.6 | | 36.7 | 16.5 | 39.0 | |
| HQ $m^3/s$ | 70.7 | am 05.03.1956 bei W= 379 cm | 70.7 | 41.6 | 70.7 | am 05.03.1956 bei W= 379 cm |
| $HQ_1$ $m^3/s$ | | | | | | |
| $HQ_5$ $m^3/s$ | | | | | | |
| MNq $l/(s km^2)$ | 1.15 | | 2.12 | 1.17 | 1.17 | |
| Mq $l/(s km^2)$ | 4.73 | | 6.65 | 2.86 | 4.73 | |
| MHq $l/(s km^2)$ | 23.0 | | 22.4 | 10.1 | 23.8 | |
| $Mh_N$ mm | 629 | | 284 | 344 | 629 | |
| $Mh_A$ mm | 150 | | 105 | 45 | 149 | |

## Extremwerte

| | Niedrigwasser $m^3/s$ | $l/(s km^2)$ | Datum | Hochwasser $m^3/s$ | $l/(s km^2)$ | cm | Datum |
|---|---|---|---|---|---|---|---|
| 1 | 0.214 | 0.131 | 09.08.1992 | 70.7 | 43.2 | 379 | 05.03.1956 |
| 2 | 0.270 | 0.165 | 22.07.1947 | 69.0 | 42.1 | 377 | 15.01.1948 |
| 3 | 0.520 | 0.317 | 14.07.1952 | 63.0 | 38.5 | 362 | 14.03.1981 |
| 4 | 0.608 | 0.371 | 06.08.1990 | 59.4 | 36.3 | 351 | 31.01.1994 |
| 5 | 0.659 | 0.402 | 10.07.1993 | 58.4 | 35.7 | 356 | 21.03.1970 |
| 6 | 0.670 | 0.409 | 07.09.1975 | 57.5 | 35.1 | 370 | 21.03.1947 |
| 7 | 0.709 | 0.433 | 16.09.1999 | 56.0 | 34.2 | 371 | 10.02.1946 |
| 8 | 0.750 | 0.458 | 27.07.1959 | 54.9 | 33.5 | 343 | 23.02.1966 |
| 9 | 1.00 | 0.611 | 26.07.1949 | 53.1 | 32.4 | 340 | 21.03.1994 |
| 10 | 1.00 | 0.611 | 15.02.1947 | 52.7 | 32.2 | 350 | 18.01.1968 |

## Dauertabelle

Unterschrittene Abflüsse $m^3/s$

| Unterschreitungsdauer in Tagen | Abfluß-jahr (*) 2000 | Kalenderjahr 2000 | 1946/2000 55 Kalenderjahre Obere Hüllwerte | Mittlere Werte | Untere Hüllwerte |
|---|---|---|---|---|---|
| (365) | 25.4 | 25.4 | | | |
| 364 | 25.4 | 25.4 | 69.1 | 44.7 | 11.4 |
| 363 | 25.4 | 25.4 | 69.1 | 40.4 | 11.1 |
| 362 | 25.3 | 25.3 | 69.1 | 37.8 | 10.9 |
| 361 | 25.3 | 25.3 | 58.9 | 35.4 | 10.8 |
| 360 | 23.8 | 23.8 | 55.4 | 33.2 | 10.2 |
| 359 | 22.7 | 22.7 | 51.8 | 31.6 | 9.90 |
| 358 | 22.3 | 22.3 | 51.4 | 30.4 | 9.65 |
| 357 | 22.1 | 22.1 | 51.1 | 29.0 | 9.56 |
| 356 | 21.3 | 21.3 | 49.3 | 28.1 | 8.98 |
| 350 | 15.4 | 15.4 | 42.2 | 23.6 | 7.04 |
| 340 | 12.2 | 12.2 | 39.4 | 19.0 | 6.30 |
| 330 | 11.3 | 11.3 | 31.2 | 16.2 | 5.81 |
| 320 | 10.7 | 10.5 | 26.4 | 14.2 | 5.36 |
| 300 | 8.92 | 8.83 | 21.4 | 11.5 | 3.98 |
| 270 | 7.20 | 6.81 | 16.6 | 9.03 | 3.46 |
| 240 | 6.36 | 5.77 | 13.7 | 7.47 | 2.68 |
| 210 | 5.11 | 4.49 | 11.6 | 6.26 | 2.12 |
| 183 | 3.38 | 3.76 | 10.5 | 5.51 | 1.90 |
| 150 | 2.89 | 3.20 | 9.47 | 4.71 | 1.75 |
| 130 | 2.72 | 2.94 | 9.10 | 4.30 | 1.65 |
| 120 | 2.64 | 2.88 | 8.74 | 4.12 | 1.60 |
| 110 | 2.56 | 2.79 | 8.26 | 3.92 | 1.55 |
| 100 | 2.53 | 2.69 | 7.76 | 3.73 | 1.50 |
| 90 | 2.48 | 2.60 | 7.48 | 3.54 | 1.50 |
| 80 | 2.40 | 2.54 | 7.15 | 3.35 | 1.44 |
| 70 | 2.34 | 2.47 | 6.82 | 3.16 | 1.32 |
| 60 | 2.28 | 2.37 | 6.42 | 2.96 | 1.26 |
| 50 | 2.19 | 2.23 | 6.10 | 2.73 | 1.20 |
| 40 | 2.10 | 2.12 | 5.85 | 2.47 | 1.09 |
| 30 | 2.02 | 2.02 | 5.60 | 2.20 | 0.941 |
| 25 | 1.96 | 1.96 | 5.54 | 2.06 | 0.775 |
| 20 | 1.90 | 1.90 | 5.29 | 1.91 | 0.470 |
| 15 | 1.88 | 1.88 | 5.12 | 1.75 | 0.420 |
| 10 | 1.84 | 1.84 | 5.05 | 1.54 | 0.380 |
| 9 | 1.81 | 1.81 | 5.05 | 1.51 | 0.350 |
| 8 | 1.80 | 1.80 | 5.00 | 1.45 | 0.350 |
| 7 | 1.77 | 1.77 | 4.90 | 1.39 | 0.350 |
| 6 | 1.75 | 1.75 | 4.89 | 1.33 | 0.320 |
| 5 | 1.74 | 1.74 | 4.88 | 1.27 | 0.320 |
| 4 | 1.68 | 1.68 | 4.79 | 1.18 | 0.320 |
| 3 | 1.67 | 1.67 | 4.69 | 1.07 | 0.302 |
| 2 | 1.44 | 1.44 | 4.63 | 0.941 | 0.302 |
| 1 | 1.23 | 1.23 | 4.61 | 0.709 | 0.300 |
| 0 | 1.10 | 1.10 | 4.46 | 0.214 | 0.214 |

(*) Abflußjahr: 1.11. des Vorjahres bis 31.10.
Repräsentativ für die Aller
Einflüsse: Ableitung aus der Aller in den MLK bei Grafhorst
i.M. werden 620 l/s abgeleitet

Berechnung der Gebietsniederschläge und Abflußhöhen für die Reihe 1951 bis 2000

NLÖ Hildesheim

$A_{Eo}$ : 4374 km²
PNP :NN + 31.80 m
Lage: 111.5 km oberhalb der Mündung links

# Q
m³/s

Pegel : Celle
Gewässer : Aller
Gebiet : Aller
Nr. 48300105

## Tageswerte

| Tag | 1999 Nov | 1999 Dez | 2000 Jan | Feb | Mrz | Apr | Mai | Jun | Jul | Aug | Sep | Okt | Nov | Dez |
|---|---|---|---|---|---|---|---|---|---|---|---|---|---|---|
| 1. | 13.9 | 15.1 | 28.3 | 52.4 | 44.7 | 51.7 | 29.3 | 14.9 | 9.09 | 16.0 | 10.5 | 12.0 | 12.8 | 16.4 |
| 2. | 15.0 | 16.3 | 27.8 | 49.1 | 44.3 | 49.9 | 28.8 | 14.4 | 8.92 | 16.4 | 10.5 | 12.4 | 12.6 | 16.0 |
| 3. | 13.7 | 17.6 | 29.0 | 45.4 | 46.0 | 48.2 | 26.5 | 13.5 | 8.56 | 19.4 | 12.4 | 12.1 | 13.1 | 17.1 |
| 4. | 14.8 | 20.7 | 29.9 | 42.3 | 57.7 | 46.6 | 24.8 | 12.9 | 11.9 | 18.8 | 14.0 | 11.4 | 12.1 | 16.2 |
| 5. | 12.0 | 21.2 | 30.7 | 41.6 | 58.3 | 46.3 | 23.2 | 12.7 | 12.6 | 16.8 | 15.0 | 11.5 | 13.0 | 16.0 |
| 6. | 14.5 | 20.7 | 31.1 | 39.9 | 51.0 | 43.6 | 22.4 | 13.5 | 15.0 | 16.3 | 14.4 | 11.7 | 13.5 | 16.6 |
| 7. | 14.0 | 22.4 | 28.0 | 37.6 | 46.1 | 39.4 | 21.3 | 16.1 | 15.7 | 14.0 | 14.9 | 10.6 | 14.2 | 17.1 |
| 8. | 13.3 | 26.8 | 26.5 | 34.7 | 47.1 | 37.5 | 20.5 | 14.5 | 13.1 | 12.8 | 18.3 | 11.0 | 14.7 | 16.8 |
| 9. | 13.8 | 30.0 | 26.1 | 35.0 | 57.7 | 36.6 | 20.7 | 13.7 | 12.3 | 13.4 | 17.5 | 12.5 | 14.4 | 15.8 |
| 10. | 13.4 | 27.1 | 24.8 | 35.4 | 76.7 | 35.2 | 20.3 | 13.2 | 11.8 | 12.7 | 15.9 | 13.5 | 13.8 | 15.8 |
| 11. | 13.9 | 23.7 | 24.4 | 36.2 | 86.6 | 34.2 | 19.4 | 12.8 | 12.1 | 12.8 | 14.1 | 14.2 | 12.7 | 15.4 |
| 12. | 13.6 | 25.5 | 23.3 | 34.2 | 93.4 | 33.9 | 18.1 | 13.1 | 11.8 | 12.6 | 13.4 | 13.4 | 12.5 | 16.5 |
| 13. | 13.8 | 32.3 | 23.3 | 33.3 | 96.5 | 34.0 | 17.0 | 13.1 | 11.6 | 11.7 | 12.7 | 12.9 | 12.9 | 17.9 |
| 14. | 13.4 | 36.7 | 22.7 | 34.8 | 96.5 | 33.4 | 16.5 | 12.1 | 11.2 | 10.5 | 12.2 | 13.3 | 13.7 | 18.9 |
| 15. | 14.2 | 36.9 | 22.5 | 37.7 | 99.6 | 32.9 | 16.1 | 12.1 | 11.9 | 10.4 | 11.8 | 12.5 | 13.7 | 18.8 |
| 16. | 14.2 | 32.7 | 21.7 | 37.4 | 104 | 32.8 | 15.6 | 12.9 | 11.1 | 10.1 | 12.0 | 11.8 | 13.9 | 20.4 |
| 17. | 14.3 | 29.0 | 22.0 | 36.6 | 103 | 32.2 | 15.3 | 12.6 | 11.4 | 11.5 | 12.3 | 10.5 | 14.0 | 21.6 |
| 18. | 14.9 | 27.1 | 23.3 | 34.5 | 101 | 30.4 | 15.4 | 12.0 | 11.1 | 13.4 | 13.0 | 12.2 | 14.4 | 21.1 |
| 19. | 14.3 | 27.0 | 23.9 | 34.6 | 103 | 30.4 | 16.5 | 11.2 | 10.4 | 13.4 | 12.2 | 11.7 | 15.2 | 19.4 |
| 20. | 15.2 | 25.5 | 24.3 | 40.7 | 106 | 35.3 | 16.2 | 11.1 | 10.4 | 17.5 | 11.8 | 9.56 | 14.9 | 19.1 |
| 21. | 14.9 | 24.6 | 25.0 | 45.4 | 104 | 35.0 | 16.1 | 8.99 | 10.0 | 18.0 | 11.5 | 11.8 | 14.7 | 18.0 |
| 22. | 15.0 | 23.0 | 28.5 | 40.6 | 95.9 | 32.0 | 16.8 | 8.85 | 10.1 | 14.1 | 11.5 | 11.3 | 14.9 | 16.7 |
| 23. | 14.6 | 22.8 | 31.2 | 42.5 | 90.1 | 29.9 | 16.9 | 9.70 | 12.1 | 13.4 | 11.4 | 11.8 | 14.8 | 16.0 |
| 24. | 15.4 | 23.1 | 29.4 | 43.4 | 82.1 | 31.2 | 16.1 | 10.4 | 12.7 | 13.2 | 10.9 | 12.1 | 15.4 | 16.0 |
| 25. | 15.4 | 23.9 | 25.0 | 45.5 | 73.8 | 35.4 | 16.3 | 9.47 | 11.2 | 12.4 | 11.2 | 12.6 | 14.7 | 16.0 |
| 26. | 15.8 | 26.3 | 23.1 | 54.4 | 69.5 | 31.8 | 17.0 | 10.2 | 12.3 | 11.5 | 11.4 | 12.8 | 14.2 | 16.0 |
| 27. | 15.1 | 35.6 | 23.3 | 53.8 | 65.6 | 29.4 | 17.0 | 10.5 | 13.6 | 10.7 | 13.0 | 13.0 | 14.9 | 16.4 |
| 28. | 15.5 | 37.9 | 24.6 | 47.5 | 58.6 | 27.7 | 15.7 | 9.06 | 13.1 | 11.0 | 13.8 | 13.8 | 15.2 | 16.3 |
| 29. | 15.8 | 34.2 | 26.4 | 44.5 | 54.8 | 26.5 | 15.6 | 7.98 | 16.7 | 10.6 | 13.5 | 14.4 | 15.4 | 16.6 |
| 30. | 15.2 | 31.4 | 37.5 | | 55.2 | 25.9 | 15.2 | 9.50 | 19.7 | 10.7 | 12.8 | 13.5 | 17.5 | 16.3 |
| 31. | | 29.7 | 49.1 | | 53.4 | | 15.3 | | 18.4 | 10.3 | | 12.0 | | 17.1 |

## Hauptwerte

| | 1999 Nov | 1999 Dez | 2000 Jan | Feb | Mrz | Apr | Mai | Jun | Jul | Aug | Sep | Okt | Nov | Dez |
|---|---|---|---|---|---|---|---|---|---|---|---|---|---|---|
| Tag | 5. | 1. | 16. | 13. | 2. | 30. | 30. | 29. | 3. | 16. | 1.+ | 20. | 4. | 11. |
| NQ | 12.0 | 15.1 | 21.7 | 33.3 | 44.3 | 25.9 | 15.2 | 7.98 | 8.56 | 10.1 | 10.5 | 9.56 | 12.1 | 15.4 |
| MQ | 14.4 | 26.7 | 27.0 | 41.1 | 74.9 | 35.6 | 18.8 | 11.9 | 12.3 | 13.4 | 13.0 | 12.3 | 14.1 | 17.2 |
| HQ | 21.3 | 40.6 | 53.4 | 56.3 | 106 | 53.1 | 30.8 | 16.9 | 22.9 | 21.3 | 18.8 | 15.8 | 19.7 | 21.8 |
| Tag | 4. | 27. | 31. | 26.+ | 20.+ | 1. | 1. | 7. | 30. | 3. | 8.+ | 11. | 30. | 17.+ |
| $h_N$ mm | 25 | 91 | 53 | 65 | 105 | 38 | 36 | 39 | 98 | 58 | 50 | 34 | 34 | 47 |
| $h_A$ mm | 9 | 16 | 17 | 24 | 46 | 21 | 12 | 7 | 8 | 8 | 8 | 8 | 8 | 11 |
| | 1940/1999 | | 1941/2000 60 Jahre | | | | | | | | | | | |
| Jahr | 1949 | 1959 | 1947 | 1947 | 1947 | 1960 | 1960 | 1957 | 1959 | 1953 | 1964 | 1959 | 1949 | 1959 |
| NQ | 5.80 | 4.70 | 8.00 | 7.10 | 6.00 | 8.55 | 5.72 | 3.80 | 3.69 | 2.50 | 3.98 | 3.80 | 5.80 | 4.70 |
| MNQ | 15.8 | 18.9 | 22.6 | 25.6 | 25.0 | 23.8 | 15.7 | 12.7 | 10.5 | 9.84 | 10.7 | 12.5 | 15.7 | 18.9 |
| MQ | 23.8 | 33.4 | 39.9 | 43.3 | 44.7 | 37.2 | 23.3 | 20.8 | 17.0 | 15.3 | 14.7 | 17.6 | 23.4 | 33.2 |
| MHQ | 40.1 | 60.1 | 74.0 | 76.9 | 85.9 | 59.4 | 40.0 | 37.6 | 30.3 | 27.0 | 23.0 | 29.4 | 39.2 | 59.6 |
| HQ | 150 | 154 | 305 | 342 | 298 | 181 | 130 | 138 | 118 | 62.2 | 57.5 | 129 | 150 | 154 |
| Jahr | 1998 | 1954 | 1948 | 1946 | 1981 | 1994 | 1961 | 1961 | 1956 | 1954 | 1967 | 1998 | 1998 | 1954 |
| | 1955/1999 | | 1956/2000 45 Jahre | | | | | | | | | | | |
| $Mh_N$ mm | 54 | 63 | 55 | 44 | 52 | 49 | 56 | 73 | 69 | 68 | 49 | 49 | 54 | 62 |
| $Mh_A$ mm | 14 | 20 | 24 | 25 | 27 | 22 | 14 | 12 | 10 | 9 | 9 | 11 | 14 | 20 |

| | Abflußjahr (*) 2000 Jahr | Datum | Winter | Sommer | Kalenderjahr 2000 Jahr | Datum |
|---|---|---|---|---|---|---|
| NQ m³/s | 7.98 | am 29.06.2000 | 12.0 | 7.98 | 7.98 | am 29.06.2000 |
| MQ m³/s | 25.1 | | 36.7 | 13.6 | 24.3 | |
| HQ m³/s | 106 | am 20.03.2000 bei W= 407 cm | 106 | 30.8 | 106 | am 20.03.2000 bei W= 407 cm |
| Nq l/(s km²) | 1.82 | | 2.74 | 1.82 | 1.82 | |
| Mq l/(s km²) | 5.74 | | 8.39 | 3.11 | 5.55 | |
| Hq l/(s km²) | 24.2 | | 24.2 | 7.04 | 24.2 | |
| $h_N$ mm | 692 | | 377 | 315 | 657 | |
| $h_A$ mm | 181 | | 132 | 50 | 175 | |
| | 1941/2000 (*) 60 Jahre | | | | 1941/2000 | |
| NQ m³/s | 2.50 | am 27.08.1953 | 4.70 | 2.50 | 2.50 | am 27.08.1953 |
| MNQ m³/s | 7.92 | | 13.6 | 8.06 | 8.05 | |
| MQ m³/s | 27.5 | | 37.0 | 18.1 | 27.4 | |
| MHQ m³/s | 125 | | 122 | 54.2 | 129 | |
| HQ m³/s | 342 | am 12.02.1946 bei W= 528 cm | 342 | 138 | 342 | am 12.02.1946 bei W= 528 cm |
| $HQ_1$ m³/s | 89.3 | | 80.6 | 37.1 | 89.3 | |
| $HQ_5$ m³/s | 172 | | 171 | 73.4 | 172 | |
| MNq l/(s km²) | 1.81 | | 3.11 | 1.84 | 1.84 | |
| Mq l/(s km²) | 6.29 | | 8.46 | 4.14 | 6.26 | |
| MHq l/(s km²) | 28.5 | | 27.9 | 12.4 | 29.4 | |
| | 1956/2000 (*) 45 Jahre | | | | 1956/2000 | |
| $Mh_N$ mm | 681 | | 316 | 365 | 680 | |
| $Mh_A$ mm | 198 | | 133 | 66 | 198 | |

## Extremwerte

| | Niedrigwasser m³/s | l/(s km²) | Datum | Hochwasser m³/s | l/(s km²) | cm | Datum |
|---|---|---|---|---|---|---|---|
| 1 | 2.50 | 0.572 | 27.08.1953 | 342 | 78.2 | 528 | 12.02.1946 |
| 2 | 3.12 | 0.713 | 07.09.1936 | 305 | 69.7 | 510 | 17.01.1948 |
| 3 | 3.15 | 0.720 | 08.08.1964 | 298 | 68.1 | 519 | 15.03.1981 |
| 4 | 3.20 | 0.732 | 19.07.1925 | 270 | 61.7 | 499 | 06.03.1956 |
| 5 | 3.69 | 0.844 | 16.07.1959 | 260 | 59.4 | 495 | 04.11.1926 |
| 6 | 3.80 | 0.869 | 23.06.1957 | 247 | 56.5 | 493 | 03.01.1926 |
| 7 | 3.80 | 0.869 | 02.07.1952 | 235 | 53.7 | 488 | 19.01.1968 |
| 8 | 3.83 | 0.876 | 24.08.1989 | 230 | 52.6 | 470 | 22.03.1942 |
| 9 | 4.00 | 0.914 | 16.09.1973 | 228 | 52.1 | 485 | 22.03.1970 |
| 10 | 4.15 | 0.949 | 10.08.1990 | 228 | 52.1 | 482 | 22.03.1940 |

## Dauertabelle

| Unterschreitungsdauer in Tagen | Unterschrittene Abflüsse m³/s: Abfluß-jahr (*) 2000 | Kalender jahr 2000 | 1941/2000 60 Kalenderjahre Obere Hüllwerte | Mittlere Werte | Untere Hüllwerte |
|---|---|---|---|---|---|
| (365) | | | | | |
| 364 | 106 | 106 | 330 | 146 | 33.2 |
| 363 | 104 | 104 | 285 | 128 | 32.4 |
| 362 | 104 | 104 | 282 | 117 | 32.1 |
| 361 | 103 | 103 | 212 | 109 | 31.3 |
| 360 | 101 | 101 | 200 | 104 | 31.1 |
| 359 | 99.6 | 99.6 | 184 | 99.3 | 30.3 |
| 358 | 99.6 | 99.6 | 167 | 95.0 | 29.3 |
| 357 | 96.5 | 96.5 | 153 | 92.8 | 29.3 |
| 356 | 95.9 | 95.9 | 151 | 90.5 | 28.8 |
| 350 | 73.8 | 73.8 | 140 | 77.8 | 27.1 |
| 340 | 53.8 | 53.8 | 129 | 64.4 | 23.8 |
| 330 | 47.1 | 47.1 | 111 | 54.7 | 21.4 |
| 320 | 44.3 | 44.3 | 98.4 | 48.3 | 20.6 |
| 300 | 36.2 | 35.3 | 86.0 | 39.4 | 18.8 |
| 270 | 30.7 | 29.0 | 67.5 | 31.7 | 15.2 |
| 240 | 25.5 | 22.0 | 59.6 | 27.0 | 12.6 |
| 210 | 21.2 | 17.1 | 51.4 | 23.2 | 10.4 |
| 183 | 16.3 | 16.1 | 40.7 | 20.6 | 9.24 |
| 150 | 14.8 | 14.5 | 33.7 | 17.9 | 8.36 |
| 130 | 13.9 | 13.7 | 31.7 | 16.5 | 7.94 |
| 120 | 13.6 | 13.5 | 30.9 | 15.6 | 7.30 |
| 110 | 13.4 | 13.2 | 30.0 | 15.1 | 6.84 |
| 100 | 13.0 | 12.9 | 29.0 | 14.4 | 6.60 |
| 90 | 12.8 | 12.7 | 28.1 | 13.6 | 6.35 |
| 80 | 12.5 | 12.5 | 27.2 | 12.9 | 6.35 |
| 70 | 12.2 | 12.2 | 26.3 | 12.1 | 6.10 |
| 60 | 11.9 | 11.9 | 25.5 | 11.4 | 5.80 |
| 50 | 11.7 | 11.7 | 24.2 | 10.5 | 5.50 |
| 40 | 11.4 | 11.4 | 23.2 | 9.71 | 5.30 |
| 30 | 11.0 | 11.0 | 22.5 | 8.81 | 5.20 |
| 25 | 10.6 | 10.6 | 22.2 | 8.31 | 5.00 |
| 20 | 10.5 | 10.5 | 21.9 | 7.82 | 4.85 |
| 15 | 10.3 | 10.3 | 21.6 | 7.42 | 4.70 |
| 10 | 9.70 | 9.70 | 20.6 | 6.90 | 4.60 |
| 9 | 9.56 | 9.56 | 20.6 | 6.81 | 4.60 |
| 8 | 9.50 | 9.50 | 20.5 | 6.61 | 4.60 |
| 7 | 9.47 | 9.47 | 20.4 | 6.51 | 4.56 |
| 6 | 9.09 | 9.09 | 20.1 | 6.32 | 4.40 |
| 5 | 9.06 | 9.06 | 20.1 | 6.21 | 4.30 |
| 4 | 8.99 | 8.99 | 20.0 | 5.95 | 4.27 |
| 3 | 8.92 | 8.92 | 19.9 | 5.64 | 4.00 |
| 2 | 8.85 | 8.85 | 19.8 | 5.21 | 3.98 |
| 1 | 8.56 | 8.56 | 19.7 | 4.87 | 3.25 |
| 0 | 7.98 | 7.98 | 19.7 | 2.50 | 2.50 |

(*) Abflußjahr: 1.11. des Vorjahres bis 31.10.

HQ1, HQ5 : Jahresreihe 1921/2000
Extremwerte ab 1921
eisfrei

$A_{Eo}$ : 7209 km²
PNP :NN + 23.01 m
Lage: 75.7 km oberhalb der Mündung rechts

# Q
m³/s

Pegel : Marklendorf Nr. 48700103
Gewässer : Aller
Gebiet : Aller

## Tageswerte

| Tag | 1999 Nov | 1999 Dez | 2000 Jan | Feb | Mrz | Apr | Mai | Jun | Jul | Aug | Sep | Okt | Nov | Dez |
|---|---|---|---|---|---|---|---|---|---|---|---|---|---|---|
| 1. | 17.6 | 20.2 | 40.5 | 63.2 | 55.9 | 65.9 | 41.0 | 23.0 | 18.0 | 20.0 | 16.6 | 14.4 | 18.2 | 19.5 |
| 2. | 20.8 | 22.6 | 39.0 | 60.5 | 55.8 | 63.8 | 43.5 | 21.0 | 17.2 | 24.0 | 16.6 | 16.0 | 19.5 | 17.5 |
| 3. | 14.8 | 26.9 | 38.0 | 56.2 | 57.0 | 61.8 | 38.5 | 21.5 | 17.2 | 25.0 | 17.9 | 15.6 | 19.1 | 18.5 |
| 4. | 21.5 | 28.2 | 38.5 | 52.0 | 68.7 | 58.5 | 36.5 | 19.5 | 17.2 | 24.0 | 19.5 | 16.7 | 17.1 | 18.5 |
| 5. | 14.1 | 27.3 | 39.5 | 49.9 | 75.9 | 57.6 | 35.2 | 21.0 | 20.3 | 20.5 | 20.8 | 15.5 | 20.0 | 17.9 |
| 6. | 20.8 | 26.7 | 41.5 | 47.9 | 70.4 | 55.4 | 32.7 | 22.0 | 17.5 | 23.7 | 18.2 | 18.3 | 15.4 | 17.1 |
| 7. | 19.4 | 29.2 | 40.5 | 45.5 | 62.9 | 51.1 | 31.6 | 23.5 | 22.0 | 17.2 | 18.7 | 16.7 | 19.6 | 16.5 |
| 8. | 16.1 | 36.6 | 39.5 | 43.7 | 61.3 | 50.2 | 31.0 | 20.0 | 20.8 | 22.0 | 23.9 | 15.3 | 18.1 | 18.7 |
| 9. | 16.1 | 39.8 | 38.2 | 44.3 | 71.9 | 48.4 | 28.7 | 21.0 | 18.5 | 17.5 | 22.7 | 16.5 | 18.1 | 18.2 |
| 10. | 18.8 | 36.6 | 37.0 | 44.9 | 88.6 | 45.8 | 30.4 | 19.0 | 17.3 | 17.4 | 19.6 | 16.4 | 17.9 | 17.9 |
| 11. | 17.0 | 32.5 | 36.0 | 45.5 | 106 | 44.1 | 27.4 | 17.5 | 17.2 | 18.0 | 19.0 | 19.2 | 16.1 | 18.2 |
| 12. | 17.9 | 34.9 | 34.2 | 43.2 | 116 | 44.2 | 27.0 | 17.5 | 18.0 | 17.1 | 17.2 | 19.3 | 14.4 | 18.1 |
| 13. | 18.1 | 44.9 | 34.0 | 41.2 | 123 | 46.0 | 25.0 | 19.0 | 17.1 | 17.1 | 17.7 | 17.7 | 23.9 | 21.3 |
| 14. | 18.2 | 50.8 | 33.8 | 42.1 | 125 | 45.0 | 24.5 | 19.0 | 17.9 | 17.4 | 17.4 | 18.7 | 16.7 | 24.1 |
| 15. | 15.3 | 52.6 | 33.0 | 45.2 | 125 | 44.3 | 25.2 | 17.5 | 16.9 | 16.0 | 17.4 | 14.6 | 14.1 | 25.4 |
| 16. | 18.0 | 48.0 | 32.5 | 45.6 | 129 | 43.6 | 25.7 | 18.0 | 17.4 | 17.4 | 17.5 | 22.4 | 14.1 | 24.9 |
| 17. | 17.5 | 43.0 | 33.0 | 45.0 | 132 | 43.1 | 24.5 | 19.5 | 17.1 | 14.6 | 19.5 | 14.8 | 13.7 | 27.3 |
| 18. | 17.5 | 40.5 | 34.0 | 42.6 | 132 | 40.9 | 25.4 | 19.0 | 17.0 | 18.0 | 19.5 | 13.2 | 16.3 | 29.2 |
| 19. | 16.6 | 40.0 | 34.5 | 42.3 | 130 | 40.3 | 26.0 | 17.0 | 17.0 | 17.9 | 16.8 | 14.7 | 20.9 | 30.1 |
| 20. | 19.1 | 38.5 | 34.5 | 47.4 | 132 | 44.7 | 25.4 | 17.5 | 17.1 | 23.7 | 17.7 | 17.2 | 15.6 | 28.9 |
| 21. | 19.7 | 38.0 | 36.5 | 54.5 | 134 | 46.9 | 26.5 | 16.0 | 17.0 | 24.6 | 17.3 | 12.7 | 17.0 | 25.1 |
| 22. | 21.7 | 37.5 | 39.0 | 50.8 | 128 | 42.7 | 26.5 | 17.0 | 17.1 | 20.5 | 17.4 | 16.9 | 18.3 | 23.0 |
| 23. | 19.9 | 37.0 | 40.5 | 50.9 | 119 | 39.6 | 27.0 | 17.0 | 17.9 | 21.0 | 17.4 | 13.9 | 17.8 | 21.9 |
| 24. | 18.5 | 37.4 | 40.0 | 52.1 | 109 | 39.9 | 24.5 | 19.0 | 19.2 | 16.8 | 17.5 | 17.1 | 20.3 | 21.4 |
| 25. | 18.3 | 37.8 | 38.0 | 53.9 | 97.7 | 45.8 | 26.7 | 15.5 | 16.0 | 17.5 | 16.5 | 15.9 | 16.4 | 21.0 |
| 26. | 20.3 | 39.5 | 35.0 | 63.2 | 90.7 | 40.8 | 27.2 | 17.5 | 17.5 | 16.3 | 18.0 | 16.3 | 15.1 | 21.0 |
| 27. | 21.9 | 43.5 | 35.0 | 64.8 | 86.1 | 38.4 | 27.8 | 18.0 | 18.0 | 16.0 | 17.7 | 18.6 | 19.5 | 20.7 |
| 28. | 16.3 | 47.2 | 37.0 | 58.9 | 77.9 | 35.8 | 25.2 | 16.4 | 18.0 | 16.3 | 22.5 | 17.2 | 19.6 | 20.8 |
| 29. | 22.5 | 45.5 | 38.0 | 55.9 | 71.7 | 34.6 | 24.7 | 15.0 | 25.3 | 17.1 | 21.0 | 16.8 | 21.8 | 20.6 |
| 30. | 19.0 | 41.3 | 41.1 | | 69.3 | 34.4 | 25.3 | 16.0 | 26.0 | 16.8 | 21.0 | 18.2 | 23.5 | 21.0 |
| 31. | | 42.0 | 56.8 | | 68.3 | | 23.9 | | 25.0 | 16.3 | | 18.0 | | 21.0 |
| Tag | 5. | 1. | 16. | 13. | 2. | 30. | 31. | 29. | 25. | 17. | 25. | 21. | 17. | 7. |
| NQ | 14.1 | 20.2 | 32.5 | 41.2 | 55.8 | 34.4 | 23.9 | 15.0 | 16.0 | 14.6 | 16.5 | 12.7 | 13.7 | 16.5 |
| MQ | 18.4 | 37.6 | 37.7 | 50.1 | 95.8 | 46.4 | 28.7 | 18.7 | 18.6 | 19.0 | 18.7 | 16.6 | 17.9 | 21.5 |
| HQ | 28.2 | 65.3 | 63.6 | 67.8 | 136 | 67.8 | 39.9 | 25.3 | 34.0 | 29.5 | 30.3 | 30.7 | 37.7 | 38.6 |
| Tag | 22. | 14. | 31. | 26. | 22. | 1. | 2. | 7. | 7. | 3. | 28. | 16. | 13. | 19. |
| $h_N$ mm | 24 | 92 | 53 | 66 | 105 | 37 | 34 | 37 | 94 | 57 | 55 | 35 | 33 | 47 |
| $h_A$ mm | 7 | 14 | 14 | 17 | 36 | 17 | 11 | 7 | 7 | 7 | 7 | 6 | 6 | 8 |

| | 1940/1999 | | 1941/2000 (60 Jahre) | | | | | | | | | | | |
|---|---|---|---|---|---|---|---|---|---|---|---|---|---|---|
| Jahr | 1971 | 1969 | 1954 | 1954 | 1954 | 1960 | 1954 | 1964 | 1964 | 1964 | 1964 | 1959 | 1971 | 1969 |
| NQ | 8.83 | 9.60 | 7.60 | 6.50 | 10.2 | 13.6 | 7.60 | 5.90 | 3.70 | 5.10 | 4.21 | 5.09 | 8.83 | 9.60 |
| MNQ | 24.6 | 29.4 | 34.9 | 40.3 | 38.9 | 38.2 | 25.4 | 19.4 | 16.2 | 15.3 | 16.2 | 18.7 | 24.3 | 29.1 |
| MQ | 39.2 | 53.3 | 62.7 | 67.8 | 69.2 | 59.0 | 38.1 | 33.2 | 27.5 | 24.8 | 23.7 | 28.4 | 38.3 | 52.7 |
| MHQ | 66.8 | 93.8 | 109 | 112 | 124 | 93.4 | 65.2 | 61.9 | 51.6 | 48.9 | 44.2 | 50.4 | 65.4 | 92.8 |
| HQ | 196 | 208 | 342 | 400 | 350 | 228 | 172 | 174 | 146 | 92.2 | 83.5 | 179 | 196 | 208 |
| Jahr | 1998 | 1954 | 1987 | 1946 | 1956 | 1994 | 1961 | 1961 | 1956 | 1954 | 1965 | 1998 | 1998 | 1954 |

| | 1960/1999 | | 1961/2000 (40 Jahre) | | | | | | | | | | | |
|---|---|---|---|---|---|---|---|---|---|---|---|---|---|---|
| $Mh_N$ mm | 57 | 65 | 56 | 44 | 53 | 50 | 58 | 73 | 66 | 68 | 51 | 49 | 56 | 64 |
| $Mh_A$ mm | 14 | 20 | 23 | 24 | 26 | 21 | 14 | 12 | 10 | 9 | 9 | 11 | 14 | 20 |

## Hauptwerte

| | Abflußjahr (*) 2000 Jahr | Datum | Winter | Sommer | Kalenderjahr 2000 Jahr | Datum |
|---|---|---|---|---|---|---|
| NQ m³/s | 12.7 | am 21.10.2000 | 14.1 | 12.7 | 12.7 | am 21.10.2000 |
| MQ m³/s | 33.9 | | 47.8 | 20.1 | 32.5 | |
| HQ m³/s | 136 | am 22.03.2000 bei W= 357 cm | 136 | 39.9 | 136 | am 22.03.2000 bei W= 357 cm |
| Nq l/(s km²) | 1.76 | | 1.96 | 1.76 | 1.76 | |
| Mq l/(s km²) | 4.70 | | 6.63 | 2.78 | 4.50 | |
| Hq l/(s km²) | 18.9 | | 18.9 | 5.53 | 18.9 | |
| $h_N$ mm | 689 | | 377 | 312 | 653 | |
| $h_A$ mm | 148 | | 104 | 44 | 142 | |
| | 1941/2000 (*) 60 Jahre | | | | 1941/2000 | |
| NQ m³/s | 3.70 | am 28.07.1964 | 6.50 | 3.70 | 3.70 | am 28.07.1964 |
| MNQ m³/s | 11.5 | | 19.9 | 12.1 | 11.7 | |
| MQ m³/s | 43.8 | | 58.5 | 29.3 | 43.7 | |
| MHQ m³/s | 169 | | 166 | 83.7 | 173 | |
| HQ m³/s | 400 | am 13.02.1946 bei W= 432 cm | 400 | 179 | 400 | am 13.02.1946 bei W= 432 cm |
| $HQ_1$ m³/s | 134 | | 125 | 64.9 | 134 | |
| $HQ_5$ m³/s | 227 | | 227 | 109 | 227 | |
| MNq l/(s km²) | 1.60 | | 2.76 | 1.68 | 1.62 | |
| Mq l/(s km²) | 6.08 | | 8.11 | 4.06 | 6.06 | |
| MHq l/(s km²) | 23.4 | | 23.0 | 11.6 | 24.0 | |
| | 1961/2000 (*) 40 Jahre | | | | 1961/2000 | |
| $Mh_N$ mm | 691 | | 325 | 366 | 689 | |
| $Mh_A$ mm | 192 | | 128 | 65 | 192 | |

## Extremwerte

| | Niedrigwasser m³/s | l/(s km²) | Datum | Hochwasser m³/s | l/(s km²) | cm | Datum |
|---|---|---|---|---|---|---|---|
| 1 | 3.70 | 0.513 | 28.07.1964 | 400 | 55.5 | 432 | 13.02.1946 |
| 2 | 4.21 | 0.584 | 13.09.1964 | 350 | 48.6 | 423 | 07.03.1956 |
| 3 | 5.01 | 0.695 | 13.09.1959 | 343 | 47.6 | 424 | 15.03.1981 |
| 4 | 5.40 | 0.749 | 11.09.1953 | 342 | 47.4 | 424 | 04.01.1987 |
| 5 | 6.10 | 0.846 | 08.07.1954 | 284 | 39.4 | 419 | 17.01.1948 |
| 6 | 6.20 | 0.860 | 08.07.1952 | 270 | 37.5 | 412 | 30.01.1994 |
| 7 | 6.46 | 0.896 | 27.06.1989 | 261 | 36.2 | 414 | 22.03.1957 |
| 8 | 6.50 | 0.902 | 30.06.1960 | 258 | 35.8 | 409 | 26.02.1966 |
| 9 | 6.50 | 0.902 | 20.02.1954 | 254 | 35.2 | 408 | 28.02.1970 |
| 10 | 7.00 | 0.971 | 16.09.1973 | 248 | 34.4 | 424 | 13.02.1941 |

## Dauertabelle

| Unterschreitungsdauer in Tagen | Unterschrittene Abflüsse m³/s: Abflußjahr (*) 2000 | Kalenderjahr 2000 | 1941/2000 60 Kalenderjahre: Obere Hüllwerte | Mittlere Werte | Untere Hüllwerte |
|---|---|---|---|---|---|
| (365) | | | | | |
| 364 | 134 | 134 | 400 | 211 | 59.8 |
| 363 | 134 | 134 | 332 | 187 | 57.5 |
| 362 | 132 | 132 | 300 | 173 | 57.1 |
| 361 | 130 | 130 | 284 | 166 | 56.6 |
| 360 | 129 | 129 | 270 | 157 | 53.5 |
| 359 | 128 | 128 | 244 | 151 | 52.6 |
| 358 | 128 | 128 | 237 | 144 | 51.8 |
| 357 | 125 | 125 | 234 | 141 | 51.8 |
| 356 | 123 | 123 | 232 | 136 | 51.0 |
| 350 | 90.7 | 90.7 | 207 | 120 | 47.1 |
| 340 | 68.3 | 68.3 | 186 | 99.8 | 42.6 |
| 330 | 58.9 | 58.9 | 163 | 86.7 | 37.9 |
| 320 | 54.5 | 54.5 | 153 | 77.3 | 36.4 |
| 300 | 45.6 | 45.2 | 132 | 64.5 | 33.3 |
| 270 | 41.0 | 39.6 | 111 | 52.1 | 30.3 |
| 240 | 37.4 | 32.7 | 99.0 | 44.0 | 27.2 |
| 210 | 28.7 | 25.1 | 85.6 | 37.9 | 23.2 |
| 183 | 24.6 | 21.8 | 72.0 | 33.4 | 20.2 |
| 150 | 20.8 | 19.6 | 60.7 | 29.1 | 16.0 |
| 130 | 19.1 | 18.6 | 53.5 | 26.8 | 13.5 |
| 120 | 18.6 | 18.2 | 51.0 | 25.5 | 12.7 |
| 110 | 18.1 | 18.1 | 48.8 | 24.4 | 12.4 |
| 100 | 18.0 | 17.8 | 46.7 | 23.3 | 11.6 |
| 90 | 17.6 | 17.7 | 45.4 | 22.1 | 11.1 |
| 80 | 17.6 | 17.5 | 44.2 | 20.9 | 10.4 |
| 70 | 17.4 | 17.3 | 41.8 | 19.7 | 9.70 |
| 60 | 17.2 | 17.2 | 40.6 | 18.6 | 9.40 |
| 50 | 17.1 | 17.0 | 38.3 | 17.5 | 8.89 |
| 40 | 16.9 | 16.7 | 36.7 | 16.3 | 8.39 |
| 30 | 16.4 | 16.4 | 35.4 | 14.9 | 7.65 |
| 25 | 16.3 | 16.1 | 34.7 | 14.2 | 7.59 |
| 20 | 16.1 | 15.9 | 34.0 | 13.4 | 7.22 |
| 15 | 15.6 | 15.4 | 33.6 | 12.4 | 6.36 |
| 10 | 15.0 | 14.7 | 32.6 | 11.3 | 5.70 |
| 9 | 15.0 | 14.7 | 32.5 | 11.1 | 5.70 |
| 8 | 14.8 | 14.6 | 32.4 | 10.9 | 5.70 |
| 7 | 14.7 | 14.6 | 32.1 | 10.6 | 5.70 |
| 6 | 14.7 | 14.4 | 32.0 | 10.3 | 5.50 |
| 5 | 14.6 | 14.4 | 31.9 | 10.0 | 5.30 |
| 4 | 14.4 | 14.1 | 31.8 | 9.50 | 5.10 |
| 3 | 14.1 | 13.9 | 31.7 | 9.04 | 5.10 |
| 2 | 13.9 | 13.7 | 31.0 | 8.31 | 4.80 |
| 1 | 13.2 | 13.2 | 30.4 | 7.25 | 4.21 |
| 0 | 12.7 | 12.7 | 29.5 | 3.70 | 3.70 |

(*) Abflußjahr: 1.11. des Vorjahres bis 31.10.

HQ1, HQ5 : Jahresreihe 1941/2000
Extremwerte ab 1941
eisfrei

$A_{Eo}$ : 14728 km²
PNP :NN + 14.31 m
Lage: 34.2 km oberhalb der Mündung links

# Q
m³/s

Pegel : Rethem Nr. 48900204
Gewässer : Aller
Gebiet : Aller

## Tageswerte

| Tag | 1999 Nov | 1999 Dez | 2000 Jan | Feb | Mrz | Apr | Mai | Jun | Jul | Aug | Sep | Okt | Nov | Dez |
|---|---|---|---|---|---|---|---|---|---|---|---|---|---|---|
| 1. | 48.7 | 52.5 | 113 | 204 | 205 | 214 | 104 | 65.4 | 46.2 | 58.4 | 43.0 | 46.2 | 43.5 | 51.0 |
| 2. | 48.2 | 54.0 | 106 | 219 | 201 | 201 | 108 | 63.6 | 46.5 | 56.5 | 43.5 | 43.5 | 42.5 | 48.8 |
| 3. | 50.1 | 58.3 | 102 | 219 | 206 | 191 | 104 | 60.3 | 45.3 | 62.2 | 44.7 | 45.9 | 45.5 | 47.5 |
| 4. | 47.0 | 67.2 | 100 | 211 | 228 | 182 | 98.3 | 59.2 | 47.7 | 64.6 | 50.6 | 43.2 | 49.1 | 48.9 |
| 5. | 50.3 | 71.6 | 106 | 200 | 252 | 175 | 94.7 | 56.7 | 56.5 | 60.5 | 51.6 | 43.4 | 44.3 | 47.0 |
| 6. | 44.4 | 68.5 | 118 | 182 | 260 | 169 | 91.1 | 62.1 | 61.4 | 56.3 | 52.4 | 43.4 | 47.2 | 46.9 |
| 7. | 48.0 | 69.7 | 122 | 168 | 248 | 160 | 88.1 | 68.7 | 75.5 | 52.5 | 52.4 | 44.0 | 45.7 | 47.4 |
| 8. | 46.8 | 78.1 | 116 | 161 | 233 | 152 | 84.1 | 71.8 | 72.5 | 51.2 | 54.8 | 44.1 | 48.9 | 50.4 |
| 9. | 46.6 | 98.3 | 110 | 160 | 233 | 147 | 83.9 | 65.6 | 59.2 | 48.1 | 58.5 | 43.5 | 48.1 | 50.4 |
| 10. | 46.6 | 99.8 | 104 | 162 | 265 | 143 | 83.7 | 63.5 | 58.3 | 50.0 | 57.5 | 45.9 | 47.3 | 49.7 |
| 11. | 47.4 | 90.0 | 98.9 | 159 | 305 | 137 | 82.8 | 58.8 | 56.0 | 48.4 | 53.2 | 45.6 | 45.7 | 47.6 |
| 12. | 46.6 | 87.9 | 94.5 | 153 | 331 | 134 | 78.3 | 57.3 | 55.8 | 47.3 | 51.0 | 47.5 | 44.7 | 47.2 |
| 13. | 48.2 | 108 | 91.3 | 148 | 356 | 133 | 76.2 | 57.1 | 56.3 | 48.2 | 48.4 | 46.3 | 45.6 | 50.8 |
| 14. | 48.9 | 136 | 88.9 | 152 | 369 | 133 | 73.3 | 56.1 | 52.7 | 45.3 | 47.9 | 44.9 | 48.8 | 62.2 |
| 15. | 47.6 | 154 | 86.3 | 167 | 387 | 131 | 71.6 | 55.1 | 54.6 | 43.4 | 45.8 | 45.2 | 45.5 | 64.2 |
| 16. | 46.5 | 148 | 83.6 | 169 | 405 | 128 | 69.9 | 54.3 | 55.1 | 44.6 | 45.3 | 43.3 | 43.6 | 65.9 |
| 17. | 46.9 | 128 | 82.5 | 164 | 418 | 126 | 68.9 | 53.5 | 54.7 | 42.1 | 47.7 | 47.3 | 42.8 | 71.0 |
| 18. | 47.2 | 116 | 83.5 | 159 | 415 | 122 | 68.0 | 52.8 | 52.4 | 50.4 | 50.0 | 42.2 | 42.6 | 73.1 |
| 19. | 47.4 | 108 | 87.3 | 154 | 415 | 118 | 68.3 | 51.1 | 50.5 | 50.9 | 49.2 | 42.2 | 45.1 | 70.8 |
| 20. | 48.1 | 101 | 89.2 | 158 | 414 | 120 | 70.0 | 49.5 | 49.3 | 52.6 | 44.5 | 42.2 | 46.7 | 69.4 |
| 21. | 51.1 | 94.3 | 91.6 | 169 | 420 | 124 | 69.2 | 49.7 | 48.7 | 66.9 | 45.3 | 42.2 | 44.6 | 62.9 |
| 22. | 49.4 | 88.9 | 95.7 | 174 | 419 | 120 | 74.6 | 49.3 | 47.3 | 64.4 | 43.1 | 39.8 | 45.0 | 58.9 |
| 23. | 48.8 | 84.7 | 111 | 168 | 400 | 113 | 74.2 | 53.6 | 47.7 | 57.3 | 43.2 | 39.8 | 45.2 | 56.6 |
| 24. | 49.5 | 83.9 | 117 | 164 | 377 | 110 | 73.0 | 53.4 | 51.6 | 54.7 | 43.4 | 39.8 | 46.0 | 54.5 |
| 25. | 51.1 | 84.2 | 108 | 164 | 351 | 118 | 71.8 | 53.1 | 52.9 | 49.9 | 42.8 | 40.1 | 48.0 | 53.7 |
| 26. | 52.7 | 91.4 | 98.5 | 180 | 328 | 118 | 70.9 | 49.9 | 50.0 | 48.7 | 42.6 | 41.1 | 45.1 | 53.5 |
| 27. | 54.4 | 106 | 93.1 | 208 | 309 | 108 | 72.5 | 51.1 | 53.7 | 45.9 | 46.9 | 42.3 | 43.6 | 53.2 |
| 28. | 55.1 | 138 | 92.7 | 218 | 288 | 105 | 71.0 | 50.1 | 55.0 | 44.8 | 50.5 | 46.4 | 44.3 | 52.8 |
| 29. | 52.5 | 149 | 93.7 | 213 | 260 | 101 | 66.3 | 48.3 | 63.4 | 45.1 | 53.7 | 48.3 | 47.0 | 53.5 |
| 30. | 54.6 | 135 | 115 | | 239 | 99.3 | 65.2 | 45.4 | 66.9 | 43.9 | 49.1 | 47.6 | 49.8 | 54.6 |
| 31. | | 121 | 167 | | 228 | | 66.3 | | 63.4 | 43.2 | | 47.3 | | 54.1 |

## Hauptwerte

| | 1999 Nov | 1999 Dez | 2000 Jan | Feb | Mrz | Apr | Mai | Jun | Jul | Aug | Sep | Okt | Nov | Dez |
|---|---|---|---|---|---|---|---|---|---|---|---|---|---|---|
| Tag | 6. | 1. | 17. | 13. | 2. | 30. | 30. | 30. | 3. | 17. | 26. | 22.+ | 2. | 6. |
| NQ | 44.4 | 52.5 | 82.5 | 148 | 201 | 99.3 | 65.2 | 45.4 | 45.3 | 42.1 | 42.6 | 39.8 | 42.5 | 46.9 |
| MQ | 49.0 | 99.1 | 102 | 177 | 315 | 138 | 78.8 | 56.2 | 55.1 | 51.6 | 48.4 | 44.0 | 45.7 | 55.4 |
| HQ | 56.7 | 157 | 188 | 221 | 420 | 222 | 110 | 74.8 | 81.9 | 71.6 | 59.4 | 49.3 | 53.3 | 74.3 |
| Tag | 28. | 15.+ | 31. | 2.+ | 17.+ | 1. | 2. | 7.+ | 7.+ | 21. | 9.+ | 17.+ | 13.+ | 18. |
| $h_N$ mm | 32 | 98 | 61 | 75 | 114 | 36 | 41 | 46 | 93 | 58 | 58 | 37 | 35 | 52 |
| $h_A$ mm | 9 | 18 | 19 | 30 | 57 | 24 | 14 | 10 | 10 | 9 | 9 | 8 | 8 | 10 |

| | 1940/1999 | | 1941/2000 60 Jahre | | | | | | | | | | | |
|---|---|---|---|---|---|---|---|---|---|---|---|---|---|---|
| Jahr | 1947 | 1959 | 1954 | 1954 | 1963 | 1960 | 1954 | 1959 | 1959 | 1959 | 1959 | 1959 | 1947 | 1959 |
| NQ | 29.0 | 31.6 | 43.3 | 36.8 | 51.5 | 41.2 | 37.0 | 29.0 | 25.6 | 27.6 | 22.3 | 23.5 | 29.0 | 31.6 |
| MNQ | 66.7 | 82.8 | 102 | 115 | 110 | 109 | 78.1 | 65.2 | 57.0 | 51.6 | 51.6 | 55.1 | 66.2 | 81.9 |
| MQ | 98.3 | 137 | 168 | 176 | 181 | 155 | 104 | 91.0 | 78.6 | 68.4 | 64.2 | 72.4 | 95.8 | 135 |
| MHQ | 157 | 220 | 279 | 285 | 314 | 226 | 154 | 143 | 119 | 102 | 91.0 | 110 | 152 | 217 |
| HQ | 758 | 565 | 902 | 1450 | 1050 | 760 | 430 | 460 | 482 | 242 | 222 | 418 | 758 | 565 |
| Jahr | 1998 | 1965 | 1987 | 1946 | 1981 | 1988 | 1961 | 1961 | 1956 | 1956 | 1957 | 1998 | 1998 | 1965 |

| | 1955/1999 | | 1956/2000 45 Jahre | | | | | | | | | | | |
|---|---|---|---|---|---|---|---|---|---|---|---|---|---|---|
| $Mh_N$ mm | 58 | 69 | 59 | 46 | 55 | 52 | 59 | 75 | 71 | 71 | 55 | 54 | 58 | 69 |
| $Mh_A$ mm | 17 | 25 | 31 | 30 | 33 | 27 | 19 | 16 | 14 | 12 | 11 | 13 | 17 | 25 |

| | Abflußjahr (*) 2000 Jahr | Datum | Winter | Sommer | Kalenderjahr 2000 Jahr | Datum |
|---|---|---|---|---|---|---|
| NQ m³/s | 39.8 | am 22.10.2000 | 44.4 | 39.8 | 39.8 | am 22.10.2000 |
| MQ m³/s | 101 | | 147 | 55.7 | 97.1 | |
| HQ m³/s | 420 | am 17.03.2000 bei W= 415 cm | 420 | 110 | 420 | am 17.03.2000 bei W= 415 cm |
| Nq l/(s km²) | 2.70 | | 3.01 | 2.70 | 2.70 | |
| Mq l/(s km²) | 6.86 | | 9.97 | 3.78 | 6.59 | |
| Hq l/(s km²) | 28.5 | | 28.5 | 7.47 | 28.5 | |
| $h_N$ mm | 749 | | 416 | 333 | 706 | |
| $h_A$ mm | 216 | | 157 | 60 | 208 | |
| | 1941/2000 (*) 60 Jahre | | | | 1941/2000 | |
| NQ m³/s | 22.3 | am 15.09.1959 | 29.0 | 22.3 | 22.3 | am 15.09.1959 |
| MNQ m³/s | 42.6 | | 60.3 | 45.0 | 44.6 | |
| MQ m³/s | 116 | | 153 | 79.8 | 116 | |
| MHQ m³/s | 442 | | 433 | 202 | 449 | |
| HQ m³/s | 1450 | am 11.02.1946 bei W= 451 cm | 1450 | 482 | 1450 | am 11.02.1946 bei W= 451 cm |
| $HQ_1$ m³/s | 324 | | 311 | 152 | 324 | |
| $HQ_5$ m³/s | 597 | | 589 | 292 | 597 | |
| MNq l/(s km²) | 2.89 | | 4.09 | 3.06 | 3.03 | |
| Mq l/(s km²) | 7.88 | | 10.4 | 5.42 | 7.88 | |
| MHq l/(s km²) | 30.0 | | 29.4 | 13.7 | 30.5 | |
| | 1956/2000 (*) 45 Jahre | | | | 1956/2000 | |
| $Mh_N$ mm | 726 | | 340 | 386 | 726 | |
| $Mh_A$ mm | 248 | | 163 | 86 | 249 | |

## Extremwerte

| | Niedrigwasser m³/s | l/(s km²) | Datum | Hochwasser m³/s | l/(s km²) | cm | Datum |
|---|---|---|---|---|---|---|---|
| 1 | 22.3 | 1.51 | 15.09.1959 | 1450 | 98.5 | 451 | 11.02.1946 |
| 2 | 25.0 | 1.70 | 20.09.1947 | 1050 | 71.3 | 434 | 15.03.1981 |
| 3 | 27.8 | 1.89 | 10.07.1954 | 902 | 61.2 | 420 | 04.01.1987 |
| 4 | 29.0 | 1.97 | 29.07.1960 | 835 | 56.7 | 436 | 31.01.1994 |
| 5 | 29.6 | 2.01 | 07.09.1991 | 768 | 52.1 | 409 | 26.02.1970 |
| 6 | 30.6 | 2.08 | 09.08.1990 | 760 | 51.6 | 431 | 01.04.1988 |
| 7 | 30.6 | 2.08 | 05.11.1949 | 758 | 51.5 | 439 | 06.11.1998 |
| 8 | 31.0 | 2.10 | 07.08.1996 | 757 | 51.4 | 434 | 26.03.1994 |
| 9 | 31.3 | 2.13 | 25.08.1989 | 750 | 50.9 | 420 | 07.03.1956 |
| 10 | 31.7 | 2.15 | 14.08.1995 | 700 | 47.5 | 434 | 18.03.1947 |

## Dauertabelle

| Unterschreitungsdauer in Tagen | Unterschrittene Abflüsse m³/s: Abflußjahr (*) 2000 | Kalenderjahr 2000 | 1941/2000 60 Kalenderjahre: Obere Hüllwerte | Mittlere Werte | Untere Hüllwerte |
|---|---|---|---|---|---|
| (365) | | | | | |
| 364 | 419 | 419 | 1000 | 536 | 154 |
| 363 | 418 | 418 | 1000 | 460 | 150 |
| 362 | 418 | 418 | 978 | 424 | 148 |
| 361 | 415 | 415 | 892 | 401 | 147 |
| 360 | 414 | 414 | 791 | 385 | 143 |
| 359 | 405 | 405 | 754 | 369 | 137 |
| 358 | 400 | 400 | 717 | 358 | 136 |
| 357 | 387 | 387 | 695 | 348 | 131 |
| 356 | 377 | 377 | 684 | 339 | 128 |
| 350 | 309 | 309 | 595 | 306 | 121 |
| 340 | 233 | 233 | 487 | 269 | 115 |
| 330 | 206 | 206 | 423 | 232 | 107 |
| 320 | 175 | 175 | 378 | 202 | 101 |
| 300 | 154 | 153 | 327 | 168 | 91.0 |
| 270 | 117 | 110 | 294 | 136 | 77.5 |
| 240 | 98.3 | 84.1 | 263 | 117 | 64.1 |
| 210 | 78.3 | 68.3 | 218 | 101 | 47.1 |
| 183 | 66.9 | 58.8 | 175 | 89.6 | 41.2 |
| 150 | 56.1 | 53.6 | 150 | 77.6 | 36.3 |
| 130 | 53.2 | 51.1 | 139 | 70.7 | 34.9 |
| 120 | 52.5 | 50.1 | 131 | 67.6 | 33.6 |
| 110 | 51.0 | 49.5 | 127 | 64.7 | 33.2 |
| 100 | 50.1 | 48.7 | 124 | 62.0 | 32.4 |
| 90 | 49.2 | 47.9 | 120 | 59.4 | 31.2 |
| 80 | 48.3 | 47.4 | 117 | 56.7 | 30.4 |
| 70 | 47.7 | 46.5 | 113 | 54.3 | 29.7 |
| 60 | 47.2 | 45.8 | 111 | 51.9 | 29.0 |
| 50 | 46.4 | 45.3 | 107 | 49.2 | 27.9 |
| 40 | 45.4 | 44.7 | 106 | 46.5 | 27.2 |
| 30 | 44.5 | 43.6 | 104 | 43.6 | 26.5 |
| 25 | 43.9 | 43.5 | 103 | 42.1 | 26.2 |
| 20 | 43.5 | 43.3 | 99.4 | 40.0 | 25.9 |
| 15 | 43.2 | 43.0 | 96.4 | 38.2 | 25.3 |
| 10 | 42.3 | 42.3 | 91.3 | 35.9 | 24.7 |
| 9 | 42.3 | 42.3 | 91.2 | 35.5 | 24.4 |
| 8 | 42.3 | 42.3 | 90.8 | 34.8 | 24.4 |
| 7 | 42.3 | 42.3 | 90.7 | 34.1 | 24.1 |
| 6 | 42.2 | 42.2 | 90.7 | 33.5 | 24.1 |
| 5 | 42.1 | 42.1 | 89.8 | 32.9 | 23.8 |
| 4 | 41.1 | 41.1 | 89.8 | 32.3 | 23.8 |
| 3 | 40.1 | 40.1 | 88.5 | 31.3 | 23.8 |
| 2 | 40.1 | 40.1 | 88.3 | 29.8 | 23.5 |
| 1 | 40.1 | 40.1 | 87.2 | 27.6 | 23.3 |
| 0 | 39.8 | 39.8 | 86.3 | 22.3 | 22.3 |

(*) Abflußjahr: 1.11. des Vorjahres bis 31.10.

HQ1, HQ5 : Jahresreihe 1941/2000
Extremwerte ab 1941
Wasserstände bis 1953 für Aller-Km 34.82
eisfrei

BfG Koblenz

$A_{Eo}$ : 31.2 $km^2$

PNP : NN + 417.49 m

Lage: 120.0 km oberhalb der Mündung links

Q

$m^3/s$

Pegel : Altenau O Nr. 4821103

Gewässer : Oker

Gebiet : Aller

## Tageswerte

| Tag | 1999 Nov | 1999 Dez | 2000 Jan | Feb | Mrz | Apr | Mai | Jun | Jul | Aug | Sep | Okt | Nov | Dez |
|---|---|---|---|---|---|---|---|---|---|---|---|---|---|---|
| 1. | 0.241 | 2.12 | 0.648 | 6.53 | 3.16 | 0.999 | 0.650 | 0.207 | 0.082 | 0.205 | 0.121 | 0.107 | 0.252 | 0.264 |
| 2. | 0.349 | 1.55 | 0.643 | 4.09 | 2.27 | 0.972 | 0.899 | 0.183 | 0.082 | 0.186 | 0.204 | 0.129 | 0.404 | 0.264 |
| 3. | 0.513 | 1.43 | 1.06 | 2.76 | 3.10 | 0.919 | 0.547 | 0.164 | 0.074 | 0.190 | 1.21 | 0.122 | 0.554 | 0.255 |
| 4. | 0.276 | 1.30 | 1.86 | 2.05 | 2.65 | 1.05 | 0.321 | 0.160 | 0.208 | 0.176 | 0.687 | 0.132 | 0.583 | 0.240 |
| 5. | 0.208 | 1.01 | 2.81 | 2.59 | 1.91 | 0.858 | 0.210 | 1.28 | 2.93 | 0.165 | 0.422 | 0.122 | 0.326 | 0.203 |
| 6. | 0.177 | 0.903 | 1.93 | 2.09 | 1.52 | 0.669 | 0.187 | 0.936 | 0.939 | 0.136 | 0.390 | 0.139 | 0.265 | 0.168 |
| 7. | 0.177 | 4.67 | 1.68 | 2.08 | 1.60 | 0.611 | 0.165 | 0.814 | 0.621 | 0.113 | 2.35 | 0.196 | 0.337 | 0.143 |
| 8. | 0.276 | 3.83 | 1.43 | 2.43 | 8.61 | 0.584 | 0.236 | 0.686 | 0.472 | 0.095 | 1.07 | 0.252 | 0.260 | 0.164 |
| 9. | 0.312 | 2.87 | 1.25 | 2.39 | 18.0 | 0.574 | 0.216 | 0.471 | 0.389 | 0.088 | 0.794 | 0.207 | 0.210 | 0.174 |
| 10. | 1.24 | 1.95 | 1.05 | 1.59 | 8.36 | 0.521 | 0.151 | 0.375 | 0.920 | 0.114 | 0.655 | 0.219 | 0.190 | 0.276 |
| 11. | 1.62 | 1.68 | 0.894 | 1.62 | 6.74 | 0.398 | 0.133 | 0.383 | 0.641 | 0.123 | 0.566 | 0.326 | 0.180 | 1.33 |
| 12. | 0.799 | 5.18 | 0.802 | 1.31 | 4.29 | 0.376 | 0.109 | 0.332 | 0.642 | 0.110 | 0.503 | 0.379 | 0.172 | 2.10 |
| 13. | 0.604 | 4.30 | 0.684 | 1.21 | 2.92 | 0.386 | 0.098 | 0.255 | 0.466 | 0.100 | 0.471 | 0.256 | 0.206 | 1.32 |
| 14. | 0.651 | 2.77 | 0.606 | 1.04 | 5.17 | 0.480 | 0.091 | 0.222 | 0.514 | 0.100 | 0.393 | 0.198 | 0.489 | 0.955 |
| 15. | 0.604 | 1.95 | 0.541 | 1.37 | 4.40 | 0.558 | 0.092 | 0.287 | 0.760 | 0.236 | 0.327 | 0.172 | 0.357 | 1.17 |
| 16. | 0.470 | 1.36 | 0.474 | 1.40 | 2.88 | 0.481 | 0.067 | 0.245 | 0.494 | 0.514 | 0.400 | 0.154 | 0.310 | 1.34 |
| 17. | 0.429 | 1.12 | 0.781 | 1.19 | 4.87 | 0.381 | 0.050 | 0.207 | 0.365 | 0.197 | 0.383 | 0.108 | 0.268 | 1.09 |
| 18. | 0.429 | 0.903 | 1.73 | 1.01 | 5.16 | 0.338 | 0.078 | 0.182 | 0.316 | 0.149 | 0.343 | 0.084 | 0.217 | 0.914 |
| 19. | 0.349 | 0.699 | 0.982 | 0.911 | 4.20 | 0.411 | 0.137 | 0.161 | 0.311 | 1.92 | 0.288 | 0.074 | 0.195 | 0.768 |
| 20. | 0.312 | 0.651 | 0.825 | 0.821 | 2.93 | 0.493 | 0.740 | 0.140 | 0.360 | 0.888 | 0.249 | 0.076 | 0.200 | 0.618 |
| 21. | 0.312 | 0.604 | 0.944 | 0.676 | 2.34 | 0.561 | 0.554 | 0.139 | 0.296 | 0.779 | 0.224 | 0.080 | 0.185 | 0.506 |
| 22. | 0.276 | 0.513 | 0.845 | 0.600 | 1.90 | 0.546 | 0.412 | 0.140 | 0.309 | 0.562 | 0.196 | 0.080 | 0.191 | 0.440 |
| 23. | 0.241 | 0.513 | 0.723 | 0.555 | 1.60 | 0.494 | 0.362 | 0.123 | 0.344 | 0.458 | 0.175 | 0.080 | 0.488 | 0.396 |
| 24. | 0.651 | 0.470 | 0.589 | 0.988 | 1.50 | 0.472 | 0.254 | 0.194 | 0.258 | 0.324 | 0.161 | 0.077 | 0.304 | 0.380 |
| 25. | 0.903 | 2.12 | 0.514 | 1.23 | 1.69 | 0.448 | 0.573 | 0.209 | 0.327 | 0.260 | 0.157 | 0.068 | 0.220 | 0.365 |
| 26. | 1.36 | 1.36 | 0.536 | 0.921 | 1.37 | 0.406 | 0.470 | 0.190 | 0.467 | 0.241 | 0.142 | 0.116 | 0.190 | 0.325 |
| 27. | 1.36 | 1.18 | 0.550 | 0.884 | 1.14 | 0.374 | 0.295 | 0.148 | 0.292 | 0.210 | 0.131 | 0.221 | 0.244 | 0.353 |
| 28. | 1.36 | 0.957 | 0.501 | 2.18 | 1.00 | 0.324 | 0.266 | 0.115 | 0.238 | 0.202 | 0.129 | 0.620 | 0.328 | 0.687 |
| 29. | 1.36 | 0.799 | 2.14 | 2.98 | 1.05 | 0.549 | 0.273 | 0.102 | 0.372 | 0.188 | 0.122 | 0.361 | 0.426 | 0.497 |
| 30. | 1.24 | 0.699 | 5.18 | | 1.22 | 0.982 | 0.308 | 0.086 | 0.329 | 0.165 | 0.115 | 0.215 | 0.323 | 0.397 |
| 31. | | 0.651 | 8.78 | | 1.04 | | 0.269 | | 0.240 | 0.122 | | 0.315 | | 0.362 |

## Hauptwerte

| | 1999 Nov | 1999 Dez | 2000 Jan | Feb | Mrz | Apr | Mai | Jun | Jul | Aug | Sep | Okt | Nov | Dez |
|---|---|---|---|---|---|---|---|---|---|---|---|---|---|---|
| Tag | 6.+ | 24. | 16. | 23. | 28. | 28. | 17. | 30. | 3. | 9. | 30. | 25. | 12. | 7. |
| NQ | 0.177 | 0.470 | 0.474 | 0.555 | 1.00 | 0.324 | 0.050 | 0.086 | 0.074 | 0.088 | 0.115 | 0.068 | 0.172 | 0.143 |
| MQ | 0.637 | 1.68 | 1.42 | 1.78 | 3.57 | 0.574 | 0.297 | 0.305 | 0.486 | 0.301 | 0.446 | 0.183 | 0.296 | 0.596 |
| HQ | 2.87 | 7.77 | 13.6 | 8.31 | 24.1 | 1.71 | 1.25 | 3.16 | 7.86 | 4.77 | 4.45 | 0.758 | 1.01 | 3.86 |
| Tag | 10. | 7. | 31. | 1. | 9. | 29. | 20. | 5. | 5. | 19. | 7. | 28. | 3. | 12. |
| $h_N$ mm | | | | | | | | | | | | | | |
| $h_A$ mm | 53 | 144 | 122 | 143 | 306 | 48 | 25 | 25 | 42 | 26 | 37 | 16 | 25 | 51 |

| | 1948/1999 | | 1949/2000 | | | | | | 52 Jahre | | | | | |
|---|---|---|---|---|---|---|---|---|---|---|---|---|---|---|
| Jahr | 1949 | 1978 | 1996 | 1996 | 1996 | 1952 | 1981 | 1981 | 1994 | 1976 | 1975 | 1949 | 1949 | 1978 |
| NQ | 0.010 | 0.017 | 0.015 | 0.014 | 0.063 | 0.080 | 0.008 | 0.009 | 0.013 | 0.010 | 0.004 | 0.010 | 0.010 | 0.017 |
| MNQ | 0.245 | 0.333 | 0.299 | 0.276 | 0.342 | 0.435 | 0.204 | 0.136 | 0.142 | 0.138 | 0.175 | 0.177 | 0.245 | 0.334 |
| MQ | 0.871 | 1.32 | 1.14 | 0.902 | 1.23 | 1.24 | 0.623 | 0.511 | 0.536 | 0.406 | 0.514 | 0.668 | 0.866 | 1.33 |
| MHQ | 5.61 | 9.08 | 6.95 | 4.22 | 6.93 | 5.31 | 3.26 | 6.06 | 4.90 | 5.27 | 3.62 | 4.97 | 5.53 | 9.14 |
| HQ | 27.7 | 26.0 | 26.7 | 13.0 | 24.1 | 42.2 | 18.6 | 65.2 | 18.1 | 59.9 | 12.2 | 47.5 | 27.7 | 26.0 |
| Jahr | 1990 | 1966 | 1995 | 1962 | 2000 | 1994 | 1961 | 1953 | 1997 | 1967 | 1968 | 1998 | 1990 | 1966 |
| $Mh_N$ mm | | | | | | | | | | | | | | |
| $Mh_A$ mm | 72 | 113 | 98 | 72 | 106 | 103 | 53 | 42 | 46 | 35 | 43 | 57 | 72 | 114 |

| | | Abflußjahr (*) 2000 Jahr | Datum | Winter | Sommer | Kalenderjahr 2000 Jahr | Datum |
|---|---|---|---|---|---|---|---|
| NQ | $m^3/s$ | 0.050 | am 17.05.2000 | 0.177 | 0.050 | 0.050 | am 17.05.2000 |
| MQ | $m^3/s$ | 0.973 | | 1.62 | 0.336 | 0.854 | |
| HQ | $m^3/s$ | 24.1 | am 09.03.2000 | 24.1 | 7.86 | 24.1 | am 09.03.2000 |
| Nq | $l/(skm^2)$ | 1.60 | | 5.67 | 1.60 | 1.60 | |
| Mq | $l/(skm^2)$ | 31.2 | | 51.9 | 10.8 | 27.4 | |
| Hq | $l/(skm^2)$ | 772 | | 772 | 252 | 772 | |
| $h_N$ | mm | | | | | | |
| $h_A$ | mm | 986 | | 816 | 171 | 866 | |

| | | 1949/2000 (*) 52 Jahre | | | | 1949/2000 | |
|---|---|---|---|---|---|---|---|
| NQ | $m^3/s$ | 0.004 | am 24.09.1975 | 0.010 | 0.004 | 0.004 | am 24.09.1975 |
| MNQ | $m^3/s$ | 0.060 | | 0.132 | 0.070 | 0.062 | |
| MQ | $m^3/s$ | 0.831 | | 1.12 | 0.543 | 0.831 | |
| MHQ | $m^3/s$ | 18.3 | | 14.4 | 12.7 | 18.5 | |
| HQ | $m^3/s$ | 65.2 | am 25.06.1953 | 42.2 | 65.2 | 65.2 | am 25.06.1953 |
| $HQ_1$ | $m^3/s$ | | | | | | |
| $HQ_5$ | $m^3/s$ | | | | | | |
| MNq | $l/(skm^2)$ | 1.92 | | 4.23 | 2.24 | 1.99 | |
| Mq | $l/(skm^2)$ | 26.6 | | 35.9 | 17.4 | 26.6 | |
| MHq | $l/(skm^2)$ | 587 | | 462 | 407 | 593 | |
| $Mh_N$ | mm | | | | | | |
| $Mh_A$ | mm | 842 | | 564 | 277 | 842 | |

## Extremwerte

| | Niedrigwasser $m^3/s$ | $l/(skm^2)$ | Datum | Hochwasser $m^3/s$ | $l/(skm^2)$ | cm | Datum |
|---|---|---|---|---|---|---|---|
| 1 | | | | 65.2 | 2090 | | 25.06.1953 |
| 2 | | | | 59.9 | 1920 | | 01.08.1967 |
| 3 | | | | 47.5 | 1520 | | 28.10.1998 |
| 4 | | | | 42.2 | 1350 | | 13.04.1994 |
| 5 | | | | 30.6 | 981 | | 19.06.1969 |
| 6 | | | | 27.7 | 888 | | 17.11.1990 |
| 7 | | | | 26.7 | 856 | | 30.01.1995 |
| 8 | | | | 26.0 | 833 | | 20.12.1966 |
| 9 | | | | 25.5 | 818 | | 26.12.1974 |
| 10 | | | | 25.2 | 807 | | 23.12.1967 |

## Dauertabelle

Unterschrittene Abflüsse $m^3/s$

| Unterschreitungsdauer in Tagen | Abfluß-jahr (*) 2000 | Kalenderjahr 2000 | 1949/2000 52 Kalenderjahre Obere Hüllwerte | Mittlere Werte | Untere Hüllwerte |
|---|---|---|---|---|---|
| (365) | 18.0 | 18.0 | | | |
| 364 | 8.78 | 8.78 | 24.6 | 9.00 | 3.14 |
| 363 | 8.61 | 8.61 | 17.0 | 6.96 | 1.88 |
| 362 | 8.36 | 8.36 | 17.0 | 6.11 | 1.64 |
| 361 | 6.74 | 6.74 | 17.0 | 5.54 | 1.52 |
| 360 | 6.53 | 6.53 | 12.5 | 5.11 | 1.42 |
| 359 | 6.53 | 5.18 | 11.2 | 4.78 | 1.32 |
| 358 | 6.53 | 5.17 | 9.04 | 4.42 | 1.23 |
| 357 | 5.17 | 5.16 | 8.73 | 4.23 | 1.23 |
| 356 | 5.16 | 4.87 | 7.24 | 4.03 | 1.23 |
| 350 | 4.20 | 3.10 | 6.34 | 3.25 | 0.960 |
| 340 | 2.87 | 2.43 | 4.81 | 2.44 | 0.720 |
| 330 | 2.27 | 2.05 | 3.83 | 1.98 | 0.640 |
| 320 | 1.93 | 1.62 | 3.28 | 1.68 | 0.570 |
| 300 | 1.40 | 1.17 | 2.40 | 1.27 | 0.380 |
| 270 | 1.04 | 0.858 | 1.63 | 0.904 | 0.230 |
| 240 | 0.794 | 0.600 | 1.34 | 0.701 | 0.160 |
| 210 | 0.600 | 0.489 | 1.04 | 0.541 | 0.120 |
| 183 | 0.501 | 0.389 | 0.933 | 0.441 | 0.120 |
| 150 | 0.375 | 0.323 | 0.770 | 0.331 | 0.090 |
| 130 | 0.316 | 0.265 | 0.667 | 0.281 | 0.090 |
| 120 | 0.292 | 0.254 | 0.667 | 0.263 | 0.090 |
| 110 | 0.258 | 0.224 | 0.618 | 0.241 | 0.070 |
| 100 | 0.240 | 0.215 | 0.570 | 0.224 | 0.060 |
| 90 | 0.215 | 0.202 | 0.524 | 0.203 | 0.060 |
| 80 | 0.202 | 0.191 | 0.478 | 0.189 | 0.050 |
| 70 | 0.186 | 0.176 | 0.477 | 0.164 | 0.050 |
| 60 | 0.172 | 0.165 | 0.391 | 0.151 | 0.050 |
| 50 | 0.142 | 0.142 | 0.378 | 0.131 | 0.050 |
| 40 | 0.131 | 0.131 | 0.378 | 0.121 | 0.030 |
| 30 | 0.116 | 0.116 | 0.378 | 0.101 | 0.030 |
| 25 | 0.109 | 0.109 | 0.378 | 0.091 | 0.030 |
| 20 | 0.102 | 0.102 | 0.310 | 0.078 | 0.025 |
| 15 | 0.088 | 0.088 | 0.286 | 0.071 | 0.025 |
| 10 | 0.082 | 0.082 | 0.286 | 0.052 | 0.019 |
| 9 | 0.082 | 0.082 | 0.286 | 0.051 | 0.019 |
| 8 | 0.082 | 0.082 | 0.286 | 0.048 | 0.010 |
| 7 | 0.078 | 0.078 | 0.286 | 0.041 | 0.010 |
| 6 | 0.077 | 0.077 | 0.286 | 0.041 | 0.010 |
| 5 | 0.076 | 0.076 | 0.286 | 0.041 | 0.010 |
| 4 | 0.076 | 0.076 | 0.286 | 0.037 | 0.010 |
| 3 | 0.076 | 0.076 | 0.286 | 0.031 | 0.010 |
| 2 | 0.068 | 0.068 | 0.286 | 0.024 | 0.010 |
| 1 | 0.067 | 0.067 | 0.286 | 0.018 | 0.010 |
| 0 | 0.050 | 0.050 | 0.168 | 0.004 | 0.004 |

(*) Abflußjahr: 1.11. des Vorjahres bis 31.10.
Repräsentativ für die Hydrologische Landschaft Oberharz
oberhalb der Okertalsperre

$A_{Eo}$ : 813 $km^2$

PNP : NN + 75.54 m

Lage: 73.1 km oberhalb der Mündung links

Q

$m^3/s$

Pegel : Ohrum Nr. 4825109

Gewässer : Oker

Gebiet : Aller

## Tageswerte

| Tag | 1999 Nov | 1999 Dez | 2000 Jan | Feb | Mrz | Apr | Mai | Jun | Jul | Aug | Sep | Okt | Nov | Dez |
|---|---|---|---|---|---|---|---|---|---|---|---|---|---|---|
| 1. | 2.31 | 3.09 | 4.73 | 9.81 | 10.0 | 13.5 | 7.10 | 3.60 | 3.30 | 2.24 | 2.54 | 1.81 | 2.46 | 2.23 |
| 2. | 2.41 | 3.54 | 4.49 | 9.49 | 9.28 | 12.7 | 6.53 | 3.16 | 2.84 | 2.35 | 2.62 | 1.67 | 2.40 | 2.08 |
| 3. | 2.46 | 3.42 | 4.43 | 8.69 | 10.3 | 12.3 | 6.06 | 3.40 | 2.45 | 2.87 | 2.70 | 1.77 | 2.48 | 2.08 |
| 4. | 2.40 | 3.93 | 5.07 | 7.73 | 11.5 | 12.1 | 6.45 | 3.16 | 3.11 | 2.35 | 3.54 | 1.91 | 2.62 | 2.21 |
| 5. | 2.72 | 3.49 | 6.16 | 6.82 | 9.02 | 11.0 | 5.25 | 4.42 | 6.67 | 2.33 | 3.03 | 1.32 | 2.26 | 2.59 |
| 6. | 2.61 | 3.25 | 5.93 | 7.25 | 8.71 | 9.99 | 4.67 | 6.20 | 4.95 | 1.95 | 3.01 | 1.75 | 1.85 | 2.70 |
| 7. | 2.24 | 3.77 | 5.52 | 7.23 | 9.08 | 9.57 | 4.19 | 4.12 | 3.58 | 1.80 | 4.32 | 1.85 | 2.50 | 2.48 |
| 8. | 2.45 | 6.23 | 5.29 | 6.95 | 10.6 | 9.23 | 4.91 | 4.12 | 3.37 | 1.99 | 5.16 | 2.07 | 2.40 | 2.33 |
| 9. | 2.13 | 4.88 | 4.83 | 7.47 | 21.1 | 8.42 | 5.19 | 3.70 | 2.88 | 2.19 | 3.27 | 1.97 | 1.97 | 2.10 |
| 10. | 2.19 | 4.21 | 4.30 | 6.16 | 31.8 | 8.11 | 4.32 | 3.58 | 2.69 | 2.12 | 2.81 | 1.75 | 2.01 | 2.14 |
| 11. | 4.16 | 3.75 | 4.45 | 6.47 | 30.3 | 8.86 | 4.13 | 3.82 | 3.05 | 2.31 | 2.52 | 1.88 | 2.14 | 2.76 |
| 12. | 3.19 | 6.55 | 4.46 | 5.95 | 28.9 | 8.62 | 3.70 | 3.76 | 2.92 | 2.62 | 2.87 | 2.07 | 2.14 | 2.96 |
| 13. | 2.74 | 10.1 | 4.47 | 8.14 | 25.4 | 8.47 | 3.95 | 3.44 | 2.72 | 2.22 | 2.78 | 1.70 | 2.09 | 2.70 |
| 14. | 2.58 | 6.93 | 4.55 | 8.03 | 26.0 | 8.04 | 3.76 | 3.44 | 2.76 | 1.95 | 2.61 | 1.92 | 2.13 | 2.75 |
| 15. | 2.64 | 6.18 | 4.38 | 6.67 | 33.3 | 7.90 | 3.44 | 3.68 | 3.18 | 2.44 | 2.59 | 1.88 | 2.17 | 2.44 |
| 16. | 2.64 | 4.90 | 4.17 | 6.65 | 29.8 | 7.02 | 3.51 | 3.80 | 2.87 | 2.73 | 2.78 | 1.66 | 2.21 | 3.26 |
| 17. | 2.34 | 4.46 | 4.08 | 6.99 | 29.8 | 6.79 | 3.75 | 3.30 | 2.54 | 2.99 | 2.45 | 1.58 | 2.20 | 2.76 |
| 18. | 2.45 | 4.55 | 4.57 | 6.80 | 39.6 | 7.12 | 4.24 | 2.94 | 2.72 | 2.86 | 2.29 | 1.60 | 2.06 | 2.29 |
| 19. | 2.40 | 3.97 | 6.47 | 6.78 | 43.6 | 8.19 | 3.75 | 2.60 | 2.64 | 4.33 | 2.45 | 1.66 | 1.97 | 2.20 |
| 20. | 2.51 | 3.65 | 4.72 | 6.69 | 42.8 | 8.15 | 4.38 | 2.76 | 2.67 | 4.16 | 2.48 | 1.77 | 2.01 | 2.16 |
| 21. | 2.46 | 3.41 | 4.62 | 6.41 | 37.1 | 6.82 | 4.45 | 2.81 | 2.64 | 3.14 | 2.36 | 1.84 | 2.28 | 2.13 |
| 22. | 2.42 | 3.42 | 4.46 | 6.31 | 27.8 | 6.24 | 3.87 | 3.10 | 2.47 | 3.42 | 2.15 | 1.70 | 2.28 | 2.00 |
| 23. | 2.64 | 3.76 | 4.36 | 5.88 | 24.3 | 6.21 | 4.30 | 2.93 | 2.60 | 2.92 | 2.19 | 1.60 | 2.22 | 2.06 |
| 24. | 3.23 | 3.83 | 4.22 | 6.04 | 21.6 | 6.08 | 3.93 | 3.09 | 2.18 | 2.70 | 1.89 | 1.71 | 2.22 | 1.89 |
| 25. | 2.94 | 6.67 | 3.53 | 7.13 | 19.1 | 5.54 | 4.52 | 3.03 | 2.30 | 2.77 | 1.75 | 1.65 | 2.16 | 1.99 |
| 26. | 3.12 | 7.96 | 5.36 | 9.26 | 15.5 | 5.67 | 4.89 | 2.63 | 2.48 | 2.91 | 2.54 | 1.67 | 2.11 | 1.95 |
| 27. | 3.69 | 8.63 | 3.98 | 8.37 | 14.4 | 5.55 | 4.22 | 2.74 | 2.45 | 2.58 | 2.28 | 1.74 | 2.07 | 1.96 |
| 28. | 3.38 | 7.44 | 3.90 | 8.27 | 13.7 | 5.43 | 3.73 | 3.19 | 2.19 | 2.47 | 2.21 | 1.89 | 2.15 | 2.49 |
| 29. | 2.85 | 5.89 | 5.81 | 9.61 | 15.8 | 5.15 | 3.35 | 3.13 | 2.71 | 2.54 | 1.72 | 1.83 | 2.24 | 2.50 |
| 30. | 3.21 | 5.49 | 8.00 | | 16.9 | 11.9 | 3.92 | 3.43 | 2.43 | 2.30 | 2.12 | 1.90 | 2.14 | 2.17 |
| 31. | | 5.10 | 9.53 | | 16.0 | | 4.06 | | 2.12 | 2.32 | | 2.43 | | 1.82 |

## Hauptwerte

| | 1999 Nov | 1999 Dez | 2000 Jan | Feb | Mrz | Apr | Mai | Jun | Jul | Aug | Sep | Okt | Nov | Dez |
|---|---|---|---|---|---|---|---|---|---|---|---|---|---|---|
| Tag | 9. | 1. | 25. | 23. | 6. | 29. | 29. | 19. | 31. | 7. | 29. | 5. | 6. | 31. |
| NQ | 2.13 | 3.09 | 3.53 | 5.88 | 8.71 | 5.15 | 3.35 | 2.60 | 2.12 | 1.80 | 1.72 | 1.32 | 1.85 | 1.82 |
| MQ | 2.72 | 5.05 | 4.99 | 7.38 | 22.0 | 8.36 | 4.47 | 3.44 | 2.92 | 2.61 | 2.67 | 1.79 | 2.20 | 2.33 |
| HQ | 8.48 | 13.3 | 10.3 | 10.9 | 44.8 | 17.6 | 8.48 | 9.88 | 10.7 | 8.35 | 6.62 | 3.37 | 3.08 | 3.62 |
| Tag | 27. | 13. | 31. | 26. | 20. | 30. | 1. | 5. | 5. | 19. | 7. | 4. | 7. | 16. |
| $h_N$ mm | 50 | 113 | 75 | 87 | 154 | 45 | 57 | 63 | 91 | 71 | 54 | 40 | 40 | 66 |
| $h_A$ mm | 9 | 17 | 16 | 23 | 72 | 27 | 15 | 11 | 10 | 9 | 9 | 6 | 7 | 8 |

| | 1925/1999 | | 1926/2000 | | | | | | 75 Jahre | | | | | |
|---|---|---|---|---|---|---|---|---|---|---|---|---|---|---|
| Jahr | 1949 | 1953 | 1954 | 1947 | 1947 | 1960 | 1954 | 1947 | 1953+ | 1947 | 1953 | 1949 | 1949 | 1953 |
| NQ | 0.510 | 0.670 | 0.370 | 0.610 | 0.570 | 1.51 | 0.980 | 0.610 | 0.580 | 0.570 | 0.600 | 0.410 | 0.510 | 0.670 |
| MNQ | 3.13 | 3.38 | 4.15 | 4.67 | 4.74 | 5.47 | 3.58 | 2.82 | 2.45 | 2.19 | 2.22 | 2.33 | 3.13 | 3.36 |
| MQ | 5.65 | 6.92 | 8.40 | 8.48 | 9.23 | 9.23 | 5.80 | 4.95 | 4.54 | 3.81 | 3.33 | 4.00 | 5.62 | 6.82 |
| MHQ | 15.0 | 18.7 | 21.7 | 19.2 | 22.5 | 18.6 | 13.5 | 15.1 | 12.7 | 10.7 | 7.60 | 10.2 | 14.9 | 18.0 |
| HQ | 90.0 | 77.6 | 109 | 146 | 137 | 105 | 75.0 | 88.2 | 75.9 | 49.3 | 22.4 | 49.8 | 90.0 | 77.6 |
| Jahr | 1939 | 1939 | 1932+ | 1946 | 1947 | 1994 | 1941 | 1958 | 1955 | 1945 | 1986 | 1941 | 1939 | 1939 |
| $Mh_N$ mm | 62 | 72 | 65 | 54 | 62 | 60 | 69 | 92 | 76 | 74 | 53 | 57 | 61 | 72 |
| $Mh_A$ mm | 18 | 23 | 28 | 26 | 30 | 29 | 19 | 16 | 15 | 13 | 11 | 13 | 18 | 22 |

| | Abflußjahr (*) 2000 Jahr | Datum | Winter | Sommer | Kalenderjahr 2000 Jahr | Datum |
|---|---|---|---|---|---|---|
| NQ $m^3/s$ | 1.32 | am 05.10.2000 | 2.13 | 1.32 | 1.32 | am 05.10.2000 |
| MQ $m^3/s$ | 5.71 | | 8.46 | 2.98 | 5.44 | |
| HQ $m^3/s$ | 44.8 | am 20.03.2000 bei W= 385 cm | 44.8 | 10.7 | 44.8 | am 20.03.2000 bei W= 385 cm |
| Nq $l/(s km^2)$ | 1.62 | | 2.62 | 1.62 | 1.62 | |
| Mq $l/(s km^2)$ | 7.02 | | 10.4 | 3.67 | 6.69 | |
| Hq $l/(s km^2)$ | 55.1 | | 55.1 | 13.2 | 55.1 | |
| $h_N$ mm | 900 | | 524 | 376 | 843 | |
| $h_A$ mm | 222 | | 164 | 58 | 212 | |
| | 1926/2000 (*) 75 Jahre | | | | 1926/2000 | |
| NQ $m^3/s$ | 0.370 | am 07.01.1954 | 0.370 | 0.410 | 0.370 | am 07.01.1954 |
| MNQ $m^3/s$ | 1.64 | | 2.40 | 1.75 | 1.69 | |
| MQ $m^3/s$ | 6.18 | | 7.98 | 4.41 | 6.17 | |
| MHQ $m^3/s$ | 44.4 | | 40.9 | 24.3 | 45.4 | |
| HQ $m^3/s$ | 146 | am 09.02.1946 bei W= 442 cm | 146 | 88.2 | 146 | am 09.02.1946 bei W= 442 cm |
| $HQ_1$ $m^3/s$ | | | | | | |
| $HQ_5$ $m^3/s$ | | | | | | |
| MNq $l/(s km^2)$ | 2.02 | | 2.95 | 2.15 | 2.08 | |
| Mq $l/(s km^2)$ | 7.60 | | 9.82 | 5.42 | 7.59 | |
| MHq $l/(s km^2)$ | 54.6 | | 50.3 | 29.9 | 55.8 | |
| $Mh_N$ mm | 794 | | 373 | 420 | 794 | |
| $Mh_A$ mm | 240 | | 154 | 86 | 240 | |

## Extremwerte

| | Niedrigwasser $m^3/s$ | $l/(s km^2)$ | Datum | Hochwasser $m^3/s$ | $l/(s km^2)$ | cm | Datum |
|---|---|---|---|---|---|---|---|
| 1 | 0.370 | 0.455 | 07.01.1954 | 146 | 180 | 442 | 09.02.1946 |
| 2 | 0.410 | 0.504 | 21.10.1949 | 137 | 169 | 439 | 16.03.1947 |
| 3 | 0.570 | 0.701 | 05.08.1947 | 109 | 134 | 431 | 14.01.1948 |
| 4 | 0.570 | 0.701 | 02.03.1947 | 109 | 134 | 444 | 05.01.1932 |
| 5 | 0.580 | 0.713 | 19.07.1959 | 105 | 129 | 430 | 15.04.1994 |
| 6 | 0.650 | 0.800 | 08.01.1947 | 90.0 | 111 | 430 | 28.11.1939 |
| 7 | 0.730 | 0.898 | 20.02.1954 | 88.2 | 108 | 432 | 29.06.1958 |
| 8 | 0.790 | 0.972 | 15.10.1951 | 85.6 | 105 | 428 | 15.01.1938 |
| 9 | 0.830 | 1.02 | 07.09.1964 | 76.1 | 93.6 | 411 | 13.03.1981 |
| 10 | 0.850 | 1.05 | 26.06.1954 | 75.9 | 93.4 | 426 | 08.07.1955 |

## Dauertabelle

Unterschrittene Abflüsse $m^3/s$

| Unterschreitungsdauer in Tagen | Abflußjahr (*) 2000 | Kalenderjahr 2000 | 1926/2000 75 Kalenderjahre Obere Hüllwerte | Mittlere Werte | Untere Hüllwerte |
|---|---|---|---|---|---|
| (365) | 43.6 | 43.6 | | | |
| 364 | 42.8 | 42.8 | 96.7 | 42.8 | 6.30 |
| 363 | 39.6 | 39.6 | 88.2 | 36.2 | 5.92 |
| 362 | 37.1 | 37.1 | 79.5 | 32.0 | 5.80 |
| 361 | 33.3 | 33.3 | 74.0 | 29.1 | 5.52 |
| 360 | 31.8 | 31.8 | 72.9 | 27.0 | 5.42 |
| 359 | 30.3 | 30.3 | 69.5 | 25.3 | 5.40 |
| 358 | 30.3 | 30.3 | 60.5 | 24.0 | 5.20 |
| 357 | 30.3 | 30.3 | 56.4 | 22.7 | 5.15 |
| 356 | 28.9 | 28.9 | 49.8 | 21.6 | 5.13 |
| 350 | 21.1 | 21.1 | 38.3 | 18.1 | 4.58 |
| 340 | 12.3 | 12.3 | 33.0 | 14.9 | 4.10 |
| 330 | 9.81 | 9.61 | 29.4 | 12.8 | 3.87 |
| 320 | 8.86 | 8.71 | 25.8 | 11.2 | 3.66 |
| 300 | 7.44 | 7.12 | 18.6 | 9.05 | 3.36 |
| 270 | 6.20 | 5.88 | 14.8 | 7.14 | 3.08 |
| 240 | 4.88 | 4.46 | 12.8 | 5.87 | 1.87 |
| 210 | 4.21 | 3.80 | 10.5 | 4.92 | 1.51 |
| 183 | 3.76 | 3.18 | 9.42 | 4.28 | 1.34 |
| 150 | 3.21 | 2.77 | 8.31 | 3.68 | 1.11 |
| 130 | 2.93 | 2.61 | 7.23 | 3.36 | 1.02 |
| 120 | 2.84 | 2.52 | 7.05 | 3.22 | 0.930 |
| 110 | 2.73 | 2.46 | 6.55 | 3.06 | 0.930 |
| 100 | 2.67 | 2.36 | 6.23 | 2.91 | 0.930 |
| 90 | 2.59 | 2.30 | 6.05 | 2.76 | 0.930 |
| 80 | 2.51 | 2.23 | 5.83 | 2.61 | 0.900 |
| 70 | 2.46 | 2.18 | 5.71 | 2.44 | 0.870 |
| 60 | 2.36 | 2.14 | 5.48 | 2.31 | 0.870 |
| 50 | 2.28 | 2.08 | 5.33 | 2.15 | 0.820 |
| 40 | 2.13 | 1.99 | 5.07 | 1.98 | 0.790 |
| 30 | 1.92 | 1.90 | 5.00 | 1.80 | 0.680 |
| 25 | 1.89 | 1.88 | 4.92 | 1.69 | 0.650 |
| 20 | 1.81 | 1.81 | 4.79 | 1.57 | 0.630 |
| 15 | 1.77 | 1.77 | 4.77 | 1.42 | 0.600 |
| 10 | 1.71 | 1.71 | 4.54 | 1.21 | 0.580 |
| 9 | 1.71 | 1.71 | 4.51 | 1.18 | 0.580 |
| 8 | 1.70 | 1.70 | 4.41 | 1.12 | 0.560 |
| 7 | 1.70 | 1.70 | 4.34 | 1.10 | 0.560 |
| 6 | 1.67 | 1.67 | 4.31 | 1.02 | 0.560 |
| 5 | 1.67 | 1.67 | 4.31 | 0.956 | 0.560 |
| 4 | 1.65 | 1.65 | 4.31 | 0.910 | 0.510 |
| 3 | 1.65 | 1.65 | 4.19 | 0.860 | 0.510 |
| 2 | 1.65 | 1.65 | 4.14 | 0.820 | 0.490 |
| 1 | 1.58 | 1.58 | 4.13 | 0.720 | 0.430 |
| 0 | 1.32 | 1.32 | 4.04 | 0.370 | 0.370 |

(*) Abflußjahr: 1.11. des Vorjahres bis 31.10.

der Pegel repräsentiert nicht den Wasserhaushalt des Gebietes

Einflüsse:Eckertalsperre seit 1942 Okertalsperre seit 1956

Berechnung der Gebietsniederschläge und Abflußhöhen für die Reihe 1951 bis 2000

NLÖ Hildesheim

$A_{Eo}$ : 1734 $km^2$

PNP : NN + 55.99 m

Lage: 29.5 km oberhalb der Mündung rechts

Q $m^3/s$

Pegel : Gr.Schwülper Nr. 4829102

Gewässer : Oker

Gebiet : Aller

## Tageswerte

| Tag | 1999 Nov | 1999 Dez | 2000 Jan | Feb | Mrz | Apr | Mai | Jun | Jul | Aug | Sep | Okt | Nov | Dez |
|---|---|---|---|---|---|---|---|---|---|---|---|---|---|---|
| 1. | 3.58 | 3.83 | 6.68 | 17.4 | 16.8 | 23.4 | 14.0 | 5.76 | 4.16 | 4.13 | 3.26 | 3.76 | 3.48 | 3.60 |
| 2. | 2.82 | 4.01 | 6.14 | 16.2 | 17.1 | 21.5 | 12.3 | 5.26 | 4.31 | 5.43 | 3.89 | 3.96 | 4.41 | 4.00 |
| 3. | 3.38 | 4.67 | 5.74 | 14.8 | 16.9 | 19.4 | 9.54 | 5.03 | 4.78 | 5.53 | 4.61 | 3.27 | 4.08 | 3.70 |
| 4. | 2.27 | 4.91 | 6.15 | 13.7 | 19.8 | 18.7 | 8.95 | 5.25 | 4.75 | 4.49 | 5.13 | 3.57 | 4.66 | 3.50 |
| 5. | 3.01 | 4.80 | 7.98 | 12.5 | 18.3 | 18.5 | 8.37 | 5.14 | 6.04 | 3.87 | 5.69 | 3.97 | 4.66 | 3.29 |
| 6. | 3.29 | 4.33 | 7.98 | 11.7 | 15.3 | 16.8 | 7.79 | 8.13 | 10.4 | 3.95 | 4.44 | 3.28 | 4.09 | 3.59 |
| 7. | 2.83 | 4.69 | 7.28 | 10.5 | 14.9 | 15.7 | 8.88 | 8.26 | 6.24 | 2.74 | 6.55 | 3.48 | 4.20 | 3.59 |
| 8. | 2.93 | 7.38 | 6.87 | 10.2 | 16.1 | 14.4 | 7.07 | 6.62 | 5.45 | 3.46 | 7.71 | 4.43 | 4.44 | 3.79 |
| 9. | 2.74 | 8.68 | 6.59 | 10.7 | 23.4 | 14.4 | 7.72 | 5.95 | 4.93 | 3.43 | 6.04 | 4.56 | 4.44 | 3.59 |
| 10. | 2.75 | 5.87 | 6.19 | 10.7 | 37.2 | 13.4 | 7.83 | 5.30 | 5.13 | 3.58 | 4.75 | 4.09 | 3.41 | 3.48 |
| 11. | 3.12 | 5.07 | 5.66 | 9.49 | 46.6 | 13.1 | 7.81 | 5.63 | 5.10 | 3.46 | 3.84 | 3.80 | 3.31 | 3.78 |
| 12. | 4.42 | 5.75 | 5.53 | 9.50 | 52.4 | 13.5 | 6.83 | 6.48 | 4.58 | 3.14 | 3.98 | 3.21 | 3.32 | 4.53 |
| 13. | 3.32 | 9.59 | 5.40 | 9.51 | 48.5 | 13.2 | 5.56 | 5.56 | 4.91 | 3.39 | 4.11 | 4.00 | 3.72 | 4.53 |
| 14. | 3.51 | 11.5 | 5.41 | 12.6 | 44.1 | 12.9 | 5.93 | 4.93 | 5.11 | 2.89 | 3.80 | 3.31 | 3.52 | 4.07 |
| 15. | 3.14 | 9.15 | 5.28 | 12.3 | 46.9 | 12.4 | 5.81 | 5.50 | 4.38 | 2.76 | 3.73 | 3.52 | 3.73 | 4.88 |
| 16. | 3.24 | 7.29 | 5.17 | 11.7 | 50.3 | 12.2 | 5.43 | 5.46 | 4.80 | 3.10 | 4.06 | 4.11 | 3.83 | 5.62 |
| 17. | 3.34 | 5.78 | 5.18 | 11.2 | 47.7 | 11.3 | 6.55 | 5.30 | 4.65 | 4.49 | 4.67 | 3.72 | 3.73 | 5.76 |
| 18. | 2.97 | 5.51 | 5.99 | 10.2 | 47.7 | 10.6 | 6.55 | 4.90 | 4.07 | 4.51 | 3.59 | 3.23 | 4.47 | 4.76 |
| 19. | 3.76 | 5.52 | 7.38 | 10.4 | 52.7 | 11.8 | 6.68 | 6.09 | 4.14 | 7.15 | 3.80 | 3.33 | 3.83 | 4.16 |
| 20. | 3.35 | 5.12 | 6.82 | 15.2 | 52.6 | 14.3 | 6.54 | 4.62 | 3.90 | 10.9 | 3.91 | 3.53 | 4.94 | 3.86 |
| 21. | 3.07 | 4.77 | 7.12 | 15.1 | 52.6 | 12.5 | 6.67 | 4.38 | 3.67 | 7.05 | 3.81 | 3.64 | 3.52 | 3.66 |
| 22. | 3.36 | 4.31 | 8.26 | 12.6 | 49.1 | 12.2 | 7.62 | 3.93 | 4.59 | 4.86 | 4.01 | 3.54 | 3.92 | 3.58 |
| 23. | 3.46 | 4.79 | 7.70 | 13.5 | 43.9 | 10.4 | 6.80 | 5.22 | 7.02 | 5.15 | 3.92 | 3.54 | 4.02 | 3.70 |
| 24. | 3.67 | 3.77 | 6.72 | 12.9 | 37.5 | 11.1 | 6.53 | 3.87 | 4.52 | 4.40 | 3.92 | 3.35 | 3.32 | 3.72 |
| 25. | 4.13 | 4.80 | 5.79 | 16.2 | 33.0 | 10.2 | 6.52 | 4.25 | 4.61 | 3.62 | 3.53 | 3.45 | 3.42 | 3.73 |
| 26. | 4.02 | 7.92 | 5.16 | 21.5 | 30.8 | 9.57 | 7.88 | 5.00 | 5.69 | 3.52 | 3.74 | 3.36 | 3.81 | 3.95 |
| 27. | 4.03 | 13.1 | 5.41 | 18.9 | 25.7 | 9.12 | 6.39 | 4.08 | 4.54 | 3.66 | 4.27 | 3.86 | 4.69 | 3.87 |
| 28. | 4.26 | 11.7 | 5.30 | 16.0 | 23.1 | 8.96 | 5.89 | 3.19 | 4.86 | 3.47 | 4.27 | 4.40 | 3.51 | 4.09 |
| 29. | 3.92 | 9.54 | 6.51 | 15.9 | 23.4 | 8.65 | 5.52 | 3.86 | 6.94 | 3.39 | 4.16 | 3.96 | 4.01 | 4.31 |
| 30. | 3.55 | 7.94 | 9.65 | | 24.4 | 10.2 | 5.64 | 3.18 | 6.35 | 3.83 | 3.46 | 3.37 | 4.00 | 4.33 |
| 31. | | 7.38 | 13.5 | | 24.6 | | 6.01 | | 4.98 | 3.53 | | 3.27 | | 4.25 |

## Hauptwerte

| | 1999 Nov | 1999 Dez | 2000 Jan | Feb | Mrz | Apr | Mai | Jun | Jul | Aug | Sep | Okt | Nov | Dez |
|---|---|---|---|---|---|---|---|---|---|---|---|---|---|---|
| Tag | 4. | 24. | 26. | 11. | 7. | 29. | 16. | 30. | 21. | 7. | 1. | 12. | 11. | 5. |
| NQ | 2.27 | 3.77 | 5.16 | 9.49 | 14.9 | 8.65 | 5.43 | 3.18 | 3.67 | 2.74 | 3.26 | 3.21 | 3.31 | 3.29 |
| MQ | 3.37 | 6.56 | 6.66 | 13.2 | 34.0 | 13.5 | 7.34 | 5.20 | 5.15 | 4.29 | 4.36 | 3.67 | 3.95 | 4.04 |
| HQ | 5.83 | 14.0 | 16.2 | 22.4 | 53.7 | 24.3 | 15.1 | 10.1 | 12.1 | 12.0 | 8.28 | 6.29 | 8.61 | 6.16 |
| Tag | 1. | 27. | 31. | 26. | 19. | 1. | 1. | 6. | 6. | 20. | 8. | 28. | 20. | 17. |
| $h_N$ mm | 33 | 85 | 60 | 72 | 120 | 37 | 43 | 50 | 92 | 64 | 45 | 35 | 36 | 52 |
| $h_A$ mm | 5 | 10 | 10 | 19 | 53 | 20 | 11 | 8 | 8 | 7 | 7 | 6 | 6 | 6 |

| | 1925/1999 | | 1926/2000 | | | | | | 75 Jahre | | | | | |
|---|---|---|---|---|---|---|---|---|---|---|---|---|---|---|
| Jahr | 1949 | 1933 | 1933 | 1949 | 1930 | 1933 | 1948 | 1948 | 1989 | 1947 | 1947 | 1959 | 1949 | 1933 |
| NQ | 1.91 | 2.35 | 2.58 | 1.91 | 3.31 | 2.70 | 2.18 | 1.96 | 2.05 | 1.66 | 1.66 | 1.51 | 1.91 | 2.35 |
| MNQ | 5.70 | 6.44 | 7.78 | 8.97 | 9.10 | 9.91 | 6.55 | 5.43 | 4.73 | 4.37 | 4.40 | 4.42 | 5.69 | 6.45 |
| MQ | 10.1 | 12.6 | 16.2 | 16.8 | 18.4 | 16.6 | 10.4 | 9.12 | 8.46 | 7.09 | 6.08 | 7.08 | 10.1 | 12.5 |
| MHQ | 23.7 | 30.8 | 38.8 | 35.9 | 43.0 | 31.1 | 20.9 | 22.1 | 18.6 | 16.0 | 11.5 | 15.9 | 23.7 | 29.0 |
| HQ | 183 | 144 | 161 | 217 | 173 | 154 | 81.8 | 127 | 131 | 80.8 | 31.4 | 106 | 183 | 122 |
| Jahr | 1926 | 1925 | 1926 | 1946 | 1947 | 1994 | 1961 | 1981 | 1956 | 1926 | 1927 | 1926 | 1926 | 1939 |
| $Mh_N$ mm | 56 | 64 | 56 | 46 | 55 | 53 | 63 | 82 | 73 | 72 | 51 | 52 | 55 | 64 |
| $Mh_A$ mm | 15 | 19 | 25 | 24 | 28 | 25 | 16 | 14 | 13 | 11 | 9 | 11 | 15 | 19 |

| | Abflußjahr (*) 2000 Jahr | Datum | Winter | Sommer | Kalenderjahr 2000 Jahr | Datum |
|---|---|---|---|---|---|---|
| NQ $m^3/s$ | 2.27 | am 04.11.1999 | 2.27 | 2.74 | 2.74 | am 07.08.2000 |
| MQ $m^3/s$ | 8.94 | | 12.9 | 5.00 | 8.78 | |
| HQ $m^3/s$ | 53.7 | am 19.03.2000 bei W= 470 cm | 53.7 | 15.1 | 53.7 | am 19.03.2000 bei W= 470 cm |
| Nq $l/(s km^2)$ | 1.31 | | 1.31 | 1.58 | 1.58 | |
| Mq $l/(s km^2)$ | 5.16 | | 7.44 | 2.88 | 5.06 | |
| Hq $l/(s km^2)$ | 31.0 | | 31.0 | 8.71 | 31.0 | |
| $h_N$ mm | 736 | | 407 | 329 | 706 | |
| $h_A$ mm | 163 | | 117 | 46 | 160 | |
| | 1926/2000 (*) 75 Jahre | | | | 1926/2000 | |
| NQ $m^3/s$ | 1.51 | am 12.10.1959 | 1.91 | 1.51 | 1.51 | am 12.10.1959 |
| MNQ $m^3/s$ | 3.37 | | 4.58 | 3.62 | 3.50 | |
| MQ $m^3/s$ | 11.6 | | 15.1 | 8.04 | 11.5 | |
| MHQ $m^3/s$ | 73.2 | | 70.7 | 34.5 | 74.9 | |
| HQ $m^3/s$ | 217 | am 11.02.1946 bei W= 568 cm | 217 | 131 | 217 | am 11.02.1946 bei W= 568 cm |
| $HQ_1$ $m^3/s$ | | | | | | |
| $HQ_5$ $m^3/s$ | | | | | | |
| MNq $l/(s km^2)$ | 1.94 | | 2.64 | 2.09 | 2.02 | |
| Mq $l/(s km^2)$ | 6.69 | | 8.71 | 4.64 | 6.63 | |
| MHq $l/(s km^2)$ | 42.2 | | 40.8 | 19.9 | 43.2 | |
| $Mh_N$ mm | 723 | | 330 | 392 | 722 | |
| $Mh_A$ mm | 212 | | 137 | 74 | 210 | |

## Extremwerte

| | Niedrigwasser $m^3/s$ | $l/(s km^2)$ | Datum | Hochwasser $m^3/s$ | $l/(s km^2)$ | cm | Datum |
|---|---|---|---|---|---|---|---|
| 1 | 1.51 | 0.871 | 12.10.1959 | 217 | 125 | 568 | 11.02.1946 |
| 2 | 1.66 | 0.957 | 31.08.1947 | 183 | 106 | 541 | 02.11.1926 |
| 3 | 1.85 | 1.07 | 08.09.1964 | 173 | 99.8 | 541 | 16.03.1947 |
| 4 | 1.91 | 1.10 | 07.11.1949 | 161 | 92.8 | 532 | 01.01.1926 |
| 5 | 1.91 | 1.10 | 20.02.1949 | 156 | 90.0 | 520 | 14.03.1981 |
| 6 | 1.96 | 1.13 | 18.06.1948 | 154 | 88.8 | 534 | 15.04.1994 |
| 7 | 1.96 | 1.13 | 17.09.1944 | 138 | 79.6 | 515 | 15.01.1948 |
| 8 | 2.05 | 1.18 | 19.07.1989 | 136 | 78.4 | 519 | 06.01.1932 |
| 9 | 2.06 | 1.19 | 02.09.1933 | 131 | 75.5 | 537 | 18.07.1956 |
| 10 | 2.07 | 1.19 | 06.08.1943 | 128 | 73.8 | 507 | 19.03.1957 |

## Dauertabelle

| Unterschreitungsdauer in Tagen | Unterschrittene Abflüsse $m^3/s$: Abfluß-jahr (*) 2000 | Kalender jahr 2000 | 1926/2000 75 Kalenderjahre: Obere Hüllwerte | Mittlere Werte | Untere Hüllwerte |
|---|---|---|---|---|---|
| (365) | 52.7 | 52.7 | | | |
| 364 | 52.7 | 52.7 | 209 | 81.5 | 11.5 |
| 363 | 52.7 | 52.7 | 201 | 68.8 | 10.6 |
| 362 | 52.4 | 52.4 | 153 | 60.4 | 10.4 |
| 361 | 50.3 | 50.3 | 124 | 55.3 | 10.3 |
| 360 | 49.1 | 49.1 | 123 | 51.9 | 9.80 |
| 359 | 48.5 | 48.5 | 104 | 48.7 | 9.75 |
| 358 | 48.5 | 48.5 | 97.2 | 47.1 | 9.65 |
| 357 | 48.5 | 48.5 | 92.5 | 45.0 | 9.60 |
| 356 | 46.9 | 46.9 | 87.6 | 42.7 | 9.25 |
| 350 | 33.0 | 33.0 | 75.1 | 35.4 | 8.65 |
| 340 | 23.1 | 23.1 | 60.4 | 28.3 | 7.90 |
| 330 | 16.9 | 16.9 | 55.2 | 24.1 | 7.66 |
| 320 | 15.1 | 15.1 | 49.8 | 20.9 | 7.00 |
| 300 | 12.6 | 12.4 | 45.3 | 16.8 | 6.03 |
| 270 | 9.57 | 8.96 | 35.0 | 13.2 | 5.12 |
| 240 | 7.29 | 6.72 | 28.1 | 10.8 | 4.26 |
| 210 | 6.15 | 5.79 | 21.5 | 8.98 | 3.81 |
| 183 | 5.53 | 5.25 | 17.8 | 7.74 | 3.62 |
| 150 | 4.93 | 4.62 | 15.0 | 6.64 | 3.35 |
| 130 | 4.59 | 4.40 | 14.0 | 6.05 | 3.04 |
| 120 | 4.42 | 4.20 | 13.5 | 5.79 | 2.92 |
| 110 | 4.26 | 4.09 | 13.0 | 5.53 | 2.69 |
| 100 | 4.08 | 4.01 | 12.3 | 5.28 | 2.50 |
| 90 | 3.97 | 3.93 | 12.1 | 5.04 | 2.40 |
| 80 | 3.89 | 3.84 | 11.7 | 4.80 | 2.29 |
| 70 | 3.81 | 3.78 | 11.4 | 4.55 | 2.24 |
| 60 | 3.64 | 3.72 | 11.2 | 4.31 | 2.18 |
| 50 | 3.54 | 3.60 | 10.8 | 4.08 | 2.13 |
| 40 | 3.47 | 3.53 | 10.5 | 3.83 | 2.07 |
| 30 | 3.36 | 3.47 | 10.0 | 3.57 | 1.96 |
| 25 | 3.29 | 3.42 | 9.76 | 3.44 | 1.93 |
| 20 | 3.24 | 3.36 | 9.51 | 3.28 | 1.91 |
| 15 | 3.18 | 3.32 | 9.36 | 3.11 | 1.88 |
| 10 | 3.01 | 3.28 | 9.08 | 2.90 | 1.77 |
| 9 | 2.97 | 3.26 | 9.07 | 2.84 | 1.72 |
| 8 | 2.93 | 3.23 | 9.07 | 2.77 | 1.72 |
| 7 | 2.89 | 3.21 | 9.07 | 2.69 | 1.72 |
| 6 | 2.83 | 3.19 | 8.98 | 2.60 | 1.72 |
| 5 | 2.82 | 3.18 | 8.85 | 2.52 | 1.72 |
| 4 | 2.76 | 3.14 | 8.79 | 2.42 | 1.67 |
| 3 | 2.75 | 3.10 | 8.59 | 2.33 | 1.67 |
| 2 | 2.75 | 2.89 | 8.58 | 2.19 | 1.67 |
| 1 | 2.75 | 2.76 | 8.55 | 2.00 | 1.56 |
| 0 | 2.27 | 2.74 | 7.70 | 1.51 | 1.51 |

(*) Abflußjahr: 1.11. des Vorjahres bis 31.10.
der Pegel repräsentiert nicht den Wasserhaushalt des Gebietes
Einflüsse:Eckertalsperre seit 1942 Okertalsperre seit 1956

Berechnung der Gebietsniederschläge und Abflußhöhen für die Reihe 1951 bis 2000

NLÖ Hildesheim

$A_{Eo}$ : 18.3 $km^2$

PNP : NN + 407.27 m

Lage: 14.0 km oberhalb der Mündung links

Q $m^3/s$

Pegel : Harzburg Nr. 4821122

Gewässer : Radau ges.

Gebiet : Aller

## Tageswerte

| Tag | 1999 Nov | 1999 Dez | 2000 Jan | Feb | Mrz | Apr | Mai | Jun | Jul | Aug | Sep | Okt | Nov | Dez |
|---|---|---|---|---|---|---|---|---|---|---|---|---|---|---|
| 1. | 0.132 | 0.425 | 0.307 | 1.58 | 1.37 | 0.698 | 0.456 | 0.139 | 0.106 | 0.119 | 0.092 | 0.102 | 0.115 | 0.092 |
| 2. | 0.136 | 0.407 | 0.330 | 1.15 | 0.855 | 0.621 | 0.360 | 0.131 | 0.107 | 0.123 | 0.102 | 0.105 | 0.141 | 0.088 |
| 3. | 0.151 | 0.339 | 0.506 | 0.944 | 1.47 | 0.549 | 0.272 | 0.130 | 0.109 | 0.123 | 0.314 | 0.101 | 0.155 | 0.087 |
| 4. | 0.123 | 0.371 | 0.644 | 0.819 | 1.06 | 0.567 | 0.225 | 0.126 | 0.147 | 0.114 | 0.221 | 0.099 | 0.161 | 0.086 |
| 5. | 0.112 | 0.298 | 0.841 | 0.974 | 0.755 | 0.492 | 0.202 | 0.384 | 0.778 | 0.107 | 0.148 | 0.100 | 0.121 | 0.087 |
| 6. | 0.103 | 0.272 | 0.516 | 0.802 | 0.669 | 0.423 | 0.189 | 0.334 | 0.295 | 0.098 | 0.125 | 0.111 | 0.112 | 0.086 |
| 7. | 0.103 | 0.741 | 0.511 | 0.752 | 0.765 | 0.390 | 0.178 | 0.247 | 0.204 | 0.097 | 0.863 | 0.141 | 0.121 | 0.088 |
| 8. | 0.117 | 0.689 | 0.482 | 0.838 | 2.43 | 0.376 | 0.273 | 0.220 | 0.166 | 0.099 | 0.367 | 0.139 | 0.120 | 0.091 |
| 9. | 0.122 | 0.487 | 0.448 | 0.894 | 5.43 | 0.360 | 0.215 | 0.165 | 0.146 | 0.102 | 0.210 | 0.119 | 0.106 | 0.090 |
| 10. | 0.406 | 0.430 | 0.394 | 0.655 | 2.91 | 0.345 | 0.182 | 0.133 | 0.201 | 0.103 | 0.163 | 0.122 | 0.101 | 0.096 |
| 11. | 0.581 | 0.378 | 0.311 | 0.692 | 2.66 | 0.330 | 0.168 | 0.145 | 0.176 | 0.103 | 0.148 | 0.128 | 0.102 | 0.319 |
| 12. | 0.249 | 1.34 | 0.288 | 0.539 | 1.87 | 0.322 | 0.156 | 0.148 | 0.160 | 0.099 | 0.138 | 0.145 | 0.102 | 0.294 |
| 13. | 0.174 | 1.05 | 0.262 | 0.502 | 1.47 | 0.310 | 0.149 | 0.136 | 0.141 | 0.093 | 0.126 | 0.122 | 0.108 | 0.226 |
| 14. | 0.168 | 0.691 | 0.262 | 0.455 | 2.23 | 0.305 | 0.142 | 0.127 | 0.164 | 0.089 | 0.120 | 0.109 | 0.137 | 0.171 |
| 15. | 0.168 | 0.581 | 0.245 | 0.631 | 1.98 | 0.305 | 0.140 | 0.151 | 0.243 | 0.110 | 0.116 | 0.109 | 0.127 | 0.200 |
| 16. | 0.133 | 0.486 | 0.221 | 0.615 | 1.38 | 0.287 | 0.134 | 0.141 | 0.175 | 0.138 | 0.120 | 0.108 | 0.122 | 0.284 |
| 17. | 0.133 | 0.446 | 0.311 | 0.494 | 3.11 | 0.258 | 0.158 | 0.129 | 0.147 | 0.111 | 0.116 | 0.101 | 0.113 | 0.177 |
| 18. | 0.116 | 0.415 | 0.933 | 0.434 | 3.07 | 0.239 | 0.151 | 0.121 | 0.141 | 0.107 | 0.120 | 0.099 | 0.106 | 0.144 |
| 19. | 0.111 | 0.378 | 0.503 | 0.410 | 2.38 | 0.258 | 0.159 | 0.119 | 0.140 | 0.533 | 0.119 | 0.103 | 0.100 | 0.131 |
| 20. | 0.144 | 0.348 | 0.387 | 0.383 | 1.64 | 0.252 | 0.426 | 0.109 | 0.134 | 0.340 | 0.113 | 0.108 | 0.101 | 0.123 |
| 21. | 0.111 | 0.275 | 0.298 | 0.347 | 1.34 | 0.221 | 0.314 | 0.107 | 0.131 | 0.286 | 0.111 | 0.107 | 0.094 | 0.112 |
| 22. | 0.111 | 0.254 | 0.364 | 0.325 | 1.13 | 0.198 | 0.234 | 0.108 | 0.134 | 0.195 | 0.110 | 0.109 | 0.104 | 0.109 |
| 23. | 0.122 | 0.230 | 0.313 | 0.311 | 0.950 | 0.188 | 0.207 | 0.108 | 0.133 | 0.150 | 0.108 | 0.119 | 0.168 | 0.101 |
| 24. | 0.305 | 0.225 | 0.307 | 0.466 | 0.852 | 0.183 | 0.170 | 0.123 | 0.127 | 0.134 | 0.105 | 0.117 | 0.125 | 0.100 |
| 25. | 0.384 | 1.31 | 0.307 | 0.569 | 0.794 | 0.175 | 0.276 | 0.125 | 0.129 | 0.123 | 0.106 | 0.115 | 0.110 | 0.101 |
| 26. | 0.491 | 0.678 | 0.286 | 0.412 | 0.709 | 0.166 | 0.234 | 0.124 | 0.162 | 0.111 | 0.105 | 0.127 | 0.108 | 0.099 |
| 27. | 0.458 | 0.477 | 0.266 | 0.394 | 0.636 | 0.157 | 0.181 | 0.118 | 0.135 | 0.109 | 0.104 | 0.127 | 0.111 | 0.108 |
| 28. | 0.425 | 0.416 | 0.248 | 1.06 | 0.595 | 0.154 | 0.164 | 0.115 | 0.129 | 0.105 | 0.104 | 0.152 | 0.110 | 0.222 |
| 29. | 0.419 | 0.385 | 0.557 | 1.18 | 0.912 | 0.896 | 0.163 | 0.109 | 0.161 | 0.097 | 0.103 | 0.140 | 0.106 | 0.177 |
| 30. | 0.341 | 0.359 | 1.56 | | 1.22 | 1.13 | 0.163 | 0.110 | 0.150 | 0.094 | 0.102 | 0.131 | 0.098 | 0.125 |
| 31. | | 0.307 | 2.05 | | 0.819 | | 0.151 | | 0.127 | 0.088 | | 0.137 | | 0.112 |

## Hauptwerte

| | 1999 Nov | 1999 Dez | 2000 Jan | Feb | Mrz | Apr | Mai | Jun | Jul | Aug | Sep | Okt | Nov | Dez |
|---|---|---|---|---|---|---|---|---|---|---|---|---|---|---|
| Tag | 6.+ | 24. | 16. | 23. | 28. | 28. | 16. | 21. | 1. | 31. | 1. | 4.+ | 21. | 4.+ |
| NQ | 0.103 | 0.225 | 0.221 | 0.311 | 0.595 | 0.154 | 0.134 | 0.107 | 0.106 | 0.088 | 0.092 | 0.099 | 0.094 | 0.086 |
| MQ | 0.222 | 0.500 | 0.492 | 0.677 | 1.60 | 0.372 | 0.213 | 0.149 | 0.174 | 0.139 | 0.163 | 0.118 | 0.117 | 0.140 |
| HQ | 0.978 | 2.81 | 3.59 | 2.26 | 7.72 | 3.81 | 0.728 | 0.855 | 1.92 | 1.28 | 2.15 | 0.215 | 0.231 | 0.396 |
| Tag | 11. | 25. | 31. | 28. | 9. | 29. | 20. | 5. | 5. | 19. | 7. | 7. | 3. | 11. |
| $h_N$ mm | 79 | 168 | 108 | 121 | 209 | 69 | 74 | 66 | 117 | 82 | 68 | 51 | 46 | 86 |
| $h_A$ mm | 31 | 73 | 72 | 93 | 234 | 53 | 31 | 21 | 25 | 20 | 23 | 17 | 17 | 20 |

| | 1940/1999 | | 1941/2000 60 Jahre | | | | | | | | | | | |
|---|---|---|---|---|---|---|---|---|---|---|---|---|---|---|
| Jahr | 1947 | 1959 | 1945+ | 1945 | 1985 | 1946 | 1946 | 1989 | 1989 | 1949 | 1949+ | 1949 | 1947 | 1959 |
| NQ | 0.050 | 0.050 | 0.070 | 0.070 | 0.063 | 0.050 | 0.050 | 0.042 | 0.041 | 0.030 | 0.030 | 0.030 | 0.050 | 0.050 |
| MNQ | 0.184 | 0.219 | 0.218 | 0.237 | 0.249 | 0.316 | 0.197 | 0.156 | 0.138 | 0.121 | 0.122 | 0.135 | 0.181 | 0.219 |
| MQ | 0.427 | 0.570 | 0.555 | 0.522 | 0.604 | 0.670 | 0.371 | 0.325 | 0.293 | 0.244 | 0.224 | 0.298 | 0.408 | 0.569 |
| MHQ | 2.00 | 2.87 | 2.68 | 1.91 | 2.62 | 2.27 | 1.55 | 2.65 | 1.87 | 1.60 | 1.33 | 1.56 | 1.93 | 2.87 |
| HQ | 11.7 | 11.3 | 16.2 | 15.6 | 9.29 | 19.2 | 7.66 | 30.4 | 12.1 | 10.7 | 9.98 | 15.3 | 11.7 | 11.3 |
| Jahr | 1990 | 1974 | 1948 | 1946 | 1957 | 1994 | 1981 | 1981 | 1953 | 1981 | 1984 | 1998 | 1990 | 1974 |
| $Mh_N$ mm | 75 | 86 | 76 | 60 | 75 | 71 | 84 | 101 | 86 | 84 | 61 | 69 | 73 | 87 |
| $Mh_A$ mm | 60 | 83 | 81 | 71 | 88 | 95 | 54 | 46 | 43 | 36 | 32 | 44 | 58 | 83 |

| | Abflußjahr (*) 2000 Jahr | Datum | Winter | Sommer | Kalenderjahr 2000 Jahr | Datum |
|---|---|---|---|---|---|---|
| NQ $m^3/s$ | 0.088 | am 31.08.2000 | 0.103 | 0.088 | 0.086 | am 04.12.2000 |
| MQ $m^3/s$ | 0.402 | | 0.646 | 0.159 | 0.362 | |
| HQ $m^3/s$ | 7.72 | am 09.03.2000 | 7.72 | 2.15 | 7.72 | am 09.03.2000 |
| Nq $l/(s km^2)$ | 4.81 | | 5.63 | 4.81 | 4.70 | |
| Mq $l/(s km^2)$ | 22.0 | | 35.3 | 8.69 | 19.8 | |
| Hq $l/(s km^2)$ | 422 | | 422 | 117 | 422 | |
| $h_N$ mm | 1212 | | 754 | 458 | 1097 | |
| $h_A$ mm | 695 | | 555 | 138 | 626 | |
| | 1941/2000 (*) 60 Jahre | | | | 1941/2000 | |
| NQ $m^3/s$ | 0.030 | am 07.08.1949 | 0.050 | 0.030 | 0.030 | am 07.08.1949 |
| MNQ $m^3/s$ | 0.086 | | 0.126 | 0.092 | 0.087 | |
| MQ $m^3/s$ | 0.425 | | 0.559 | 0.293 | 0.423 | |
| MHQ $m^3/s$ | 7.15 | | 5.25 | 4.91 | 7.10 | |
| HQ $m^3/s$ | 30.4 | am 04.06.1981 bei W= 125 cm | 19.2 | 30.4 | 30.4 | am 04.06.1981 bei W= 125 cm |
| $HQ_1$ $m^3/s$ | | | | | | |
| $HQ_5$ $m^3/s$ | | | | | | |
| MNq $l/(s km^2)$ | 4.70 | | 6.89 | 5.03 | 4.75 | |
| Mq $l/(s km^2)$ | 23.2 | | 30.5 | 16.0 | 23.1 | |
| MHq $l/(s km^2)$ | 391 | | 287 | 268 | 388 | |
| $Mh_N$ mm | 927 | | 441 | 485 | 926 | |
| $Mh_A$ mm | 734 | | 480 | 255 | 731 | |

## Extremwerte

| | Niedrigwasser $m^3/s$ | $l/(s km^2)$ | Datum | Hochwasser $m^3/s$ | $l/(s km^2)$ | cm | Datum |
|---|---|---|---|---|---|---|---|
| 1 | | | | 30.4 | 1660 | | 04.06.1981 |
| 2 | | | | 19.2 | 1050 | | 13.04.1994 |
| 3 | | | | 16.8 | 918 | | 28.06.1958 |
| 4 | | | | 16.2 | 885 | | 13.01.1948 |
| 5 | | | | 15.6 | 852 | | 03.02.1946 |
| 6 | | | | 15.3 | 836 | | 28.10.1998 |
| 7 | | | | 12.4 | 678 | | 10.06.1955 |
| 8 | | | | 12.1 | 661 | | 03.07.1953 |
| 9 | | | | 11.7 | 639 | | 17.11.1990 |
| 10 | | | | 11.3 | 617 | | 26.12.1974 |

## Dauertabelle

Unterschrittene Abflüsse $m^3/s$

| Unterschreitungsdauer in Tagen | Abfluß-jahr (*) 2000 | Kalenderjahr 2000 | 1941/2000 60 Kalenderjahre Obere Hüllwerte | Mittlere Werte | Untere Hüllwerte |
|---|---|---|---|---|---|
| (365) | 5.43 | 5.43 | | | |
| 364 | 3.11 | 3.11 | 10.6 | 3.52 | 1.13 |
| 363 | 3.07 | 3.07 | 6.71 | 2.83 | 0.846 |
| 362 | 2.91 | 2.91 | 6.30 | 2.45 | 0.841 |
| 361 | 2.66 | 2.66 | 6.30 | 2.21 | 0.798 |
| 360 | 2.43 | 2.43 | 6.30 | 2.03 | 0.750 |
| 359 | 2.38 | 2.38 | 4.09 | 1.92 | 0.720 |
| 358 | 2.23 | 2.23 | 3.71 | 1.81 | 0.670 |
| 357 | 2.05 | 2.05 | 3.19 | 1.73 | 0.670 |
| 356 | 1.98 | 1.98 | 3.09 | 1.66 | 0.670 |
| 350 | 1.56 | 1.56 | 2.36 | 1.34 | 0.570 |
| 340 | 1.15 | 1.13 | 1.78 | 1.07 | 0.380 |
| 330 | 0.894 | 0.852 | 1.55 | 0.901 | 0.340 |
| 320 | 0.778 | 0.752 | 1.29 | 0.788 | 0.320 |
| 300 | 0.595 | 0.506 | 1.03 | 0.631 | 0.260 |
| 270 | 0.423 | 0.334 | 0.870 | 0.491 | 0.190 |
| 240 | 0.339 | 0.266 | 0.710 | 0.394 | 0.160 |
| 210 | 0.273 | 0.182 | 0.620 | 0.321 | 0.110 |
| 183 | 0.204 | 0.156 | 0.530 | 0.271 | 0.110 |
| 150 | 0.156 | 0.138 | 0.450 | 0.226 | 0.100 |
| 130 | 0.142 | 0.128 | 0.400 | 0.201 | 0.090 |
| 120 | 0.139 | 0.124 | 0.370 | 0.191 | 0.090 |
| 110 | 0.134 | 0.122 | 0.340 | 0.180 | 0.090 |
| 100 | 0.130 | 0.120 | 0.320 | 0.171 | 0.080 |
| 90 | 0.126 | 0.114 | 0.300 | 0.161 | 0.070 |
| 80 | 0.123 | 0.111 | 0.290 | 0.150 | 0.070 |
| 70 | 0.118 | 0.110 | 0.280 | 0.141 | 0.070 |
| 60 | 0.112 | 0.108 | 0.260 | 0.131 | 0.070 |
| 50 | 0.111 | 0.106 | 0.250 | 0.118 | 0.050 |
| 40 | 0.109 | 0.104 | 0.250 | 0.109 | 0.050 |
| 30 | 0.106 | 0.102 | 0.230 | 0.097 | 0.050 |
| 25 | 0.105 | 0.101 | 0.230 | 0.091 | 0.050 |
| 20 | 0.104 | 0.100 | 0.220 | 0.087 | 0.050 |
| 15 | 0.103 | 0.096 | 0.210 | 0.079 | 0.050 |
| 10 | 0.100 | 0.093 | 0.210 | 0.071 | 0.048 |
| 9 | 0.100 | 0.091 | 0.210 | 0.071 | 0.047 |
| 8 | 0.100 | 0.090 | 0.210 | 0.070 | 0.047 |
| 7 | 0.098 | 0.089 | 0.210 | 0.067 | 0.047 |
| 6 | 0.098 | 0.089 | 0.210 | 0.061 | 0.045 |
| 5 | 0.098 | 0.089 | 0.210 | 0.058 | 0.045 |
| 4 | 0.094 | 0.089 | 0.210 | 0.051 | 0.044 |
| 3 | 0.093 | 0.088 | 0.210 | 0.051 | 0.040 |
| 2 | 0.092 | 0.088 | 0.210 | 0.051 | 0.040 |
| 1 | 0.089 | 0.087 | 0.190 | 0.041 | 0.040 |
| 0 | 0.088 | 0.086 | 0.180 | 0.030 | 0.030 |

(*) Abflußjahr: 1.11. des Vorjahres bis 31.10.
Repräsentativ für die Hydrologische Landschaft Oberharz

Berechnung der Gebietsniederschläge und Abflußhöhen für die Reihe 1951 bis 2000

NLÖ Hildesheim

$A_{Eo}$ : 160 km²
PNP :NN + 97.76 m
Lage: 11.3 km oberhalb Mündung links

# Q
m³/s

Pegel : Bühne-Hoppenstedt Nr. 444210
Gewässer : Ilse
Gebiet : Aller

## Tageswerte

| Tag | 1999 Nov | 1999 Dez | 2000 Jan | Feb | Mrz | Apr | Mai | Jun | Jul | Aug | Sep | Okt | Nov | Dez |
|---|---|---|---|---|---|---|---|---|---|---|---|---|---|---|
| 1. | 0.376 | 0.635 | 0.799 | 3.92 | 3.24 | 3.11 | 1.63 | 0.585 | 0.340 | 0.376 | 0.292 | 0.292 | 0.340 | 0.270 |
| 2. | 0.340 | 0.799 | 0.799 | 2.63 | 2.63 | 2.75 | 1.37 | 0.538 | 0.340 | 0.376 | 0.292 | 0.340 | 0.413 | 0.270 |
| 3. | 0.413 | 0.635 | 0.799 | 2.04 | 3.11 | 2.63 | 1.20 | 0.538 | 0.340 | 0.452 | 0.376 | 0.315 | 0.376 | 0.270 |
| 4. | 0.494 | 0.687 | 0.989 | 1.63 | 3.37 | 2.50 | 1.13 | 0.538 | 0.452 | 0.413 | 0.494 | 0.315 | 0.413 | 0.270 |
| 5. | 0.413 | 0.538 | 1.20 | 1.54 | 2.38 | 2.38 | 0.989 | 0.923 | 1.20 | 0.340 | 0.413 | 0.315 | 0.413 | 0.270 |
| 6. | 0.376 | 0.585 | 0.923 | 1.93 | 2.04 | 2.15 | 0.989 | 1.06 | 0.585 | 0.315 | 0.376 | 0.315 | 0.413 | 0.270 |
| 7. | 0.376 | 0.741 | 0.859 | 1.83 | 1.93 | 1.93 | 0.989 | 0.859 | 0.494 | 0.340 | 0.741 | 0.315 | 0.494 | 0.270 |
| 8. | 0.315 | 1.54 | 0.799 | 1.93 | 3.11 | 1.83 | 1.28 | 0.741 | 0.452 | 0.340 | 0.799 | 0.340 | 0.452 | 0.270 |
| 9. | 0.315 | 0.859 | 0.799 | 2.38 | 9.98 | 1.73 | 1.13 | 0.635 | 0.452 | 0.340 | 0.452 | 0.315 | 0.340 | 0.270 |
| 10. | 0.538 | 0.989 | 0.741 | 1.73 | 8.52 | 1.73 | 0.989 | 0.538 | 0.494 | 0.340 | 0.376 | 0.292 | 0.340 | 0.270 |
| 11. | 1.54 | 0.741 | 0.687 | 1.45 | 6.86 | 1.73 | 0.923 | 0.494 | 0.494 | 0.340 | 0.340 | 0.292 | 0.376 | 0.315 |
| 12. | 0.538 | 4.21 | 0.687 | 1.45 | 6.55 | 1.54 | 0.923 | 0.741 | 0.494 | 0.315 | 0.340 | 0.292 | 0.315 | 0.413 |
| 13. | 0.413 | 3.92 | 0.799 | 2.15 | 4.84 | 1.54 | 0.799 | 0.635 | 0.452 | 0.292 | 0.315 | 0.292 | 0.315 | 0.494 |
| 14. | 0.340 | 1.63 | 0.635 | 1.73 | 4.84 | 1.37 | 0.799 | 0.494 | 0.452 | 0.292 | 0.315 | 0.292 | 0.413 | 0.413 |
| 15. | 0.494 | 1.13 | 0.585 | 1.45 | 7.67 | 1.37 | 0.923 | 0.585 | 0.538 | 0.315 | 0.315 | 0.270 | 0.413 | 0.376 |
| 16. | 0.376 | 0.799 | 0.585 | 1.45 | 5.38 | 1.37 | 0.923 | 0.635 | 0.538 | 0.413 | 0.340 | 0.292 | 0.376 | 0.413 |
| 17. | 0.413 | 0.799 | 0.687 | 1.37 | 7.50 | 1.28 | 0.859 | 0.538 | 0.538 | 0.376 | 0.315 | 0.248 | 0.376 | 0.413 |
| 18. | 0.376 | 0.799 | 1.28 | 1.37 | 10.8 | 1.20 | 0.923 | 0.494 | 0.538 | 0.315 | 0.315 | 0.248 | 0.340 | 0.413 |
| 19. | 0.376 | 0.741 | 1.13 | 1.28 | 9.98 | 1.73 | 0.859 | 0.452 | 0.494 | 0.687 | 0.292 | 0.248 | 0.292 | 0.340 |
| 20. | 0.376 | 0.687 | 0.741 | 1.28 | 6.86 | 2.15 | 0.989 | 0.413 | 0.413 | 0.585 | 0.292 | 0.270 | 0.315 | 0.340 |
| 21. | 0.340 | 0.635 | 0.859 | 1.20 | 5.38 | 1.83 | 1.06 | 0.413 | 0.376 | 0.494 | 0.292 | 0.248 | 0.315 | 0.315 |
| 22. | 0.413 | 0.538 | 0.923 | 1.20 | 4.37 | 1.73 | 0.989 | 0.376 | 0.413 | 0.452 | 0.292 | 0.270 | 0.315 | 0.315 |
| 23. | 0.452 | 0.635 | 0.799 | 1.13 | 4.06 | 1.83 | 0.859 | 0.376 | 0.413 | 0.413 | 0.292 | 0.270 | 0.315 | 0.340 |
| 24. | 0.741 | 0.585 | 0.799 | 1.06 | 3.50 | 1.73 | 0.799 | 0.452 | 0.413 | 0.376 | 0.270 | 0.248 | 0.340 | 0.340 |
| 25. | 0.687 | 1.93 | 1.06 | 1.83 | 3.64 | 1.45 | 0.799 | 0.413 | 0.340 | 0.315 | 0.292 | 0.270 | 0.315 | 0.340 |
| 26. | 0.799 | 2.63 | 1.06 | 1.83 | 3.37 | 1.28 | 0.799 | 0.376 | 0.340 | 0.315 | 0.270 | 0.248 | 0.315 | 0.315 |
| 27. | 0.741 | 2.04 | 0.687 | 1.73 | 2.86 | 1.20 | 0.799 | 0.376 | 0.376 | 0.270 | 0.248 | 0.248 | 0.292 | 0.315 |
| 28. | 0.585 | 1.28 | 0.687 | 1.93 | 2.75 | 1.20 | 0.687 | 0.376 | 0.413 | 0.340 | 0.248 | 0.292 | 0.315 | 0.413 |
| 29. | 0.635 | 1.06 | 0.799 | 2.86 | 3.64 | 1.20 | 0.635 | 0.376 | 0.452 | 0.315 | 0.248 | 0.292 | 0.340 | 0.452 |
| 30. | 0.635 | 0.859 | 5.10 | | 4.84 | 3.11 | 0.635 | 0.376 | 0.452 | 0.248 | 0.228 | 0.270 | 0.315 | 0.494 |
| 31. | | 0.799 | 4.06 | | 3.92 | | 0.585 | | 0.376 | 0.248 | | 0.315 | | 0.376 |
| Tag | 8.+ | 5.+ | 15.+ | 24. | 7. | 18.+ | 31. | 22.+ | 1.+ | 30.+ | 30. | 17.+ | 19.+ | 1.+ |
| NQ | 0.315 | 0.538 | 0.585 | 1.06 | 1.93 | 1.20 | 0.585 | 0.376 | 0.340 | 0.248 | 0.228 | 0.248 | 0.292 | 0.270 |
| MQ | 0.507 | 1.18 | 1.08 | 1.77 | 4.96 | 1.82 | 0.944 | 0.544 | 0.466 | 0.366 | 0.349 | 0.286 | 0.356 | 0.343 |
| HQ | 2.63 | 9.24 | 7.50 | 5.52 | 16.0 | 5.80 | 2.15 | 2.15 | 1.83 | 1.45 | 2.15 | 0.376 | 0.494 | 0.494 |
| Tag | 11. | 12. | 30. | 1. | 9. | 30. | 1. | 5. | 5. | 19. | 7. | 2. | 7. | 13.+ |
| $h_N$ mm | | | | | | | | | | | | | | |
| $h_A$ mm | 8 | 20 | 18 | 28 | 83 | 29 | 16 | 9 | 8 | 6 | 6 | 5 | 6 | 6 |
| | 1929/1999 | | 1930/2000 | | | | | | 65 Jahre | | | | | |
| Jahr | 1949 | 1932 + | 1934 | 1930 | 1933 | 1933 | 1933 + | 1933 + | 1954 | 1968 | 1968 | 1934 | 1949 | 1932 + |
| NQ | 0.050 | 0.100 | 0.070 | 0.080 | 0.120 | 0.130 | 0.090 | 0.080 | 0.030 | 0.060 | 0.050 | 0.060 | 0.050 | 0.100 |
| MNQ | 0.554 | 0.619 | 0.751 | 0.872 | 0.932 | 1.15 | 0.785 | 0.582 | 0.432 | 0.348 | 0.362 | 0.395 | 0.558 | 0.616 |
| MQ | 0.984 | 1.22 | 1.50 | 1.52 | 1.74 | 1.94 | 1.38 | 1.08 | 0.792 | 0.632 | 0.578 | 0.714 | 0.986 | 1.19 |
| MHQ | 3.92 | 4.62 | 5.29 | 4.59 | 5.56 | 5.07 | 4.30 | 4.93 | 3.39 | 2.12 | 2.44 | 3.10 | 3.95 | 4.36 |
| HQ | 24.3 | 28.9 | 23.6 | 29.6 | 28.4 | 34.0 | 29.4 | 31.0 | 28.5 | 12.1 | 19.4 | 30.2 | 24.3 | 28.9 |
| Jahr | 1939 | 1993 | 1938 | 1940 | 1942 | 1994 | 1941 | 1958 | 1997 | 1937 | 1984 | 1998 | 1939 | 1993 |
| | 1929/1999 | | 1930/2000 | | | | | | 65 Jahre | | | | | |
| $Mh_N$ mm | | | | | | | | | | | | | | |
| $Mh_A$ mm | 16 | 20 | 25 | 24 | 29 | 31 | 23 | 17 | 13 | 10 | 9 | 12 | 16 | 20 |

## Hauptwerte

| | Abflußjahr (*) 2000 Jahr | Datum | Winter | Sommer | Kalenderjahr 2000 Jahr | Datum |
|---|---|---|---|---|---|---|
| NQ m³/s | 0.228 | am 30.09.2000 | 0.315 | 0.228 | 0.228 | am 30.09.2000 |
| MQ m³/s | 1.19 | | 1.90 | 0.493 | 1.11 | |
| HQ m³/s | 16.0 | am 09.03.2000 bei W= 134 cm | 16.0 | 2.15 | 16.0 | am 09.03.2000 bei W= 134 cm |
| Nq l/(s km²) | 1.42 | | 1.97 | 1.42 | 1.42 | |
| Mq l/(s km²) | 7.44 | | 11.8 | 3.08 | 6.92 | |
| Hq l/(s km²) | 100 | | 100 | 13.4 | 100 | |
| $h_N$ mm | | | | | | |
| $h_A$ mm | 234 | | 189 | 48 | 235 | |
| | 1930/2000 (*) 68 Jahre | | | | 1930/2000 | |
| NQ m³/s | 0.030 | am 03.07.1954 | 0.050 | 0.030 | 0.030 | am 03.07.1954 |
| MNQ m³/s | 0.260 | | 0.442 | 0.282 | 0.257 | |
| MQ m³/s | 1.19 | | 1.52 | 0.870 | 1.17 | |
| MHQ m³/s | 13.9 | | 11.0 | 8.97 | 13.9 | |
| HQ m³/s | 34.0 | am 13.04.1994 bei W= 195 cm | 34.0 | 31.0 | 34.0 | am 13.04.1994 bei W= 195 cm |
| $HQ_1$ m³/s | | | | | | |
| $HQ_5$ m³/s | | | | | | |
| MNq l/(s km²) | 1.62 | | 2.76 | 1.76 | 1.61 | |
| Mq l/(s km²) | 7.46 | | 9.51 | 5.44 | 7.31 | |
| MHq l/(s km²) | 87.0 | | 68.7 | 56.0 | 86.7 | |
| | 1930/2000 (*) 68 Jahre | | | | 1930/2000 | |
| $Mh_N$ mm | | | | | | |
| $Mh_A$ mm | 235 | | 151 | 85 | 231 | |

## Dauertabelle

| Unterschreitungsdauer in Tagen | Unterschrittene Abflüsse m³/s: Abfluß-jahr (*) 2000 | Kalender jahr 2000 | 1930/2000 65 Kalenderjahre Obere Hüllwerte | Mittlere Werte | Untere Hüllwerte |
|---|---|---|---|---|---|
| (365) | | | | | |
| 364 | 10.8 | 10.8 | 28.8 | 8.39 | 1.92 |
| 363 | 10.8 | 10.8 | 24.5 | 6.71 | 1.92 |
| 362 | 8.52 | 8.52 | 13.9 | 5.80 | 1.82 |
| 361 | 7.67 | 7.67 | 13.7 | 5.38 | 1.70 |
| 360 | 7.50 | 7.50 | 11.0 | 4.97 | 1.58 |
| 359 | 7.50 | 7.50 | 10.2 | 4.71 | 1.46 |
| 358 | 7.50 | 7.50 | 9.80 | 4.44 | 1.23 |
| 357 | 6.55 | 6.55 | 8.88 | 4.26 | 1.09 |
| 356 | 6.55 | 6.55 | 8.88 | 4.10 | 1.02 |
| 350 | 4.37 | 4.37 | 7.02 | 3.45 | 0.890 |
| 340 | 3.50 | 3.24 | 6.24 | 2.88 | 0.490 |
| 330 | 2.86 | 2.75 | 5.38 | 2.55 | 0.360 |
| 320 | 2.38 | 2.15 | 4.84 | 2.26 | 0.290 |
| 300 | 1.83 | 1.83 | 3.64 | 1.82 | 0.260 |
| 270 | 1.37 | 1.28 | 3.10 | 1.45 | 0.230 |
| 240 | 0.989 | 0.923 | 2.78 | 1.16 | 0.210 |
| 210 | 0.859 | 0.687 | 2.56 | 0.970 | 0.190 |
| 183 | 0.741 | 0.538 | 2.27 | 0.806 | 0.180 |
| 150 | 0.585 | 0.452 | 1.91 | 0.687 | 0.170 |
| 130 | 0.494 | 0.413 | 1.74 | 0.600 | 0.140 |
| 120 | 0.452 | 0.413 | 1.66 | 0.585 | 0.130 |
| 110 | 0.452 | 0.376 | 1.50 | 0.550 | 0.120 |
| 100 | 0.413 | 0.376 | 1.28 | 0.510 | 0.120 |
| 90 | 0.413 | 0.376 | 1.23 | 0.480 | 0.110 |
| 80 | 0.376 | 0.340 | 1.17 | 0.452 | 0.110 |
| 70 | 0.376 | 0.340 | 1.17 | 0.430 | 0.100 |
| 60 | 0.340 | 0.340 | 1.12 | 0.390 | 0.100 |
| 50 | 0.340 | 0.315 | 1.07 | 0.350 | 0.100 |
| 40 | 0.315 | 0.315 | 1.07 | 0.300 | 0.100 |
| 30 | 0.315 | 0.292 | 0.970 | 0.270 | 0.100 |
| 25 | 0.315 | 0.292 | 0.920 | 0.228 | 0.100 |
| 20 | 0.292 | 0.292 | 0.920 | 0.220 | 0.090 |
| 15 | 0.292 | 0.292 | 0.870 | 0.194 | 0.090 |
| 10 | 0.270 | 0.270 | 0.830 | 0.170 | 0.080 |
| 9 | 0.270 | 0.270 | 0.830 | 0.160 | 0.080 |
| 8 | 0.270 | 0.270 | 0.790 | 0.150 | 0.080 |
| 7 | 0.270 | 0.270 | 0.780 | 0.140 | 0.080 |
| 6 | 0.270 | 0.270 | 0.780 | 0.140 | 0.060 |
| 5 | 0.270 | 0.270 | 0.780 | 0.130 | 0.060 |
| 4 | 0.270 | 0.270 | 0.780 | 0.120 | 0.060 |
| 3 | 0.270 | 0.270 | 0.780 | 0.110 | 0.060 |
| 2 | 0.270 | 0.270 | 0.740 | 0.100 | 0.060 |
| 1 | 0.270 | 0.270 | 0.740 | 0.090 | 0.050 |
| 0 | 0.228 | 0.228 | 0.690 | 0.030 | 0.030 |

## Extremwerte

| | Niedrigwasser m³/s | l/(s km²) | Datum | Hochwasser m³/s | l/(s km²) | cm | Datum |
|---|---|---|---|---|---|---|---|
| 1 | 0.030 | 0.188 | 03.07.1954+ | 34.0 | 212 | 195 | 13.04.1994 |
| 2 | 0.050 | 0.312 | 24.07.1968+ | 31.0 | 194 | 231 | 28.06.1958 |
| 3 | 0.050 | 0.312 | 17.07.1960+ | 30.2 | 189 | 185 | 28.10.1998 |
| 4 | 0.050 | 0.312 | 04.11.1949+ | 29.6 | 185 | 225 | 25.02.1940 |
| 5 | 0.060 | 0.375 | 22.09.1973 | 29.3 | 183 | 224 | 30.05.1941 |
| 6 | 0.060 | 0.375 | 01.10.1934 | 28.9 | 181 | 150 | 31.12.1993 |
| 7 | 0.080 | 0.500 | 06.08.1963 | 28.5 | 178 | 177 | 21.07.1997 |
| 8 | 0.080 | 0.500 | 20.09.1959+ | 28.4 | 178 | 229 | 18.03.1942 |
| 9 | 0.080 | 0.500 | 30.07.1933+ | 26.3 | 164 | 212 | 04.06.1981 |
| 10 | 0.080 | 0.500 | 13.08.1932+ | 25.8 | 161 | 210 | 11.06.1980 |

(*) Abflußjahr: 1.11. des Vorjahres bis 31.10. Ausfalljahre: KJ 1944-1947 ,1981-1982; AJ 1945 ,1947 ,1982;

Landesamt für Umweltschutz Sachsen-Anhalt

$A_{Eo}$ : 592 $km^2$

PNP : NN + 60.92 m

Lage: 3.6 km oberhalb der Mündung rechts

Q $m^3/s$

Pegel : Harxbüttel Nr. 4828140

Gewässer : Schunter

Gebiet : Aller

## Tageswerte

| Tag | 1999 Nov | 1999 Dez | 2000 Jan | Feb | Mrz | Apr | Mai | Jun | Jul | Aug | Sep | Okt | Nov | Dez |
|---|---|---|---|---|---|---|---|---|---|---|---|---|---|---|
| 1. | 0.830 | 0.796 | 1.66 | 5.02 | 3.53 | 4.75 | 1.85 | 0.871 | 0.539 | 0.888 | 0.662 | 0.633 | 0.605 | 0.767 |
| 2. | 0.796 | 0.796 | 1.32 | 3.60 | 3.47 | 4.46 | 2.11 | 0.806 | 0.536 | 0.761 | 0.739 | 0.630 | 0.635 | 0.797 |
| 3. | 0.790 | 0.880 | 1.38 | 3.75 | 3.92 | 4.16 | 1.67 | 0.792 | 0.657 | 0.771 | 1.06 | 0.628 | 0.641 | 0.799 |
| 4. | 0.785 | 0.991 | 1.39 | 3.59 | 5.03 | 4.08 | 1.61 | 0.778 | 0.777 | 0.780 | 1.27 | 0.625 | 0.694 | 0.801 |
| 5. | 0.780 | 0.936 | 2.09 | 3.25 | 3.59 | 3.90 | 1.49 | 0.814 | 1.23 | 0.696 | 1.28 | 0.623 | 0.725 | 0.746 |
| 6. | 0.803 | 0.854 | 2.09 | 3.00 | 3.04 | 3.40 | 1.42 | 0.948 | 1.08 | 0.658 | 1.07 | 0.620 | 0.660 | 0.748 |
| 7. | 0.769 | 1.05 | 1.68 | 2.19 | 2.78 | 3.13 | 1.36 | 0.932 | 0.765 | 0.667 | 1.43 | 0.618 | 0.740 | 0.778 |
| 8. | 0.792 | 1.93 | 1.45 | 2.06 | 3.32 | 3.25 | 1.36 | 0.868 | 0.679 | 0.675 | 1.09 | 0.659 | 0.849 | 0.779 |
| 9. | 0.813 | 1.77 | 1.29 | 2.01 | 9.16 | 3.08 | 1.36 | 0.805 | 0.634 | 0.636 | 0.923 | 0.656 | 0.729 | 0.780 |
| 10. | 0.814 | 1.16 | 0.855 | 1.69 | 16.5 | 2.90 | 1.29 | 0.742 | 0.671 | 0.625 | 0.813 | 0.654 | 0.686 | 0.781 |
| 11. | 0.814 | 0.994 | 0.796 | 1.56 | 16.7 | 2.82 | 1.23 | 0.728 | 0.748 | 0.614 | 0.810 | 0.672 | 0.641 | 0.810 |
| 12. | 0.815 | 1.27 | 0.889 | 1.33 | 15.9 | 2.94 | 1.22 | 0.855 | 0.582 | 0.621 | 0.782 | 0.670 | 0.569 | 0.867 |
| 13. | 0.815 | 2.10 | 1.07 | 1.37 | 11.8 | 2.96 | 1.14 | 0.932 | 0.578 | 0.629 | 0.779 | 0.624 | 0.653 | 0.868 |
| 14. | 0.816 | 1.61 | 1.01 | 1.85 | 10.8 | 2.69 | 1.01 | 0.777 | 0.628 | 0.616 | 0.751 | 0.600 | 0.711 | 0.840 |
| 15. | 0.789 | 1.38 | 0.742 | 1.72 | 16.4 | 2.50 | 0.997 | 0.762 | 0.678 | 0.603 | 0.748 | 0.597 | 0.687 | 0.869 |
| 16. | 0.789 | 1.27 | 0.744 | 1.75 | 16.4 | 2.50 | 0.951 | 0.792 | 0.647 | 0.589 | 0.745 | 0.595 | 0.715 | 1.29 |
| 17. | 0.790 | 1.11 | 0.962 | 1.45 | 13.7 | 2.41 | 0.970 | 0.777 | 0.615 | 0.680 | 0.742 | 0.592 | 0.690 | 1.23 |
| 18. | 0.790 | 1.11 | 1.20 | 1.07 | 14.9 | 2.23 | 1.07 | 0.672 | 0.540 | 0.688 | 0.739 | 0.589 | 0.664 | 1.01 |
| 19. | 0.790 | 1.12 | 1.02 | 1.69 | 16.5 | 2.97 | 1.06 | 0.614 | 0.465 | 1.11 | 0.736 | 0.587 | 0.693 | 0.901 |
| 20. | 0.818 | 1.01 | 0.938 | 6.66 | 11.8 | 3.86 | 1.04 | 0.599 | 0.473 | 1.86 | 0.709 | 0.584 | 0.694 | 0.844 |
| 21. | 0.819 | 0.954 | 1.76 | 5.39 | 8.57 | 2.96 | 1.03 | 0.585 | 0.524 | 1.63 | 0.707 | 0.582 | 0.723 | 0.845 |
| 22. | 0.819 | 0.956 | 2.97 | 3.61 | 7.20 | 2.57 | 1.18 | 0.528 | 0.660 | 1.03 | 0.656 | 0.579 | 0.725 | 0.759 |
| 23. | 0.820 | 0.959 | 3.42 | 4.60 | 6.09 | 2.30 | 1.11 | 0.525 | 0.885 | 0.887 | 0.653 | 0.556 | 0.726 | 0.789 |
| 24. | 0.820 | 1.02 | 2.31 | 4.21 | 5.32 | 2.76 | 0.985 | 0.606 | 0.722 | 0.741 | 0.627 | 0.554 | 0.728 | 0.789 |
| 25. | 0.821 | 1.02 | 1.59 | 6.66 | 5.13 | 2.21 | 1.14 | 0.603 | 0.819 | 0.723 | 0.648 | 0.531 | 0.730 | 0.790 |
| 26. | 0.821 | 1.30 | 1.30 | 9.19 | 5.82 | 2.12 | 1.28 | 0.599 | 1.19 | 0.705 | 0.693 | 0.536 | 0.731 | 0.819 |
| 27. | 0.794 | 3.78 | 1.21 | 5.76 | 5.28 | 1.95 | 1.05 | 0.595 | 0.839 | 0.687 | 0.690 | 0.581 | 0.733 | 0.820 |
| 28. | 0.822 | 3.08 | 1.17 | 4.27 | 4.88 | 1.95 | 0.982 | 0.592 | 0.804 | 0.715 | 0.687 | 0.648 | 0.817 | 0.850 |
| 29. | 0.823 | 2.07 | 1.58 | 3.59 | 5.89 | 1.86 | 0.914 | 0.588 | 2.23 | 0.720 | 0.684 | 0.654 | 0.819 | 0.850 |
| 30. | 0.795 | 1.90 | 6.02 | | 5.91 | 1.77 | 0.900 | 0.543 | 2.15 | 0.824 | 0.658 | 0.617 | 0.793 | 0.880 |
| 31. | | 1.99 | 5.96 | | 5.26 | | 0.885 | | 1.40 | 0.730 | | 0.600 | | 0.823 |
| Tag | 7. | 1.+ | 15. | 18. | 7. | 30. | 31. | 23. | 19. | 16. | 24. | 25. | 12. | 5. |
| NQ | 0.769 | 0.796 | 0.742 | 1.07 | 2.78 | 1.77 | 0.885 | 0.525 | 0.465 | 0.589 | 0.627 | 0.531 | 0.569 | 0.746 |
| MQ | 0.805 | 1.39 | 1.74 | 3.38 | 8.54 | 2.91 | 1.21 | 0.721 | 0.830 | 0.792 | 0.819 | 0.609 | 0.707 | 0.849 |
| HQ | 0.841 | 6.04 | 7.38 | 10.2 | 18.7 | 4.97 | 2.46 | 1.03 | 3.67 | 2.22 | 2.00 | 0.675 | 1.11 | 1.34 |
| Tag | 9. | 27. | 30. | 26. | 10. | 1. | 1. | 13. | 29. | 21. | 7. | 29. | 8. | 16. |
| $h_N$ mm | 17 | 65 | 46 | 60 | 89 | 31 | 29 | 38 | 95 | 57 | 40 | 31 | 33 | 41 |
| $h_A$ mm | 4 | 6 | 8 | 14 | 39 | 13 | 5 | 3 | 4 | 4 | 4 | 3 | 3 | 4 |

## Hauptwerte

| | 1960/1999 | | 1961/2000 | | | | | | | | | | | |
|---|---|---|---|---|---|---|---|---|---|---|---|---|---|---|
| Jahr | 1964 | 1969 | 1970 | 1963 | 1963 | 1991 | 1991 | 2000 | 2000 | 1989 | 1995 | 1964 | 1964 | 1969 |
| NQ | 0.380 | 0.160 | 0.140 | 0.480 | 0.490 | 0.976 | 0.725 | 0.525 | 0.465 | 0.317 | 0.278 | 0.430 | 0.380 | 0.160 |
| MNQ | 1.19 | 1.59 | 2.05 | 2.41 | 2.69 | 2.64 | 1.62 | 1.24 | 0.990 | 0.826 | 0.870 | 0.972 | 1.15 | 1.49 |
| MQ | 2.38 | 4.13 | 5.17 | 5.44 | 6.40 | 5.08 | 2.92 | 2.30 | 1.53 | 1.42 | 1.28 | 1.45 | 2.27 | 3.86 |
| MHQ | 8.09 | 13.8 | 15.6 | 15.6 | 19.5 | 12.6 | 9.34 | 8.53 | 4.66 | 5.45 | 3.50 | 4.30 | 7.64 | 13.0 |
| HQ | 26.9 | 50.3 | 53.9 | 47.2 | 61.7 | 50.9 | 32.4 | 44.4 | 17.7 | 16.6 | 13.0 | 37.0 | 26.9 | 50.3 |
| Jahr | 1998 | 1986 | 1987 | 1970 | 1979 | 1994 | 1961 | 1961 | 1966 | 1970 | 1981 | 1998 | 1998 | 1986 |
| $Mh_N$ mm | 52 | 59 | 50 | 42 | 51 | 50 | 58 | 71 | 64 | 67 | 45 | 46 | 51 | 58 |
| $Mh_A$ mm | 10 | 19 | 23 | 23 | 29 | 22 | 13 | 10 | 7 | 6 | 6 | 7 | 10 | 17 |

| | Abflußjahr (*) 2000 Jahr | Datum | Winter | Sommer | Kalenderjahr 2000 Jahr | Datum |
|---|---|---|---|---|---|---|
| NQ $m^3/s$ | 0.465 | am 19.07.2000 | 0.742 | 0.465 | 0.465 | am 19.07.2000 |
| MQ $m^3/s$ | 1.98 | | 3.14 | 0.832 | 1.92 | |
| HQ $m^3/s$ | 18.7 | am 10.03.2000 bei W= 224 cm | 18.7 | 3.67 | 18.7 | am 10.03.2000 bei W= 224 cm |
| Nq $l/(s km^2)$ | 0.785 | | 1.25 | 0.785 | 0.785 | |
| Mq $l/(s km^2)$ | 3.34 | | 5.30 | 1.41 | 3.24 | |
| Hq $l/(s km^2)$ | 31.6 | | 31.6 | 6.20 | 31.6 | |
| $h_N$ mm | 598 | | 308 | 290 | 590 | |
| $h_A$ mm | 106 | | 83 | 22 | 103 | |
| | 1961/2000 (*) 40 Jahre | | | | 1961/2000 | |
| NQ $m^3/s$ | 0.140 | am 10.01.1970 | 0.140 | 0.278 | 0.140 | am 10.01.1970 |
| MNQ $m^3/s$ | 0.640 | | 1.03 | 0.730 | 0.669 | |
| MQ $m^3/s$ | 3.28 | | 4.77 | 1.82 | 3.25 | |
| MHQ $m^3/s$ | 28.5 | | 27.5 | 13.0 | 29.5 | |
| HQ $m^3/s$ | 61.7 | am 04.03.1979 bei W= 335 cm | 61.7 | 44.4 | 61.7 | am 04.03.1979 bei W= 335 cm |
| $HQ_1$ $m^3/s$ | | | | | | |
| $HQ_5$ $m^3/s$ | | | | | | |
| MNq $l/(s km^2)$ | 1.08 | | 1.74 | 1.23 | 1.13 | |
| Mq $l/(s km^2)$ | 5.54 | | 8.06 | 3.07 | 5.49 | |
| MHq $l/(s km^2)$ | 48.1 | | 46.5 | 22.0 | 49.8 | |
| $Mh_N$ mm | 653 | | 303 | 349 | 650 | |
| $Mh_A$ mm | 175 | | 127 | 49 | 174 | |

## Extremwerte

| | Niedrigwasser $m^3/s$ | $l/(s km^2)$ | Datum | Hochwasser $m^3/s$ | $l/(s km^2)$ | cm | Datum |
|---|---|---|---|---|---|---|---|
| 1 | 0.140 | 0.236 | 10.01.1970 | 61.7 | 104 | 335 | 04.03.1979 |
| 2 | 0.278 | 0.470 | 01.09.1995 | 60.8 | 103 | 326 | 13.03.1981 |
| 3 | 0.317 | 0.535 | 22.08.1989 | 53.9 | 91.0 | 316 | 01.01.1987 |
| 4 | 0.330 | 0.557 | 02.08.1974 | 52.5 | 88.7 | 307 | 28.01.1994 |
| 5 | 0.340 | 0.574 | 09.09.1973 | 52.4 | 88.5 | 325 | 20.03.1970 |
| 6 | 0.350 | 0.591 | 15.09.1964 | 50.9 | 86.0 | 308 | 15.04.1994 |
| 7 | 0.374 | 0.632 | 13.08.1999 | 50.7 | 85.6 | 326 | 16.01.1968 |
| 8 | 0.375 | 0.633 | 22.09.1991 | 47.2 | 79.7 | 314 | 24.02.1970 |
| 9 | 0.420 | 0.709 | 22.08.1996 | 45.5 | 76.9 | 293 | 20.03.1994 |
| 10 | 0.440 | 0.743 | 15.09.1992 | 44.4 | 75.0 | 310 | 01.06.1961 |

## Dauertabelle

| Unterschreitungsdauer in Tagen | Unterschrittene Abflüsse $m^3/s$: Abfluß-jahr (*) 2000 | Kalender jahr 2000 | 1961/2000 40 Kalenderjahre Obere Hüllwerte | Mittlere Werte | Untere Hüllwerte |
|---|---|---|---|---|---|
| (365) | 16.7 | 16.7 | | | |
| 364 | 16.7 | 16.7 | 57.9 | 29.5 | 6.44 |
| 363 | 16.7 | 16.7 | 51.3 | 24.5 | 6.00 |
| 362 | 16.5 | 16.5 | 49.0 | 22.0 | 5.62 |
| 361 | 16.5 | 16.5 | 49.0 | 20.6 | 4.70 |
| 360 | 15.9 | 15.9 | 43.2 | 18.8 | 4.66 |
| 359 | 14.9 | 14.9 | 43.1 | 17.7 | 4.63 |
| 358 | 13.7 | 13.7 | 43.0 | 16.8 | 4.62 |
| 357 | 13.7 | 13.7 | 40.7 | 16.0 | 4.34 |
| 356 | 13.7 | 13.7 | 40.6 | 15.5 | 4.25 |
| 350 | 7.20 | 7.20 | 31.5 | 12.2 | 3.65 |
| 340 | 5.32 | 5.32 | 23.0 | 9.16 | 3.04 |
| 330 | 4.27 | 4.27 | 18.3 | 7.22 | 2.46 |
| 320 | 3.60 | 3.60 | 17.7 | 6.13 | 2.15 |
| 300 | 2.94 | 2.82 | 13.6 | 4.61 | 1.71 |
| 270 | 1.90 | 1.72 | 9.28 | 3.43 | 1.44 |
| 240 | 1.37 | 1.29 | 7.21 | 2.68 | 1.20 |
| 210 | 1.09 | 1.02 | 5.66 | 2.16 | 1.02 |
| 183 | 0.956 | 0.867 | 4.50 | 1.83 | 0.867 |
| 150 | 0.820 | 0.781 | 3.80 | 1.53 | 0.781 |
| 130 | 0.794 | 0.746 | 3.51 | 1.38 | 0.739 |
| 120 | 0.785 | 0.736 | 3.42 | 1.32 | 0.714 |
| 110 | 0.769 | 0.726 | 3.25 | 1.25 | 0.698 |
| 100 | 0.744 | 0.705 | 3.16 | 1.18 | 0.679 |
| 90 | 0.720 | 0.688 | 3.02 | 1.11 | 0.660 |
| 80 | 0.688 | 0.671 | 2.90 | 1.05 | 0.632 |
| 70 | 0.667 | 0.657 | 2.82 | 0.974 | 0.616 |
| 60 | 0.656 | 0.647 | 2.65 | 0.913 | 0.588 |
| 50 | 0.629 | 0.627 | 2.50 | 0.855 | 0.551 |
| 40 | 0.617 | 0.615 | 2.46 | 0.793 | 0.518 |
| 30 | 0.600 | 0.600 | 2.30 | 0.728 | 0.465 |
| 25 | 0.595 | 0.595 | 2.26 | 0.692 | 0.461 |
| 20 | 0.587 | 0.585 | 2.22 | 0.661 | 0.452 |
| 15 | 0.581 | 0.579 | 2.22 | 0.624 | 0.415 |
| 10 | 0.543 | 0.543 | 2.17 | 0.571 | 0.260 |
| 9 | 0.540 | 0.540 | 2.16 | 0.560 | 0.260 |
| 8 | 0.539 | 0.539 | 2.16 | 0.546 | 0.260 |
| 7 | 0.539 | 0.539 | 2.13 | 0.531 | 0.200 |
| 6 | 0.539 | 0.539 | 2.10 | 0.517 | 0.200 |
| 5 | 0.531 | 0.531 | 2.07 | 0.501 | 0.190 |
| 4 | 0.528 | 0.528 | 2.06 | 0.481 | 0.190 |
| 3 | 0.525 | 0.525 | 2.03 | 0.461 | 0.190 |
| 2 | 0.524 | 0.524 | 2.00 | 0.445 | 0.160 |
| 1 | 0.473 | 0.473 | 1.99 | 0.371 | 0.160 |
| 0 | 0.465 | 0.465 | 1.95 | 0.140 | 0.140 |

(*) Abflußjahr: 1.11. des Vorjahres bis 31.10.

Repräsentativ für die Hydrologische Landschaft Ost-Braunschweig

$A_{Eo}$ : 433 $km^2$

PNP : NN + 43.65 m

Lage: 9.4 km oberhalb der Mündung links

Q $m^3/s$

Pegel : Lachendorf Nr. 4836129

Gewässer : Lachte

Gebiet : Aller

## Tageswerte

| Tag | 1999 Nov | 1999 Dez | 2000 Jan | Feb | Mrz | Apr | Mai | Jun | Jul | Aug | Sep | Okt | Nov | Dez |
|---|---|---|---|---|---|---|---|---|---|---|---|---|---|---|
| 1. | 1.60 | 1.28 | 2.55 | 5.21 | 3.85 | 3.15 | 2.20 | 1.22 | 0.925 | 1.24 | 1.02 | 1.41 | 1.42 | 1.66 |
| 2. | 1.55 | 1.52 | 2.51 | 4.45 | 3.55 | 3.42 | 2.24 | 1.18 | 0.929 | 1.42 | 1.09 | 1.50 | 1.52 | 1.66 |
| 3. | 1.54 | 1.80 | 2.43 | 3.89 | 5.17 | 3.27 | 2.07 | 1.11 | 0.933 | 1.72 | 1.28 | 1.45 | 1.53 | 1.66 |
| 4. | 1.54 | 2.27 | 2.67 | 3.41 | 7.46 | 3.23 | 1.98 | 1.10 | 1.00 | 1.42 | 1.28 | 1.39 | 1.53 | 1.57 |
| 5. | 1.54 | 2.08 | 3.18 | 3.65 | 5.63 | 3.33 | 1.82 | 1.10 | 1.01 | 1.32 | 1.17 | 1.38 | 1.33 | 1.52 |
| 6. | 1.54 | 2.03 | 2.94 | 3.47 | 5.23 | 2.99 | 1.77 | 1.16 | 1.01 | 1.25 | 1.17 | 1.43 | 1.33 | 1.52 |
| 7. | 1.43 | 2.96 | 2.75 | 3.36 | 4.59 | 2.85 | 1.67 | 1.15 | 1.02 | 1.18 | 1.42 | 1.47 | 1.58 | 1.52 |
| 8. | 1.43 | 3.57 | 2.71 | 3.31 | 5.39 | 2.76 | 1.61 | 1.08 | 1.02 | 1.14 | 1.43 | 1.52 | 1.73 | 1.57 |
| 9. | 1.38 | 2.89 | 2.53 | 3.40 | 8.48 | 2.77 | 1.61 | 1.04 | 1.02 | 1.18 | 1.35 | 1.51 | 1.54 | 1.58 |
| 10. | 1.43 | 2.37 | 2.40 | 3.52 | 11.2 | 2.68 | 1.55 | 1.01 | 1.03 | 1.15 | 1.36 | 1.55 | 1.44 | 1.58 |
| 11. | 1.52 | 2.25 | 2.36 | 3.58 | 9.31 | 2.63 | 1.50 | 0.933 | 1.03 | 1.15 | 1.32 | 1.80 | 1.44 | 1.68 |
| 12. | 1.51 | 3.20 | 2.32 | 3.30 | 9.93 | 2.69 | 1.42 | 0.928 | 1.04 | 1.15 | 1.29 | 1.79 | 1.40 | 1.88 |
| 13. | 1.50 | 4.68 | 2.29 | 3.20 | 7.26 | 2.80 | 1.38 | 0.890 | 1.04 | 1.04 | 1.29 | 1.74 | 1.45 | 2.21 |
| 14. | 1.40 | 4.44 | 2.25 | 3.30 | 6.57 | 2.75 | 1.38 | 0.919 | 1.11 | 1.08 | 1.32 | 1.55 | 1.45 | 2.21 |
| 15. | 1.44 | 4.93 | 2.22 | 3.25 | 9.80 | 2.66 | 1.34 | 1.04 | 1.15 | 1.04 | 1.35 | 1.45 | 1.36 | 2.17 |
| 16. | 1.28 | 3.52 | 2.23 | 3.39 | 8.36 | 2.77 | 1.30 | 1.01 | 1.02 | 1.04 | 1.34 | 1.55 | 1.33 | 2.52 |
| 17. | 1.28 | 2.98 | 2.42 | 3.29 | 6.56 | 2.72 | 1.26 | 0.939 | 1.02 | 1.15 | 1.37 | 1.40 | 1.36 | 2.67 |
| 18. | 1.37 | 3.04 | 2.53 | 3.14 | 6.32 | 2.63 | 1.25 | 0.901 | 1.02 | 1.15 | 1.40 | 1.30 | 1.42 | 2.29 |
| 19. | 1.41 | 2.80 | 2.44 | 3.74 | 7.43 | 2.79 | 1.32 | 0.864 | 1.02 | 1.15 | 1.36 | 1.27 | 1.42 | 2.17 |
| 20. | 1.55 | 2.57 | 2.35 | 4.94 | 5.84 | 3.03 | 1.35 | 0.827 | 1.06 | 1.16 | 1.28 | 1.30 | 1.42 | 2.05 |
| 21. | 1.50 | 2.44 | 2.84 | 4.17 | 5.02 | 2.78 | 1.42 | 0.855 | 1.02 | 1.16 | 1.28 | 1.27 | 1.43 | 1.93 |
| 22. | 1.49 | 2.36 | 3.10 | 3.74 | 4.63 | 2.58 | 1.38 | 0.924 | 1.06 | 1.19 | 1.24 | 1.36 | 1.43 | 1.83 |
| 23. | 1.43 | 2.37 | 3.06 | 4.29 | 4.25 | 2.47 | 1.38 | 0.960 | 1.06 | 1.12 | 1.30 | 1.36 | 1.48 | 1.73 |
| 24. | 1.43 | 2.52 | 2.68 | 3.97 | 3.87 | 3.17 | 1.34 | 0.931 | 1.03 | 1.09 | 1.26 | 1.46 | 1.53 | 1.63 |
| 25. | 1.42 | 2.86 | 2.45 | 4.61 | 3.93 | 3.41 | 1.40 | 0.968 | 1.06 | 1.05 | 1.22 | 1.51 | 1.44 | 1.63 |
| 26. | 1.41 | 3.35 | 2.36 | 4.54 | 4.44 | 2.86 | 1.40 | 0.972 | 1.10 | 1.02 | 1.32 | 1.51 | 1.36 | 1.63 |
| 27. | 1.40 | 4.12 | 2.71 | 3.73 | 4.05 | 2.61 | 1.32 | 0.976 | 1.06 | 1.02 | 1.43 | 1.72 | 1.39 | 1.63 |
| 28. | 1.35 | 3.54 | 3.01 | 3.44 | 3.63 | 2.41 | 1.28 | 0.947 | 1.17 | 1.02 | 2.16 | 1.67 | 1.45 | 1.63 |
| 29. | 1.29 | 3.10 | 4.02 | 3.61 | 3.46 | 2.29 | 1.31 | 0.984 | 2.12 | 1.05 | 1.87 | 1.62 | 1.75 | 1.63 |
| 30. | 1.28 | 2.86 | 6.20 | | 3.40 | 2.20 | 1.34 | 0.921 | 1.87 | 1.06 | 1.51 | 1.47 | 1.65 | 1.58 |
| 31. | | 2.73 | 5.58 | | 3.25 | | 1.30 | | 1.38 | 1.02 | | 1.42 | | 1.58 |
| Tag | 16.+ | 1. | 15. | 18. | 31. | 30. | 18. | 20. | 1. | 26.+ | 1. | 19.+ | 5.+ | 5.+ |
| NQ | 1.28 | 1.28 | 2.22 | 3.14 | 3.25 | 2.20 | 1.25 | 0.827 | 0.925 | 1.02 | 1.02 | 1.27 | 1.33 | 1.52 |
| MQ | 1.44 | 2.88 | 2.84 | 3.76 | 5.87 | 2.82 | 1.51 | 0.995 | 1.11 | 1.16 | 1.35 | 1.49 | 1.46 | 1.81 |
| HQ | 1.60 | 5.38 | 7.11 | 6.07 | 12.3 | 4.00 | 2.36 | 1.29 | 2.28 | 1.87 | 2.20 | 1.91 | 1.83 | 2.76 |
| Tag | 20. | 15. | 30. | 1. | 10. | 24. | 2. | 1. | 29. | 3. | 28. | 12. | 7. | 17. |
| $h_N$ mm | 22 | 115 | 59 | 74 | 111 | 43 | 29 | 30 | 97 | 43 | 70 | 39 | 30 | 51 |
| $h_A$ mm | 9 | 18 | 18 | 22 | 36 | 17 | 9 | 6 | 7 | 7 | 8 | 9 | 9 | 11 |
| | 1960/1999 | | 1961/2000 | | | | | | 40 Jahre | | | | | |
| Jahr | 1976 | 1999 | 1996 | 1996 | 1972 | 1997 | 1993 | 1992 | 1976 | 1992 | 1973 | 1997 | 1976 | 1999 |
| NQ | 1.11 | 1.28 | 0.966 | 0.942 | 1.64 | 1.46 | 0.930 | 0.614 | 0.570 | 0.581 | 0.680 | 0.852 | 1.11 | 1.28 |
| MNQ | 1.88 | 2.08 | 2.29 | 2.45 | 2.46 | 2.26 | 1.71 | 1.41 | 1.24 | 1.19 | 1.31 | 1.61 | 1.84 | 2.04 |
| MQ | 2.71 | 3.68 | 3.94 | 3.88 | 3.91 | 3.33 | 2.34 | 1.99 | 1.76 | 1.66 | 1.74 | 2.18 | 2.65 | 3.58 |
| MHQ | 5.93 | 9.91 | 10.6 | 9.04 | 10.0 | 6.91 | 4.99 | 5.09 | 3.84 | 4.31 | 3.35 | 4.39 | 5.70 | 9.36 |
| HQ | 16.5 | 24.8 | 31.4 | 22.8 | 26.2 | 23.0 | 18.9 | 19.3 | 22.3 | 15.5 | 14.5 | 33.0 | 16.5 | 23.4 |
| Jahr | 1963 | 1960 | 1968 | 1962 | 1981 | 1969 | 1969 | 1984 | 1966 | 1967 | 1967 | 1998 | 1963 | 1967 |
| $Mh_N$ mm | 57 | 67 | 61 | 46 | 52 | 49 | 67 | 91 | 69 | 76 | 54 | 51 | 56 | 66 |
| $Mh_A$ mm | 16 | 23 | 24 | 22 | 24 | 20 | 14 | 12 | 11 | 10 | 10 | 13 | 16 | 22 |

## Hauptwerte

| | Abflußjahr (*) 2000 Jahr | Datum | Winter | Sommer | Kalenderjahr 2000 Jahr | Datum |
|---|---|---|---|---|---|---|
| NQ $m^3/s$ | 0.827 | am 20.06.2000 | 1.28 | 0.827 | 0.827 | am 20.06.2000 |
| MQ $m^3/s$ | 2.27 | | 3.28 | 1.27 | 2.18 | |
| HQ $m^3/s$ | 12.3 | am 10.03.2000 bei W= 215 cm | 12.3 | 2.36 | 12.3 | am 10.03.2000 bei W= 215 cm |
| Nq $l/(s km^2)$ | 1.91 | | 2.96 | 1.91 | 1.91 | |
| Mq $l/(s km^2)$ | 5.24 | | 7.58 | 2.93 | 5.03 | |
| Hq $l/(s km^2)$ | 28.4 | | 28.4 | 5.45 | 28.4 | |
| $h_N$ mm | 732 | | 424 | 308 | 676 | |
| $h_A$ mm | 166 | | 119 | 47 | 159 | |
| | 1961/2000 (*) 40 Jahre | | | | 1961/2000 | |
| NQ $m^3/s$ | 0.570 | am 16.07.1976 | 0.942 | 0.570 | 0.570 | am 16.07.1976 |
| MNQ $m^3/s$ | 1.07 | | 1.69 | 1.07 | 1.07 | |
| MQ $m^3/s$ | 2.75 | | 3.58 | 1.94 | 2.74 | |
| MHQ $m^3/s$ | 16.8 | | 15.9 | 8.69 | 17.4 | |
| HQ $m^3/s$ | 33.0 | am 28.10.1998 bei W= 279 cm | 31.4 | 33.0 | 33.0 | am 28.10.1998 bei W= 279 cm |
| $HQ_1$ $m^3/s$ | | | | | | |
| $HQ_5$ $m^3/s$ | | | | | | |
| MNq $l/(s km^2)$ | 2.47 | | 3.90 | 2.47 | 2.47 | |
| Mq $l/(s km^2)$ | 6.35 | | 8.27 | 4.48 | 6.33 | |
| MHq $l/(s km^2)$ | 38.8 | | 36.7 | 20.1 | 40.2 | |
| $Mh_N$ mm | 739 | | 332 | 407 | 737 | |
| $Mh_A$ mm | 201 | | 130 | 71 | 200 | |

## Extremwerte

| | Niedrigwasser $m^3/s$ | $l/(s km^2)$ | Datum | Hochwasser $m^3/s$ | $l/(s km^2)$ | cm | Datum |
|---|---|---|---|---|---|---|---|
| 1 | 0.570 | 1.32 | 16.07.1976 | 33.0 | 76.2 | 279 | 28.10.1998 |
| 2 | 0.581 | 1.34 | 09.08.1992 | 31.4 | 72.5 | 266 | 15.01.1968 |
| 3 | 0.630 | 1.45 | 10.08.1975 | 30.4 | 70.2 | 274 | 28.01.1994 |
| 4 | 0.680 | 1.57 | 10.09.1973 | 26.2 | 60.5 | 262 | 12.03.1981 |
| 5 | 0.686 | 1.58 | 05.09.1991 | 24.8 | 57.3 | | 04.12.1960 |
| 6 | 0.690 | 1.59 | 05.08.1999 | 23.7 | 54.7 | 250 | 18.03.1970 |
| 7 | 0.716 | 1.65 | 20.08.1995 | 23.4 | 54.0 | | 24.12.1967 |
| 8 | 0.726 | 1.68 | 03.09.1983 | 23.0 | 53.1 | 240 | 01.04.1969 |
| 9 | 0.729 | 1.68 | 10.08.1994 | 23.0 | 53.1 | | 02.12.1961 |
| 10 | 0.737 | 1.70 | 23.07.1996 | 22.8 | 52.7 | 250 | 13.02.1962 |

## Dauertabelle

| Unterschreitungsdauer in Tagen | Unterschrittene Abflüsse $m^3/s$: Abfluß-jahr (*) 2000 | Kalenderjahr 2000 | 1961/2000 40 Kalenderjahre: Obere Hüllwerte | Mittlere Werte | Untere Hüllwerte |
|---|---|---|---|---|---|
| (365) | 11.2 | 11.2 | | | |
| 364 | 9.93 | 9.93 | 24.8 | 14.3 | 4.80 |
| 363 | 9.80 | 9.80 | 23.1 | 12.9 | 4.76 |
| 362 | 9.31 | 9.31 | 19.1 | 11.4 | 4.69 |
| 361 | 8.48 | 8.48 | 19.0 | 10.5 | 4.14 |
| 360 | 8.36 | 8.36 | 16.2 | 9.89 | 3.98 |
| 359 | 7.46 | 7.46 | 14.8 | 9.40 | 3.95 |
| 358 | 7.43 | 7.43 | 14.4 | 8.87 | 3.93 |
| 357 | 7.26 | 7.26 | 14.4 | 8.47 | 3.93 |
| 356 | 6.57 | 6.57 | 14.4 | 8.10 | 3.93 |
| 350 | 5.58 | 5.58 | 12.5 | 6.76 | 3.03 |
| 340 | 4.61 | 4.54 | 9.62 | 5.58 | 2.59 |
| 330 | 4.05 | 3.89 | 8.30 | 4.80 | 2.32 |
| 320 | 3.65 | 3.55 | 7.54 | 4.32 | 2.25 |
| 300 | 3.33 | 3.23 | 6.35 | 3.68 | 2.05 |
| 270 | 2.84 | 2.68 | 5.12 | 3.08 | 1.83 |
| 240 | 2.45 | 2.22 | 4.18 | 2.71 | 1.60 |
| 210 | 1.98 | 1.67 | 3.78 | 2.44 | 1.46 |
| 183 | 1.54 | 1.53 | 3.38 | 2.25 | 1.37 |
| 150 | 1.42 | 1.43 | 3.03 | 2.03 | 1.25 |
| 130 | 1.37 | 1.37 | 2.88 | 1.89 | 1.13 |
| 120 | 1.35 | 1.35 | 2.84 | 1.83 | 1.08 |
| 110 | 1.31 | 1.33 | 2.78 | 1.75 | 1.04 |
| 100 | 1.29 | 1.29 | 2.74 | 1.69 | 1.00 |
| 90 | 1.26 | 1.26 | 2.66 | 1.62 | 0.966 |
| 80 | 1.18 | 1.18 | 2.60 | 1.54 | 0.929 |
| 70 | 1.16 | 1.16 | 2.52 | 1.47 | 0.913 |
| 60 | 1.10 | 1.10 | 2.46 | 1.40 | 0.870 |
| 50 | 1.06 | 1.06 | 2.36 | 1.33 | 0.817 |
| 40 | 1.04 | 1.04 | 2.32 | 1.21 | 0.757 |
| 30 | 1.03 | 1.03 | 2.28 | 1.11 | 0.722 |
| 25 | 1.02 | 1.02 | 2.26 | 1.05 | 0.693 |
| 20 | 0.984 | 0.984 | 2.24 | 0.985 | 0.672 |
| 15 | 0.947 | 0.947 | 2.21 | 0.922 | 0.647 |
| 10 | 0.929 | 0.929 | 2.17 | 0.861 | 0.620 |
| 9 | 0.928 | 0.928 | 2.17 | 0.851 | 0.617 |
| 8 | 0.925 | 0.925 | 2.17 | 0.831 | 0.617 |
| 7 | 0.924 | 0.924 | 2.17 | 0.812 | 0.617 |
| 6 | 0.921 | 0.921 | 2.17 | 0.800 | 0.611 |
| 5 | 0.919 | 0.919 | 2.16 | 0.782 | 0.610 |
| 4 | 0.901 | 0.901 | 2.16 | 0.771 | 0.603 |
| 3 | 0.890 | 0.890 | 2.10 | 0.752 | 0.602 |
| 2 | 0.864 | 0.864 | 2.10 | 0.738 | 0.592 |
| 1 | 0.855 | 0.855 | 2.10 | 0.691 | 0.585 |
| 0 | 0.827 | 0.827 | 2.02 | 0.570 | 0.570 |

(*) Abflußjahr: 1.11. des Vorjahres bis 31.10.

Repräsentativ für die Hydrologische Landschaft Ostheide

$A_{Eo}$ : 360 $km^2$

PNP : NN + 60.11 m

Lage: 45.0 km oberhalb der Mündung rechts

Q $m^3/s$

Pegel : Peine Nr. 4845103

Gewässer : Fuhse

Gebiet : Aller

## Tageswerte

| Tag | 1999 Nov | 1999 Dez | 2000 Jan | Feb | Mrz | Apr | Mai | Jun | Jul | Aug | Sep | Okt | Nov | Dez |
|---|---|---|---|---|---|---|---|---|---|---|---|---|---|---|
| 1. | 0.606 | 0.594 | 0.785 | 1.25 | 1.51 | 1.95 | 0.937 | 0.680 | 0.767 | 0.619 | 0.332 | 0.340 | 0.641 | 0.606 |
| 2. | 0.550 | 0.600 | 0.785 | 1.13 | 1.41 | 1.92 | 0.855 | 0.643 | 0.803 | 0.772 | 0.474 | 0.364 | 0.662 | 0.607 |
| 3. | 0.548 | 0.607 | 0.761 | 1.03 | 1.76 | 1.81 | 0.821 | 0.607 | 0.999 | 0.837 | 0.618 | 0.356 | 0.640 | 0.586 |
| 4. | 0.496 | 0.632 | 0.808 | 1.02 | 1.77 | 1.73 | 0.787 | 0.592 | 1.48 | 0.639 | 0.619 | 0.358 | 0.661 | 0.629 |
| 5. | 0.494 | 0.563 | 0.977 | 1.00 | 1.56 | 1.63 | 0.774 | 0.634 | 1.56 | 0.572 | 0.420 | 0.359 | 0.617 | 0.652 |
| 6. | 0.492 | 0.607 | 0.832 | 0.985 | 1.58 | 1.43 | 0.781 | 0.750 | 1.42 | 0.558 | 0.374 | 0.382 | 0.617 | 0.674 |
| 7. | 0.506 | 0.673 | 0.808 | 0.996 | 1.55 | 1.33 | 0.788 | 0.695 | 0.916 | 0.534 | 0.479 | 0.383 | 0.773 | 0.675 |
| 8. | 0.536 | 1.02 | 0.783 | 1.04 | 1.76 | 1.30 | 0.835 | 0.700 | 0.642 | 0.557 | 0.464 | 0.406 | 0.702 | 0.697 |
| 9. | 0.486 | 0.775 | 0.759 | 1.05 | 2.52 | 1.28 | 0.881 | 0.584 | 0.612 | 0.595 | 0.428 | 0.418 | 0.615 | 0.677 |
| 10. | 0.500 | 0.693 | 0.690 | 0.973 | 2.72 | 1.22 | 0.806 | 0.490 | 0.687 | 0.569 | 0.338 | 0.443 | 0.615 | 0.678 |
| 11. | 0.466 | 0.677 | 0.711 | 0.983 | 3.53 | 1.19 | 0.753 | 0.481 | 0.827 | 0.553 | 0.327 | 0.456 | 0.614 | 0.722 |
| 12. | 0.448 | 0.890 | 0.735 | 0.936 | 3.16 | 1.14 | 0.777 | 0.471 | 0.645 | 0.503 | 0.341 | 0.455 | 0.635 | 0.844 |
| 13. | 0.462 | 0.921 | 0.711 | 1.33 | 2.99 | 1.08 | 0.781 | 0.422 | 0.590 | 0.479 | 0.334 | 0.453 | 0.634 | 0.748 |
| 14. | 0.475 | 0.813 | 0.711 | 1.57 | 3.07 | 1.04 | 0.766 | 0.447 | 0.611 | 0.472 | 0.347 | 0.450 | 0.634 | 0.703 |
| 15. | 0.442 | 0.821 | 0.689 | 1.36 | 4.17 | 1.03 | 0.769 | 0.473 | 0.762 | 0.463 | 0.307 | 0.476 | 0.612 | 0.750 |
| 16. | 0.441 | 0.709 | 0.710 | 1.25 | 3.58 | 1.04 | 0.788 | 0.613 | 0.764 | 0.454 | 0.375 | 0.488 | 0.611 | 0.971 |
| 17. | 0.469 | 0.695 | 0.758 | 1.20 | 3.30 | 0.977 | 0.840 | 0.524 | 0.765 | 0.702 | 0.449 | 0.484 | 0.632 | 0.728 |
| 18. | 0.452 | 0.740 | 0.901 | 1.15 | 4.17 | 0.938 | 0.988 | 0.503 | 0.572 | 0.668 | 0.442 | 0.479 | 0.717 | 0.664 |
| 19. | 0.503 | 0.673 | 0.829 | 1.22 | 5.67 | 1.06 | 0.914 | 0.510 | 0.576 | 0.870 | 0.454 | 0.523 | 0.652 | 0.665 |
| 20. | 0.510 | 0.673 | 0.829 | 1.23 | 4.35 | 0.991 | 0.957 | 0.524 | 0.580 | 0.922 | 0.527 | 0.569 | 0.651 | 0.666 |
| 21. | 0.484 | 0.630 | 0.973 | 1.18 | 3.51 | 0.902 | 0.898 | 0.582 | 0.570 | 0.650 | 0.479 | 0.529 | 0.608 | 0.555 |
| 22. | 0.506 | 0.609 | 1.05 | 1.19 | 2.96 | 0.865 | 1.01 | 0.796 | 0.650 | 0.538 | 0.513 | 0.540 | 0.629 | 0.660 |
| 23. | 0.544 | 0.651 | 0.997 | 1.14 | 2.74 | 0.853 | 0.945 | 0.754 | 0.873 | 0.474 | 0.494 | 0.533 | 0.607 | 0.614 |
| 24. | 0.585 | 0.693 | 0.852 | 1.25 | 2.50 | 1.32 | 0.857 | 0.728 | 0.710 | 0.423 | 0.508 | 0.544 | 0.670 | 0.612 |
| 25. | 0.557 | 0.762 | 0.780 | 1.86 | 2.42 | 0.925 | 0.921 | 0.699 | 0.696 | 0.410 | 0.556 | 0.555 | 0.648 | 0.588 |
| 26. | 0.563 | 0.930 | 0.780 | 1.80 | 2.34 | 0.889 | 1.01 | 0.712 | 0.916 | 0.389 | 0.548 | 0.566 | 0.648 | 0.522 |
| 27. | 0.535 | 1.23 | 0.780 | 1.61 | 2.26 | 0.853 | 0.824 | 0.725 | 0.729 | 0.368 | 0.359 | 0.790 | 0.626 | 0.604 |
| 28. | 0.558 | 1.00 | 0.765 | 1.55 | 2.22 | 0.840 | 0.784 | 0.761 | 0.957 | 0.425 | 0.329 | 0.875 | 0.668 | 0.665 |
| 29. | 0.564 | 0.905 | 0.996 | 1.46 | 2.18 | 0.850 | 0.745 | 0.785 | 0.993 | 0.386 | 0.333 | 0.703 | 0.828 | 0.683 |
| 30. | 0.570 | 0.833 | 1.74 | | 2.18 | 1.21 | 0.769 | 0.771 | 0.797 | 0.351 | 0.347 | 0.652 | 0.626 | 0.618 |
| 31. | | 0.809 | 1.42 | | 2.11 | | 0.730 | | 0.669 | 0.338 | | 0.707 | | 0.594 |

## Hauptwerte

| | 1999 Nov | 1999 Dez | 2000 Jan | Feb | Mrz | Apr | Mai | Jun | Jul | Aug | Sep | Okt | Nov | Dez |
|---|---|---|---|---|---|---|---|---|---|---|---|---|---|---|
| Tag | 16. | 5. | 15. | 12. | 2. | 28. | 31. | 13. | 21. | 31. | 15. | 1. | 23. | 26. |
| NQ | 0.441 | 0.563 | 0.689 | 0.936 | 1.41 | 0.840 | 0.730 | 0.422 | 0.570 | 0.338 | 0.307 | 0.340 | 0.607 | 0.522 |
| MQ | 0.512 | 0.756 | 0.861 | 1.23 | 2.70 | 1.19 | 0.842 | 0.622 | 0.811 | 0.551 | 0.430 | 0.504 | 0.650 | 0.666 |
| HQ | 0.682 | 1.32 | 2.12 | 1.96 | 6.08 | 1.89 | 1.12 | 0.863 | 1.95 | 1.50 | 0.752 | 0.875 | 1.02 | 1.23 |
| Tag | 1. | 8. | 30. | 14. | 19. | 24. | 26. | 22. | 5. | 19. | 4. | 28. | 29. | 16. |
| $h_N$ mm | 21 | 64 | 48 | 56 | 97 | 43 | 40 | 37 | 83 | 59 | 40 | 31 | 30 | 41 |
| $h_A$ mm | 4 | 6 | 6 | 9 | 20 | 9 | 6 | 4 | 6 | 4 | 3 | 4 | 5 | 5 |
| | 1964/1999 | | 1965/2000 36 Jahre | | | | | | | | | | | |
| Jahr | 1976 | 1976 | 1977 | 1986 | 1977 | 1984 | 1976 | 1976 | 1995 | 1968 | 1995 | 1975 | 1976 | 1976 |
| NQ | 0.380 | 0.150 | 0.260 | 0.570 | 0.580 | 0.520 | 0.190 | 0.160 | 0.155 | 0.170 | 0.160 | 0.290 | 0.380 | 0.150 |
| MNQ | 0.894 | 1.07 | 1.23 | 1.36 | 1.53 | 1.31 | 0.966 | 0.707 | 0.629 | 0.647 | 0.589 | 0.744 | 0.893 | 1.06 |
| MQ | 1.34 | 2.01 | 2.35 | 2.51 | 3.06 | 2.24 | 1.41 | 1.31 | 1.03 | 1.06 | 0.937 | 1.02 | 1.33 | 2.01 |
| MHQ | 2.86 | 4.88 | 5.83 | 5.79 | 7.67 | 5.06 | 3.32 | 3.36 | 2.20 | 2.46 | 1.90 | 2.07 | 2.85 | 4.87 |
| HQ | 10.7 | 16.2 | 20.4 | 28.7 | 23.5 | 19.7 | 10.5 | 16.5 | 6.47 | 7.71 | 4.00 | 9.74 | 10.7 | 16.2 |
| Jahr | 1998 | 1993 | 1968 | 1970 | 1981 | 1994 | 1965 | 1981 | 1988 | 1981 | 1982 | 1998 | 1998 | 1993 |
| $Mh_N$ mm | 51 | 58 | 50 | 38 | 52 | 48 | 58 | 73 | 62 | 62 | 49 | 49 | 50 | 58 |
| $Mh_A$ mm | 10 | 15 | 17 | 17 | 23 | 16 | 10 | 9 | 8 | 8 | 7 | 8 | 10 | 15 |

| | | Abflußjahr (*) 2000 Jahr | Datum | Winter | Sommer | Kalenderjahr 2000 Jahr | Datum |
|---|---|---|---|---|---|---|---|
| NQ | $m^3/s$ | 0.307 | am 15.09.2000 | 0.441 | 0.307 | 0.307 | am 15.09.2000 |
| MQ | $m^3/s$ | 0.918 | | 1.21 | 0.628 | 0.921 | |
| HQ | $m^3/s$ | 6.08 | am 19.03.2000 bei W= 222 cm | 6.08 | 1.95 | 6.08 | am 19.03.2000 bei W= 222 cm |
| Nq | $l/(s km^2)$ | 0.853 | | 1.23 | 0.853 | 0.853 | |
| Mq | $l/(s km^2)$ | 2.55 | | 3.36 | 1.74 | 2.56 | |
| Hq | $l/(s km^2)$ | 16.9 | | 16.9 | 5.42 | 16.9 | |
| $h_N$ | mm | 619 | | 329 | 290 | 605 | |
| $h_A$ | mm | 81 | | 53 | 28 | 81 | |
| | | 1965/2000 (*) 36 Jahre | | | | 1965/2000 | |
| NQ | $m^3/s$ | 0.150 | am 15.12.1976 | 0.150 | 0.155 | 0.150 | am 15.12.1976 |
| MNQ | $m^3/s$ | 0.434 | | 0.767 | 0.472 | 0.458 | |
| MQ | $m^3/s$ | 1.69 | | 2.25 | 1.13 | 1.68 | |
| MHQ | $m^3/s$ | 11.2 | | 10.6 | 5.02 | 11.5 | |
| HQ | $m^3/s$ | 28.7 | am 24.02.1970 bei W= 336 cm | 28.7 | 16.5 | 28.7 | am 24.02.1970 bei W= 336 cm |
| $HQ_1$ | $m^3/s$ | | | | | | |
| $HQ_5$ | $m^3/s$ | | | | | | |
| MNq | $l/(s km^2)$ | 1.21 | | 2.13 | 1.31 | 1.27 | |
| Mq | $l/(s km^2)$ | 4.69 | | 6.25 | 3.14 | 4.67 | |
| MHq | $l/(s km^2)$ | 31.1 | | 29.4 | 13.9 | 31.9 | |
| $Mh_N$ | mm | 651 | | 296 | 354 | 651 | |
| $Mh_A$ | mm | 148 | | 98 | 50 | 148 | |

## Extremwerte

| | Niedrigwasser $m^3/s$ | $l/(s km^2)$ | Datum | Hochwasser $m^3/s$ | $l/(s km^2)$ | cm | Datum |
|---|---|---|---|---|---|---|---|
| 1 | 0.150 | 0.417 | 15.12.1976 | 28.7 | 79.7 | 336 | 24.02.1970 |
| 2 | 0.155 | 0.431 | 25.07.1995 | 23.5 | 65.3 | 318 | 13.03.1981 |
| 3 | 0.170 | 0.472 | 04.08.1968 | 22.0 | 61.1 | 302 | 20.03.1970 |
| 4 | 0.250 | 0.694 | 28.06.1969 | 21.8 | 60.6 | 291 | 20.03.1994 |
| 5 | 0.260 | 0.722 | 17.06.1978 | 20.6 | 57.2 | 297 | 06.03.1979 |
| 6 | 0.283 | 0.786 | 19.07.1986 | 20.4 | 56.7 | 321 | 17.01.1968 |
| 7 | 0.290 | 0.806 | 17.10.1975 | 19.7 | 54.7 | 283 | 15.04.1994 |
| 8 | 0.293 | 0.814 | 28.06.1996 | 19.6 | 54.4 | 277 | 24.03.1988 |
| 9 | 0.307 | 0.853 | 15.09.2000 | 17.9 | 49.7 | 285 | 04.01.1994 |
| 10 | 0.328 | 0.911 | 18.06.1994 | 17.2 | 47.8 | 279 | 02.01.1987 |

## Dauertabelle

Unterschrittene Abflüsse $m^3/s$

| Unterschreitungsdauer in Tagen | Abfluß-jahr (*) 2000 | Kalenderjahr 2000 | 1965/2000 36 Kalenderjahre Obere Hüllwerte | Mittlere Werte | Untere Hüllwerte |
|---|---|---|---|---|---|
| (365) | 5.67 | 5.67 | | | |
| 364 | 4.35 | 4.35 | 28.7 | 14.6 | 3.08 |
| 363 | 4.35 | 4.35 | 25.7 | 12.1 | 2.66 |
| 362 | 4.35 | 4.35 | 22.5 | 9.82 | 2.54 |
| 361 | 3.58 | 3.58 | 22.0 | 8.57 | 2.52 |
| 360 | 3.53 | 3.53 | 19.6 | 7.85 | 2.33 |
| 359 | 3.51 | 3.51 | 18.7 | 7.44 | 2.30 |
| 358 | 3.30 | 3.30 | 18.5 | 6.97 | 2.15 |
| 357 | 3.16 | 3.16 | 16.6 | 6.64 | 2.00 |
| 356 | 3.07 | 3.07 | 15.9 | 6.29 | 1.95 |
| 350 | 2.50 | 2.50 | 13.7 | 5.14 | 1.82 |
| 340 | 1.86 | 1.86 | 8.47 | 4.01 | 1.53 |
| 330 | 1.58 | 1.58 | 6.84 | 3.34 | 1.29 |
| 320 | 1.43 | 1.43 | 6.24 | 2.86 | 1.13 |
| 300 | 1.18 | 1.15 | 5.21 | 2.30 | 1.05 |
| 270 | 0.983 | 0.971 | 3.89 | 1.81 | 0.950 |
| 240 | 0.855 | 0.844 | 3.08 | 1.52 | 0.780 |
| 210 | 0.787 | 0.777 | 2.74 | 1.30 | 0.680 |
| 183 | 0.753 | 0.729 | 2.59 | 1.15 | 0.610 |
| 150 | 0.677 | 0.666 | 2.35 | 1.01 | 0.520 |
| 130 | 0.609 | 0.639 | 2.22 | 0.937 | 0.470 |
| 120 | 0.585 | 0.626 | 2.11 | 0.901 | 0.440 |
| 110 | 0.570 | 0.613 | 2.04 | 0.861 | 0.430 |
| 100 | 0.555 | 0.606 | 1.99 | 0.824 | 0.420 |
| 90 | 0.535 | 0.580 | 1.96 | 0.791 | 0.410 |
| 80 | 0.513 | 0.556 | 1.90 | 0.749 | 0.400 |
| 70 | 0.496 | 0.529 | 1.83 | 0.706 | 0.390 |
| 60 | 0.481 | 0.508 | 1.74 | 0.670 | 0.370 |
| 50 | 0.466 | 0.476 | 1.64 | 0.624 | 0.242 |
| 40 | 0.450 | 0.455 | 1.56 | 0.584 | 0.201 |
| 30 | 0.423 | 0.423 | 1.51 | 0.535 | 0.190 |
| 25 | 0.406 | 0.406 | 1.44 | 0.510 | 0.188 |
| 20 | 0.375 | 0.375 | 1.41 | 0.482 | 0.185 |
| 15 | 0.364 | 0.364 | 1.37 | 0.451 | 0.180 |
| 10 | 0.351 | 0.351 | 1.31 | 0.418 | 0.177 |
| 9 | 0.341 | 0.341 | 1.31 | 0.411 | 0.174 |
| 8 | 0.340 | 0.340 | 1.27 | 0.398 | 0.174 |
| 7 | 0.340 | 0.340 | 1.27 | 0.386 | 0.174 |
| 6 | 0.340 | 0.340 | 1.27 | 0.372 | 0.166 |
| 5 | 0.334 | 0.334 | 1.27 | 0.359 | 0.162 |
| 4 | 0.333 | 0.333 | 1.24 | 0.337 | 0.160 |
| 3 | 0.332 | 0.332 | 1.24 | 0.303 | 0.158 |
| 2 | 0.329 | 0.329 | 1.24 | 0.260 | 0.158 |
| 1 | 0.327 | 0.327 | 1.19 | 0.189 | 0.158 |
| 0 | 0.307 | 0.307 | 1.16 | 0.150 | 0.150 |

(*) Abflußjahr: 1.11. des Vorjahres bis 31.10.

Repräsentativ für die Hydrologische Landschaft Börde

$A_{Eo}$ : 180 $km^2$

PNP : NN + 51.06 m

Lage: 31.7 km oberhalb der Mündung rechts

Q $m^3/s$

Pegel : Aligse Nr. 4854112

Gewässer : Burgdorfer Aue

Gebiet : Aller

## Tageswerte

| Tag | 1999 Nov | 1999 Dez | 2000 Jan | Feb | Mrz | Apr | Mai | Jun | Jul | Aug | Sep | Okt | Nov | Dez |
|---|---|---|---|---|---|---|---|---|---|---|---|---|---|---|
| 1. | 0.211 | 0.260 | 0.503 | 2.15 | 1.93 | 1.47 | 0.696 | 0.283 | 0.211 | 0.194 | 0.293 | 0.225 | 0.276 | 0.294 |
| 2. | 0.210 | 0.261 | 0.453 | 1.66 | 1.69 | 1.32 | 0.626 | 0.258 | 0.212 | 0.359 | 0.319 | 0.224 | 0.276 | 0.342 |
| 3. | 0.210 | 0.309 | 0.455 | 1.27 | 2.41 | 1.22 | 0.627 | 0.271 | 0.306 | 0.339 | 0.366 | 0.244 | 0.236 | 0.278 |
| 4. | 0.193 | 0.310 | 0.594 | 1.03 | 3.17 | 1.32 | 0.627 | 0.301 | 0.462 | 0.209 | 0.305 | 0.223 | 0.257 | 0.258 |
| 5. | 0.193 | 0.265 | 0.998 | 1.03 | 2.06 | 1.27 | 0.565 | 0.330 | 0.327 | 0.190 | 0.243 | 0.242 | 0.237 | 0.284 |
| 6. | 0.192 | 0.266 | 0.837 | 0.894 | 1.46 | 0.983 | 0.538 | 0.384 | 0.253 | 0.177 | 0.286 | 0.262 | 0.237 | 0.287 |
| 7. | 0.207 | 0.409 | 0.703 | 0.890 | 1.36 | 0.900 | 0.484 | 0.298 | 0.236 | 0.188 | 0.438 | 0.261 | 0.338 | 0.290 |
| 8. | 0.206 | 1.06 | 0.603 | 0.921 | 1.75 | 0.831 | 0.484 | 0.308 | 0.237 | 0.187 | 0.306 | 0.260 | 0.298 | 0.340 |
| 9. | 0.190 | 0.460 | 0.518 | 0.966 | 5.19 | 0.796 | 0.477 | 0.292 | 0.200 | 0.204 | 0.241 | 0.239 | 0.238 | 0.320 |
| 10. | 0.174 | 0.390 | 0.467 | 0.884 | 6.25 | 0.796 | 0.470 | 0.259 | 0.239 | 0.221 | 0.261 | 0.299 | 0.258 | 0.299 |
| 11. | 0.236 | 0.368 | 0.469 | 0.884 | 5.96 | 0.797 | 0.464 | 0.295 | 0.240 | 0.273 | 0.239 | 0.298 | 0.238 | 0.351 |
| 12. | 0.176 | 0.738 | 0.471 | 0.781 | 5.57 | 0.832 | 0.405 | 0.244 | 0.241 | 0.201 | 0.260 | 0.277 | 0.239 | 0.379 |
| 13. | 0.176 | 0.740 | 0.472 | 1.01 | 4.56 | 0.797 | 0.373 | 0.246 | 0.203 | 0.200 | 0.222 | 0.296 | 0.219 | 0.382 |
| 14. | 0.193 | 0.614 | 0.447 | 1.30 | 4.45 | 0.762 | 0.393 | 0.264 | 0.281 | 0.199 | 0.222 | 0.275 | 0.239 | 0.405 |
| 15. | 0.194 | 0.584 | 0.422 | 1.51 | 6.97 | 0.798 | 0.387 | 0.300 | 0.263 | 0.180 | 0.221 | 0.235 | 0.239 | 0.452 |
| 16. | 0.179 | 0.473 | 0.370 | 1.57 | 5.57 | 0.728 | 0.430 | 0.301 | 0.206 | 0.214 | 0.385 | 0.234 | 0.240 | 0.523 |
| 17. | 0.180 | 0.450 | 0.398 | 1.16 | 4.45 | 0.693 | 0.399 | 0.268 | 0.207 | 0.385 | 0.320 | 0.253 | 0.260 | 0.375 |
| 18. | 0.197 | 0.477 | 0.508 | 0.886 | 5.70 | 0.623 | 0.416 | 0.251 | 0.181 | 0.257 | 0.255 | 0.272 | 0.281 | 0.325 |
| 19. | 0.246 | 0.405 | 0.591 | 0.921 | 7.26 | 0.799 | 0.457 | 0.252 | 0.181 | 0.450 | 0.233 | 0.272 | 0.220 | 0.347 |
| 20. | 0.231 | 0.357 | 0.593 | 1.02 | 4.94 | 0.764 | 0.449 | 0.289 | 0.180 | 0.357 | 0.218 | 0.253 | 0.261 | 0.321 |
| 21. | 0.216 | 0.383 | 0.996 | 1.11 | 3.74 | 0.659 | 0.350 | 0.326 | 0.179 | 0.269 | 0.202 | 0.253 | 0.241 | 0.320 |
| 22. | 0.217 | 0.410 | 1.78 | 1.16 | 3.18 | 0.535 | 0.434 | 0.547 | 0.178 | 0.255 | 0.201 | 0.233 | 0.244 | 0.294 |
| 23. | 0.250 | 0.362 | 2.16 | 1.35 | 2.77 | 0.562 | 0.382 | 0.329 | 0.177 | 0.259 | 0.201 | 0.234 | 0.268 | 0.316 |
| 24. | 0.274 | 0.363 | 1.10 | 1.46 | 2.28 | 0.765 | 0.397 | 0.330 | 0.176 | 0.224 | 0.215 | 0.294 | 0.250 | 0.315 |
| 25. | 0.275 | 0.415 | 0.781 | 3.31 | 2.21 | 0.695 | 0.434 | 0.277 | 0.239 | 0.247 | 0.271 | 0.254 | 0.232 | 0.290 |
| 26. | 0.277 | 0.641 | 0.677 | 3.85 | 2.28 | 0.625 | 0.404 | 0.206 | 0.238 | 0.251 | 0.333 | 0.274 | 0.235 | 0.265 |
| 27. | 0.255 | 1.64 | 0.607 | 2.55 | 1.94 | 0.563 | 0.355 | 0.243 | 0.218 | 0.214 | 0.311 | 0.314 | 0.238 | 0.263 |
| 28. | 0.240 | 0.927 | 0.577 | 1.99 | 1.70 | 0.563 | 0.328 | 0.226 | 0.440 | 0.318 | 0.248 | 0.414 | 0.349 | 0.331 |
| 29. | 0.241 | 0.715 | 0.958 | 1.81 | 1.76 | 0.564 | 0.321 | 0.209 | 0.346 | 0.282 | 0.226 | 0.315 | 0.353 | 0.329 |
| 30. | 0.259 | 0.584 | 2.94 | | 1.82 | 1.28 | 0.375 | 0.228 | 0.215 | 0.265 | 0.226 | 0.235 | 0.291 | 0.282 |
| 31. | | 0.552 | 2.80 | | 1.65 | | 0.328 | | 0.183 | 0.290 | | 0.236 | | 0.280 |

## Hauptwerte

| | 1999 Nov | 1999 Dez | 2000 Jan | Feb | Mrz | Apr | Mai | Jun | Jul | Aug | Sep | Okt | Nov | Dez |
|---|---|---|---|---|---|---|---|---|---|---|---|---|---|---|
| Tag | 10. | 1. | 16. | 12. | 7. | 22. | 29. | 26. | 24. | 6. | 22.+ | 4. | 13. | 4. |
| NQ | 0.174 | 0.260 | 0.370 | 0.781 | 1.36 | 0.535 | 0.321 | 0.206 | 0.176 | 0.177 | 0.201 | 0.223 | 0.219 | 0.258 |
| MQ | 0.217 | 0.522 | 0.847 | 1.43 | 3.48 | 0.844 | 0.448 | 0.287 | 0.240 | 0.253 | 0.269 | 0.265 | 0.260 | 0.327 |
| HQ | 0.428 | 2.00 | 3.43 | 5.18 | 8.28 | 2.36 | 0.837 | 1.14 | 1.67 | 1.14 | 1.07 | 0.584 | 0.577 | 0.655 |
| Tag | 11. | 27. | 30. | 25. | 9. | 30. | 1. | 22. | 3. | 18. | 16. | 28. | 28. | 15. |
| $h_N$ mm | 21 | 80 | 48 | 61 | 95 | 37 | 27 | 36 | 77 | 63 | 62 | 34 | 31 | 42 |
| $h_A$ mm | 3 | 8 | 13 | 20 | 52 | 12 | 7 | 4 | 4 | 4 | 4 | 4 | 4 | 5 |

| | 1984/1999 | | 1985/2000 | | | | | | | | | | | |
|---|---|---|---|---|---|---|---|---|---|---|---|---|---|---|
| | | | 16 Jahre | | | | | | | | | | | |
| Jahr | 1999 | 1999 | 1996 | 1996 | 1998 | 1996 | 1992 | 2000 | 1989 | 1996 | 1996 | 1999 | 1999 | 2000 |
| NQ | 0.174 | 0.260 | 0.257 | 0.163 | 0.274 | 0.316 | 0.223 | 0.206 | 0.141 | 0.133 | 0.197 | 0.181 | 0.174 | 0.258 |
| MNQ | 0.486 | 0.496 | 0.739 | 0.766 | 0.984 | 0.605 | 0.372 | 0.367 | 0.264 | 0.259 | 0.309 | 0.359 | 0.469 | 0.458 |
| MQ | 1.05 | 1.67 | 2.15 | 1.97 | 2.49 | 1.33 | 0.690 | 0.707 | 0.659 | 0.416 | 0.486 | 0.657 | 0.981 | 1.59 |
| MHQ | 3.63 | 6.62 | 7.29 | 6.95 | 9.34 | 4.32 | 2.86 | 3.11 | 2.62 | 2.08 | 1.93 | 3.06 | 3.27 | 6.39 |
| HQ | 16.1 | 21.5 | 19.3 | 16.7 | 18.4 | 15.3 | 11.2 | 7.07 | 6.45 | 4.14 | 3.01 | 23.9 | 16.1 | 21.5 |
| Jahr | 1998 | 1986 | 1987 | 1987 | 1994 | 1994 | 1997 | 1986 | 1985 | 1985 | 1990+ | 1998 | 1998 | 1986 |
| $Mh_N$ mm | 55 | 69 | 58 | 46 | 60 | 46 | 41 | 66 | 63 | 69 | 59 | 52 | 54 | 70 |
| $Mh_A$ mm | 15 | 25 | 32 | 27 | 37 | 19 | 10 | 10 | 10 | 6 | 7 | 10 | 14 | 24 |

| | Abflußjahr (*) 2000 Jahr | Datum | Winter | Sommer | Kalenderjahr 2000 Jahr | Datum |
|---|---|---|---|---|---|---|
| NQ $m^3/s$ | 0.174 | am 10.11.1999 | 0.174 | 0.176 | 0.176 | am 24.07.2000 |
| MQ $m^3/s$ | 0.759 | | 1.23 | 0.294 | 0.746 | |
| HQ $m^3/s$ | 8.28 | am 09.03.2000 bei W= 166 cm | 8.28 | 1.67 | 8.28 | am 09.03.2000 bei W= 166 cm |
| Nq $l/(s km^2)$ | 0.967 | | 0.967 | 0.978 | 0.978 | |
| Mq $l/(s km^2)$ | 4.22 | | 6.83 | 1.63 | 4.14 | |
| Hq $l/(s km^2)$ | 46.0 | | 46.0 | 9.28 | 46.0 | |
| $h_N$ mm | 641 | | 342 | 299 | 613 | |
| $h_A$ mm | 133 | | 107 | 26 | 131 | |
| | 1985/2000 (*) 16 Jahre | | | | 1985/2000 | |
| NQ $m^3/s$ | 0.133 | am 19.08.1996 | 0.163 | 0.133 | 0.133 | am 19.08.1996 |
| MNQ $m^3/s$ | 0.213 | | 0.369 | 0.214 | 0.213 | |
| MQ $m^3/s$ | 1.19 | | 1.78 | 0.603 | 1.17 | |
| MHQ $m^3/s$ | 13.7 | | 12.8 | 5.76 | 14.2 | |
| HQ $m^3/s$ | 23.9 | am 28.10.1998 bei W= 228 cm | 21.5 | 23.9 | 23.9 | am 28.10.1998 bei W= 228 cm |
| $HQ_1$ $m^3/s$ | | | | | | |
| $HQ_5$ $m^3/s$ | | | | | | |
| MNq $l/(s km^2)$ | 1.18 | | 2.05 | 1.19 | 1.18 | |
| Mq $l/(s km^2)$ | 6.61 | | 9.89 | 3.35 | 6.50 | |
| MHq $l/(s km^2)$ | 76.1 | | 71.1 | 32.0 | 78.9 | |
| $Mh_N$ mm | 684 | | 334 | 350 | 683 | |
| $Mh_A$ mm | 209 | | 156 | 53 | 206 | |

## Extremwerte

| | Niedrigwasser $m^3/s$ | $l/(s km^2)$ | Datum | Hochwasser $m^3/s$ | $l/(s km^2)$ | cm | Datum |
|---|---|---|---|---|---|---|---|
| 1 | 0.133 | 0.739 | 19.08.1996 | 23.9 | 133 | 228 | 28.10.1998 |
| 2 | 0.141 | 0.783 | 18.07.1989 | 21.5 | 119 | 210 | 31.12.1986 |
| 3 | 0.146 | 0.811 | 10.07.1994 | 18.4 | 102 | 201 | 19.03.1994 |
| 4 | 0.148 | 0.822 | 20.07.1986 | 16.8 | 93.3 | 198 | 23.03.1988 |
| 5 | 0.163 | 0.906 | 19.08.1995 | 16.7 | 92.8 | 198 | 09.02.1987 |
| 6 | 0.174 | 0.967 | 10.11.1999 | 16.1 | 89.4 | 195 | 03.03.1999 |
| 7 | 0.176 | 0.978 | 24.07.2000 | 16.1 | 89.4 | 197 | 27.03.1995 |
| 8 | 0.188 | 1.04 | 06.08.1988 | 15.3 | 85.0 | 196 | 14.04.1994 |
| 9 | 0.215 | 1.19 | 19.07.1992 | 15.3 | 85.0 | 198 | 28.01.1994 |
| 10 | 0.221 | 1.23 | 09.06.1991 | 14.0 | 77.8 | 189 | 26.02.1997 |

## Dauertabelle

Unterschrittene Abflüsse $m^3/s$

| Unterschreitungsdauer in Tagen | Abfluß-jahr (*) 2000 | Kalenderjahr 2000 | 1985/2000 16 Kalenderjahre Obere Hüllwerte | Mittlere Werte | Untere Hüllwerte |
|---|---|---|---|---|---|
| (365) | 7.26 | 7.26 | | | |
| 364 | 6.97 | 6.97 | 20.0 | 11.8 | 4.99 |
| 363 | 6.25 | 6.25 | 17.5 | 9.70 | 4.86 |
| 362 | 5.96 | 5.96 | 13.4 | 8.28 | 3.53 |
| 361 | 5.70 | 5.70 | 12.5 | 7.47 | 3.31 |
| 360 | 5.70 | 5.70 | 12.3 | 6.86 | 3.22 |
| 359 | 5.70 | 5.70 | 12.0 | 6.33 | 3.18 |
| 358 | 5.19 | 5.19 | 12.0 | 6.01 | 2.81 |
| 357 | 4.94 | 4.94 | 12.0 | 5.66 | 2.63 |
| 356 | 4.56 | 4.56 | 10.4 | 5.35 | 2.61 |
| 350 | 3.18 | 3.18 | 8.04 | 4.44 | 2.17 |
| 340 | 2.16 | 2.16 | 6.12 | 3.54 | 1.64 |
| 330 | 1.75 | 1.75 | 4.99 | 2.90 | 1.31 |
| 320 | 1.47 | 1.36 | 4.15 | 2.44 | 1.15 |
| 300 | 0.996 | 0.966 | 3.09 | 1.76 | 0.852 |
| 270 | 0.715 | 0.659 | 2.30 | 1.16 | 0.659 |
| 240 | 0.535 | 0.469 | 1.65 | 0.851 | 0.469 |
| 210 | 0.416 | 0.384 | 1.31 | 0.689 | 0.384 |
| 183 | 0.359 | 0.329 | 1.11 | 0.599 | 0.329 |
| 150 | 0.296 | 0.295 | 0.905 | 0.513 | 0.295 |
| 130 | 0.273 | 0.277 | 0.811 | 0.473 | 0.277 |
| 120 | 0.262 | 0.269 | 0.789 | 0.452 | 0.269 |
| 110 | 0.258 | 0.262 | 0.702 | 0.435 | 0.262 |
| 100 | 0.252 | 0.258 | 0.660 | 0.418 | 0.258 |
| 90 | 0.244 | 0.252 | 0.635 | 0.402 | 0.251 |
| 80 | 0.240 | 0.242 | 0.604 | 0.384 | 0.242 |
| 70 | 0.235 | 0.240 | 0.562 | 0.364 | 0.237 |
| 60 | 0.225 | 0.237 | 0.535 | 0.343 | 0.227 |
| 50 | 0.216 | 0.232 | 0.519 | 0.323 | 0.220 |
| 40 | 0.210 | 0.223 | 0.511 | 0.300 | 0.218 |
| 30 | 0.202 | 0.215 | 0.505 | 0.276 | 0.211 |
| 25 | 0.197 | 0.207 | 0.501 | 0.262 | 0.206 |
| 20 | 0.194 | 0.202 | 0.493 | 0.251 | 0.200 |
| 15 | 0.187 | 0.201 | 0.483 | 0.239 | 0.194 |
| 10 | 0.181 | 0.187 | 0.474 | 0.221 | 0.178 |
| 9 | 0.181 | 0.183 | 0.472 | 0.218 | 0.178 |
| 8 | 0.180 | 0.183 | 0.469 | 0.216 | 0.169 |
| 7 | 0.180 | 0.183 | 0.469 | 0.212 | 0.160 |
| 6 | 0.178 | 0.181 | 0.469 | 0.208 | 0.155 |
| 5 | 0.178 | 0.181 | 0.462 | 0.202 | 0.154 |
| 4 | 0.178 | 0.179 | 0.458 | 0.199 | 0.152 |
| 3 | 0.177 | 0.178 | 0.457 | 0.191 | 0.149 |
| 2 | 0.177 | 0.178 | 0.452 | 0.182 | 0.146 |
| 1 | 0.177 | 0.178 | 0.448 | 0.176 | 0.143 |
| 0 | 0.174 | 0.176 | 0.437 | 0.133 | 0.133 |

(*) Abflußjahr: 1.11. des Vorjahres bis 31.10.

Repräsentativ für die Hydrologische Landschaft Weser- Aller-Geest

$A_{Eo}$ : 738 $km^2$

PNP : NN + 40.05 m

Lage: 13.6 km oberhalb der Mündung links

Q $m^3/s$

Pegel : Feuerschützenbostel Nr. 4869108

Gewässer : Örtze

Gebiet : Aller

## Tageswerte

| Tag | 1999 Nov | 1999 Dez | 2000 Jan | Feb | Mrz | Apr | Mai | Jun | Jul | Aug | Sep | Okt | Nov | Dez |
|---|---|---|---|---|---|---|---|---|---|---|---|---|---|---|
| 1. | 4.17 | 4.04 | 6.22 | 11.3 | 7.94 | 7.14 | 5.24 | 4.02 | 3.48 | 4.91 | 3.25 | 4.13 | 4.15 | 4.35 |
| 2. | 4.07 | 4.56 | 6.23 | 9.61 | 7.71 | 7.03 | 5.23 | 3.90 | 3.37 | 5.69 | 3.65 | 4.24 | 4.15 | 4.35 |
| 3. | 4.07 | 5.32 | 6.12 | 8.79 | 9.49 | 6.93 | 5.11 | 3.79 | 3.26 | 6.85 | 4.04 | 4.34 | 4.15 | 4.35 |
| 4. | 3.96 | 6.33 | 6.48 | 7.85 | 14.0 | 6.70 | 4.98 | 3.68 | 3.46 | 5.68 | 4.03 | 4.12 | 4.14 | 4.24 |
| 5. | 3.95 | 5.52 | 7.19 | 7.97 | 14.9 | 6.83 | 4.85 | 3.68 | 3.78 | 5.10 | 4.02 | 4.02 | 4.14 | 4.23 |
| 6. | 4.06 | 5.28 | 6.50 | 7.86 | 11.4 | 6.37 | 4.84 | 3.78 | 3.67 | 4.76 | 3.92 | 4.01 | 4.14 | 4.13 |
| 7. | 3.95 | 7.32 | 6.40 | 7.50 | 10.4 | 6.26 | 4.61 | 3.78 | 3.55 | 4.43 | 4.33 | 4.01 | 4.35 | 4.13 |
| 8. | 4.06 | 8.84 | 6.17 | 7.63 | 11.2 | 6.27 | 4.38 | 3.67 | 3.44 | 4.31 | 4.32 | 4.11 | 4.34 | 4.13 |
| 9. | 3.95 | 7.93 | 5.95 | 8.46 | 15.3 | 6.17 | 4.37 | 3.67 | 3.44 | 4.41 | 4.10 | 4.00 | 4.23 | 4.13 |
| 10. | 4.05 | 6.69 | 5.73 | 8.82 | 20.9 | 6.06 | 4.36 | 3.55 | 3.43 | 4.30 | 4.20 | 4.32 | 4.02 | 4.23 |
| 11. | 3.93 | 6.13 | 5.62 | 8.82 | 20.3 | 6.07 | 4.24 | 3.45 | 3.75 | 4.29 | 3.99 | 4.53 | 4.02 | 4.54 |
| 12. | 3.92 | 7.75 | 5.52 | 8.11 | 17.3 | 6.09 | 4.12 | 3.34 | 3.74 | 4.18 | 3.88 | 4.85 | 4.01 | 5.30 |
| 13. | 3.91 | 10.0 | 5.42 | 7.88 | 15.1 | 6.34 | 4.00 | 3.34 | 3.63 | 4.07 | 3.78 | 4.52 | 4.01 | 6.42 |
| 14. | 3.90 | 11.7 | 5.43 | 8.12 | 12.7 | 6.36 | 3.99 | 3.23 | 3.73 | 3.96 | 3.78 | 4.31 | 4.00 | 5.97 |
| 15. | 3.89 | 11.7 | 5.32 | 7.77 | 13.8 | 6.25 | 3.87 | 3.54 | 4.04 | 3.85 | 3.77 | 4.09 | 4.00 | 5.52 |
| 16. | 3.79 | 10.5 | 5.22 | 8.13 | 15.3 | 6.26 | 3.87 | 3.54 | 3.82 | 3.75 | 3.77 | 4.09 | 4.00 | 6.30 |
| 17. | 3.87 | 7.83 | 5.46 | 8.49 | 13.7 | 6.27 | 3.86 | 3.44 | 3.61 | 3.74 | 3.97 | 3.98 | 3.99 | 6.63 |
| 18. | 3.97 | 7.74 | 5.58 | 7.90 | 11.6 | 6.17 | 3.85 | 3.33 | 3.60 | 3.73 | 3.96 | 3.98 | 4.09 | 5.96 |
| 19. | 4.06 | 7.40 | 5.59 | 8.38 | 11.1 | 6.18 | 3.84 | 3.22 | 3.49 | 3.73 | 3.96 | 3.98 | 4.19 | 5.40 |
| 20. | 4.47 | 6.85 | 5.37 | 9.21 | 10.3 | 6.41 | 3.95 | 3.12 | 3.49 | 3.72 | 3.76 | 4.08 | 4.09 | 5.06 |
| 21. | 4.46 | 6.40 | 6.08 | 8.74 | 9.32 | 6.16 | 4.16 | 3.01 | 3.48 | 3.72 | 3.76 | 4.08 | 4.19 | 4.74 |
| 22. | 4.23 | 6.19 | 6.21 | 7.91 | 8.85 | 5.91 | 4.05 | 3.32 | 3.37 | 3.91 | 3.66 | 4.07 | 4.08 | 4.63 |
| 23. | 4.12 | 6.08 | 6.45 | 7.68 | 8.37 | 5.79 | 4.04 | 3.41 | 3.47 | 4.01 | 3.56 | 3.97 | 4.18 | 4.42 |
| 24. | 4.01 | 6.45 | 5.87 | 7.33 | 7.90 | 6.01 | 4.04 | 3.51 | 3.46 | 3.70 | 3.56 | 4.07 | 4.28 | 4.32 |
| 25. | 4.00 | 6.93 | 5.54 | 7.80 | 8.02 | 6.24 | 4.81 | 3.62 | 4.09 | 3.59 | 3.55 | 4.28 | 4.27 | 4.32 |
| 26. | 3.99 | 7.99 | 5.32 | 7.93 | 8.15 | 5.88 | 5.27 | 3.61 | 4.84 | 3.49 | 3.94 | 4.27 | 4.17 | 4.32 |
| 27. | 3.98 | 9.28 | 5.90 | 7.34 | 8.39 | 5.63 | 4.58 | 3.61 | 4.39 | 3.48 | 4.36 | 4.27 | 4.06 | 4.32 |
| 28. | 3.97 | 8.74 | 6.27 | 6.98 | 7.80 | 5.50 | 4.36 | 3.49 | 4.83 | 3.37 | 5.44 | 4.48 | 4.16 | 4.31 |
| 29. | 3.86 | 7.46 | 7.34 | 7.46 | 7.57 | 5.49 | 4.13 | 3.49 | 7.82 | 3.37 | 4.99 | 4.48 | 4.57 | 4.42 |
| 30. | 3.85 | 7.01 | 10.5 | | 7.35 | 5.25 | 4.24 | 3.48 | 6.76 | 3.36 | 4.46 | 4.37 | 4.57 | 4.31 |
| 31. | | 6.67 | 11.9 | | 7.24 | | 4.24 | | 5.59 | 3.26 | | 4.26 | | 4.31 |

## Hauptwerte

| | | | | | | | | | | | | | | |
|---|---|---|---|---|---|---|---|---|---|---|---|---|---|---|
| Tag | 16. | 1. | 16. | 28. | 31. | 30. | 19. | 21. | 3. | 31. | 1. | 23. | 17. | 6.+ |
| NQ | 3.79 | 4.04 | 5.22 | 6.98 | 7.24 | 5.25 | 3.84 | 3.01 | 3.26 | 3.26 | 3.25 | 3.97 | 3.99 | 4.13 |
| MQ | 4.02 | 7.38 | 6.29 | 8.20 | 11.4 | 6.20 | 4.37 | 3.52 | 4.00 | 4.15 | 3.99 | 4.20 | 4.16 | 4.77 |
| HQ | 4.59 | 12.0 | 12.4 | 11.6 | 21.8 | 7.26 | 5.50 | 4.13 | 8.28 | 7.31 | 5.56 | 4.95 | 4.68 | 6.75 |
| Tag | 20. | 14. | 31. | 1. | 10. | 1. | 25. | 1. | 29. | 3. | 28. | 12. | 29. | 16. |
| $h_N$ mm | 29 | 133 | 67 | 77 | 126 | 30 | 34 | 37 | 103 | 51 | 73 | 41 | 33 | 57 |
| $h_A$ mm | 14 | 27 | 23 | 28 | 41 | 22 | 16 | 12 | 15 | 15 | 14 | 15 | 15 | 17 |
| | 1960/1999 | | 1961/2000 | | | | | | 40 Jahre | | | | | |
| Jahr | 1997 | 1991 | 1972 | 1972 | 1963 | 1976 | 1992 | 1973 | 1976 | 1973 | 1991 | 1997 | 1997 | 1991 |
| NQ | 3.29 | 3.44 | 3.15 | 2.71 | 3.15 | 3.71 | 2.53 | 2.67 | 2.28 | 2.35 | 2.38 | 2.92 | 3.29 | 3.44 |
| MNQ | 4.42 | 4.92 | 5.34 | 5.43 | 5.42 | 5.04 | 4.28 | 3.74 | 3.45 | 3.38 | 3.61 | 3.94 | 4.38 | 4.86 |
| MQ | 5.91 | 7.57 | 7.92 | 7.73 | 7.47 | 6.66 | 5.38 | 4.87 | 4.53 | 4.41 | 4.45 | 4.83 | 5.81 | 7.43 |
| MHQ | 10.8 | 15.0 | 16.1 | 14.8 | 14.4 | 11.3 | 8.72 | 8.67 | 8.57 | 8.21 | 6.91 | 7.68 | 10.5 | 14.4 |
| HQ | 25.0 | 32.0 | 37.7 | 35.0 | 35.4 | 26.0 | 20.0 | 22.2 | 33.6 | 20.4 | 18.4 | 35.2 | 25.0 | 32.0 |
| Jahr | 1963 | 1961 | 1994 | 1962 | 1970 | 1967 | 1966 | 1966 | 1966 | 1970 | 1968 | 1998 | 1963 | 1961 |
| $Mh_N$ mm | 68 | 79 | 68 | 51 | 58 | 52 | 58 | 76 | 73 | 73 | 60 | 57 | 66 | 77 |
| $Mh_A$ mm | 21 | 27 | 29 | 26 | 27 | 23 | 20 | 17 | 16 | 16 | 16 | 18 | 20 | 27 |

| | Abflußjahr (*) 2000 Jahr | Datum | Winter | Sommer | Kalenderjahr 2000 Jahr | Datum |
|---|---|---|---|---|---|---|
| NQ $m^3/s$ | 3.01 | am 21.06.2000 | 3.79 | 3.01 | 3.01 | am 21.06.2000 |
| MQ $m^3/s$ | 5.64 | | 7.26 | 4.04 | 5.43 | |
| HQ $m^3/s$ | 21.8 | am 10.03.2000 bei W= 187 cm | 21.8 | 8.28 | 21.8 | am 10.03.2000 bei W= 187 cm |
| Nq $l/(skm^2)$ | 4.08 | | 5.14 | 4.08 | 4.08 | |
| Mq $l/(skm^2)$ | 7.64 | | 9.84 | 5.47 | 7.36 | |
| Hq $l/(skm^2)$ | 29.5 | | 29.5 | 11.2 | 29.5 | |
| $h_N$ mm | 801 | | 462 | 339 | 729 | |
| $h_A$ mm | 242 | | 155 | 87 | 233 | |
| | 1961/2000 (*) 40 Jahre | | | | 1961/2000 | |
| NQ $m^3/s$ | 2.28 | am 12.07.1976 | 2.71 | 2.28 | 2.28 | am 12.07.1976 |
| MNQ $m^3/s$ | 3.16 | | 4.13 | 3.18 | 3.14 | |
| MQ $m^3/s$ | 5.97 | | 7.21 | 4.75 | 5.95 | |
| MHQ $m^3/s$ | 22.6 | | 21.8 | 13.0 | 23.1 | |
| HQ $m^3/s$ | 37.7 | am 28.01.1994 bei W= 224 cm | 37.7 | 35.2 | 37.7 | am 28.01.1994 bei W= 224 cm |
| $HQ_1$ $m^3/s$ | | | | | | |
| $HQ_5$ $m^3/s$ | | | | | | |
| MNq $l/(skm^2)$ | 4.28 | | 5.60 | 4.31 | 4.25 | |
| Mq $l/(skm^2)$ | 8.09 | | 9.77 | 6.44 | 8.06 | |
| MHq $l/(skm^2)$ | 30.6 | | 29.5 | 17.6 | 31.3 | |
| $Mh_N$ mm | 771 | | 375 | 396 | 768 | |
| $Mh_A$ mm | 256 | | 154 | 102 | 255 | |

## Extremwerte

| | Niedrigwasser $m^3/s$ | $l/(skm^2)$ | Datum | Hochwasser $m^3/s$ | $l/(skm^2)$ | cm | Datum |
|---|---|---|---|---|---|---|---|
| 1 | 2.28 | 3.09 | 12.07.1976 | 37.7 | 51.1 | 224 | 28.01.1994 |
| 2 | 2.35 | 3.18 | 29.08.1973 | 35.4 | 48.0 | 228 | 18.03.1970 |
| 3 | 2.38 | 3.22 | 05.09.1991 | 35.2 | 47.7 | 220 | 29.10.1998 |
| 4 | 2.44 | 3.31 | 12.08.1975 | 35.0 | 47.4 | 222 | 13.02.1962 |
| 5 | 2.51 | 3.40 | 03.08.1990 | 33.8 | 45.8 | 230 | 16.01.1968 |
| 6 | 2.53 | 3.43 | 31.05.1992 | 33.6 | 45.5 | 222 | 21.07.1966 |
| 7 | 2.66 | 3.60 | 11.09.1996 | 32.0 | 43.4 | 216 | 13.12.1961 |
| 8 | 2.68 | 3.63 | 21.08.1997 | 30.6 | 41.5 | 211 | 10.02.1980 |
| 9 | 2.70 | 3.66 | 07.08.1999 | 30.5 | 41.3 | 255 | 05.12.1960 |
| 10 | 2.70 | 3.66 | 19.07.1964 | 30.0 | 40.7 | | 02.12.1961 |

## Dauertabelle

Unterschrittene Abflüsse $m^3/s$

| Unterschreitungsdauer in Tagen | Abfluß-jahr (*) 2000 | Kalenderjahr 2000 | 1961/2000 40 Kalenderjahre Obere Hüllwerte | Mittlere Werte | Untere Hüllwerte |
|---|---|---|---|---|---|
| (365) | 20.9 | 20.9 | | | |
| 364 | 20.3 | 20.3 | 35.5 | 23.9 | 9.21 |
| 363 | 17.3 | 17.3 | 32.4 | 21.0 | 9.19 |
| 362 | 17.3 | 17.3 | 29.8 | 19.3 | 8.77 |
| 361 | 17.3 | 17.3 | 29.8 | 17.8 | 8.32 |
| 360 | 15.1 | 15.1 | 28.0 | 17.0 | 8.30 |
| 359 | 14.9 | 14.9 | 26.5 | 15.9 | 8.20 |
| 358 | 14.0 | 14.0 | 25.3 | 15.2 | 8.10 |
| 357 | 13.8 | 13.8 | 24.9 | 14.6 | 7.88 |
| 356 | 13.7 | 13.7 | 24.7 | 14.0 | 7.71 |
| 350 | 11.4 | 11.2 | 21.6 | 12.1 | 6.69 |
| 340 | 9.49 | 8.85 | 18.3 | 10.4 | 6.02 |
| 330 | 8.79 | 8.13 | 17.0 | 9.22 | 5.63 |
| 320 | 8.02 | 7.88 | 14.8 | 8.51 | 5.38 |
| 300 | 7.68 | 7.03 | 12.2 | 7.53 | 5.07 |
| 270 | 6.48 | 6.18 | 10.5 | 6.61 | 4.62 |
| 240 | 6.06 | 5.46 | 8.80 | 6.03 | 4.36 |
| 210 | 5.27 | 4.58 | 7.82 | 5.56 | 4.17 |
| 183 | 4.43 | 4.33 | 7.24 | 5.19 | 4.00 |
| 150 | 4.13 | 4.17 | 6.83 | 4.78 | 3.56 |
| 130 | 4.05 | 4.10 | 6.53 | 4.56 | 3.48 |
| 120 | 4.02 | 4.05 | 6.35 | 4.45 | 3.40 |
| 110 | 3.99 | 4.03 | 6.29 | 4.35 | 3.33 |
| 100 | 3.96 | 4.01 | 6.13 | 4.26 | 3.18 |
| 90 | 3.91 | 3.97 | 6.05 | 4.16 | 3.13 |
| 80 | 3.86 | 3.86 | 5.89 | 4.05 | 3.02 |
| 70 | 3.79 | 3.79 | 5.77 | 3.94 | 2.95 |
| 60 | 3.74 | 3.74 | 5.65 | 3.82 | 2.90 |
| 50 | 3.66 | 3.66 | 5.61 | 3.71 | 2.72 |
| 40 | 3.59 | 3.59 | 5.50 | 3.56 | 2.65 |
| 30 | 3.51 | 3.51 | 5.44 | 3.41 | 2.56 |
| 25 | 3.49 | 3.49 | 5.38 | 3.32 | 2.56 |
| 20 | 3.45 | 3.45 | 5.38 | 3.21 | 2.52 |
| 15 | 3.41 | 3.41 | 5.23 | 3.07 | 2.45 |
| 10 | 3.36 | 3.36 | 5.12 | 2.94 | 2.43 |
| 9 | 3.36 | 3.36 | 5.12 | 2.90 | 2.39 |
| 8 | 3.33 | 3.33 | 4.95 | 2.88 | 2.39 |
| 7 | 3.32 | 3.32 | 4.93 | 2.83 | 2.39 |
| 6 | 3.32 | 3.32 | 4.84 | 2.80 | 2.39 |
| 5 | 3.32 | 3.32 | 4.78 | 2.75 | 2.39 |
| 4 | 3.25 | 3.25 | 4.74 | 2.73 | 2.38 |
| 3 | 3.23 | 3.23 | 4.72 | 2.69 | 2.38 |
| 2 | 3.22 | 3.22 | 4.70 | 2.61 | 2.38 |
| 1 | 3.12 | 3.12 | 4.65 | 2.52 | 2.35 |
| 0 | 3.01 | 3.01 | 4.52 | 2.28 | 2.28 |

(*) Abflußjahr: 1.11. des Vorjahres bis 31.10.

Repräsentativ für die Hydrologische Landschaft Südheide

NLÖ Hildesheim

$A_{Eo}$ : 242 $km^2$

PNP : NN + 36.14 m

Lage: 16.3 km oberhalb der Mündung links

Q $m^3/s$

Pegel : Meitze Nr. 4872119

Gewässer : Wietze

Gebiet : Aller

## Tageswerte

| Tag | 1999 Nov | 1999 Dez | 2000 Jan | Feb | Mrz | Apr | Mai | Jun | Jul | Aug | Sep | Okt | Nov | Dez |
|---|---|---|---|---|---|---|---|---|---|---|---|---|---|---|
| 1. | 0.578 | 0.575 | 1.22 | 1.89 | 2.68 | 2.28 | 1.43 | 0.781 | 0.417 | 0.465 | 0.310 | 0.685 | 0.665 | 0.668 |
| 2. | 0.523 | 0.637 | 1.22 | 1.77 | 2.50 | 2.27 | 1.42 | 0.777 | 0.413 | 0.716 | 0.362 | 0.685 | 0.715 | 0.731 |
| 3. | 0.571 | 0.700 | 1.23 | 1.72 | 3.22 | 2.25 | 1.29 | 0.711 | 0.409 | 0.815 | 0.821 | 0.631 | 0.659 | 0.738 |
| 4. | 0.516 | 0.822 | 1.29 | 1.67 | 3.29 | 2.16 | 1.29 | 0.708 | 0.727 | 0.712 | 0.673 | 0.577 | 0.708 | 0.686 |
| 5. | 0.572 | 0.828 | 1.42 | 1.75 | 2.67 | 2.14 | 1.28 | 0.705 | 0.561 | 0.560 | 0.523 | 0.577 | 0.600 | 0.693 |
| 6. | 0.576 | 0.773 | 1.37 | 1.76 | 2.56 | 2.12 | 1.28 | 0.764 | 0.556 | 0.508 | 0.475 | 0.578 | 0.597 | 0.699 |
| 7. | 0.581 | 0.897 | 1.31 | 1.78 | 2.42 | 2.11 | 1.27 | 0.698 | 0.501 | 0.507 | 1.17 | 0.632 | 0.802 | 0.700 |
| 8. | 0.637 | 1.32 | 1.25 | 1.79 | 2.79 | 1.95 | 1.27 | 0.757 | 0.500 | 0.455 | 0.953 | 0.632 | 0.642 | 0.760 |
| 9. | 0.590 | 1.09 | 1.26 | 1.94 | 4.93 | 1.86 | 1.20 | 0.690 | 0.446 | 0.503 | 0.743 | 0.633 | 0.587 | 0.703 |
| 10. | 0.542 | 1.03 | 1.20 | 1.82 | 4.94 | 1.78 | 1.26 | 0.685 | 0.444 | 0.452 | 0.695 | 0.687 | 0.533 | 0.763 |
| 11. | 0.547 | 1.04 | 1.21 | 1.91 | 5.26 | 1.76 | 1.19 | 0.619 | 0.548 | 0.401 | 0.647 | 0.688 | 0.530 | 0.882 |
| 12. | 0.604 | 1.34 | 1.21 | 1.78 | 4.82 | 1.74 | 1.05 | 0.615 | 0.494 | 0.449 | 0.598 | 0.688 | 0.527 | 0.943 |
| 13. | 0.608 | 1.47 | 1.22 | 1.87 | 4.32 | 1.73 | 0.981 | 0.550 | 0.440 | 0.399 | 0.549 | 0.634 | 0.524 | 0.945 |
| 14. | 0.613 | 1.42 | 1.15 | 1.88 | 4.33 | 1.78 | 0.977 | 0.545 | 0.491 | 0.397 | 0.552 | 0.634 | 0.521 | 1.12 |
| 15. | 0.618 | 1.42 | 1.16 | 1.89 | 5.65 | 1.69 | 0.906 | 0.601 | 0.542 | 0.396 | 0.555 | 0.634 | 0.518 | 1.12 |
| 16. | 0.568 | 1.25 | 1.16 | 1.98 | 5.12 | 1.68 | 0.903 | 0.596 | 0.488 | 0.394 | 0.825 | 0.580 | 0.524 | 1.24 |
| 17. | 0.573 | 1.20 | 1.17 | 1.92 | 4.49 | 1.59 | 0.899 | 0.532 | 0.435 | 0.491 | 0.882 | 0.580 | 0.530 | 1.07 |
| 18. | 0.631 | 1.14 | 1.24 | 1.87 | 4.52 | 1.58 | 0.895 | 0.528 | 0.434 | 0.538 | 0.672 | 0.580 | 0.588 | 1.07 |
| 19. | 0.581 | 1.09 | 1.25 | 2.02 | 4.45 | 1.63 | 0.892 | 0.524 | 0.432 | 0.537 | 0.622 | 0.580 | 0.542 | 1.07 |
| 20. | 0.586 | 1.09 | 1.18 | 2.25 | 3.80 | 1.61 | 0.954 | 0.461 | 0.379 | 0.535 | 0.571 | 0.581 | 0.547 | 0.957 |
| 21. | 0.590 | 1.04 | 1.39 | 2.12 | 3.38 | 1.53 | 0.885 | 0.457 | 0.378 | 0.485 | 0.574 | 0.581 | 0.553 | 0.899 |
| 22. | 0.650 | 1.11 | 1.58 | 2.07 | 3.12 | 1.45 | 1.14 | 0.683 | 0.428 | 0.532 | 0.575 | 0.581 | 0.559 | 0.901 |
| 23. | 0.654 | 1.17 | 1.65 | 2.15 | 2.98 | 1.43 | 0.942 | 0.563 | 0.581 | 0.433 | 0.520 | 0.527 | 0.619 | 0.903 |
| 24. | 0.659 | 1.18 | 1.47 | 2.24 | 2.83 | 1.61 | 0.874 | 0.559 | 0.477 | 0.436 | 0.521 | 0.527 | 0.625 | 0.905 |
| 25. | 0.607 | 1.12 | 1.41 | 3.10 | 2.81 | 1.47 | 0.935 | 0.554 | 0.424 | 0.391 | 0.575 | 0.579 | 0.576 | 0.906 |
| 26. | 0.612 | 1.25 | 1.35 | 2.87 | 3.28 | 1.39 | 0.995 | 0.550 | 0.679 | 0.393 | 0.847 | 0.576 | 0.528 | 0.908 |
| 27. | 0.616 | 1.62 | 1.36 | 2.50 | 2.83 | 1.38 | 0.863 | 0.489 | 0.473 | 0.396 | 0.847 | 0.681 | 0.588 | 0.910 |
| 28. | 0.620 | 1.38 | 1.37 | 2.45 | 2.62 | 1.38 | 0.859 | 0.485 | 0.573 | 0.350 | 1.30 | 0.840 | 0.649 | 0.972 |
| 29. | 0.624 | 1.32 | 1.52 | 2.53 | 2.60 | 1.31 | 0.855 | 0.480 | 0.724 | 0.352 | 0.793 | 0.728 | 0.767 | 0.973 |
| 30. | 0.629 | 1.27 | 1.86 | | 2.46 | 1.56 | 0.915 | 0.476 | 0.570 | 0.355 | 0.685 | 0.671 | 0.662 | 0.915 |
| 31. | | 1.27 | 2.07 | | 2.38 | | 0.785 | | 0.517 | 0.357 | | 0.668 | | 0.916 |

## Hauptwerte

| | 1999 Nov | 1999 Dez | 2000 Jan | Feb | Mrz | Apr | Mai | Jun | Jul | Aug | Sep | Okt | Nov | Dez |
|---|---|---|---|---|---|---|---|---|---|---|---|---|---|---|
| Tag | 4. | 1. | 14. | 4. | 31. | 29. | 31. | 21. | 21. | 28. | 1. | 23.+ | 15. | 1. |
| NQ | 0.516 | 0.575 | 1.15 | 1.67 | 2.38 | 1.31 | 0.785 | 0.457 | 0.378 | 0.350 | 0.310 | 0.527 | 0.518 | 0.668 |
| MQ | 0.596 | 1.12 | 1.35 | 2.04 | 3.55 | 1.74 | 1.05 | 0.605 | 0.499 | 0.475 | 0.681 | 0.628 | 0.600 | 0.892 |
| HQ | 0.732 | 1.86 | 2.56 | 3.84 | 6.43 | 2.36 | 1.49 | 0.856 | 0.828 | 1.20 | 1.93 | 1.01 | 0.910 | 1.36 |
| Tag | 1. | 27. | 31. | 25. | 15. | 1. | 1. | 22. | 28. | 2. | 28. | 28. | 7. | 15. |
| $h_N$ mm | 21 | 74 | 44 | 64 | 94 | 38 | 30 | 32 | 65 | 55 | 71 | 32 | 29 | 43 |
| $h_A$ mm | 6 | 12 | 15 | 21 | 39 | 19 | 12 | 6 | 6 | 5 | 7 | 7 | 6 | 10 |
| | 1966/1999 | | 1967/2000 34 Jahre | | | | | | | | | | | |
| Jahr | 1976 | 1999 | 1970 | 1979 | 1979 | 1984 | 1989 | 1989 | 1990 | 1988 | 1988 | 1992 | 1976 | 1999 |
| NQ | 0.480 | 0.575 | 0.450 | 0.580 | 0.560 | 0.700 | 0.471 | 0.288 | 0.185 | 0.132 | 0.188 | 0.338 | 0.480 | 0.575 |
| MNQ | 0.944 | 1.19 | 1.59 | 1.62 | 1.66 | 1.44 | 0.994 | 0.762 | 0.627 | 0.526 | 0.623 | 0.748 | 0.934 | 1.14 |
| MQ | 1.44 | 2.11 | 2.66 | 2.46 | 2.71 | 2.17 | 1.42 | 1.21 | 0.992 | 0.801 | 0.914 | 1.04 | 1.41 | 2.00 |
| MHQ | 3.12 | 4.88 | 5.70 | 5.25 | 5.93 | 4.32 | 3.43 | 3.02 | 2.29 | 1.94 | 1.97 | 2.24 | 3.07 | 4.70 |
| HQ | 7.14 | 13.6 | 16.5 | 15.7 | 18.8 | 10.5 | 13.1 | 11.5 | 11.5 | 5.83 | 7.65 | 8.02 | 7.14 | 13.6 |
| Jahr | 1967 | 1986 | 1968 | 1970 | 1981 | 1983 | 1984 | 1981 | 1981 | 1967 | 1967 | 1998 | 1967 | 1986 |
| $Mh_N$ mm | 55 | 63 | 55 | 42 | 56 | 46 | 55 | 75 | 62 | 64 | 56 | 51 | 54 | 61 |
| $Mh_A$ mm | 15 | 23 | 29 | 25 | 30 | 23 | 16 | 13 | 11 | 9 | 10 | 12 | 15 | 22 |

| | Abflußjahr (*) 2000 Jahr | Datum | Winter | Sommer | Kalenderjahr 2000 Jahr | Datum |
|---|---|---|---|---|---|---|
| NQ $m^3/s$ | 0.310 | am 01.09.2000 | 0.516 | 0.310 | 0.310 | am 01.09.2000 |
| MQ $m^3/s$ | 1.19 | | 1.74 | 0.657 | 1.17 | |
| HQ $m^3/s$ | 6.43 | am 15.03.2000 bei W= 149 cm | 6.43 | 1.93 | 6.43 | am 15.03.2000 bei W= 149 cm |
| Nq $l/(s km^2)$ | 1.28 | | 2.13 | 1.28 | 1.28 | |
| Mq $l/(s km^2)$ | 4.92 | | 7.19 | 2.71 | 4.83 | |
| Hq $l/(s km^2)$ | 26.6 | | 26.6 | 7.98 | 26.6 | |
| $h_N$ mm | 620 | | 335 | 285 | 597 | |
| $h_A$ mm | 155 | | 113 | 43 | 153 | |
| | 1967/2000 (*) 34 Jahre | | | | 1967/2000 | |
| NQ $m^3/s$ | 0.132 | am 31.08.1988 | 0.450 | 0.132 | 0.132 | am 31.08.1988 |
| MNQ $m^3/s$ | 0.452 | | 0.816 | 0.463 | 0.459 | |
| MQ $m^3/s$ | 1.66 | | 2.26 | 1.06 | 1.65 | |
| MHQ $m^3/s$ | 8.74 | | 8.46 | 4.55 | 9.15 | |
| HQ $m^3/s$ | 18.8 | am 13.03.1981 bei W= 276 cm | 18.8 | 13.1 | 18.8 | am 13.03.1981 bei W= 276 cm |
| $HQ_1$ $m^3/s$ | | | | | | |
| $HQ_5$ $m^3/s$ | | | | | | |
| MNq $l/(s km^2)$ | 1.87 | | 3.37 | 1.91 | 1.90 | |
| Mq $l/(s km^2)$ | 6.86 | | 9.34 | 4.38 | 6.82 | |
| MHq $l/(s km^2)$ | 36.1 | | 35.0 | 18.8 | 37.8 | |
| $Mh_N$ mm | 680 | | 317 | 363 | 678 | |
| $Mh_A$ mm | 217 | | 147 | 70 | 216 | |

## Extremwerte

| | Niedrigwasser $m^3/s$ | $l/(s km^2)$ | Datum | Hochwasser $m^3/s$ | $l/(s km^2)$ | cm | Datum |
|---|---|---|---|---|---|---|---|
| 1 | 0.132 | 0.545 | 31.08.1988 | 18.8 | 77.7 | 276 | 13.03.1981 |
| 2 | 0.159 | 0.657 | 06.08.1990 | 16.5 | 68.2 | 270 | 16.01.1968 |
| 3 | 0.235 | 0.971 | 08.08.1996 | 15.7 | 64.9 | 256 | 24.02.1970 |
| 4 | 0.250 | 1.03 | 16.08.1989 | 13.7 | 56.6 | 239 | 01.01.1987 |
| 5 | 0.270 | 1.12 | 13.07.1976 | 13.7 | 56.6 | 233 | 08.02.1980 |
| 6 | 0.308 | 1.27 | 11.09.1991 | 13.1 | 54.1 | 225 | 30.05.1984 |
| 7 | 0.310 | 1.28 | 01.09.2000 | 12.0 | 49.6 | 214 | 28.01.1994 |
| 8 | 0.310 | 1.28 | 13.08.1992 | 11.8 | 48.8 | 214 | 19.03.1994 |
| 9 | 0.310 | 1.28 | 09.09.1975 | 11.5 | 47.5 | 216 | 30.06.1981 |
| 10 | 0.310 | 1.28 | 20.08.1973 | 11.4 | 47.1 | 211 | 05.03.1979 |

## Dauertabelle

Unterschrittene Abflüsse $m^3/s$

| Unterschreitungsdauer in Tagen | Abfluß-jahr (*) 2000 | Kalenderjahr 2000 | 1967/2000 34 Kalenderjahre Obere Hüllwerte | Mittlere Werte | Untere Hüllwerte |
|---|---|---|---|---|---|
| (365) | 5.65 | 5.65 | | | |
| 364 | 5.26 | 5.26 | 15.3 | 8.99 | 3.53 |
| 363 | 5.12 | 5.12 | 14.6 | 7.51 | 2.86 |
| 362 | 4.94 | 4.94 | 12.4 | 7.02 | 2.75 |
| 361 | 4.93 | 4.93 | 11.9 | 6.49 | 2.63 |
| 360 | 4.82 | 4.82 | 11.2 | 6.14 | 2.62 |
| 359 | 4.52 | 4.52 | 9.97 | 5.89 | 2.60 |
| 358 | 4.49 | 4.49 | 9.90 | 5.66 | 2.52 |
| 357 | 4.45 | 4.45 | 9.11 | 5.48 | 2.43 |
| 356 | 4.33 | 4.33 | 8.40 | 5.30 | 2.36 |
| 350 | 3.22 | 3.22 | 7.11 | 4.46 | 2.26 |
| 340 | 2.67 | 2.67 | 6.03 | 3.76 | 1.96 |
| 330 | 2.38 | 2.38 | 5.34 | 3.28 | 1.82 |
| 320 | 2.14 | 2.14 | 4.84 | 2.93 | 1.63 |
| 300 | 1.79 | 1.79 | 4.13 | 2.45 | 1.38 |
| 270 | 1.43 | 1.41 | 3.56 | 1.99 | 1.21 |
| 240 | 1.27 | 1.22 | 3.02 | 1.65 | 0.974 |
| 210 | 1.11 | 0.916 | 2.68 | 1.42 | 0.771 |
| 183 | 0.840 | 0.802 | 2.26 | 1.25 | 0.670 |
| 150 | 0.683 | 0.686 | 2.02 | 1.07 | 0.557 |
| 130 | 0.632 | 0.642 | 1.91 | 0.961 | 0.505 |
| 120 | 0.612 | 0.615 | 1.83 | 0.918 | 0.497 |
| 110 | 0.586 | 0.587 | 1.78 | 0.879 | 0.481 |
| 100 | 0.579 | 0.578 | 1.72 | 0.835 | 0.471 |
| 90 | 0.574 | 0.561 | 1.63 | 0.798 | 0.451 |
| 80 | 0.560 | 0.552 | 1.58 | 0.761 | 0.438 |
| 70 | 0.547 | 0.533 | 1.49 | 0.721 | 0.381 |
| 60 | 0.528 | 0.527 | 1.42 | 0.681 | 0.342 |
| 50 | 0.507 | 0.507 | 1.35 | 0.641 | 0.324 |
| 40 | 0.488 | 0.488 | 1.32 | 0.591 | 0.307 |
| 30 | 0.452 | 0.452 | 1.27 | 0.543 | 0.293 |
| 25 | 0.436 | 0.436 | 1.19 | 0.511 | 0.284 |
| 20 | 0.428 | 0.428 | 1.15 | 0.478 | 0.246 |
| 15 | 0.401 | 0.401 | 1.11 | 0.441 | 0.217 |
| 10 | 0.394 | 0.394 | 1.06 | 0.397 | 0.193 |
| 9 | 0.393 | 0.393 | 1.06 | 0.384 | 0.185 |
| 8 | 0.391 | 0.391 | 1.03 | 0.375 | 0.181 |
| 7 | 0.379 | 0.379 | 1.02 | 0.362 | 0.176 |
| 6 | 0.378 | 0.378 | 1.02 | 0.352 | 0.175 |
| 5 | 0.362 | 0.362 | 1.02 | 0.340 | 0.172 |
| 4 | 0.357 | 0.357 | 1.02 | 0.321 | 0.168 |
| 3 | 0.355 | 0.355 | 1.02 | 0.308 | 0.165 |
| 2 | 0.352 | 0.352 | 1.01 | 0.283 | 0.163 |
| 1 | 0.350 | 0.350 | 1.01 | 0.261 | 0.160 |
| 0 | 0.310 | 0.310 | 1.00 | 0.132 | 0.132 |

(*) Abflußjahr: 1.11. des Vorjahres bis 31.10.

Repräsentativ für die Hydrologische Landschaft Weser- Aller-Geest

$A_{Eo}$ : 275 km²
PNP :NN + 196.98 m
Lage: 247.1 km oberhalb Mündung links

# Q
m³/s

Pegel : Arenshausen Nr. 447000
Gewässer : Leine
Gebiet : Leine

## Tageswerte

| Tag | 1999 Nov | 1999 Dez | 2000 Jan | Feb | Mrz | Apr | Mai | Jun | Jul | Aug | Sep | Okt | Nov | Dez |
|---|---|---|---|---|---|---|---|---|---|---|---|---|---|---|
| 1. | 1.00 | 1.50 | 3.24 | 5.90 | 7.45 | 5.90 | 3.24 | 1.40 | 1.20 | 0.880 | 0.880 | 0.820 | 0.880 | 0.760 |
| 2. | 1.30 | 1.60 | 3.72 | 5.30 | 7.02 | 5.70 | 2.76 | 1.40 | 1.30 | 0.940 | 0.940 | 0.880 | 1.00 | 0.760 |
| 3. | 1.30 | 1.50 | 3.56 | 4.92 | 6.79 | 5.50 | 2.76 | 1.90 | 1.40 | 0.940 | 1.20 | 0.880 | 1.10 | 0.700 |
| 4. | 1.10 | 1.60 | 3.88 | 4.56 | 6.33 | 5.70 | 2.60 | 2.36 | 1.40 | 0.880 | 1.00 | 0.880 | 1.20 | 0.820 |
| 5. | 1.00 | 1.50 | 4.56 | 4.20 | 6.33 | 5.30 | 2.60 | 2.36 | 1.60 | 0.820 | 0.940 | 0.880 | 0.940 | 0.880 |
| 6. | 1.10 | 1.50 | 3.72 | 4.20 | 6.33 | 4.92 | 2.48 | 2.76 | 1.30 | 0.760 | 0.940 | 0.880 | 0.880 | 0.880 |
| 7. | 1.10 | 1.60 | 3.56 | 4.04 | 5.90 | 4.74 | 2.36 | 2.12 | 1.20 | 0.760 | 1.30 | 0.880 | 0.940 | 0.880 |
| 8. | 1.20 | 1.90 | 3.72 | 3.88 | 5.90 | 4.56 | 2.36 | 1.90 | 1.20 | 0.820 | 0.940 | 0.880 | 0.880 | 0.880 |
| 9. | 1.00 | 1.90 | 3.56 | 3.72 | 13.4 | 4.56 | 2.24 | 1.80 | 1.10 | 0.940 | 0.880 | 0.940 | 0.820 | 0.880 |
| 10. | 1.10 | 1.80 | 3.40 | 3.56 | 11.7 | 4.38 | 2.24 | 1.80 | 1.40 | 1.00 | 0.880 | 0.940 | 0.820 | 0.880 |
| 11. | 1.40 | 1.80 | 3.08 | 3.56 | 12.0 | 4.20 | 2.00 | 1.90 | 1.40 | 0.940 | 0.880 | 0.940 | 0.820 | 0.940 |
| 12. | 1.30 | 2.48 | 2.76 | 3.56 | 12.0 | 3.88 | 2.00 | 1.60 | 1.40 | 0.940 | 0.880 | 0.940 | 0.820 | 0.940 |
| 13. | 1.20 | 4.04 | 2.60 | 3.56 | 10.4 | 3.72 | 2.00 | 1.60 | 1.20 | 0.880 | 0.820 | 0.880 | 0.820 | 0.940 |
| 14. | 1.20 | 3.56 | 2.60 | 3.88 | 10.4 | 3.56 | 2.00 | 1.50 | 1.30 | 0.820 | 0.820 | 0.880 | 0.940 | 0.940 |
| 15. | 1.20 | 3.08 | 2.48 | 3.72 | 10.7 | 3.40 | 2.00 | 1.60 | 1.20 | 1.00 | 0.880 | 0.820 | 0.880 | 1.20 |
| 16. | 1.20 | 2.76 | 2.36 | 3.88 | 9.95 | 3.24 | 1.80 | 1.50 | 1.20 | 1.20 | 0.940 | 0.760 | 0.880 | 1.50 |
| 17. | 1.20 | 2.60 | 2.36 | 3.88 | 10.2 | 3.08 | 1.90 | 1.40 | 1.10 | 0.940 | 0.880 | 0.760 | 0.880 | 1.40 |
| 18. | 1.30 | 2.60 | 2.48 | 3.72 | 11.7 | 2.92 | 1.90 | 1.40 | 1.10 | 0.940 | 0.820 | 0.820 | 0.880 | 1.30 |
| 19. | 1.20 | 2.48 | 2.36 | 4.20 | 12.0 | 2.92 | 2.00 | 1.40 | 1.10 | 1.20 | 0.820 | 0.880 | 0.820 | 1.20 |
| 20. | 1.20 | 2.24 | 2.36 | 4.74 | 10.4 | 2.76 | 2.60 | 1.40 | 1.10 | 1.20 | 0.820 | 0.940 | 0.820 | 1.20 |
| 21. | 1.10 | 2.12 | 2.76 | 4.56 | 9.45 | 2.48 | 1.90 | 1.30 | 1.00 | 1.60 | 1.00 | 0.820 | 0.820 | 1.20 |
| 22. | 1.20 | 2.00 | 2.76 | 4.20 | 8.70 | 2.36 | 2.00 | 1.20 | 1.00 | 1.20 | 0.940 | 0.820 | 0.820 | 1.10 |
| 23. | 1.40 | 1.90 | 2.60 | 4.20 | 7.95 | 2.24 | 2.00 | 1.30 | 1.00 | 1.00 | 0.880 | 0.820 | 0.880 | 1.10 |
| 24. | 1.70 | 1.90 | 2.48 | 4.04 | 7.45 | 2.12 | 1.80 | 1.60 | 1.00 | 0.940 | 0.880 | 0.820 | 0.820 | 1.10 |
| 25. | 1.70 | 2.92 | 2.36 | 12.0 | 7.45 | 2.48 | 2.00 | 1.50 | 1.20 | 0.880 | 0.940 | 0.820 | 0.760 | 0.940 |
| 26. | 1.60 | 3.72 | 2.36 | 8.95 | 7.20 | 2.48 | 1.80 | 1.30 | 1.00 | 0.820 | 0.940 | 0.880 | 0.760 | 0.940 |
| 27. | 1.60 | 4.74 | 2.36 | 8.20 | 7.20 | 2.48 | 1.80 | 1.30 | 0.940 | 0.820 | 0.880 | 0.940 | 0.820 | 1.00 |
| 28. | 1.50 | 4.04 | 2.24 | 7.70 | 7.02 | 2.36 | 1.70 | 1.20 | 1.00 | 0.880 | 0.880 | 1.00 | 0.880 | 1.10 |
| 29. | 1.50 | 3.56 | 2.92 | 7.20 | 6.79 | 2.48 | 1.70 | 1.20 | 0.940 | 0.880 | 0.820 | 0.940 | 0.880 | 0.940 |
| 30. | 1.40 | 3.40 | 9.70 | | 6.56 | 4.38 | 1.70 | 1.20 | 1.10 | 0.880 | 0.820 | 1.00 | 0.820 | 0.880 |
| 31. | | 3.24 | 6.33 | | 6.10 | | 1.60 | | 1.00 | 0.880 | | 0.940 | | 0.880 |
| Tag | 1.+ | 1.+ | 28. | 10.+ | 7.+ | 24. | 31. | 22.+ | 27.+ | 6.+ | 13.+ | 16.+ | 25.+ | 3. |
| NQ | 1.00 | 1.50 | 2.24 | 3.56 | 5.90 | 2.12 | 1.60 | 1.20 | 0.940 | 0.760 | 0.820 | 0.760 | 0.760 | 0.700 |
| MQ | 1.28 | 2.50 | 3.26 | 4.97 | 8.67 | 3.69 | 2.12 | 1.61 | 1.17 | 0.954 | 0.914 | 0.880 | 0.876 | 1.00 |
| HQ | 1.90 | 5.30 | 15.4 | 19.7 | 19.7 | 7.02 | 3.88 | 6.56 | 2.24 | 3.72 | 1.60 | 1.50 | 1.80 | 2.60 |
| Tag | 2. | 12. | 30. | 25. | 9. | 30. | 20. | 6. | 5. | 15. | 3. | 30. | 3. | 14. |
| $h_N$ mm / $h_A$ mm | 12 | 24 | 32 | 45 | 84 | 35 | 21 | 15 | 11 | 9 | 9 | 8 | 8 | 10 |
| | 1959/1999 | | 1960/2000 41 Jahre | | | | | | | | | | | |
| Jahr | 1959 | 1959 | 1977 | 1996 | 1963 | 1991 | 1993 | 1990 | 1990 | 1990 | 1991 | 1991 | 1980 | 1976 |
| NQ | 0.400 | 0.400 | 0.600 | 0.880 | 0.940 | 0.950 | 0.520 | 0.790 | 0.650 | 0.550 | 0.400 | 0.370 | 0.470 | 0.450 |
| MNQ | 1.20 | 1.56 | 1.75 | 2.11 | 2.25 | 2.65 | 2.00 | 1.56 | 1.19 | 1.01 | 0.948 | 0.997 | 1.21 | 1.56 |
| MQ | 1.94 | 3.06 | 3.46 | 3.79 | 4.20 | 3.98 | 2.86 | 2.75 | 1.78 | 1.42 | 1.30 | 1.53 | 1.95 | 3.06 |
| MHQ | 5.73 | 10.3 | 10.9 | 11.1 | 11.3 | 9.27 | 7.62 | 12.9 | 5.78 | 5.07 | 4.36 | 4.21 | 5.74 | 10.3 |
| HQ | 30.1 | 50.5 | 46.6 | 36.0 | 36.0 | 41.0 | 29.0 | 92.8 | 21.0 | 33.3 | 30.7 | 16.9 | 30.1 | 50.5 |
| Jahr | 1998 | 1986 | 1987 | 1970 | 1987 | 1983 | 1984 | 1981 | 1972 | 1981 | 1986 | 1986 | 1998 | 1986 |
| | 1959/1999 | | 1960/2000 41 Jahre | | | | | | | | | | | |
| $Mh_N$ mm / $Mh_A$ mm | 18 | 30 | 34 | 34 | 41 | 38 | 28 | 26 | 17 | 14 | 12 | 15 | 18 | 30 |

## Hauptwerte

| | Abflußjahr (*) 2000 Jahr | Datum | Winter | Sommer | Kalenderjahr 2000 Jahr | Datum |
|---|---|---|---|---|---|---|
| NQ m³/s | 0.760 | am 06.08.2000 | 1.00 | 0.760 | 0.700 | am 03.12.2000 |
| MQ m³/s | 2.66 | | 4.07 | 1.28 | 2.50 | |
| HQ m³/s | 19.7 | am 25.02.2000 | 19.7 | 6.56 | 19.7 | am 25.02.2000 |
| Nq l/(s km²) | 2.76 | | 3.64 | 2.76 | 2.54 | |
| Mq l/(s km²) | 9.69 | | 14.8 | 4.64 | 9.11 | |
| Hq l/(s km²) | 71.6 | | 71.6 | 23.9 | 71.6 | |
| $h_N$ mm / $h_A$ mm | 306 | | 233 | 74 | 288 | |
| | 1960/2000 (*) 41 Jahre | | | | 1960/2000 | |
| NQ m³/s | 0.370 | am 04.10.1991 | 0.400 | 0.370 | 0.370 | am 04.10.1991 |
| MNQ m³/s | 0.709 | | 1.04 | 0.798 | 0.768 | |
| MQ m³/s | 2.66 | | 3.40 | 1.94 | 2.66 | |
| MHQ m³/s | 26.7 | | 21.1 | 16.3 | 26.8 | |
| HQ m³/s | 92.8 | am 04.06.1981 | 50.5 | 92.8 | 92.8 | am 04.06.1981 |
| $HQ_1$ m³/s | | | | | | |
| $HQ_5$ m³/s | | | | | | |
| MNq l/(s km²) | 2.58 | | 3.79 | 2.90 | 2.79 | |
| Mq l/(s km²) | 9.69 | | 12.4 | 7.04 | 9.69 | |
| MHq l/(s km²) | 97.3 | | 76.8 | 59.2 | 97.6 | |
| | 1960/2000 (*) 41 Jahre | | | | 1960/2000 | |
| $Mh_N$ mm / $Mh_A$ mm | 306 | | 195 | 112 | 306 | |

## Extremwerte

| | Niedrigwasser m³/s | l/(s km²) | Datum | Hochwasser m³/s | l/(s km²) | cm | Datum |
|---|---|---|---|---|---|---|---|
| 1 | 0.370 | 1.34 | 04.10.1991 + | 92.8 | 337 | | 04.06.1981 |
| 2 | 0.380 | 1.38 | 21.10.1976 + | 69.7 | 253 | | 02.06.1961 |
| 3 | 0.400 | 1.45 | 26.11.1959 + | 52.4 | 190 | | 09.06.1984 |
| 4 | 0.460 | 1.67 | 09.09.1974 | 50.5 | 184 | | 30.12.1986 |
| 5 | 0.470 | 1.71 | 31.10.1980 + | 50.1 | 182 | | 19.12.1988 |
| 6 | 0.510 | 1.85 | 02.09.1964 + | 46.6 | 169 | | 02.01.1987 |
| 7 | 0.520 | 1.89 | 10.05.1993 | 42.4 | 154 | | 19.06.1969 |
| 8 | 0.550 | 2.00 | 30.08.1990 | 41.0 | 149 | | 20.04.1983 |
| 9 | 0.550 | 2.00 | 10.10.1979 + | 40.2 | 146 | | 18.06.1986 |
| 10 | 0.580 | 2.11 | 07.10.1997 | 39.2 | 142 | | 04.12.1981 |

## Dauertabelle

| Unterschreitungsdauer in Tagen | Unterschrittene Abflüsse m³/s: Abfluß-jahr (*) 2000 | Kalenderjahr 2000 | 1960/2000 41 Kalenderjahre: Obere Hüllwerte | Mittlere Werte | Untere Hüllwerte |
|---|---|---|---|---|---|
| (365) | | | | | |
| 364 | 13.4 | 13.4 | 60.8 | 18.1 | 4.40 |
| 363 | 13.4 | 13.4 | 60.8 | 14.7 | 4.40 |
| 362 | 13.4 | 13.4 | 32.6 | 13.0 | 4.19 |
| 361 | 12.0 | 12.0 | 30.0 | 12.0 | 3.95 |
| 360 | 12.0 | 12.0 | 28.2 | 11.4 | 3.13 |
| 359 | 11.7 | 11.7 | 26.4 | 10.6 | 3.13 |
| 358 | 10.7 | 10.7 | 23.8 | 10.2 | 2.74 |
| 357 | 10.7 | 10.7 | 22.6 | 9.60 | 2.74 |
| 356 | 10.7 | 10.7 | 21.8 | 9.20 | 2.74 |
| 350 | 8.95 | 8.95 | 18.2 | 7.51 | 2.55 |
| 340 | 7.20 | 7.20 | 14.6 | 6.16 | 2.55 |
| 330 | 6.10 | 6.10 | 11.9 | 5.32 | 2.37 |
| 320 | 5.30 | 5.30 | 9.51 | 4.73 | 2.19 |
| 300 | 4.20 | 4.04 | 7.48 | 3.90 | 1.96 |
| 270 | 3.40 | 2.92 | 6.03 | 3.13 | 1.68 |
| 240 | 2.60 | 2.48 | 5.16 | 2.62 | 1.30 |
| 210 | 2.12 | 1.90 | 4.61 | 2.21 | 1.20 |
| 183 | 1.80 | 1.40 | 3.86 | 1.91 | 1.15 |
| 150 | 1.50 | 1.20 | 3.41 | 1.62 | 0.940 |
| 130 | 1.30 | 1.10 | 3.20 | 1.44 | 0.880 |
| 120 | 1.30 | 1.00 | 3.20 | 1.41 | 0.860 |
| 110 | 1.30 | 1.00 | 3.20 | 1.32 | 0.860 |
| 100 | 1.20 | 1.00 | 3.00 | 1.26 | 0.820 |
| 90 | 1.10 | 0.940 | 3.00 | 1.22 | 0.790 |
| 80 | 1.00 | 0.940 | 2.81 | 1.16 | 0.790 |
| 70 | 1.00 | 0.940 | 2.81 | 1.11 | 0.760 |
| 60 | 1.00 | 0.940 | 2.62 | 1.06 | 0.700 |
| 50 | 0.940 | 0.940 | 2.62 | 1.00 | 0.640 |
| 40 | 0.940 | 0.880 | 2.44 | 0.950 | 0.640 |
| 30 | 0.940 | 0.880 | 2.44 | 0.900 | 0.580 |
| 25 | 0.940 | 0.880 | 2.44 | 0.870 | 0.580 |
| 20 | 0.880 | 0.880 | 2.26 | 0.830 | 0.580 |
| 15 | 0.880 | 0.880 | 2.26 | 0.790 | 0.580 |
| 10 | 0.880 | 0.880 | 2.26 | 0.750 | 0.520 |
| 9 | 0.880 | 0.820 | 2.26 | 0.750 | 0.520 |
| 8 | 0.880 | 0.820 | 2.26 | 0.720 | 0.520 |
| 7 | 0.880 | 0.820 | 2.26 | 0.700 | 0.520 |
| 6 | 0.880 | 0.820 | 2.26 | 0.680 | 0.520 |
| 5 | 0.880 | 0.820 | 2.26 | 0.640 | 0.520 |
| 4 | 0.820 | 0.820 | 2.09 | 0.610 | 0.460 |
| 3 | 0.820 | 0.820 | 2.09 | 0.610 | 0.460 |
| 2 | 0.820 | 0.820 | 2.09 | 0.580 | 0.400 |
| 1 | 0.820 | 0.760 | 1.93 | 0.530 | 0.400 |
| 0 | 0.760 | 0.700 | 1.77 | 0.370 | 0.370 |

(*) Abflußjahr: 1.11. des Vorjahres bis 31.10.

$A_{Eo}$ : 633 $km^2$

PNP : NN + 140.43 m

Lage: 227.0 km oberhalb der Mündung rechts

Q

$m^3/s$

Pegel : Göttingen Nr. 4881142

Gewässer : Leine

Gebiet : Leine

## Tageswerte

| Tag | 1999 Nov | 1999 Dez | 2000 Jan | Feb | Mrz | Apr | Mai | Jun | Jul | Aug | Sep | Okt | Nov | Dez |
|---|---|---|---|---|---|---|---|---|---|---|---|---|---|---|
| 1. | 2.11 | 2.74 | 5.35 | 11.0 | 12.7 | 9.61 | 5.86 | 3.08 | 2.71 | 2.45 | 2.10 | 1.98 | 2.09 | 2.16 |
| 2. | 2.47 | 2.93 | 5.64 | 9.58 | 12.1 | 9.42 | 5.34 | 2.97 | 2.71 | 2.70 | 2.27 | 1.98 | 2.26 | 2.08 |
| 3. | 2.47 | 2.84 | 5.50 | 8.86 | 13.0 | 9.02 | 5.32 | 3.71 | 3.16 | 2.44 | 2.44 | 1.92 | 2.26 | 2.09 |
| 4. | 2.21 | 2.93 | 5.96 | 7.97 | 13.3 | 8.83 | 5.13 | 4.77 | 3.35 | 2.36 | 2.27 | 1.91 | 2.35 | 2.10 |
| 5. | 2.21 | 2.75 | 6.91 | 7.64 | 12.1 | 8.45 | 4.95 | 6.81 | 4.34 | 2.44 | 2.09 | 1.97 | 2.02 | 2.10 |
| 6. | 2.21 | 2.76 | 6.29 | 7.17 | 11.2 | 8.09 | 4.92 | 6.01 | 2.88 | 2.44 | 2.18 | 1.97 | 2.03 | 2.11 |
| 7. | 2.22 | 2.85 | 6.14 | 6.86 | 10.8 | 7.55 | 4.74 | 3.62 | 2.45 | 2.44 | 2.52 | 1.97 | 2.12 | 2.12 |
| 8. | 2.31 | 3.42 | 5.83 | 6.89 | 11.3 | 7.56 | 4.87 | 3.50 | 2.45 | 2.70 | 2.26 | 2.05 | 2.04 | 2.06 |
| 9. | 2.22 | 3.23 | 5.68 | 7.08 | 27.9 | 7.39 | 5.16 | 3.39 | 2.45 | 2.53 | 2.09 | 2.13 | 1.96 | 2.07 |
| 10. | 2.23 | 3.24 | 5.25 | 6.61 | 23.4 | 7.39 | 4.46 | 3.27 | 3.06 | 2.53 | 2.09 | 2.04 | 2.05 | 2.23 |
| 11. | 2.50 | 3.24 | 4.97 | 6.80 | 22.0 | 7.04 | 4.23 | 3.63 | 2.71 | 2.53 | 2.01 | 2.04 | 1.97 | 2.33 |
| 12. | 2.32 | 4.12 | 4.69 | 6.32 | 20.0 | 7.04 | 4.21 | 2.94 | 2.71 | 2.44 | 1.95 | 2.04 | 1.98 | 2.33 |
| 13. | 2.23 | 7.59 | 4.55 | 7.02 | 16.6 | 7.05 | 4.09 | 2.75 | 2.53 | 2.44 | 1.95 | 1.95 | 2.15 | 2.43 |
| 14. | 2.33 | 5.68 | 4.41 | 7.38 | 16.3 | 6.70 | 3.96 | 2.64 | 2.79 | 2.19 | 1.95 | 1.89 | 2.49 | 2.35 |
| 15. | 2.24 | 5.25 | 4.17 | 7.41 | 18.4 | 6.71 | 3.94 | 2.79 | 2.71 | 2.10 | 1.95 | 1.89 | 2.16 | 2.63 |
| 16. | 2.15 | 4.56 | 4.07 | 7.78 | 16.9 | 6.55 | 3.82 | 2.79 | 2.62 | 2.61 | 2.01 | 1.89 | 2.08 | 3.09 |
| 17. | 2.16 | 4.28 | 4.08 | 7.63 | 16.1 | 6.38 | 3.90 | 2.79 | 2.53 | 2.53 | 1.95 | 1.88 | 2.17 | 2.92 |
| 18. | 2.25 | 4.29 | 4.18 | 7.49 | 20.4 | 6.05 | 3.97 | 2.71 | 2.53 | 2.10 | 2.01 | 1.82 | 2.17 | 2.65 |
| 19. | 2.34 | 4.05 | 4.19 | 8.22 | 24.0 | 6.53 | 4.05 | 2.71 | 2.53 | 3.62 | 2.01 | 1.94 | 2.09 | 2.57 |
| 20. | 2.25 | 3.86 | 3.99 | 9.79 | 18.5 | 6.16 | 5.62 | 2.71 | 2.53 | 2.53 | 1.94 | 2.02 | 2.18 | 2.49 |
| 21. | 2.26 | 3.67 | 4.73 | 8.67 | 16.7 | 5.80 | 4.01 | 2.71 | 2.45 | 3.24 | 2.35 | 1.93 | 2.02 | 2.40 |
| 22. | 2.17 | 3.58 | 5.17 | 8.12 | 15.3 | 5.60 | 3.98 | 2.71 | 2.53 | 2.44 | 2.26 | 1.87 | 2.11 | 2.41 |
| 23. | 2.44 | 3.39 | 5.32 | 7.80 | 14.0 | 5.57 | 3.96 | 2.71 | 2.53 | 2.18 | 2.17 | 1.87 | 2.20 | 2.42 |
| 24. | 2.81 | 3.39 | 4.60 | 7.83 | 13.0 | 5.88 | 3.64 | 3.35 | 2.79 | 2.18 | 2.08 | 1.93 | 2.12 | 2.43 |
| 25. | 2.99 | 4.18 | 4.31 | 27.8 | 12.8 | 5.36 | 3.92 | 2.88 | 2.97 | 2.10 | 2.34 | 1.87 | 2.04 | 2.53 |
| 26. | 2.90 | 6.22 | 4.22 | 19.3 | 12.1 | 5.17 | 3.70 | 2.79 | 2.62 | 2.10 | 2.16 | 2.00 | 2.13 | 2.53 |
| 27. | 2.91 | 9.32 | 4.12 | 14.4 | 11.5 | 5.14 | 3.48 | 2.71 | 2.62 | 2.01 | 2.08 | 2.00 | 2.05 | 2.54 |
| 28. | 2.82 | 8.05 | 4.04 | 13.2 | 10.8 | 5.12 | 3.46 | 2.71 | 2.70 | 2.01 | 2.07 | 2.16 | 2.31 | 2.83 |
| 29. | 2.73 | 6.40 | 5.24 | 12.3 | 10.8 | 5.26 | 3.53 | 2.71 | 2.53 | 1.95 | 2.07 | 2.00 | 2.23 | 2.56 |
| 30. | 2.83 | 6.09 | 18.7 | | 10.4 | 7.77 | 3.41 | 2.71 | 2.53 | 2.01 | 1.92 | 2.08 | 2.15 | 2.38 |
| 31. | | 5.63 | 12.5 | | 10.0 | | 3.19 | | 2.62 | 2.01 | | 2.00 | | 2.39 |

## Hauptwerte

| | 1999 Nov | 1999 Dez | 2000 Jan | Feb | Mrz | Apr | Mai | Jun | Jul | Aug | Sep | Okt | Nov | Dez |
|---|---|---|---|---|---|---|---|---|---|---|---|---|---|---|
| Tag | 1. | 1. | 20. | 12. | 31. | 28. | 31. | 14. | 7.+ | 29. | 30. | 18. | 9. | 8. |
| NQ | 2.11 | 2.74 | 3.99 | 6.32 | 10.0 | 5.12 | 3.19 | 2.64 | 2.45 | 1.95 | 1.92 | 1.82 | 1.96 | 2.06 |
| MQ | 2.41 | 4.40 | 5.64 | 9.48 | 15.3 | 6.87 | 4.28 | 3.25 | 2.73 | 2.40 | 2.12 | 1.97 | 2.13 | 2.40 |
| HQ | 3.31 | 10.5 | 27.1 | 54.3 | 53.2 | 9.81 | 8.26 | 17.1 | 8.61 | 11.9 | 3.50 | 3.47 | 3.67 | 3.77 |
| Tag | 8. | 27. | 30. | 25. | 9. | 1. | 1. | 5. | 24. | 19. | 25. | 30. | 1. | 16. |
| $h_N$ mm | 47 | 92 | 61 | 83 | 101 | 33 | 54 | 85 | 86 | 58 | 46 | 37 | 44 | 50 |
| $h_A$ mm | 10 | 19 | 24 | 38 | 65 | 28 | 18 | 13 | 12 | 10 | 9 | 8 | 9 | 10 |

| | 1958/1999 | | 1959/2000 42 Jahre | | | | | | | | | | | |
|---|---|---|---|---|---|---|---|---|---|---|---|---|---|---|
| Jahr | 1976 | 1991 | 1977 | 1963 | 1972 | 1960 | 1996 | 1996 | 1977 | 1996 | 1991 | 1991 | 1976 | 1991 |
| NQ | 1.31 | 1.19 | 1.20 | 1.65 | 1.61 | 1.91 | 2.27 | 1.71 | 1.42 | 1.20 | 0.957 | 1.20 | 1.31 | 1.19 |
| MNQ | 2.76 | 3.62 | 4.22 | 4.83 | 4.93 | 5.24 | 4.13 | 3.57 | 2.96 | 2.54 | 2.34 | 2.31 | 2.72 | 3.60 |
| MQ | 3.97 | 6.36 | 7.29 | 7.47 | 8.35 | 7.17 | 5.41 | 5.40 | 3.83 | 3.27 | 2.88 | 3.14 | 3.93 | 6.29 |
| MHQ | 11.5 | 21.7 | 22.5 | 21.3 | 23.2 | 15.1 | 14.8 | 27.2 | 12.8 | 12.0 | 7.83 | 8.69 | 11.4 | 21.4 |
| HQ | 98.0 | 100 | 88.6 | 74.5 | 86.2 | 68.7 | 56.1 | 287 | 50.8 | 69.2 | 24.6 | 59.9 | 98.0 | 100 |
| Jahr | 1998 | 1981 | 1968 | 1970 | 1994 | 1961 | 1997 | 1981 | 1967 | 1981 | 1981 | 1998 | 1998 | 1981 |
| $Mh_N$ mm | 57 | 63 | 51 | 44 | 51 | 51 | 63 | 79 | 68 | 64 | 52 | 49 | 56 | 62 |
| $Mh_A$ mm | 16 | 27 | 31 | 30 | 35 | 29 | 23 | 22 | 16 | 14 | 12 | 13 | 16 | 27 |

| | Abflußjahr (*) 2000 Jahr | Datum | Winter | Sommer | Kalenderjahr 2000 Jahr | Datum |
|---|---|---|---|---|---|---|
| NQ $m^3/s$ | 1.82 | am 18.10.2000 | 2.11 | 1.82 | 1.82 | am 18.10.2000 |
| MQ $m^3/s$ | 5.06 | | 7.36 | 2.79 | 4.87 | |
| HQ $m^3/s$ | 54.3 | am 25.02.2000 bei W= 196 cm | 54.3 | 17.1 | 54.3 | am 25.02.2000 bei W= 196 cm |
| Nq $l/(s km^2)$ | 2.88 | | 3.33 | 2.88 | 2.88 | |
| Mq $l/(s km^2)$ | 7.99 | | 11.6 | 4.41 | 7.69 | |
| Hq $l/(s km^2)$ | 85.8 | | 85.8 | 27.0 | 85.8 | |
| $h_N$ mm | 783 | | 417 | 366 | 738 | |
| $h_A$ mm | 253 | | 183 | 70 | 243 | |
| | 1959/2000 (*) 42 Jahre | | | | 1959/2000 | |
| NQ $m^3/s$ | 0.957 | am 21.09.1991 | 1.19 | 0.957 | 0.957 | am 21.09.1991 |
| MNQ $m^3/s$ | 1.85 | | 2.58 | 2.11 | 1.95 | |
| MQ $m^3/s$ | 5.37 | | 6.77 | 3.99 | 5.36 | |
| MHQ $m^3/s$ | 55.4 | | 42.9 | 34.4 | 56.0 | |
| HQ $m^3/s$ | 287 | am 04.06.1981 bei W= 384 cm | 100 | 287 | 287 | am 04.06.1981 bei W= 384 cm |
| $HQ_1$ $m^3/s$ | | | | | | |
| $HQ_5$ $m^3/s$ | | | | | | |
| MNq $l/(s km^2)$ | 2.92 | | 4.08 | 3.33 | 3.08 | |
| Mq $l/(s km^2)$ | 8.48 | | 10.7 | 6.30 | 8.47 | |
| MHq $l/(s km^2)$ | 87.5 | | 67.8 | 54.3 | 88.5 | |
| $Mh_N$ mm | 692 | | 316 | 375 | 690 | |
| $Mh_A$ mm | 268 | | 168 | 100 | 268 | |

## Extremwerte

| | Niedrigwasser $m^3/s$ | $l/(s km^2)$ | Datum | Hochwasser $m^3/s$ | $l/(s km^2)$ | cm | Datum |
|---|---|---|---|---|---|---|---|
| 1 | 0.957 | 1.51 | 21.09.1991 | 287 | 453 | 384 | 04.06.1981 |
| 2 | 1.20 | 1.90 | 18.08.1996 | 127 | 201 | 311 | 02.06.1961 |
| 3 | 1.20 | 1.90 | 07.01.1977 | 100 | 158 | 254 | 05.12.1981 |
| 4 | 1.26 | 1.99 | 21.10.1990 | 98.4 | 155 | 244 | 19.12.1988 |
| 5 | 1.33 | 2.10 | 14.10.1992 | 98.0 | 155 | 249 | 01.11.1998 |
| 6 | 1.42 | 2.24 | 17.07.1977 | 88.6 | 140 | 250 | 15.01.1968 |
| 7 | 1.47 | 2.32 | 13.11.1983 | 86.7 | 137 | 254 | 02.01.1987 |
| 8 | 1.49 | 2.35 | 10.12.1959 | 86.2 | 136 | 240 | 16.03.1994 |
| 9 | 1.51 | 2.39 | 21.10.1977 | 81.6 | 129 | 250 | 30.12.1986 |
| 10 | 1.54 | 2.43 | 16.10.1964 | 77.4 | 122 | 224 | 25.03.1987 |

## Dauertabelle

Unterschrittene Abflüsse $m^3/s$

| Unterschreitungsdauer in Tagen | Abfluß-jahr (*) 2000 | Kalenderjahr 2000 | 1959/2000 42 Kalenderjahre Obere Hüllwerte | Mittlere Werte | Untere Hüllwerte |
|---|---|---|---|---|---|
| (365) | 27.9 | 27.9 | | | |
| 364 | 27.8 | 27.8 | 189 | 36.7 | 10.6 |
| 363 | 24.0 | 24.0 | 95.7 | 29.4 | 9.90 |
| 362 | 23.4 | 23.4 | 74.3 | 25.8 | 9.36 |
| 361 | 22.0 | 22.0 | 56.7 | 23.0 | 9.09 |
| 360 | 20.4 | 20.4 | 56.5 | 21.8 | 8.90 |
| 359 | 20.0 | 20.0 | 50.1 | 20.1 | 7.30 |
| 358 | 19.3 | 19.3 | 45.3 | 18.9 | 7.23 |
| 357 | 18.7 | 18.7 | 43.1 | 18.1 | 7.20 |
| 356 | 18.5 | 18.5 | 42.1 | 17.3 | 7.10 |
| 350 | 16.1 | 16.1 | 36.7 | 14.0 | 5.30 |
| 340 | 12.5 | 12.5 | 27.4 | 11.4 | 4.90 |
| 330 | 11.0 | 11.0 | 21.1 | 9.74 | 4.60 |
| 320 | 8.86 | 8.83 | 17.4 | 8.82 | 4.35 |
| 300 | 7.41 | 7.17 | 14.8 | 7.50 | 3.41 |
| 270 | 5.88 | 5.62 | 12.2 | 6.23 | 3.05 |
| 240 | 4.87 | 4.34 | 10.6 | 5.24 | 2.75 |
| 210 | 3.99 | 3.53 | 9.08 | 4.50 | 2.60 |
| 183 | 3.39 | 2.83 | 7.85 | 3.97 | 2.33 |
| 150 | 2.76 | 2.54 | 6.84 | 3.42 | 1.91 |
| 130 | 2.71 | 2.49 | 6.57 | 3.14 | 1.76 |
| 120 | 2.61 | 2.44 | 6.50 | 3.01 | 1.72 |
| 110 | 2.61 | 2.36 | 6.44 | 2.90 | 1.69 |
| 100 | 2.47 | 2.27 | 6.29 | 2.80 | 1.64 |
| 90 | 2.36 | 2.18 | 6.19 | 2.69 | 1.56 |
| 80 | 2.27 | 2.13 | 6.07 | 2.57 | 1.48 |
| 70 | 2.22 | 2.11 | 6.00 | 2.46 | 1.46 |
| 60 | 2.17 | 2.09 | 5.88 | 2.36 | 1.40 |
| 50 | 2.10 | 2.05 | 5.76 | 2.24 | 1.35 |
| 40 | 2.05 | 2.02 | 5.53 | 2.11 | 1.34 |
| 30 | 2.01 | 2.01 | 5.34 | 1.99 | 1.31 |
| 25 | 2.00 | 1.98 | 5.22 | 1.93 | 1.29 |
| 20 | 1.97 | 1.96 | 5.09 | 1.86 | 1.28 |
| 15 | 1.97 | 1.96 | 4.91 | 1.79 | 1.27 |
| 10 | 1.93 | 1.93 | 4.78 | 1.71 | 1.22 |
| 9 | 1.93 | 1.93 | 4.77 | 1.69 | 1.21 |
| 8 | 1.91 | 1.91 | 4.76 | 1.67 | 1.21 |
| 7 | 1.91 | 1.91 | 4.72 | 1.64 | 1.21 |
| 6 | 1.91 | 1.91 | 4.71 | 1.60 | 1.20 |
| 5 | 1.91 | 1.91 | 4.70 | 1.56 | 1.20 |
| 4 | 1.88 | 1.88 | 4.65 | 1.50 | 1.15 |
| 3 | 1.88 | 1.88 | 4.55 | 1.46 | 1.14 |
| 2 | 1.88 | 1.88 | 4.28 | 1.39 | 1.11 |
| 1 | 1.88 | 1.88 | 4.26 | 1.31 | 1.07 |
| 0 | 1.82 | 1.82 | 4.00 | 0.957 | 0.957 |

(*) Abflußjahr: 1.11. des Vorjahres bis 31.10.

Repräsentativ für die Hydrologische Landschaft Obere Leine

$A_{Eo}$ : 2916 $km^2$

PNP : NN + 94.98 m

Lage: 177.0 km oberhalb der Mündung links

Q $m^3/s$

Pegel : Greene Nr. 4885118

Gewässer : Leine

Gebiet : Leine

## Tageswerte

| Tag | 1999 Nov | 1999 Dez | 2000 Jan | Feb | Mrz | Apr | Mai | Jun | Jul | Aug | Sep | Okt | Nov | Dez |
|---|---|---|---|---|---|---|---|---|---|---|---|---|---|---|
| 1. | 14.5 | 19.6 | 34.1 | 97.0 | 75.5 | 48.1 | 29.4 | 19.5 | 15.9 | 15.3 | 14.1 | 12.4 | 13.8 | 14.6 |
| 2. | 15.6 | 24.8 | 34.1 | 94.8 | 76.2 | 46.3 | 27.5 | 19.2 | 16.1 | 15.1 | 16.1 | 13.1 | 16.7 | 14.4 |
| 3. | 18.3 | 24.1 | 33.8 | 87.3 | 82.8 | 44.6 | 27.3 | 18.7 | 17.5 | 16.5 | 17.8 | 12.9 | 14.7 | 14.2 |
| 4. | 15.0 | 24.1 | 34.9 | 70.3 | 91.3 | 43.7 | 26.2 | 24.6 | 22.4 | 14.9 | 18.3 | 12.9 | 17.4 | 14.0 |
| 5. | 15.0 | 22.1 | 48.2 | 64.6 | 81.6 | 42.5 | 25.7 | 28.9 | 42.0 | 14.7 | 16.1 | 12.4 | 15.3 | 14.0 |
| 6. | 14.8 | 21.4 | 46.8 | 59.9 | 74.5 | 39.7 | 25.4 | 32.8 | 38.7 | 14.5 | 15.7 | 13.3 | 14.7 | 14.0 |
| 7. | 14.5 | 24.4 | 43.0 | 54.3 | 67.5 | 38.0 | 24.8 | 25.7 | 25.3 | 14.5 | 21.0 | 12.6 | 15.8 | 13.7 |
| 8. | 15.7 | 35.7 | 39.7 | 54.4 | 72.1 | 37.1 | 25.0 | 25.2 | 21.8 | 14.3 | 22.5 | 12.8 | 15.4 | 14.2 |
| 9. | 15.2 | 31.3 | 36.9 | 58.0 | 107 | 36.7 | 25.8 | 21.7 | 20.4 | 14.7 | 18.8 | 13.0 | 14.0 | 14.0 |
| 10. | 14.8 | 30.0 | 34.1 | 52.4 | 114 | 36.4 | 25.0 | 20.2 | 21.6 | 14.5 | 17.4 | 13.5 | 14.3 | 14.0 |
| 11. | 16.6 | 26.9 | 32.0 | 51.0 | 148 | 36.1 | 23.9 | 22.1 | 21.8 | 15.2 | 16.7 | 13.2 | 13.8 | 17.0 |
| 12. | 17.4 | 40.7 | 30.4 | 47.6 | 168 | 36.0 | 23.4 | 20.8 | 20.1 | 14.3 | 16.0 | 13.0 | 13.8 | 18.4 |
| 13. | 15.9 | 59.5 | 29.1 | 52.0 | 155 | 35.4 | 22.8 | 19.1 | 18.6 | 13.9 | 15.3 | 12.8 | 14.1 | 21.3 |
| 14. | 15.9 | 52.7 | 28.1 | 57.5 | 156 | 34.8 | 22.3 | 18.3 | 19.6 | 13.7 | 15.1 | 12.5 | 15.9 | 19.9 |
| 15. | 15.7 | 46.1 | 26.8 | 51.0 | 196 | 34.3 | 22.3 | 18.6 | 20.8 | 13.7 | 14.9 | 12.5 | 15.4 | 19.6 |
| 16. | 15.3 | 38.2 | 25.5 | 52.2 | 189 | 33.1 | 22.0 | 18.5 | 20.5 | 17.8 | 16.0 | 12.5 | 14.8 | 26.6 |
| 17. | 15.1 | 33.2 | 25.8 | 52.0 | 180 | 32.3 | 22.4 | 17.8 | 18.6 | 14.6 | 15.6 | 12.2 | 14.8 | 25.1 |
| 18. | 15.3 | 33.2 | 28.9 | 50.0 | 155 | 31.2 | 22.9 | 17.5 | 17.9 | 16.2 | 14.7 | 12.7 | 15.4 | 22.4 |
| 19. | 16.2 | 30.8 | 32.8 | 53.0 | 146 | 32.5 | 23.6 | 17.2 | 17.6 | 26.2 | 14.2 | 12.5 | 14.6 | 20.9 |
| 20. | 16.0 | 28.3 | 29.4 | 61.4 | 139 | 32.5 | 30.0 | 16.5 | 17.4 | 26.8 | 14.0 | 13.7 | 15.2 | 19.7 |
| 21. | 15.3 | 26.2 | 33.9 | 56.7 | 128 | 30.6 | 27.4 | 16.4 | 16.9 | 23.0 | 14.2 | 12.5 | 14.6 | 18.9 |
| 22. | 15.3 | 24.7 | 37.2 | 51.5 | 104 | 29.5 | 25.1 | 16.2 | 17.1 | 19.3 | 15.5 | 12.5 | 14.6 | 17.7 |
| 23. | 16.7 | 23.9 | 38.4 | 49.2 | 86.8 | 28.9 | 25.0 | 16.2 | 17.6 | 17.2 | 13.9 | 12.1 | 15.3 | 17.3 |
| 24. | 19.8 | 23.4 | 33.1 | 48.4 | 76.7 | 30.2 | 23.2 | 17.6 | 16.1 | 16.2 | 13.7 | 12.8 | 14.4 | 17.3 |
| 25. | 20.6 | 27.0 | 29.7 | 69.5 | 70.9 | 28.9 | 24.9 | 19.8 | 18.3 | 15.6 | 14.4 | 12.3 | 13.9 | 18.0 |
| 26. | 20.6 | 39.1 | 27.9 | 94.0 | 66.7 | 28.0 | 23.9 | 18.1 | 17.8 | 15.1 | 15.0 | 12.5 | 14.1 | 17.3 |
| 27. | 20.8 | 58.1 | 27.4 | 81.9 | 62.7 | 27.2 | 20.9 | 16.9 | 16.2 | 14.7 | 13.7 | 13.0 | 14.2 | 17.3 |
| 28. | 20.4 | 55.5 | 26.7 | 74.2 | 58.4 | 27.4 | 20.6 | 16.4 | 17.1 | 14.5 | 13.6 | 15.3 | 14.6 | 19.2 |
| 29. | 19.9 | 43.5 | 30.6 | 74.8 | 56.6 | 26.6 | 20.6 | 16.1 | 16.2 | 14.3 | 13.4 | 15.3 | 16.7 | 18.7 |
| 30. | 19.2 | 39.1 | 92.9 | | 52.8 | 31.0 | 21.5 | 15.9 | 15.7 | 14.3 | 12.9 | 14.4 | 14.8 | 16.8 |
| 31. | | 36.3 | 94.6 | | 50.7 | | 21.0 | | 16.5 | 14.0 | | 14.6 | | 16.8 |

## Hauptwerte

| | 1940/1999 | | 1941/2000 60 Jahre | | | | | | | | | | | |
|---|---|---|---|---|---|---|---|---|---|---|---|---|---|---|
| Tag | 1.+ | 1. | 16. | 12. | 31. | 29. | 28.+ | 30. | 30. | 14.+ | 30. | 23. | 1.+ | 7. |
| NQ | 14.5 | 19.6 | 25.5 | 47.6 | 50.7 | 26.6 | 20.6 | 15.9 | 15.7 | 13.7 | 12.9 | 12.1 | 13.8 | 13.7 |
| MQ | 16.7 | 33.7 | 37.0 | 62.8 | 106 | 34.7 | 24.3 | 19.8 | 20.0 | 16.1 | 15.7 | 13.0 | 14.9 | 17.7 |
| HQ | 22.3 | 62.8 | 104 | 103 | 200 | 49.8 | 34.3 | 44.3 | 52.6 | 37.4 | 27.0 | 16.9 | 20.0 | 29.0 |
| Tag | 25. | 13. | 30. | 25. | 15. | 1. | 20. | 5. | 5. | 19. | 7. | 28. | 29. | 16. |
| $h_N$ mm | 50 | 108 | 80 | 91 | 130 | 34 | 59 | 69 | 103 | 63 | 53 | 41 | 45 | 64 |
| $h_A$ mm | 15 | 31 | 34 | 54 | 97 | 31 | 22 | 18 | 18 | 15 | 14 | 12 | 13 | 16 |
| Jahr | 1976 | 1976 | 1972 | 1972 | 1972 | 1960 | 1974 | 1959 | 1959 | 1947 | 1959 | 1976 | 1976 | 1976 |
| NQ | 8.61 | 7.51 | 6.42 | 7.93 | 10.9 | 12.1 | 11.9 | 9.38 | 8.38 | 8.00 | 7.61 | 7.32 | 8.61 | 7.51 |
| MNQ | 17.9 | 21.7 | 25.0 | 28.3 | 28.3 | 28.7 | 20.5 | 18.3 | 16.3 | 15.0 | 14.5 | 15.0 | 17.8 | 21.5 |
| MQ | 28.3 | 39.0 | 44.1 | 46.6 | 48.8 | 40.5 | 27.8 | 25.8 | 23.2 | 20.0 | 18.9 | 21.4 | 27.4 | 38.7 |
| MHQ | 58.7 | 85.7 | 95.6 | 98.8 | 107 | 63.1 | 47.8 | 54.5 | 46.1 | 39.1 | 34.6 | 41.2 | 54.5 | 84.5 |
| HQ | 339 | 247 | 319 | 900 | 748 | 144 | 111 | 421 | 383 | 106 | 113 | 223 | 339 | 247 |
| Jahr | 1998 | 1986 | 1987 | 1946 | 1947 | 1961 | 1965 | 1981 | 1956 | 1981 | 1957 | 1998 | 1998 | 1986 |
| $Mh_N$ mm | 65 | 76 | 66 | 52 | 58 | 54 | 65 | 83 | 78 | 74 | 61 | 60 | 64 | 76 |
| $Mh_A$ mm | 25 | 36 | 41 | 40 | 45 | 36 | 26 | 23 | 21 | 18 | 17 | 20 | 24 | 36 |

| | Abflußjahr (*) 2000 Jahr | Datum | Winter | Sommer | Kalenderjahr 2000 Jahr | Datum |
|---|---|---|---|---|---|---|
| NQ $m^3/s$ | 12.1 | am 23.10.2000 | 14.5 | 12.1 | 12.1 | am 23.10.2000 |
| MQ $m^3/s$ | 33.3 | | 48.6 | 18.1 | 31.8 | |
| HQ $m^3/s$ | 200 | am 15.03.2000 bei W= 608 cm | 200 | 52.6 | 200 | am 15.03.2000 bei W= 608 cm |
| Nq $l/(s km^2)$ | 4.15 | | 4.97 | 4.15 | 4.15 | |
| Mq $l/(s km^2)$ | 11.4 | | 16.7 | 6.21 | 10.9 | |
| Hq $l/(s km^2)$ | 68.6 | | 68.6 | 18.0 | 68.6 | |
| $h_N$ mm | 881 | | 493 | 388 | 832 | |
| $h_A$ mm | 361 | | 262 | 99 | 345 | |
| | 1941/2000 (*) 60 Jahre | | | | 1941/2000 | |
| NQ $m^3/s$ | 6.42 | am 31.01.1972 | 6.42 | 7.32 | 6.42 | am 31.01.1972 |
| MNQ $m^3/s$ | 11.9 | | 15.5 | 12.9 | 12.5 | |
| MQ $m^3/s$ | 32.0 | | 41.2 | 22.9 | 31.9 | |
| MHQ $m^3/s$ | 182 | | 174 | 81.0 | 182 | |
| HQ $m^3/s$ | 900 | am 09.02.1946 bei W= 741 cm | 900 | 421 | 900 | am 09.02.1946 bei W= 741 cm |
| $HQ_1$ $m^3/s$ | | | | | | |
| $HQ_5$ $m^3/s$ | | | | | | |
| MNq $l/(s km^2)$ | 4.08 | | 5.32 | 4.42 | 4.29 | |
| Mq $l/(s km^2)$ | 11.0 | | 14.1 | 7.85 | 10.9 | |
| MHq $l/(s km^2)$ | 62.4 | | 59.7 | 27.8 | 62.4 | |
| $Mh_N$ mm | 793 | | 371 | 422 | 793 | |
| $Mh_A$ mm | 347 | | 222 | 125 | 346 | |

## Extremwerte

| | Niedrigwasser $m^3/s$ | $l/(s km^2)$ | Datum | Hochwasser $m^3/s$ | $l/(s km^2)$ | cm | Datum |
|---|---|---|---|---|---|---|---|
| 1 | 6.42 | 2.20 | 31.01.1972 | 900 | 309 | 741 | 09.02.1946 |
| 2 | 7.32 | 2.51 | 11.10.1976 | 748 | 257 | 725 | 15.03.1947 |
| 3 | 7.35 | 2.52 | 18.10.1959 | 421 | 144 | 712 | 05.06.1981 |
| 4 | 8.00 | 2.74 | 31.08.1947 | 383 | 131 | 676 | 17.07.1956 |
| 5 | 8.60 | 2.95 | 12.10.1991 | 364 | 125 | 665 | 13.03.1981 |
| 6 | 8.61 | 2.95 | 16.09.1973 | 353 | 121 | 680 | 19.03.1942 |
| 7 | 8.75 | 3.00 | 28.09.1964 | 339 | 116 | 671 | 01.11.1998 |
| 8 | 9.15 | 3.14 | 06.08.1996 | 319 | 109 | 663 | 01.01.1987 |
| 9 | 9.21 | 3.16 | 23.09.1974 | 275 | 94.3 | 650 | 15.01.1948 |
| 10 | 9.33 | 3.20 | 31.10.1979 | 270 | 92.6 | 658 | 06.11.1940 |

## Dauertabelle

| Unterschreitungsdauer in Tagen | Unterschrittene Abflüsse $m^3/s$: Abfluß-jahr (*) 2000 | Kalender jahr 2000 | 1941/2000 60 Kalenderjahre Obere Hüllwerte | Mittlere Werte | Untere Hüllwerte |
|---|---|---|---|---|---|
| (365) | 196 | 196 | | | |
| 364 | 189 | 189 | 900 | 186 | 55.6 |
| 363 | 180 | 180 | 395 | 150 | 53.9 |
| 362 | 168 | 168 | 328 | 135 | 47.5 |
| 361 | 156 | 156 | 274 | 121 | 46.3 |
| 360 | 156 | 156 | 268 | 112 | 41.8 |
| 359 | 156 | 156 | 233 | 106 | 41.0 |
| 358 | 148 | 148 | 220 | 101 | 40.5 |
| 357 | 146 | 146 | 203 | 97.8 | 40.5 |
| 356 | 139 | 139 | 194 | 94.9 | 40.5 |
| 350 | 94.8 | 94.8 | 163 | 83.0 | 37.3 |
| 340 | 76.7 | 76.7 | 134 | 70.0 | 33.0 |
| 330 | 67.5 | 67.5 | 116 | 60.0 | 30.8 |
| 320 | 57.5 | 56.6 | 96.2 | 53.6 | 29.0 |
| 300 | 48.2 | 46.3 | 81.5 | 45.2 | 25.0 |
| 270 | 35.4 | 33.1 | 65.8 | 36.9 | 19.8 |
| 240 | 29.5 | 27.2 | 54.6 | 31.4 | 16.6 |
| 210 | 25.8 | 22.8 | 48.0 | 27.3 | 14.9 |
| 183 | 22.5 | 19.9 | 42.3 | 24.3 | 14.1 |
| 150 | 19.8 | 17.6 | 39.0 | 21.1 | 11.9 |
| 130 | 17.9 | 16.8 | 36.9 | 19.6 | 11.2 |
| 120 | 17.4 | 16.4 | 35.6 | 19.0 | 10.7 |
| 110 | 16.6 | 16.0 | 34.3 | 18.2 | 10.4 |
| 100 | 16.4 | 15.5 | 32.9 | 17.5 | 9.99 |
| 90 | 16.0 | 15.2 | 31.8 | 16.9 | 9.81 |
| 80 | 15.5 | 14.8 | 30.6 | 16.1 | 9.52 |
| 70 | 15.3 | 14.7 | 29.8 | 15.5 | 9.37 |
| 60 | 14.9 | 14.4 | 29.0 | 14.9 | 8.80 |
| 50 | 14.6 | 14.2 | 28.4 | 14.2 | 8.63 |
| 40 | 14.3 | 14.0 | 27.8 | 13.6 | 8.63 |
| 30 | 13.9 | 13.8 | 27.0 | 12.9 | 8.38 |
| 25 | 13.3 | 13.3 | 26.4 | 12.5 | 8.12 |
| 20 | 13.1 | 13.1 | 25.7 | 12.1 | 8.12 |
| 15 | 12.9 | 12.9 | 25.2 | 11.6 | 8.12 |
| 10 | 12.6 | 12.6 | 24.7 | 11.0 | 7.72 |
| 9 | 12.6 | 12.6 | 24.6 | 10.8 | 7.72 |
| 8 | 12.6 | 12.6 | 24.6 | 10.6 | 7.72 |
| 7 | 12.6 | 12.6 | 24.3 | 10.4 | 7.72 |
| 6 | 12.6 | 12.6 | 24.2 | 10.2 | 7.72 |
| 5 | 12.6 | 12.6 | 23.5 | 9.96 | 7.72 |
| 4 | 12.5 | 12.5 | 23.3 | 9.76 | 7.67 |
| 3 | 12.5 | 12.5 | 23.1 | 9.41 | 7.55 |
| 2 | 12.3 | 12.3 | 22.9 | 8.98 | 7.51 |
| 1 | 12.2 | 12.2 | 22.8 | 8.18 | 7.51 |
| 0 | 12.1 | 12.1 | 22.5 | 6.42 | 6.42 |

(*) Abflußjahr: 1.11. des Vorjahres bis 31.10.
Repräsentativ für die Leine
Einflüsse: Odertalsperre seit 1934 Sösetalsperre seit 1931
RB Salzderhelden seit 1985

Berechnung der Gebietsniederschläge und Abflußhöhen für die Reihe 1951 bis 2000

NLÖ Hildesheim

$A_{Eo}$ : 3463 $km^2$

PNP : NN + 68.46 m

Lage: 130.0 km oberhalb der Mündung rechts

Q $m^3/s$

Pegel : Poppenburg Nr. 4885154

Gewässer : Leine

Gebiet : Leine

## Tageswerte

| Tag | 1999 Nov | 1999 Dez | 2000 Jan | Feb | Mrz | Apr | Mai | Jun | Jul | Aug | Sep | Okt | Nov | Dez |
|---|---|---|---|---|---|---|---|---|---|---|---|---|---|---|
| 1. | 15.0 | 19.0 | 38.1 | 111 | 84.9 | 57.9 | 30.5 | 21.0 | 15.6 | 16.4 | 13.6 | 13.6 | 14.5 | 15.4 |
| 2. | 14.0 | 23.3 | 36.9 | 106 | 87.6 | 55.2 | 28.2 | 19.9 | 15.2 | 15.7 | 14.9 | 12.9 | 15.8 | 14.7 |
| 3. | 17.5 | 25.3 | 36.5 | 101 | 96.3 | 52.5 | 27.4 | 19.2 | 16.6 | 16.8 | 18.1 | 13.3 | 16.2 | 14.3 |
| 4. | 16.4 | 24.9 | 37.3 | 83.9 | 116 | 50.7 | 26.6 | 22.8 | 21.5 | 15.4 | 18.3 | 13.3 | 16.2 | 12.9 |
| 5. | 13.7 | 23.4 | 48.5 | 73.7 | 98.1 | 48.9 | 25.8 | 25.1 | 31.8 | 14.7 | 17.2 | 13.3 | 16.9 | 13.3 |
| 6. | 14.0 | 22.2 | 52.1 | 69.1 | 88.7 | 45.5 | 25.0 | 37.9 | 46.4 | 14.4 | 15.7 | 13.7 | 14.8 | 13.3 |
| 7. | 14.0 | 23.4 | 47.7 | 62.8 | 80.5 | 43.1 | 24.6 | 28.7 | 29.0 | 14.4 | 18.0 | 13.7 | 15.1 | 13.6 |
| 8. | 15.0 | 37.0 | 44.4 | 61.1 | 81.1 | 41.3 | 24.6 | 28.3 | 23.9 | 14.7 | 23.8 | 13.7 | 16.5 | 14.3 |
| 9. | 14.3 | 35.8 | 41.5 | 66.0 | 129 | 40.4 | 24.6 | 24.7 | 21.7 | 14.4 | 20.3 | 13.0 | 14.8 | 13.6 |
| 10. | 14.3 | 32.1 | 38.5 | 62.4 | 164 | 39.5 | 25.0 | 22.9 | 21.0 | 14.4 | 18.4 | 14.4 | 13.8 | 13.6 |
| 11. | 14.6 | 29.8 | 36.1 | 58.3 | 158 | 38.6 | 23.4 | 23.2 | 23.5 | 15.1 | 17.7 | 14.8 | 13.8 | 16.0 |
| 12. | 16.8 | 38.3 | 34.1 | 55.5 | 179 | 38.6 | 22.4 | 23.5 | 21.1 | 14.8 | 16.5 | 14.1 | 13.7 | 19.0 |
| 13. | 15.0 | 61.4 | 33.0 | 60.4 | 185 | 37.8 | 21.7 | 20.7 | 20.0 | 13.8 | 16.1 | 13.8 | 13.7 | 21.2 |
| 14. | 15.0 | 60.5 | 31.4 | 71.6 | 180 | 37.0 | 21.4 | 20.0 | 19.7 | 13.4 | 15.1 | 13.4 | 14.4 | 22.3 |
| 15. | 15.3 | 52.3 | 29.9 | 63.6 | 199 | 36.6 | 20.4 | 20.0 | 22.1 | 13.4 | 14.8 | 13.4 | 16.1 | 21.2 |
| 16. | 14.6 | 43.6 | 28.8 | 61.6 | 213 | 35.4 | 20.8 | 20.0 | 21.5 | 15.2 | 16.2 | 13.4 | 15.1 | 26.0 |
| 17. | 14.6 | 36.8 | 28.0 | 60.6 | 206 | 34.2 | 20.9 | 18.4 | 20.1 | 18.1 | 16.6 | 13.4 | 14.8 | 28.8 |
| 18. | 14.6 | 36.4 | 29.7 | 58.7 | 200 | 33.4 | 20.9 | 18.4 | 18.6 | 16.2 | 14.5 | 14.1 | 15.1 | 24.8 |
| 19. | 14.6 | 35.2 | 36.1 | 59.1 | 188 | 33.4 | 22.6 | 18.0 | 17.8 | 24.4 | 14.2 | 12.8 | 15.1 | 23.0 |
| 20. | 16.0 | 31.6 | 33.3 | 69.0 | 177 | 35.0 | 24.9 | 17.2 | 17.8 | 33.9 | 14.2 | 13.1 | 14.7 | 21.2 |
| 21. | 15.0 | 28.9 | 36.6 | 68.0 | 168 | 32.6 | 28.9 | 17.2 | 17.0 | 24.4 | 13.5 | 12.8 | 15.1 | 20.2 |
| 22. | 13.6 | 26.6 | 44.0 | 60.3 | 148 | 31.4 | 25.0 | 17.5 | 16.7 | 23.7 | 15.2 | 12.2 | 14.7 | 19.4 |
| 23. | 15.0 | 25.4 | 44.8 | 57.5 | 116 | 30.6 | 24.7 | 17.1 | 17.8 | 19.8 | 13.9 | 12.5 | 14.7 | 17.5 |
| 24. | 18.2 | 25.1 | 39.6 | 55.2 | 98.0 | 31.4 | 22.5 | 17.1 | 16.3 | 17.8 | 13.5 | 12.8 | 15.1 | 17.8 |
| 25. | 19.9 | 27.1 | 35.2 | 70.0 | 88.6 | 30.6 | 22.8 | 20.9 | 18.6 | 16.6 | 14.2 | 12.8 | 14.4 | 17.8 |
| 26. | 20.2 | 39.6 | 32.5 | 107 | 83.2 | 29.4 | 25.2 | 18.7 | 19.4 | 16.3 | 14.9 | 12.5 | 14.0 | 17.8 |
| 27. | 20.3 | 62.3 | 31.7 | 96.0 | 77.5 | 28.6 | 22.2 | 18.3 | 17.9 | 15.6 | 15.3 | 12.8 | 14.0 | 17.4 |
| 28. | 20.0 | 65.7 | 30.6 | 85.6 | 71.5 | 27.4 | 21.9 | 16.7 | 18.3 | 15.3 | 14.6 | 14.5 | 14.0 | 18.2 |
| 29. | 19.7 | 50.5 | 33.4 | 83.9 | 68.7 | 27.0 | 21.3 | 16.7 | 17.9 | 14.9 | 15.0 | 16.9 | 16.1 | 19.8 |
| 30. | 19.3 | 44.5 | 101 | | 64.5 | 29.8 | 22.3 | 16.3 | 16.8 | 13.8 | 13.6 | 14.8 | 15.7 | 17.8 |
| 31. | | 41.5 | 112 | | 60.6 | | 22.7 | | 16.4 | 13.7 | | 14.8 | | 15.9 |

## Hauptwerte

| | 1999 Nov | 1999 Dez | 2000 Jan | Feb | Mrz | Apr | Mai | Jun | Jul | Aug | Sep | Okt | Nov | Dez |
|---|---|---|---|---|---|---|---|---|---|---|---|---|---|---|
| Tag | 22. | 1. | 17. | 24. | 31. | 29. | 15. | 30. | 2. | 14.+ | 21.+ | 22. | 12.+ | 4. |
| NQ | 13.6 | 19.0 | 28.0 | 55.2 | 60.6 | 27.0 | 20.4 | 16.3 | 15.2 | 13.4 | 13.5 | 12.2 | 13.7 | 12.9 |
| MQ | 16.0 | 36.4 | 41.4 | 72.4 | 128 | 37.8 | 23.9 | 20.9 | 20.6 | 16.8 | 15.9 | 13.6 | 15.0 | 18.1 |
| HQ | 20.6 | 69.8 | 121 | 114 | 215 | 59.3 | 32.5 | 43.5 | 51.6 | 39.2 | 25.3 | 18.5 | 19.7 | 30.4 |
| Tag | 28. | 28. | 30. | 1. | 16. | 1. | 21. | 6. | 6. | 20. | 8. | 18. | 2. | 17. |
| $h_N$ mm | 49 | 108 | 80 | 92 | 130 | 33 | 57 | 67 | 99 | 63 | 55 | 40 | 44 | 65 |
| $h_A$ mm | 12 | 28 | 32 | 52 | 99 | 28 | 18 | 16 | 16 | 13 | 12 | 11 | 11 | 14 |
| | 1952/1999 | | 1953/2000 48 Jahre | | | | | | | | | | | |
| Jahr | 1991 | 1959 | 1954 | 1954 | 1972 | 1954 | 1954 | 1954 | 1954 | 1990 | 1991 | 1991 | 1991 | 1959 |
| NQ | 9.08 | 9.12 | 9.28 | 9.28 | 12.1 | 11.6 | 8.32 | 7.75 | 8.32 | 7.16 | 7.71 | 8.73 | 9.08 | 9.12 |
| MNQ | 19.8 | 24.8 | 30.4 | 33.9 | 33.2 | 34.1 | 24.1 | 21.1 | 18.5 | 17.0 | 16.4 | 16.7 | 19.2 | 24.3 |
| MQ | 31.0 | 45.8 | 52.9 | 53.3 | 57.0 | 48.0 | 32.8 | 30.4 | 26.7 | 22.2 | 21.2 | 23.6 | 29.9 | 45.0 |
| MHQ | 61.5 | 103 | 110 | 101 | 110 | 75.7 | 57.5 | 66.0 | 52.1 | 42.4 | 38.0 | 45.5 | 59.9 | 102 |
| HQ | 427 | 331 | 372 | 268 | 381 | 192 | 142 | 436 | 340 | 103 | 110 | 281 | 427 | 331 |
| Jahr | 1998 | 1986 | 1987 | 1970 | 1981 | 1994 | 1967 | 1981 | 1956 | 1981 | 1957 | 1998 | 1998 | 1986 |
| $Mh_N$ mm | 63 | 78 | 66 | 52 | 58 | 56 | 66 | 83 | 79 | 75 | 60 | 60 | 62 | 78 |
| $Mh_A$ mm | 23 | 35 | 41 | 39 | 44 | 36 | 25 | 23 | 21 | 17 | 16 | 18 | 22 | 35 |

| | Abflußjahr (*) 2000 Jahr | Datum | Winter | Sommer | Kalenderjahr 2000 Jahr | Datum |
|---|---|---|---|---|---|---|
| NQ $m^3/s$ | 12.2 | am 22.10.2000 | 13.6 | 12.2 | 12.2 | am 22.10.2000 |
| MQ $m^3/s$ | 36.9 | | 55.4 | 18.6 | 35.3 | |
| HQ $m^3/s$ | 215 | am 16.03.2000 bei W= 396 cm | 215 | 51.6 | 215 | am 16.03.2000 bei W= 396 cm |
| Nq $l/(s km^2)$ | 3.52 | | 3.93 | 3.52 | 3.52 | |
| Mq $l/(s km^2)$ | 10.7 | | 16.0 | 5.37 | 10.2 | |
| Hq $l/(s km^2)$ | 62.1 | | 62.1 | 14.9 | 62.1 | |
| $h_N$ mm | 873 | | 492 | 381 | 825 | |
| $h_A$ mm | 337 | | 252 | 85 | 322 | |
| | 1953/2000 (*) 48 Jahre | | | | 1953/2000 | |
| NQ $m^3/s$ | 7.16 | am 12.08.1990 | 9.08 | 7.16 | 7.16 | am 12.08.1990 |
| MNQ $m^3/s$ | 12.9 | | 17.4 | 14.0 | 13.5 | |
| MQ $m^3/s$ | 37.0 | | 48.0 | 26.1 | 36.8 | |
| MHQ $m^3/s$ | 181 | | 172 | 96.6 | 187 | |
| HQ $m^3/s$ | 436 | am 06.06.1981 bei W= 485 cm | 427 | 436 | 436 | am 06.06.1981 bei W= 485 cm |
| $HQ_1$ $m^3/s$ | | | | | | |
| $HQ_5$ $m^3/s$ | | | | | | |
| MNq $l/(s km^2)$ | 3.73 | | 5.02 | 4.04 | 3.90 | |
| Mq $l/(s km^2)$ | 10.7 | | 13.9 | 7.54 | 10.6 | |
| MHq $l/(s km^2)$ | 52.3 | | 49.7 | 27.9 | 54.0 | |
| $Mh_N$ mm | 795 | | 372 | 422 | 793 | |
| $Mh_A$ mm | 338 | | 218 | 120 | 336 | |

## Extremwerte

| | Niedrigwasser $m^3/s$ | $l/(s km^2)$ | Datum | Hochwasser $m^3/s$ | $l/(s km^2)$ | cm | Datum |
|---|---|---|---|---|---|---|---|
| 1 | 7.16 | 2.07 | 12.08.1990 | 436 | 126 | 485 | 06.06.1981 |
| 2 | 7.71 | 2.23 | 15.09.1991 | 427 | 123 | 471 | 02.11.1998 |
| 3 | 7.75 | 2.24 | 21.06.1954 | 381 | 110 | 446 | 13.03.1981 |
| 4 | 8.90 | 2.57 | 15.09.1964 | 372 | 107 | 451 | 01.01.1987 |
| 5 | 9.12 | 2.63 | 16.12.1959 | 340 | 98.2 | 440 | 18.07.1956 |
| 6 | 9.28 | 2.68 | 23.02.1954 | 320 | 92.4 | 393 | 21.12.1965 |
| 7 | 9.28 | 2.68 | 07.01.1954 | 296 | 85.5 | 402 | 06.03.1956 |
| 8 | 9.58 | 2.77 | 01.02.1972 | 281 | 81.1 | | 03.10.1998 |
| 9 | 9.61 | 2.78 | 10.09.1996 | 268 | 77.4 | 415 | 25.02.1970 |
| 10 | 10.4 | 3.00 | 30.07.1976 | 260 | 75.1 | 410 | 01.02.1995 |

## Dauertabelle

| Unterschreitungsdauer in Tagen | Unterschrittene Abflüsse $m^3/s$: Abfluß-jahr (*) 2000 | Kalender jahr 2000 | 1953/2000 48 Kalenderjahre Obere Hüllwerte | Mittlere Werte | Untere Hüllwerte |
|---|---|---|---|---|---|
| (365) | 213 | 213 | | | |
| 364 | 206 | 206 | 427 | 201 | 65.2 |
| 363 | 200 | 200 | 417 | 174 | 64.5 |
| 362 | 199 | 199 | 367 | 162 | 54.1 |
| 361 | 188 | 188 | 340 | 149 | 53.0 |
| 360 | 185 | 185 | 278 | 141 | 50.1 |
| 359 | 180 | 180 | 262 | 133 | 44.5 |
| 358 | 179 | 179 | 244 | 128 | 43.5 |
| 357 | 177 | 177 | 225 | 123 | 42.1 |
| 356 | 168 | 168 | 223 | 119 | 41.8 |
| 350 | 129 | 129 | 183 | 101 | 39.2 |
| 340 | 96.0 | 96.0 | 151 | 83.0 | 35.5 |
| 330 | 80.5 | 80.5 | 133 | 71.1 | 33.4 |
| 320 | 66.0 | 66.0 | 117 | 63.4 | 31.5 |
| 300 | 55.5 | 52.1 | 102 | 53.2 | 26.7 |
| 270 | 38.1 | 35.4 | 85.4 | 43.3 | 24.0 |
| 240 | 31.8 | 28.7 | 65.6 | 36.7 | 19.4 |
| 210 | 25.8 | 23.4 | 56.4 | 31.6 | 17.2 |
| 183 | 23.2 | 21.0 | 48.9 | 27.9 | 14.7 |
| 150 | 20.1 | 18.1 | 44.8 | 23.9 | 13.2 |
| 130 | 18.4 | 17.2 | 42.5 | 21.8 | 12.5 |
| 120 | 17.9 | 16.7 | 41.1 | 20.8 | 12.2 |
| 110 | 17.2 | 16.3 | 39.2 | 19.8 | 11.9 |
| 100 | 16.7 | 15.8 | 37.7 | 18.9 | 11.9 |
| 90 | 16.3 | 15.3 | 36.8 | 18.1 | 11.2 |
| 80 | 15.4 | 15.0 | 35.6 | 17.3 | 11.2 |
| 70 | 15.1 | 14.9 | 34.3 | 16.5 | 10.8 |
| 60 | 14.9 | 14.6 | 33.5 | 15.8 | 10.5 |
| 50 | 14.6 | 14.3 | 33.1 | 15.0 | 9.88 |
| 40 | 14.3 | 13.9 | 32.2 | 14.2 | 9.74 |
| 30 | 13.8 | 13.7 | 30.9 | 13.3 | 9.45 |
| 25 | 13.7 | 13.7 | 30.6 | 12.9 | 9.30 |
| 20 | 13.6 | 13.5 | 30.4 | 12.5 | 9.21 |
| 15 | 13.5 | 13.4 | 29.9 | 11.9 | 8.41 |
| 10 | 13.1 | 13.0 | 29.4 | 11.3 | 8.16 |
| 9 | 13.0 | 13.0 | 29.4 | 11.2 | 8.16 |
| 8 | 12.9 | 13.0 | 29.4 | 11.0 | 8.16 |
| 7 | 12.9 | 12.9 | 28.9 | 10.8 | 8.16 |
| 6 | 12.9 | 12.9 | 28.8 | 10.6 | 8.16 |
| 5 | 12.9 | 12.9 | 28.8 | 10.5 | 7.91 |
| 4 | 12.9 | 12.9 | 28.8 | 10.3 | 7.91 |
| 3 | 12.9 | 12.9 | 28.7 | 9.93 | 7.91 |
| 2 | 12.8 | 12.8 | 28.7 | 9.59 | 7.66 |
| 1 | 12.8 | 12.8 | 28.3 | 9.00 | 7.66 |
| 0 | 12.2 | 12.2 | 28.0 | 7.16 | 7.16 |

(*) Abflußjahr: 1.11. des Vorjahres bis 31.10.
Repräsentativ für die Leine
Einflüsse: Odertalsperre seit 1934 Sösetalsperre seit 1931
RB Salzderhelden seit 1985

NLÖ Hildesheim

$A_{Eo}$ : 5304 km²
PNP :NN + 43.81 m
Lage: 87.1 km oberhalb der Mündung links

# Q
m³/s

Pegel : Herrenhausen Nr. 48800108
Gewässer : Leine
Gebiet : Leine

## Tageswerte

| Tag | 1999 Nov | 1999 Dez | 2000 Jan | Feb | Mrz | Apr | Mai | Jun | Jul | Aug | Sep | Okt | Nov | Dez |
|---|---|---|---|---|---|---|---|---|---|---|---|---|---|---|
| 1. | 21.1 | 23.8 | 51.2 | 148 | 119 | 91.7 | 49.1 | 27.8 | 21.8 | 21.1 | 17.7 | 16.4 | 18.0 | 18.1 |
| 2. | 18.4 | 27.1 | 49.3 | 144 | 124 | 86.7 | 43.8 | 26.7 | 21.5 | 22.3 | 19.2 | 16.5 | 18.9 | 18.0 |
| 3. | 20.7 | 31.5 | 48.0 | 140 | 129 | 82.5 | 41.6 | 26.0 | 24.6 | 23.5 | 24.8 | 16.7 | 20.5 | 17.8 |
| 4. | 21.4 | 31.4 | 49.0 | 124 | 158 | 80.0 | 39.8 | 26.3 | 28.7 | 22.1 | 25.2 | 16.8 | 18.9 | 16.7 |
| 5. | 18.3 | 29.8 | 60.3 | 104 | 148 | 77.2 | 37.3 | 32.2 | 32.3 | 20.0 | 22.0 | 17.2 | 19.6 | 17.2 |
| 6. | 18.2 | 27.9 | 68.9 | 94.9 | 133 | 70.5 | 36.9 | 43.9 | 63.2 | 19.7 | 21.5 | 17.0 | 18.5 | 17.0 |
| 7. | 18.6 | 29.4 | 62.8 | 87.9 | 120 | 66.1 | 35.2 | 38.7 | 40.3 | 18.9 | 26.2 | 17.0 | 19.6 | 17.0 |
| 8. | 19.3 | 46.8 | 58.1 | 83.3 | 114 | 62.7 | 35.3 | 35.4 | 32.1 | 18.7 | 29.6 | 16.7 | 20.2 | 17.1 |
| 9. | 19.1 | 48.8 | 53.5 | 87.9 | 150 | 60.9 | 37.2 | 32.0 | 29.6 | 18.6 | 26.2 | 16.9 | 18.6 | 16.9 |
| 10. | 18.9 | 42.0 | 49.3 | 85.6 | 182 | 59.3 | 35.9 | 28.8 | 28.0 | 18.5 | 22.9 | 17.7 | 18.4 | 16.9 |
| 11. | 19.3 | 38.5 | 46.1 | 79.7 | 209 | 57.7 | 33.7 | 29.1 | 27.7 | 17.9 | 22.8 | 17.9 | 17.0 | 19.1 |
| 12. | 21.6 | 45.1 | 43.4 | 75.8 | 217 | 56.5 | 32.3 | 30.5 | 27.2 | 18.1 | 20.8 | 17.1 | 16.7 | 23.7 |
| 13. | 20.0 | 74.2 | 41.6 | 80.4 | 223 | 55.4 | 31.2 | 26.9 | 24.8 | 17.3 | 19.5 | 17.0 | 17.0 | 24.1 |
| 14. | 19.2 | 80.6 | 40.2 | 108 | 235 | 54.8 | 30.0 | 25.2 | 24.8 | 16.7 | 19.0 | 16.8 | 18.1 | 27.7 |
| 15. | 19.6 | 71.3 | 38.1 | 93.8 | 238 | 53.5 | 29.2 | 26.4 | 29.0 | 17.5 | 18.7 | 16.5 | 19.5 | 26.7 |
| 16. | 19.2 | 59.9 | 36.6 | 86.9 | 254 | 51.9 | 29.2 | 25.8 | 26.8 | 18.1 | 22.4 | 16.3 | 18.2 | 30.3 |
| 17. | 18.9 | 49.4 | 36.1 | 86.0 | 261 | 49.5 | 28.5 | 24.2 | 25.4 | 26.7 | 21.7 | 15.8 | 18.2 | 34.4 |
| 18. | 19.2 | 47.4 | 38.2 | 81.3 | 260 | 48.0 | 29.5 | 23.3 | 22.6 | 19.7 | 19.6 | 15.9 | 18.9 | 30.2 |
| 19. | 19.8 | 46.5 | 45.4 | 81.5 | 270 | 49.0 | 30.6 | 22.9 | 22.2 | 29.7 | 18.5 | 16.6 | 18.5 | 27.5 |
| 20. | 20.7 | 40.8 | 44.3 | 91.1 | 267 | 50.7 | 31.7 | 22.5 | 23.1 | 42.7 | 18.4 | 16.6 | 17.8 | 25.2 |
| 21. | 20.1 | 38.0 | 46.9 | 95.8 | 243 | 47.4 | 39.5 | 22.9 | 21.2 | 30.8 | 17.8 | 17.1 | 17.7 | 23.7 |
| 22. | 18.8 | 35.1 | 58.3 | 85.1 | 228 | 44.7 | 34.7 | 27.8 | 22.2 | 28.6 | 18.3 | 15.4 | 17.0 | 22.5 |
| 23. | 19.8 | 33.9 | 61.0 | 80.0 | 196 | 43.8 | 33.2 | 23.9 | 23.0 | 24.2 | 18.4 | 15.7 | 17.8 | 21.0 |
| 24. | 22.5 | 33.2 | 54.8 | 77.6 | 164 | 47.6 | 32.3 | 23.1 | 21.5 | 22.3 | 17.4 | 16.0 | 18.3 | 21.3 |
| 25. | 24.9 | 35.1 | 48.4 | 93.1 | 143 | 45.4 | 29.2 | 25.5 | 21.7 | 20.7 | 19.1 | 16.2 | 17.6 | 21.5 |
| 26. | 25.5 | 48.6 | 43.5 | 137 | 132 | 42.5 | 34.1 | 23.8 | 25.2 | 19.4 | 19.8 | 16.7 | 16.8 | 21.6 |
| 27. | 25.3 | 78.8 | 42.1 | 138 | 121 | 41.1 | 30.5 | 22.7 | 23.0 | 18.7 | 21.0 | 17.5 | 17.3 | 20.9 |
| 28. | 24.8 | 91.7 | 40.7 | 122 | 113 | 40.2 | 28.3 | 22.3 | 24.3 | 17.9 | 18.3 | 20.4 | 18.6 | 22.4 |
| 29. | 24.3 | 73.3 | 43.2 | 117 | 110 | 39.0 | 28.5 | 22.1 | 22.6 | 17.1 | 18.3 | 20.0 | 19.5 | 24.1 |
| 30. | 23.8 | 61.2 | 113 | | 104 | 49.4 | 29.8 | 21.9 | 21.3 | 16.9 | 16.8 | 18.3 | 19.0 | 21.9 |
| 31. | | 55.8 | 151 | | 96.7 | | 29.8 | | 21.0 | 18.1 | | 17.9 | | 20.5 |

## Hauptwerte

| | 1999 Nov | 1999 Dez | 2000 Jan | Feb | Mrz | Apr | Mai | Jun | Jul | Aug | Sep | Okt | Nov | Dez |
|---|---|---|---|---|---|---|---|---|---|---|---|---|---|---|
| Tag | 6. | 1. | 17. | 12. | 31. | 29. | 28. | 30. | 31. | 14. | 30. | 22. | 12. | 4. |
| NQ | 18.2 | 23.8 | 36.1 | 75.8 | 96.7 | 39.0 | 28.3 | 21.9 | 21.0 | 16.7 | 16.8 | 15.4 | 16.7 | 16.7 |
| MQ | 20.7 | 47.6 | 53.7 | 100 | 176 | 56.9 | 33.8 | 27.0 | 26.5 | 21.4 | 20.7 | 17.0 | 18.4 | 22.0 |
| HQ | 29.5 | 100 | 156 | 150 | 275 | 95.2 | 54.3 | 51.8 | 83.6 | 50.5 | 33.4 | 23.5 | 28.6 | 36.1 |
| Tag | 1. | 27. | 31. | 1. | 19.+ | 1. | 1. | 6. | 6. | 20. | 27. | 28. | 28. | 17. |
| $h_N$ mm | 45 | 103 | 75 | 87 | 127 | 35 | 52 | 60 | 94 | 61 | 56 | 38 | 40 | 61 |
| $h_A$ mm | 10 | 24 | 27 | 47 | 89 | 28 | 17 | 13 | 13 | 11 | 10 | 9 | 9 | 11 |

| | 1940/1999 | | 1941/2000 | | | | | | | | | | | 60 Jahre |
|---|---|---|---|---|---|---|---|---|---|---|---|---|---|---|
| Jahr | 1959 | 1959 | 1972 | 1972 | 1972 | 1960 | 1960 | 1959 | 1959 | 1947 | 1947 | 1947 | 1959 | 1959 |
| NQ | 10.3 | 9.40 | 11.2 | 12.3 | 15.7 | 14.8 | 15.0 | 11.4 | 10.5 | 9.60 | 9.30 | 8.90 | 10.3 | 9.40 |
| MNQ | 25.5 | 32.0 | 38.8 | 44.9 | 44.6 | 44.7 | 31.0 | 26.9 | 23.5 | 21.0 | 20.2 | 20.9 | 25.4 | 31.6 |
| MQ | 41.9 | 61.8 | 73.0 | 78.2 | 80.8 | 66.4 | 43.8 | 39.4 | 34.8 | 29.1 | 26.7 | 30.8 | 40.8 | 61.0 |
| MHQ | 87.5 | 129 | 148 | 150 | 160 | 108 | 80.4 | 81.3 | 69.0 | 58.4 | 51.1 | 61.7 | 82.7 | 127 |
| HQ | 462 | 382 | 468 | 1050 | 746 | 305 | 196 | 250 | 360 | 140 | 154 | 285 | 462 | 382 |
| Jahr | 1998 | 1954 | 1987 | 1946 | 1947 | 1994 | 1961 | 1981 | 1956 | 1981 | 1957 | 1998 | 1998 | 1954 |

| | 1960/1999 | | 1961/2000 | | | | | | | | | | | 40 Jahre |
|---|---|---|---|---|---|---|---|---|---|---|---|---|---|---|
| $Mh_N$ mm | 65 | 76 | 64 | 50 | 60 | 57 | 66 | 80 | 72 | 71 | 58 | 56 | 64 | 74 |
| $Mh_A$ mm | 20 | 31 | 37 | 37 | 41 | 32 | 22 | 19 | 18 | 15 | 13 | 16 | 20 | 31 |

| | Abflußjahr (*) 2000 Jahr | Datum | Winter | Sommer | Kalenderjahr 2000 Jahr | Datum |
|---|---|---|---|---|---|---|
| NQ m³/s | 15.4 | am 22.10.2000 | 18.2 | 15.4 | 15.4 | am 22.10.2000 |
| MQ m³/s | 50.1 | | 76.0 | 24.4 | 47.7 | |
| HQ m³/s | 275 | am 19.03.2000 bei W= 542 cm | 275 | 83.6 | 275 | am 19.03.2000 bei W= 542 cm |
| Nq l/(s km²) | 2.90 | | 3.43 | 2.90 | 2.90 | |
| Mq l/(s km²) | 9.44 | | 14.3 | 4.60 | 9.00 | |
| Hq l/(s km²) | 51.8 | | 51.8 | 15.8 | 51.8 | |
| $h_N$ mm | 833 | | 472 | 361 | 786 | |
| $h_A$ mm | 298 | | 225 | 73 | 285 | |
| | 1941/2000 (*) 60 Jahre | | | | 1941/2000 | |
| NQ m³/s | 8.90 | am 06.10.1947 | 9.40 | 8.90 | 8.90 | am 06.10.1947 |
| MNQ m³/s | 16.1 | | 21.9 | 17.6 | 16.9 | |
| MQ m³/s | 50.4 | | 67.0 | 34.1 | 50.3 | |
| MHQ m³/s | 250 | | 244 | 117 | 258 | |
| HQ m³/s | 1050 | am 10.02.1946 bei W= 644 cm | 1050 | 360 | 1050 | am 10.02.1946 bei W= 644 cm |
| $HQ_1$ m³/s | 178 | | 168 | 85.0 | 178 | |
| $HQ_5$ m³/s | 344 | | 341 | 159 | 344 | |
| MNq l/(s km²) | 3.04 | | 4.13 | 3.32 | 3.19 | |
| Mq l/(s km²) | 9.50 | | 12.6 | 6.43 | 9.48 | |
| MHq l/(s km²) | 47.2 | | 46.0 | 22.1 | 48.7 | |
| | 1961/2000 (*) 40 Jahre | | | | 1961/2000 | |
| $Mh_N$ mm | 774 | | 372 | 402 | 772 | |
| $Mh_A$ mm | 300 | | 199 | 102 | 300 | |

## Extremwerte

| | Niedrigwasser m³/s | l/(s km²) | Datum | Hochwasser m³/s | l/(s km²) | cm | Datum |
|---|---|---|---|---|---|---|---|
| 1 | 8.90 | 1.68 | 06.10.1947 | 1050 | 198 | 644 | 10.02.1946 |
| 2 | 9.40 | 1.77 | 17.12.1959 | 748 *) | 141 | 578 | 16.03.1947 |
| 3 | 10.5 | 1.98 | 31.12.1976 | 583 | 110 | 589 | 13.03.1981 |
| 4 | 11.2 | 2.11 | 16.09.1991 | 468 | 88.2 | 588 | 02.01.1987 |
| 5 | 11.2 | 2.11 | 18.01.1972 | 468 | 88.2 | 538 | 21.03.1942 |
| 6 | 11.5 | 2.17 | 13.10.1991 | 462 | 87.1 | 587 | 03.11.1998 |
| 7 | 11.7 | 2.21 | 10.09.1996 | 413 | 77.9 | 565 | 24.02.1970 |
| 8 | 12.0 | 2.26 | 23.06.1954 | 388 | 73.2 | 560 | 16.01.1968 |
| 9 | 12.0 | 2.26 | 11.10.1949 | 382 *) | 72.0 | 516 | 30.12.1954 |
| 10 | 12.1 | 2.28 | 09.07.1976 | 372 | 70.1 | 541 | 16.01.1948 |

## Dauertabelle

| Unterschreitungsdauer in Tagen | Unterschrittene Abflüsse m³/s: Abfluß-jahr (*) 2000 | Kalender jahr 2000 | 1941/2000 60 Kalenderjahre: Obere Hüllwerte | Mittlere Werte | Untere Hüllwerte |
|---|---|---|---|---|---|
| (365) | | | | | |
| 364 | 267 | 267 | 924 | 287 | 98.0 |
| 363 | 261 | 261 | 816 | 250 | 88.7 |
| 362 | 260 | 260 | 724 | 224 | 82.0 |
| 361 | 254 | 254 | 570 | 209 | 77.3 |
| 360 | 243 | 243 | 406 | 200 | 75.7 |
| 359 | 238 | 238 | 406 | 193 | 74.6 |
| 358 | 235 | 235 | 404 | 184 | 71.5 |
| 357 | 228 | 228 | 306 | 176 | 68.8 |
| 356 | 223 | 223 | 294 | 170 | 67.7 |
| 350 | 158 | 158 | 251 | 145 | 63.5 |
| 340 | 133 | 133 | 213 | 117 | 54.0 |
| 330 | 114 | 114 | 194 | 101 | 50.2 |
| 320 | 93.8 | 93.8 | 167 | 88.7 | 43.3 |
| 300 | 79.7 | 77.2 | 146 | 74.6 | 37.2 |
| 270 | 51.9 | 49.0 | 114 | 58.9 | 28.2 |
| 240 | 43.8 | 39.0 | 88.4 | 48.9 | 24.5 |
| 210 | 35.4 | 30.3 | 74.9 | 41.6 | 19.9 |
| 183 | 30.0 | 26.9 | 69.3 | 36.2 | 15.9 |
| 150 | 26.0 | 23.1 | 63.3 | 31.1 | 13.6 |
| 130 | 23.9 | 22.1 | 60.3 | 28.5 | 13.2 |
| 120 | 23.0 | 21.6 | 58.2 | 27.1 | 12.7 |
| 110 | 22.4 | 20.8 | 56.3 | 25.8 | 12.3 |
| 100 | 21.7 | 19.7 | 54.4 | 24.6 | 12.1 |
| 90 | 21.1 | 19.1 | 52.4 | 23.5 | 11.9 |
| 80 | 20.0 | 18.7 | 51.0 | 22.4 | 11.9 |
| 70 | 19.4 | 18.4 | 49.6 | 21.4 | 11.4 |
| 60 | 19.0 | 18.2 | 48.0 | 20.6 | 11.4 |
| 50 | 18.5 | 17.9 | 46.8 | 19.5 | 11.2 |
| 40 | 18.2 | 17.3 | 44.9 | 18.3 | 11.0 |
| 30 | 17.5 | 17.1 | 43.6 | 17.3 | 11.0 |
| 25 | 17.2 | 17.0 | 42.9 | 16.6 | 10.8 |
| 20 | 17.0 | 16.9 | 42.1 | 15.9 | 10.5 |
| 15 | 16.8 | 16.8 | 40.6 | 15.2 | 10.5 |
| 10 | 16.6 | 16.6 | 39.0 | 14.1 | 10.5 |
| 9 | 16.6 | 16.6 | 38.7 | 13.9 | 10.3 |
| 8 | 16.5 | 16.5 | 38.0 | 13.5 | 10.3 |
| 7 | 16.4 | 16.4 | 37.8 | 13.2 | 10.3 |
| 6 | 16.3 | 16.3 | 36.5 | 13.0 | 10.3 |
| 5 | 16.2 | 16.2 | 36.4 | 12.8 | 10.1 |
| 4 | 16.0 | 16.0 | 36.4 | 12.3 | 9.60 |
| 3 | 15.9 | 15.9 | 36.2 | 12.0 | 9.60 |
| 2 | 15.8 | 15.8 | 36.2 | 11.5 | 9.30 |
| 1 | 15.7 | 15.7 | 35.2 | 10.9 | 9.10 |
| 0 | 15.4 | 15.4 | 34.8 | 8.90 | 8.90 |

(*) Abflußjahr: 1.11. des Vorjahres bis 31.10.

HQ1, HQ5 : Jahresreihe 1941/2000

Extremwerte ab 1941

*) eisbeeinflußt

eisfrei

$A_{Eo}$ : 6443 km²
PNP :NN + 20.99 m
Lage: 6.2 km oberhalb der Mündung rechts

# Q
m³/s

Pegel : Schwarmstedt Nr. 48800301
Gewässer : Leine
Gebiet : Leine

## Tageswerte

| Tag | 1999 Nov | 1999 Dez | 2000 Jan | Feb | Mrz | Apr | Mai | Jun | Jul | Aug | Sep | Okt | Nov | Dez |
|---|---|---|---|---|---|---|---|---|---|---|---|---|---|---|
| 1. | 26.5 | 25.5 | 56.8 | 141 | 122 | 112 | 54.9 | 33.0 | 24.9 | 24.7 | 20.9 | 23.9 | 24.9 | 25.9 |
| 2. | 27.1 | 26.0 | 52.9 | 140 | 125 | 106 | 53.2 | 31.6 | 24.5 | 25.5 | 20.9 | 23.3 | 25.0 | 25.2 |
| 3. | 26.3 | 28.4 | 50.9 | 137 | 130 | 101 | 49.4 | 30.6 | 24.2 | 27.7 | 23.3 | 23.2 | 26.1 | 25.3 |
| 4. | 27.2 | 33.6 | 50.3 | 134 | 146 | 95.8 | 47.4 | 30.0 | 29.6 | 26.4 | 27.4 | 23.3 | 26.1 | 24.6 |
| 5. | 27.9 | 31.3 | 58.4 | 120 | 156 | 92.3 | 45.5 | 30.9 | 32.1 | 24.5 | 25.6 | 24.2 | 25.0 | 23.7 |
| 6. | 25.5 | 29.9 | 65.1 | 105 | 153 | 87.3 | 43.6 | 34.6 | 40.5 | 23.2 | 24.3 | 23.9 | 25.8 | 23.9 |
| 7. | 25.3 | 29.3 | 66.9 | 96.1 | 140 | 80.2 | 42.2 | 42.0 | 51.3 | 22.4 | 25.4 | 23.3 | 25.3 | 23.9 |
| 8. | 25.4 | 36.9 | 62.6 | 91.5 | 129 | 76.0 | 41.2 | 38.4 | 38.3 | 21.9 | 28.4 | 23.7 | 26.7 | 24.0 |
| 9. | 26.1 | 50.2 | 58.5 | 92.1 | 135 | 72.7 | 42.0 | 36.4 | 33.4 | 22.4 | 29.9 | 23.8 | 26.3 | 24.2 |
| 10. | 26.2 | 47.0 | 54.2 | 92.7 | 170 | 71.0 | 42.1 | 33.8 | 30.9 | 22.4 | 27.2 | 24.7 | 25.2 | 23.9 |
| 11. | 25.6 | 41.5 | 50.8 | 87.2 | 197 | 68.7 | 41.1 | 31.8 | 30.6 | 22.3 | 25.5 | 25.7 | 24.7 | 24.2 |
| 12. | 26.2 | 40.6 | 47.9 | 82.0 | 221 | 67.4 | 39.2 | 31.5 | 31.7 | 22.3 | 24.3 | 25.4 | 22.9 | 27.3 |
| 13. | 27.7 | 56.5 | 46.0 | 81.1 | 242 | 67.1 | 37.9 | 32.0 | 29.6 | 22.1 | 23.6 | 24.5 | 23.3 | 30.7 |
| 14. | 26.9 | 74.9 | 44.2 | 94.2 | 243 | 65.2 | 36.9 | 29.8 | 29.0 | 21.2 | 22.5 | 24.2 | 23.7 | 35.3 |
| 15. | 26.1 | 81.0 | 42.7 | 107 | 252 | 63.5 | 36.0 | 28.9 | 29.8 | 20.7 | 22.1 | 23.1 | 24.1 | 34.8 |
| 16. | 26.3 | 70.2 | 41.1 | 99.9 | 265 | 61.6 | 35.3 | 29.5 | 31.6 | 20.7 | 21.6 | 22.9 | 25.4 | 35.7 |
| 17. | 26.1 | 58.9 | 40.4 | 95.4 | 267 | 59.6 | 35.1 | 29.1 | 29.8 | 22.4 | 25.1 | 22.6 | 24.5 | 38.4 |
| 18. | 25.4 | 57.2 | 40.9 | 89.8 | 266 | 57.2 | 34.7 | 27.8 | 28.1 | 28.1 | 23.8 | 22.4 | 25.0 | 37.8 |
| 19. | 26.1 | 50.1 | 45.6 | 87.0 | 266 | 55.8 | 35.1 | 27.3 | 26.9 | 24.1 | 22.3 | 22.2 | 25.4 | 35.1 |
| 20. | 27.3 | 47.2 | 47.0 | 90.0 | 267 | 57.5 | 36.1 | 26.7 | 26.4 | 33.2 | 21.3 | 23.1 | 25.0 | 33.2 |
| 21. | 28.3 | 42.7 | 46.6 | 100 | 269 | 57.1 | 37.1 | 26.5 | 25.9 | 37.1 | 21.3 | 23.0 | 23.9 | 31.2 |
| 22. | 27.1 | 40.1 | 51.3 | 99.7 | 263 | 54.1 | 41.5 | 28.1 | 25.4 | 31.5 | 20.5 | 23.3 | 24.4 | 29.8 |
| 23. | 26.3 | 37.8 | 62.2 | 94.1 | 243 | 51.7 | 38.8 | 30.9 | 26.6 | 29.5 | 20.9 | 22.3 | 24.3 | 29.2 |
| 24. | 27.4 | 37.4 | 61.9 | 87.7 | 222 | 51.9 | 37.1 | 27.6 | 26.6 | 26.4 | 20.8 | 22.6 | 25.4 | 27.9 |
| 25. | 29.4 | 37.2 | 55.2 | 91.8 | 199 | 56.9 | 37.1 | 27.0 | 25.4 | 24.6 | 20.1 | 22.7 | 25.3 | 28.0 |
| 26. | 30.8 | 42.3 | 50.1 | 118 | 178 | 53.1 | 35.6 | 28.1 | 26.6 | 23.5 | 22.0 | 22.7 | 24.2 | 28.0 |
| 27. | 31.4 | 56.5 | 46.7 | 137 | 163 | 50.3 | 37.2 | 26.8 | 27.4 | 22.8 | 22.7 | 23.8 | 23.8 | 27.8 |
| 28. | 31.6 | 81.7 | 45.6 | 136 | 146 | 48.7 | 34.6 | 26.1 | 26.5 | 22.9 | 25.6 | 26.6 | 23.9 | 27.8 |
| 29. | 31.0 | 83.6 | 45.1 | 130 | 134 | 47.3 | 32.9 | 25.7 | 28.0 | 22.5 | 22.5 | 28.5 | 26.5 | 29.0 |
| 30. | 30.7 | 70.0 | 71.9 | | 128 | 47.6 | 32.8 | 25.1 | 26.8 | 21.9 | 20.8 | 27.0 | 26.5 | 29.8 |
| 31. | | 61.5 | 119 | | 120 | | 33.3 | | 25.8 | 21.4 | | 25.9 | | 28.4 |
| Tag | 7. | 1. | 17. | 13. | 31. | 29. | 30. | 30. | 3. | 15.+ | 25. | 19. | 12. | 5. |
| NQ | 25.3 | 25.5 | 40.4 | 81.1 | 120 | 47.3 | 32.8 | 25.1 | 24.2 | 20.7 | 20.1 | 22.2 | 22.9 | 23.7 |
| MQ | 27.4 | 48.6 | 54.2 | 105 | 192 | 67.9 | 39.6 | 30.3 | 29.4 | 24.6 | 23.4 | 23.9 | 25.0 | 28.8 |
| HQ | 31.6 | 87.1 | 134 | 143 | 271 | 116 | 55.9 | 42.7 | 54.0 | 39.4 | 30.3 | 29.8 | 27.4 | 39.4 |
| Tag | 27.+ | 29. | 31. | 1.+ | 21.+ | 1. | 1. | 7. | 7. | 21. | 9. | 28.+ | 3.+ | 17. |
| $h_N$ mm | 42 | 100 | 70 | 84 | 122 | 35 | 49 | 54 | 90 | 59 | 59 | 37 | 38 | 58 |
| $h_A$ mm | 11 | 20 | 23 | 41 | 80 | 27 | 16 | 12 | 12 | 10 | 9 | 10 | 10 | 12 |

## Hauptwerte

| | 1940/1999 | | 1941/2000 | | | | | | | | | | | |
|---|---|---|---|---|---|---|---|---|---|---|---|---|---|---|
| | | | 60 Jahre | | | | | | | | | | | |
| Jahr | 1949 | 1959 | 1977 | 1954 | 1960 | 1960 | 1954 | 1954 | 1954 | 1949 | 1947 | 1947 | 1949 | 1959 |
| NQ | 10.2 | 14.6 | 16.0 | 19.6 | 21.6 | 18.1 | 17.2 | 14.0 | 14.0 | 13.6 | 11.0 | 8.50 | 10.2 | 14.6 |
| MNQ | 31.4 | 40.0 | 49.8 | 57.5 | 55.9 | 56.3 | 38.7 | 33.5 | 30.0 | 26.6 | 25.3 | 25.7 | 31.3 | 39.7 |
| MQ | 50.5 | 74.3 | 91.8 | 96.6 | 99.5 | 83.5 | 53.7 | 47.9 | 42.8 | 35.6 | 31.9 | 36.2 | 49.1 | 73.4 |
| MHQ | 90.7 | 136 | 166 | 173 | 190 | 130 | 88.0 | 83.2 | 73.4 | 58.0 | 50.3 | 62.6 | 87.4 | 134 |
| HQ | 518 | 334 | 571 | 1200 | 894 | 310 | 229 | 288 | 494 | 144 | 154 | 286 | 518 | 334 |
| Jahr | 1998 | 1965 | 1987 | 1946 | 1947 | 1988 | 1961 | 1981 | 1956 | 1958 | 1957 | 1998 | 1998 | 1965 |
| | 1955/1999 | | 1956/2000 | | | | | | | | | | | |
| | | | 45 Jahre | | | | | | | | | | | |
| $Mh_N$ mm | 61 | 74 | 63 | 49 | 58 | 55 | 64 | 79 | 74 | 74 | 57 | 57 | 61 | 73 |
| $Mh_A$ mm | 20 | 31 | 38 | 38 | 41 | 34 | 22 | 19 | 18 | 15 | 13 | 15 | 20 | 31 |

| | Abflußjahr (*) 2000 Jahr | Datum | Winter | Sommer | Kalenderjahr 2000 Jahr | Datum |
|---|---|---|---|---|---|---|
| NQ m³/s | 20.1 | am 25.09.2000 | 25.3 | 20.1 | 20.1 | am 25.09.2000 |
| MQ m³/s | 55.5 | | 82.7 | 28.6 | 53.6 | |
| HQ m³/s | 271 | am 21.03.2000 bei W= 511 cm | 271 | 55.9 | 271 | am 21.03.2000 bei W= 511 cm |
| Nq l/(s km²) | 3.12 | | 3.93 | 3.12 | 3.12 | |
| Mq l/(s km²) | 8.61 | | 12.8 | 4.43 | 8.32 | |
| Hq l/(s km²) | 42.1 | | 42.1 | 8.68 | 42.1 | |
| $h_N$ mm | 801 | | 453 | 348 | 755 | |
| $h_A$ mm | 272 | | 202 | 70 | 263 | |
| | 1941/2000 (*) 60 Jahre | | | | 1941/2000 | |
| NQ m³/s | 8.50 | am 05.10.1947 | 10.2 | 8.50 | 8.50 | am 05.10.1947 |
| MNQ m³/s | 20.6 | | 27.6 | 22.3 | 21.7 | |
| MQ m³/s | 61.9 | | 82.7 | 41.4 | 61.7 | |
| MHQ m³/s | 287 | | 280 | 126 | 296 | |
| HQ m³/s | 1200 | am 11.02.1946 bei W= 612 cm | 1200 | 494 | 1200 | am 11.02.1946 bei W= 612 cm |
| $HQ_1$ m³/s | 205 | | 182 | 93.4 | 205 | |
| $HQ_5$ m³/s | 386 | | 378 | 172 | 386 | |
| MNq l/(s km²) | 3.20 | | 4.28 | 3.46 | 3.37 | |
| Mq l/(s km²) | 9.61 | | 12.8 | 6.43 | 9.58 | |
| MHq l/(s km²) | 44.5 | | 43.4 | 19.6 | 45.9 | |
| | 1956/2000 (*) 45 Jahre | | | | 1956/2000 | |
| $Mh_N$ mm | 764 | | 359 | 404 | 763 | |
| $Mh_A$ mm | 303 | | 202 | 102 | 303 | |

## Extremwerte

| | Niedrigwasser m³/s | l/(s km²) | Datum | Hochwasser m³/s | l/(s km²) | cm | Datum |
|---|---|---|---|---|---|---|---|
| 1 | 8.50 | 1.32 | 05.10.1947 | 1200 | 186 | 612 | 11.02.1946 |
| 2 | 10.2 | 1.58 | 10.11.1949 | 894 *) | 139 | 438 | 16.03.1947 |
| 3 | 13.1 | 2.03 | 09.11.1959 | 727 | 113 | 590 | 14.03.1981 |
| 4 | 14.0 | 2.17 | 29.06.1954 | 571 | 88.6 | 589 | 03.01.1987 |
| 5 | 15.3 | 2.37 | 23.09.1991 | 542 | 84.1 | 573 | 25.02.1970 |
| 6 | 15.3 | 2.37 | 21.12.1953 | 518 | 80.4 | 577 | 04.11.1998 |
| 7 | 15.5 | 2.41 | 08.11.1976 | 494 | 76.7 | 566 | 20.07.1956 |
| 8 | 16.1 | 2.50 | 31.07.1960 | 491 | 76.2 | 566 | 18.01.1968 |
| 9 | 16.2 | 2.51 | 15.09.1964 | 460 | 71.4 | 561 | 06.03.1956 |
| 10 | 16.2 | 2.51 | 14.10.1948 | 394 | 61.2 | 555 | 04.01.1994 |

## Dauertabelle

| Unterschreitungsdauer in Tagen | Unterschrittene Abflüsse m³/s: Abflußjahr (*) 2000 | Kalenderjahr 2000 | 1941/2000 60 Kalenderjahre: Obere Hüllwerte | Mittlere Werte | Untere Hüllwerte |
|---|---|---|---|---|---|
| (365) | | | | | |
| 364 | 269 | 269 | 910 | 323 | 104 |
| 363 | 267 | 267 | 690 | 279 | 94.7 |
| 362 | 267 | 267 | 652 | 261 | 89.7 |
| 361 | 266 | 266 | 528 | 244 | 87.2 |
| 360 | 265 | 265 | 441 | 232 | 87.2 |
| 359 | 263 | 263 | 425 | 221 | 82.6 |
| 358 | 252 | 252 | 419 | 215 | 81.7 |
| 357 | 252 | 252 | 404 | 207 | 78.5 |
| 356 | 243 | 243 | 337 | 203 | 77.5 |
| 350 | 178 | 178 | 322 | 175 | 67.1 |
| 340 | 140 | 140 | 272 | 149 | 58.8 |
| 330 | 125 | 125 | 235 | 129 | 55.6 |
| 320 | 101 | 101 | 206 | 114 | 51.2 |
| 300 | 83.6 | 82.0 | 177 | 94.1 | 42.3 |
| 270 | 57.5 | 54.1 | 152 | 73.4 | 34.7 |
| 240 | 47.4 | 42.2 | 136 | 59.5 | 28.6 |
| 210 | 40.1 | 35.3 | 108 | 50.2 | 22.8 |
| 183 | 33.6 | 30.9 | 91.4 | 43.7 | 20.3 |
| 150 | 29.6 | 27.8 | 77.3 | 37.4 | 17.7 |
| 130 | 27.7 | 26.6 | 72.0 | 34.1 | 16.7 |
| 120 | 27.1 | 26.1 | 70.1 | 32.5 | 16.4 |
| 110 | 26.7 | 25.5 | 69.2 | 30.9 | 16.2 |
| 100 | 26.3 | 25.3 | 66.2 | 29.6 | 16.1 |
| 90 | 25.9 | 24.9 | 64.1 | 28.2 | 15.6 |
| 80 | 25.5 | 24.4 | 62.4 | 27.2 | 15.1 |
| 70 | 24.9 | 24.2 | 60.1 | 26.1 | 14.6 |
| 60 | 24.3 | 23.9 | 57.6 | 25.2 | 14.1 |
| 50 | 23.5 | 23.5 | 55.6 | 23.9 | 13.6 |
| 40 | 23.0 | 23.0 | 54.1 | 22.8 | 13.0 |
| 30 | 22.6 | 22.6 | 52.4 | 21.4 | 12.3 |
| 25 | 22.5 | 22.5 | 51.2 | 20.5 | 12.3 |
| 20 | 22.3 | 22.3 | 50.2 | 19.4 | 12.0 |
| 15 | 22.0 | 22.0 | 48.4 | 18.6 | 11.8 |
| 10 | 21.3 | 21.3 | 46.2 | 17.6 | 11.5 |
| 9 | 21.2 | 21.2 | 45.7 | 17.4 | 11.5 |
| 8 | 21.2 | 21.2 | 45.4 | 17.1 | 11.5 |
| 7 | 21.2 | 21.2 | 44.8 | 16.8 | 11.5 |
| 6 | 20.9 | 20.9 | 44.2 | 16.3 | 11.5 |
| 5 | 20.9 | 20.9 | 43.8 | 15.9 | 11.5 |
| 4 | 20.8 | 20.8 | 43.3 | 15.4 | 11.0 |
| 3 | 20.8 | 20.8 | 43.0 | 14.9 | 11.0 |
| 2 | 20.7 | 20.7 | 42.6 | 14.2 | 10.6 |
| 1 | 20.5 | 20.5 | 42.6 | 13.1 | 10.2 |
| 0 | 20.1 | 20.1 | 42.2 | 8.50 | 8.50 |

(*) Abflußjahr: 1.11. des Vorjahres bis 31.10.

HQ1, HQ5 : Jahresreihe 1941/2000
Extremwerte ab 1941
*) durch Eisstau
eisfrei

$A_{Eo}$ : 895 $km^2$

PNP : NN + 130.43 m

Lage: 15.5 km oberhalb der Mündung rechts

Q $m^3/s$

Pegel : Berka R Nr. 4882173

Gewässer : Rhume

Gebiet : Leine

## Tageswerte

| Tag | 1999 Nov | 1999 Dez | 2000 Jan | Feb | Mrz | Apr | Mai | Jun | Jul | Aug | Sep | Okt | Nov | Dez |
|---|---|---|---|---|---|---|---|---|---|---|---|---|---|---|
| 1. | 5.87 | 8.55 | 11.2 | 41.2 | 26.4 | 16.4 | 9.25 | 7.51 | 6.51 | 6.63 | 5.90 | 4.77 | 5.00 | 6.09 |
| 2. | 6.04 | 10.8 | 11.7 | 33.2 | 25.1 | 15.7 | 9.24 | 7.31 | 6.49 | 6.46 | 6.77 | 5.36 | 5.51 | 6.10 |
| 3. | 6.22 | 9.90 | 11.4 | 28.5 | 25.9 | 14.9 | 9.01 | 7.12 | 6.84 | 6.81 | 6.77 | 5.17 | 5.36 | 5.93 |
| 4. | 5.88 | 9.70 | 13.0 | 24.9 | 25.4 | 13.7 | 8.79 | 8.95 | 8.62 | 6.45 | 7.94 | 5.31 | 6.38 | 5.94 |
| 5. | 5.71 | 9.07 | 18.8 | 25.7 | 23.4 | 13.1 | 8.56 | 11.9 | 16.7 | 6.28 | 6.77 | 5.12 | 5.56 | 5.77 |
| 6. | 5.71 | 8.68 | 17.3 | 24.6 | 21.9 | 12.1 | 8.34 | 11.7 | 13.6 | 6.28 | 6.42 | 4.92 | 5.41 | 5.78 |
| 7. | 5.54 | 10.5 | 16.1 | 22.4 | 20.8 | 11.6 | 8.11 | 9.78 | 10.1 | 6.27 | 9.62 | 4.90 | 6.10 | 5.79 |
| 8. | 5.89 | 14.5 | 15.0 | 20.0 | 29.4 | 11.1 | 7.88 | 9.55 | 8.78 | 6.27 | 9.40 | 5.21 | 5.95 | 5.97 |
| 9. | 5.72 | 13.2 | 14.2 | 21.4 | 74.9 | 11.1 | 8.74 | 8.26 | 7.93 | 6.27 | 7.94 | 5.18 | 5.63 | 5.80 |
| 10. | 5.55 | 12.5 | 13.4 | 18.8 | 73.5 | 11.0 | 8.52 | 7.83 | 8.96 | 6.27 | 7.32 | 4.54 | 5.48 | 5.29 |
| 11. | 7.13 | 10.8 | 12.9 | 18.5 | 56.0 | 11.0 | 8.08 | 8.89 | 8.74 | 6.45 | 6.94 | 3.83 | 5.32 | 6.17 |
| 12. | 6.41 | 16.7 | 12.2 | 17.6 | 49.2 | 11.0 | 8.07 | 7.81 | 8.10 | 6.09 | 6.59 | 3.67 | 5.34 | 6.35 |
| 13. | 6.07 | 21.6 | 12.0 | 18.0 | 40.7 | 10.8 | 7.84 | 7.41 | 7.68 | 6.09 | 6.23 | 3.51 | 5.52 | 9.10 |
| 14. | 6.07 | 18.3 | 11.5 | 17.7 | 42.1 | 10.8 | 7.65 | 7.22 | 8.08 | 6.09 | 6.23 | 3.49 | 6.05 | 8.08 |
| 15. | 6.07 | 16.2 | 10.8 | 17.1 | 50.1 | 10.8 | 7.64 | 7.39 | 8.48 | 5.91 | 6.06 | 3.60 | 5.90 | 7.89 |
| 16. | 5.90 | 13.7 | 10.6 | 17.8 | 43.0 | 10.5 | 7.63 | 7.20 | 8.26 | 7.56 | 6.23 | 3.71 | 5.74 | 10.0 |
| 17. | 5.73 | 12.2 | 10.6 | 17.5 | 41.4 | 10.3 | 7.63 | 7.01 | 7.42 | 6.44 | 6.05 | 3.83 | 5.59 | 9.59 |
| 18. | 5.74 | 11.5 | 13.1 | 16.9 | 43.4 | 10.0 | 7.62 | 7.01 | 7.20 | 6.61 | 6.05 | 4.08 | 5.77 | 9.15 |
| 19. | 5.91 | 10.8 | 13.7 | 19.2 | 42.3 | 10.5 | 8.01 | 7.00 | 7.01 | 8.38 | 6.05 | 4.36 | 5.62 | 8.54 |
| 20. | 5.91 | 10.1 | 12.4 | 21.3 | 37.6 | 10.5 | 11.6 | 6.81 | 7.00 | 8.37 | 5.85 | 4.81 | 5.81 | 8.14 |
| 21. | 5.74 | 9.69 | 14.0 | 19.3 | 33.6 | 10.0 | 9.72 | 6.80 | 7.00 | 8.78 | 5.82 | 4.83 | 5.82 | 5.89 |
| 22. | 5.92 | 9.29 | 14.3 | 17.4 | 30.8 | 9.77 | 8.85 | 6.60 | 7.00 | 7.34 | 5.97 | 4.84 | 5.84 | 4.79 |
| 23. | 5.92 | 8.89 | 13.8 | 16.2 | 29.1 | 9.54 | 8.62 | 6.59 | 6.82 | 6.61 | 5.60 | 5.02 | 5.86 | 4.50 |
| 24. | 6.96 | 8.70 | 12.5 | 16.4 | 26.9 | 9.53 | 7.97 | 7.91 | 6.82 | 6.26 | 5.74 | 4.30 | 5.86 | 4.51 |
| 25. | 7.39 | 10.5 | 11.6 | 26.6 | 24.5 | 9.30 | 8.61 | 7.48 | 6.99 | 6.26 | 5.55 | 4.31 | 5.87 | 4.52 |
| 26. | 7.82 | 13.0 | 11.4 | 25.8 | 23.3 | 9.08 | 8.81 | 7.28 | 7.38 | 6.08 | 5.69 | 4.74 | 5.88 | 4.23 |
| 27. | 8.25 | 15.8 | 11.2 | 22.6 | 21.8 | 9.07 | 8.16 | 6.73 | 6.82 | 5.90 | 5.32 | 4.76 | 5.89 | 4.38 |
| 28. | 7.87 | 14.1 | 10.7 | 21.5 | 20.0 | 8.84 | 7.72 | 6.72 | 7.17 | 5.90 | 5.30 | 5.76 | 6.07 | 4.97 |
| 29. | 8.10 | 12.5 | 12.2 | 26.0 | 19.0 | 9.27 | 7.71 | 6.71 | 6.64 | 5.72 | 5.27 | 5.94 | 6.59 | 4.83 |
| 30. | 7.71 | 12.0 | 33.9 | | 18.0 | 10.1 | 8.35 | 6.52 | 6.81 | 5.72 | 5.07 | 5.46 | 6.43 | 4.40 |
| 31. | | 11.4 | 35.8 | | 17.7 | | 7.91 | | 6.81 | 5.72 | | 5.15 | | 4.11 |
| Tag | 7. | 1. | 16.+ | 23. | 31. | 28. | 18. | 30. | 2. | 29.+ | 30. | 14. | 1. | 31. |
| NQ | 5.54 | 8.55 | 10.6 | 16.2 | 17.7 | 8.84 | 7.62 | 6.52 | 6.49 | 5.72 | 5.07 | 3.49 | 5.00 | 4.11 |
| MQ | 6.36 | 12.1 | 14.3 | 21.9 | 34.1 | 11.0 | 8.41 | 7.77 | 8.02 | 6.52 | 6.42 | 4.66 | 5.77 | 6.21 |
| HQ | 10.5 | 23.8 | 46.3 | 45.3 | 107 | 17.0 | 13.6 | 16.9 | 25.3 | 12.0 | 13.5 | 6.42 | 7.78 | 10.0 |
| Tag | 11. | 13. | 31. | 1. | 9. | 1. | 20. | 5. | 5. | 16. | 7. | 28. | 7. | 16. |
| $h_N$ mm | 51 | 109 | 91 | 98 | 148 | 37 | 72 | 78 | 105 | 67 | 59 | 49 | 50 | 66 |
| $h_A$ mm | 18 | 36 | 43 | 61 | 102 | 32 | 25 | 23 | 24 | 20 | 19 | 14 | 17 | 19 |

## Hauptwerte

| | 1955/1999 | | 1956/2000 | | | | | | 45 Jahre | | | | | |
|---|---|---|---|---|---|---|---|---|---|---|---|---|---|---|
| Jahr | 1983 | 1959 | 1972 | 1963 | 1963 | 1960 | 1993 | 1996 | 1996 | 1978 | 1991 | 1959 | 1983 | 1959 |
| NQ | 3.29 | 3.25 | 2.68 | 3.70 | 3.85 | 4.49 | 4.66 | 4.00 | 2.94 | 2.93 | 2.93 | 3.40 | 3.29 | 3.25 |
| MNQ | 6.80 | 8.15 | 8.99 | 9.94 | 10.3 | 10.0 | 7.51 | 6.55 | 6.07 | 5.84 | 5.60 | 5.81 | 6.77 | 8.03 |
| MQ | 10.5 | 14.5 | 15.3 | 15.1 | 17.1 | 14.8 | 10.4 | 9.45 | 8.49 | 7.56 | 7.42 | 8.50 | 10.5 | 14.3 |
| MHQ | 26.1 | 40.8 | 40.1 | 32.6 | 39.5 | 28.6 | 20.8 | 28.3 | 19.4 | 17.9 | 16.5 | 21.1 | 26.0 | 40.3 |
| HQ | 133 | 125 | 131 | 121 | 153 | 86.4 | 60.7 | 217 | 76.3 | 84.9 | 68.7 | 131 | 133 | 125 |
| Jahr | 1998 | 1988 | 1995 | 1970 | 1981 | 1994 | 1965 | 1981 | 1956 | 1967 | 1957 | 1998 | 1998 | 1988 |
| $Mh_N$ mm | 70 | 84 | 73 | 58 | 64 | 59 | 67 | 90 | 79 | 79 | 63 | 66 | 71 | 83 |
| $Mh_A$ mm | 30 | 43 | 46 | 42 | 51 | 43 | 31 | 27 | 25 | 23 | 21 | 25 | 30 | 43 |

| | Abflußjahr (*) 2000 Jahr | Datum | Winter | Sommer | Kalenderjahr 2000 Jahr | Datum |
|---|---|---|---|---|---|---|
| NQ $m^3/s$ | 3.49 | am 14.10.2000 | 5.54 | 3.49 | 3.49 | am 14.10.2000 |
| MQ $m^3/s$ | 11.8 | | 16.7 | 6.97 | 11.2 | |
| HQ $m^3/s$ | 107 | am 09.03.2000 bei W= 437 cm | 107 | 25.3 | 107 | am 09.03.2000 bei W= 437 cm |
| Nq $l/(s km^2)$ | 3.90 | | 6.19 | 3.90 | 3.90 | |
| Mq $l/(s km^2)$ | 13.2 | | 18.7 | 7.79 | 12.5 | |
| Hq $l/(s km^2)$ | 120 | | 120 | 28.3 | 120 | |
| $h_N$ mm | 964 | | 534 | 430 | 920 | |
| $h_A$ mm | 417 | | 293 | 124 | 396 | |
| | 1956/2000 (*) 45 Jahre | | | | 1956/2000 | |
| NQ $m^3/s$ | 2.68 | am 19.01.1972 | 2.68 | 2.93 | 2.68 | am 19.01.1972 |
| MNQ $m^3/s$ | 4.48 | | 6.07 | 4.82 | 4.60 | |
| MQ $m^3/s$ | 11.6 | | 14.6 | 8.64 | 11.6 | |
| MHQ $m^3/s$ | 76.4 | | 69.8 | 43.9 | 74.6 | |
| HQ $m^3/s$ | 217 | am 04.06.1981 bei W= 550 cm | 153 | 217 | 217 | am 04.06.1981 bei W= 550 cm |
| $HQ_1$ $m^3/s$ | | | | | | |
| $HQ_5$ $m^3/s$ | | | | | | |
| MNq $l/(s km^2)$ | 5.01 | | 6.78 | 5.39 | 5.14 | |
| Mq $l/(s km^2)$ | 13.0 | | 16.3 | 9.65 | 13.0 | |
| MHq $l/(s km^2)$ | 85.4 | | 78.0 | 49.1 | 83.4 | |
| $Mh_N$ mm | 851 | | 408 | 443 | 851 | |
| $Mh_A$ mm | 410 | | 257 | 153 | 410 | |

## Extremwerte

| | Niedrigwasser $m^3/s$ | $l/(s km^2)$ | Datum | Hochwasser $m^3/s$ | $l/(s km^2)$ | cm | Datum |
|---|---|---|---|---|---|---|---|
| 1 | 2.68 | 2.99 | 19.01.1972 | 217 | 242 | 550 | 04.06.1981 |
| 2 | 2.93 | 3.27 | 10.09.1991 | 153 | 171 | 496 | 12.03.1981 |
| 3 | 2.93 | 3.27 | 23.08.1978 | 133 | 149 | 461 | 01.11.1998 |
| 4 | 2.94 | 3.28 | 28.07.1996 | 131 | 146 | 460 | 28.10.1998 |
| 5 | 3.04 | 3.40 | 23.08.1983 | 131 | 146 | 453 | 30.01.1995 |
| 6 | 3.12 | 3.49 | 27.09.1976 | 125 | 140 | 456 | 19.12.1988 |
| 7 | 3.25 | 3.63 | 14.12.1959 | 122 | 136 | 444 | 24.12.1967 |
| 8 | 3.28 | 3.66 | 26.01.1996 | 121 | 135 | 444 | 30.12.1986 |
| 9 | 3.40 | 3.80 | 29.07.1989 | 121 | 135 | 445 | 23.02.1970 |
| 10 | 3.46 | 3.87 | 20.10.1992 | 118 | 132 | 453 | 06.01.1982 |

## Dauertabelle

| Unterschreitungsdauer in Tagen | Unterschrittene Abflüsse $m^3/s$: Abfluß-jahr (*) 2000 | Kalender jahr 2000 | 1956/2000 45 Kalenderjahre Obere Hüllwerte | Mittlere Werte | Untere Hüllwerte |
|---|---|---|---|---|---|
| (365) | 74.9 | 74.9 | | | |
| 364 | 73.5 | 73.5 | 145 | 68.1 | 19.4 |
| 363 | 56.0 | 56.0 | 138 | 55.2 | 18.4 |
| 362 | 50.1 | 50.1 | 126 | 49.8 | 17.5 |
| 361 | 49.2 | 49.2 | 122 | 45.4 | 17.3 |
| 360 | 43.4 | 43.4 | 119 | 42.4 | 16.7 |
| 359 | 43.0 | 43.0 | 104 | 40.3 | 15.9 |
| 358 | 42.3 | 42.3 | 93.9 | 37.9 | 15.9 |
| 357 | 42.1 | 42.1 | 73.1 | 35.8 | 15.9 |
| 356 | 41.4 | 41.4 | 72.4 | 34.6 | 15.5 |
| 350 | 33.6 | 33.6 | 52.7 | 28.7 | 14.3 |
| 340 | 25.9 | 25.9 | 42.8 | 23.3 | 12.4 |
| 330 | 22.6 | 22.6 | 34.7 | 20.3 | 11.6 |
| 320 | 20.8 | 19.3 | 30.2 | 18.4 | 10.8 |
| 300 | 16.9 | 16.2 | 26.1 | 15.9 | 8.74 |
| 270 | 12.4 | 11.5 | 19.9 | 13.5 | 7.30 |
| 240 | 11.0 | 9.55 | 17.6 | 11.7 | 6.59 |
| 210 | 9.25 | 8.48 | 16.2 | 10.3 | 5.81 |
| 183 | 8.38 | 7.72 | 15.1 | 9.11 | 5.33 |
| 150 | 7.64 | 6.84 | 13.5 | 8.00 | 4.82 |
| 130 | 7.12 | 6.60 | 12.7 | 7.37 | 4.62 |
| 120 | 6.94 | 6.43 | 12.2 | 7.09 | 4.48 |
| 110 | 6.80 | 6.27 | 11.9 | 6.82 | 4.33 |
| 100 | 6.60 | 6.10 | 11.8 | 6.58 | 4.17 |
| 90 | 6.42 | 6.05 | 11.5 | 6.36 | 4.17 |
| 80 | 6.26 | 5.90 | 11.2 | 6.11 | 4.04 |
| 70 | 6.08 | 5.81 | 11.0 | 5.88 | 3.96 |
| 60 | 5.92 | 5.74 | 10.7 | 5.65 | 3.85 |
| 50 | 5.85 | 5.51 | 10.5 | 5.39 | 3.80 |
| 40 | 5.73 | 5.30 | 10.1 | 5.17 | 3.70 |
| 30 | 5.32 | 5.00 | 9.93 | 4.83 | 3.55 |
| 25 | 5.18 | 4.84 | 9.73 | 4.66 | 3.51 |
| 20 | 5.02 | 4.76 | 9.52 | 4.50 | 3.42 |
| 15 | 4.81 | 4.50 | 9.45 | 4.26 | 3.39 |
| 10 | 4.36 | 4.30 | 9.23 | 4.02 | 3.32 |
| 9 | 4.31 | 4.23 | 9.23 | 4.00 | 3.32 |
| 8 | 4.30 | 4.11 | 9.23 | 3.91 | 3.32 |
| 7 | 4.08 | 4.08 | 9.07 | 3.86 | 3.29 |
| 6 | 4.08 | 4.08 | 8.99 | 3.82 | 3.29 |
| 5 | 4.08 | 4.08 | 8.98 | 3.73 | 3.28 |
| 4 | 3.71 | 3.71 | 8.80 | 3.70 | 3.20 |
| 3 | 3.67 | 3.67 | 8.79 | 3.60 | 3.08 |
| 2 | 3.60 | 3.60 | 8.74 | 3.52 | 3.07 |
| 1 | 3.51 | 3.51 | 8.73 | 3.39 | 2.94 |
| 0 | 3.49 | 3.49 | 8.56 | 2.68 | 2.68 |

(*) Abflußjahr: 1.11. des Vorjahres bis 31.10.

Repräsentativ für die Hydrologische Landschaft Harzrand

Einflüsse: Odertalsperre seit 1934

$A_{Eo}$ : 1176 $km^2$

PNP : NN + 113.85 m

Lage: 5.1 km oberhalb der Mündung rechts

Q $m^3/s$

Pegel : Northeim Nr. 4882198

Gewässer : Rhume

Gebiet : Leine

## Tageswerte

| Tag | 1999 Nov | 1999 Dez | 2000 Jan | Feb | Mrz | Apr | Mai | Jun | Jul | Aug | Sep | Okt | Nov | Dez |
|---|---|---|---|---|---|---|---|---|---|---|---|---|---|---|
| 1. | 8.55 | 12.4 | 15.6 | 61.7 | 40.1 | 20.6 | 12.6 | 10.6 | 8.67 | 9.10 | 8.09 | 7.33 | 7.55 | 8.62 |
| 2. | 8.98 | 14.9 | 16.5 | 44.7 | 39.6 | 19.9 | 12.3 | 10.4 | 8.68 | 9.09 | 9.01 | 7.54 | 8.02 | 8.67 |
| 3. | 9.87 | 13.6 | 16.3 | 36.1 | 40.8 | 19.2 | 12.0 | 10.1 | 9.41 | 9.32 | 9.95 | 7.52 | 7.80 | 8.71 |
| 4. | 9.16 | 13.4 | 18.8 | 31.2 | 40.7 | 19.1 | 11.8 | 11.9 | 11.7 | 8.82 | 10.9 | 7.29 | 8.72 | 8.76 |
| 5. | 8.91 | 12.4 | 27.7 | 31.7 | 37.1 | 18.4 | 11.8 | 17.1 | 28.7 | 8.81 | 9.46 | 7.28 | 7.82 | 8.80 |
| 6. | 8.66 | 11.9 | 25.9 | 29.7 | 34.5 | 16.4 | 11.5 | 16.1 | 21.0 | 8.56 | 8.97 | 7.26 | 7.60 | 8.61 |
| 7. | 8.64 | 14.1 | 23.0 | 28.6 | 31.9 | 15.8 | 11.5 | 13.5 | 14.5 | 8.55 | 13.6 | 7.25 | 8.30 | 8.65 |
| 8. | 9.29 | 19.4 | 20.7 | 30.7 | 44.1 | 15.5 | 11.2 | 13.0 | 12.5 | 8.54 | 12.8 | 7.23 | 7.85 | 8.70 |
| 9. | 8.81 | 16.9 | 19.1 | 33.4 | 110 | 15.2 | 11.7 | 11.1 | 11.5 | 8.53 | 10.9 | 7.44 | 7.42 | 8.74 |
| 10. | 8.79 | 16.3 | 17.6 | 28.9 | 132 | 14.9 | 11.7 | 10.6 | 12.6 | 8.53 | 10.1 | 7.42 | 7.43 | 8.78 |
| 11. | 10.5 | 14.1 | 16.5 | 28.6 | 109 | 14.6 | 11.5 | 11.6 | 12.0 | 8.52 | 9.87 | 7.19 | 7.44 | 9.07 |
| 12. | 9.65 | 22.7 | 15.6 | 27.1 | 91.0 | 14.6 | 11.2 | 10.3 | 11.5 | 8.51 | 9.62 | 6.96 | 7.24 | 9.35 |
| 13. | 9.17 | 31.6 | 15.1 | 28.4 | 70.8 | 14.6 | 10.9 | 10.1 | 10.7 | 8.50 | 9.14 | 6.95 | 7.46 | 10.1 |
| 14. | 9.15 | 26.6 | 14.6 | 27.7 | 67.6 | 14.6 | 10.9 | 9.85 | 11.5 | 8.49 | 8.89 | 7.15 | 7.91 | 10.9 |
| 15. | 9.35 | 22.9 | 13.8 | 25.1 | 87.8 | 14.3 | 10.9 | 9.85 | 12.1 | 8.25 | 8.88 | 7.14 | 7.92 | 12.0 |
| 16. | 9.10 | 18.9 | 13.6 | 26.3 | 72.2 | 13.7 | 10.9 | 9.60 | 11.8 | 10.4 | 8.87 | 7.12 | 7.71 | 12.6 |
| 17. | 9.07 | 16.5 | 14.2 | 26.0 | 67.2 | 13.5 | 11.2 | 9.60 | 10.8 | 8.70 | 8.86 | 7.11 | 7.72 | 12.9 |
| 18. | 9.05 | 15.6 | 18.1 | 25.0 | 74.4 | 13.2 | 11.4 | 9.36 | 10.5 | 9.40 | 8.62 | 7.09 | 7.96 | 13.3 |
| 19. | 9.03 | 14.3 | 19.1 | 27.7 | 71.2 | 14.0 | 11.7 | 9.36 | 10.3 | 14.4 | 8.37 | 7.08 | 7.52 | 13.3 |
| 20. | 9.00 | 13.5 | 17.6 | 28.9 | 56.8 | 13.7 | 16.2 | 8.88 | 10.3 | 13.5 | 8.36 | 7.06 | 7.75 | 13.1 |
| 21. | 8.75 | 12.4 | 20.5 | 26.4 | 48.7 | 12.9 | 13.3 | 8.87 | 10.1 | 13.3 | 8.12 | 7.05 | 7.76 | 12.9 |
| 22. | 8.73 | 11.7 | 20.9 | 24.6 | 43.1 | 12.6 | 12.5 | 8.87 | 10.1 | 10.8 | 8.34 | 7.04 | 7.55 | 12.6 |
| 23. | 8.93 | 11.5 | 20.3 | 24.0 | 39.7 | 12.6 | 12.0 | 8.63 | 9.87 | 9.83 | 8.33 | 7.02 | 7.78 | 12.1 |
| 24. | 10.7 | 11.5 | 17.8 | 24.8 | 36.4 | 12.9 | 11.4 | 9.58 | 9.64 | 9.34 | 8.32 | 6.79 | 7.79 | 11.9 |
| 25. | 11.4 | 13.5 | 16.1 | 40.2 | 33.5 | 12.3 | 12.2 | 9.81 | 10.1 | 9.10 | 8.31 | 6.78 | 7.58 | 11.7 |
| 26. | 12.2 | 17.3 | 15.5 | 40.5 | 31.8 | 12.1 | 12.2 | 9.57 | 10.4 | 8.85 | 8.30 | 6.77 | 7.59 | 11.7 |
| 27. | 12.4 | 22.3 | 15.3 | 35.3 | 29.6 | 11.8 | 11.4 | 9.11 | 9.87 | 8.60 | 8.05 | 6.75 | 8.28 | 11.5 |
| 28. | 11.9 | 20.3 | 14.8 | 33.0 | 26.7 | 11.8 | 10.9 | 8.88 | 10.1 | 8.35 | 8.03 | 6.95 | 8.29 | 11.6 |
| 29. | 11.8 | 17.8 | 16.9 | 38.9 | 25.5 | 12.3 | 11.1 | 8.65 | 9.61 | 8.12 | 7.80 | 7.36 | 8.53 | 11.6 |
| 30. | 11.3 | 16.9 | 58.2 | | 23.6 | 13.7 | 11.4 | 8.66 | 9.60 | 8.11 | 7.79 | 7.34 | 8.58 | 11.4 |
| 31. | | 16.1 | 55.5 | | 22.4 | | 11.1 | | 9.59 | 8.10 | | 7.33 | | 11.2 |

## Hauptwerte

| | | | | | | | | | | | | | | |
|---|---|---|---|---|---|---|---|---|---|---|---|---|---|---|
| Tag | 1. | 23.+ | 16. | 23. | 31. | 27.+ | 13.+ | 23. | 1. | 31. | 30. | 27. | 12. | 6. |
| NQ | 8.55 | 11.5 | 13.6 | 24.0 | 22.4 | 11.8 | 10.9 | 8.63 | 8.67 | 8.10 | 7.79 | 6.75 | 7.24 | 8.61 |
| MQ | 9.69 | 16.6 | 20.4 | 31.6 | 54.2 | 14.7 | 11.8 | 10.5 | 11.6 | 9.32 | 9.15 | 7.15 | 7.83 | 10.8 |
| HQ | 14.0 | 34.5 | 75.0 | 71.5 | 148 | 21.7 | 18.7 | 27.9 | 40.7 | 21.6 | 19.0 | 7.97 | 9.38 | 13.3 |
| Tag | 11. | 13. | 30. | 1. | 9. | 1. | 20. | 5. | 5. | 19. | 7. | 2. | 2. | 18. |
| $h_N$ mm | 55 | 113 | 94 | 99 | 152 | 39 | 72 | 77 | 114 | 69 | 61 | 49 | 50 | 69 |
| $h_A$ mm | 21 | 38 | 46 | 67 | 123 | 32 | 27 | 23 | 26 | 21 | 20 | 16 | 17 | 25 |
| | 1993/1999 | | 1994/2000 | | | | | | 7 Jahre | | | | | |
| Jahr | 1997 | 1997 | 1996 | 1996 | 1996 | 1996 | 1996 | 1996 | 1996 | 1996 | 1997 | 1997 | 1997 | 1997 |
| NQ | 7.21 | 8.17 | 6.66 | 5.85 | 6.56 | 7.24 | 7.38 | 5.72 | 5.75 | 5.80 | 5.63 | 5.96 | 7.21 | 8.17 |
| MNQ | 10.7 | 10.5 | 14.2 | 15.7 | 16.5 | 13.5 | 11.1 | 8.78 | 7.60 | 7.15 | 7.80 | 8.19 | 10.5 | 10.6 |
| MQ | 17.2 | 18.7 | 23.1 | 24.5 | 32.1 | 21.1 | 13.6 | 10.8 | 9.63 | 8.33 | 10.6 | 12.6 | 16.8 | 16.5 |
| MHQ | 44.0 | 49.3 | 61.8 | 56.5 | 84.9 | 48.3 | 30.0 | 24.4 | 21.5 | 20.8 | 27.3 | 36.9 | 41.4 | 36.2 |
| HQ | 158 | 105 | 153 | 87.8 | 148 | 140 | 44.4 | 41.2 | 40.7 | 34.9 | 93.2 | 141 | 158 | 58.4 |
| Jahr | 1998 | 1993 | 1995 | 1995 | 2000 | 1994 | 1998 | 1995 | 2000 | 1994 | 1998 | 1998 | 1998 | 1994 |
| $Mh_N$ mm | 71 | 86 | 73 | 73 | 96 | 62 | 76 | 71 | 77 | 83 | 75 | 88 | 72 | 72 |
| $Mh_A$ mm | 38 | 43 | 53 | 52 | 73 | 47 | 31 | 24 | 22 | 19 | 23 | 29 | 37 | 38 |

| | Abflußjahr (*) 2000 Jahr | Datum | Winter | Sommer | Kalenderjahr 2000 Jahr | Datum |
|---|---|---|---|---|---|---|
| NQ $m^3/s$ | 6.75 | am 27.10.2000 | 8.55 | 6.75 | 6.75 | am 27.10.2000 |
| MQ $m^3/s$ | 17.2 | | 24.6 | 9.91 | 16.6 | |
| HQ $m^3/s$ | 148 | am 09.03.2000 bei W= 283 cm | 148 | 40.7 | 148 | am 09.03.2000 bei W= 283 cm |
| Nq $l/(s km^2)$ | 5.74 | | 7.27 | 5.74 | 5.74 | |
| Mq $l/(s km^2)$ | 14.6 | | 20.9 | 8.43 | 14.1 | |
| Hq $l/(s km^2)$ | 126 | | 126 | 34.6 | 126 | |
| $h_N$ mm | 994 | | 552 | 442 | 945 | |
| $h_A$ mm | 463 | | 329 | 134 | 446 | |
| | 1994/2000 (*) 7 Jahre | | | | 1994/2000 | |
| NQ $m^3/s$ | 5.63 | am 22.09.1997 | 5.85 | 5.63 | 5.63 | am 22.09.1997 |
| MNQ $m^3/s$ | 6.76 | | 9.10 | 6.80 | 6.80 | |
| MQ $m^3/s$ | 16.8 | | 22.8 | 10.9 | 16.6 | |
| MHQ $m^3/s$ | 121 | | 114 | 51.9 | 118 | |
| HQ $m^3/s$ | 158 | am 01.11.1998 bei W= 309 cm | 158 | 141 | 158 | am 01.11.1998 bei W= 309 cm |
| $HQ_1$ $m^3/s$ | | | | | | |
| $HQ_5$ $m^3/s$ | | | | | | |
| MNq $l/(s km^2)$ | 5.75 | | 7.74 | 5.78 | 5.78 | |
| Mq $l/(s km^2)$ | 14.3 | | 19.4 | 9.27 | 14.1 | |
| MHq $l/(s km^2)$ | 103 | | 96.9 | 44.1 | 100 | |
| $Mh_N$ mm | 930 | | 460 | 470 | 917 | |
| $Mh_A$ mm | 452 | | 305 | 147 | 446 | |

## Extremwerte

| | Niedrigwasser $m^3/s$ | $l/(s km^2)$ | Datum | Hochwasser $m^3/s$ | $l/(s km^2)$ | cm | Datum |
|---|---|---|---|---|---|---|---|
| 1 | 5.63 | 4.79 | 22.09.1997 | 158 | 134 | 309 | 01.11.1998 |
| 2 | 5.72 | 4.86 | 28.06.1996 | 153 | 130 | 287 | 30.01.1995 |
| 3 | 5.85 | 4.97 | 10.02.1996 | 148 | 126 | 283 | 09.03.2000 |
| 4 | 6.75 | 5.74 | 27.10.2000 | 140 | 119 | 284 | 14.04.1994 |
| 5 | 6.92 | 5.88 | 14.09.1999 | 133 | 113 | 268 | 16.03.1994 |
| 6 | 7.42 | 6.31 | 06.08.1994 | 123 | 105 | 268 | 03.03.1999 |
| 7 | 7.52 | 6.39 | 08.08.1998 | 121 | 103 | 258 | 26.03.1994 |
| 8 | 7.65 | 6.51 | 12.08.1995 | 105 | 89.3 | 242 | 31.12.1993 |
| 9 | 8.20 | 6.97 | 17.12.1995 | 97.2 | 82.7 | 223 | 28.01.1994 |
| 10 | 8.31 | 7.07 | 01.12.1993 | 93.2 | 79.3 | 220 | 16.09.1998 |

## Dauertabelle

| Unterschreitungsdauer in Tagen | Unterschrittene Abflüsse $m^3/s$: Abfluß-jahr (*) 2000 | Kalender jahr 2000 | 1994/2000 7 Kalenderjahre Obere Hüllwerte | Mittlere Werte | Untere Hüllwerte |
|---|---|---|---|---|---|
| (365) | 132 | 132 | | | |
| 364 | 110 | 110 | 139 | 117 | 31.6 |
| 363 | 109 | 109 | 125 | 108 | 26.2 |
| 362 | 91.0 | 91.0 | 125 | 87.8 | 25.7 |
| 361 | 87.8 | 87.8 | 125 | 78.3 | 25.3 |
| 360 | 74.4 | 74.4 | 109 | 72.2 | 24.9 |
| 359 | 72.2 | 72.2 | 108 | 70.0 | 24.5 |
| 358 | 71.2 | 71.2 | 90.6 | 65.7 | 23.9 |
| 357 | 70.8 | 70.8 | 88.6 | 63.0 | 23.6 |
| 356 | 67.6 | 67.6 | 85.7 | 60.7 | 23.0 |
| 350 | 48.7 | 48.7 | 73.0 | 45.2 | 20.7 |
| 340 | 39.6 | 39.6 | 63.7 | 37.4 | 17.9 |
| 330 | 31.9 | 31.9 | 51.9 | 31.0 | 16.1 |
| 320 | 28.7 | 28.7 | 42.5 | 27.1 | 15.3 |
| 300 | 23.6 | 22.4 | 34.2 | 22.3 | 13.3 |
| 270 | 17.1 | 15.6 | 26.8 | 18.2 | 9.92 |
| 240 | 14.4 | 13.2 | 21.6 | 15.4 | 8.54 |
| 210 | 12.8 | 11.9 | 18.2 | 13.3 | 8.04 |
| 183 | 11.8 | 11.4 | 16.9 | 11.8 | 7.72 |
| 150 | 10.9 | 10.3 | 14.2 | 10.4 | 7.15 |
| 130 | 10.3 | 9.40 | 13.1 | 9.74 | 6.84 |
| 120 | 9.65 | 9.09 | 12.3 | 9.40 | 6.76 |
| 110 | 9.46 | 8.88 | 11.9 | 9.11 | 6.69 |
| 100 | 9.16 | 8.71 | 11.7 | 8.89 | 6.61 |
| 90 | 9.03 | 8.63 | 11.4 | 8.65 | 6.57 |
| 80 | 8.89 | 8.54 | 11.3 | 8.39 | 6.41 |
| 70 | 8.75 | 8.32 | 11.1 | 8.13 | 6.35 |
| 60 | 8.62 | 8.10 | 10.8 | 7.81 | 6.29 |
| 50 | 8.50 | 7.82 | 10.5 | 7.60 | 6.19 |
| 40 | 8.25 | 7.59 | 10.1 | 7.28 | 6.08 |
| 30 | 7.54 | 7.43 | 9.17 | 6.96 | 6.04 |
| 25 | 7.34 | 7.34 | 8.87 | 6.78 | 6.01 |
| 20 | 7.26 | 7.25 | 8.55 | 6.58 | 5.91 |
| 15 | 7.14 | 7.14 | 8.22 | 6.35 | 5.84 |
| 10 | 7.06 | 7.06 | 8.07 | 6.16 | 5.78 |
| 9 | 7.05 | 7.05 | 7.96 | 6.08 | 5.77 |
| 8 | 7.04 | 7.04 | 7.93 | 6.05 | 5.75 |
| 7 | 7.02 | 7.02 | 7.91 | 6.01 | 5.74 |
| 6 | 6.96 | 6.96 | 7.86 | 5.93 | 5.73 |
| 5 | 6.96 | 6.96 | 7.83 | 5.91 | 5.69 |
| 4 | 6.96 | 6.96 | 7.81 | 5.87 | 5.68 |
| 3 | 6.79 | 6.79 | 7.79 | 5.83 | 5.67 |
| 2 | 6.78 | 6.78 | 7.77 | 5.78 | 5.66 |
| 1 | 6.77 | 6.77 | 7.75 | 5.73 | 5.65 |
| 0 | 6.75 | 6.75 | 7.65 | 5.63 | 5.63 |

(*) Abflußjahr: 1.11. des Vorjahres bis 31.10.

Repräsentativ für die Hydrologische Landschaft Harzrand

Einflüsse: Odertalsperre seit 1934 Sösetalsperre seit 1931

$A_{Eo}$ : 44.5 $km^2$

PNP : NN + 338.35 m

Lage: 20.0 km oberhalb der Mündung rechts

Q $m^3/s$

Pegel : Pionierbrücke Nr. 4882161

Gewässer : Sieber

Gebiet : Leine

## Tageswerte

| Tag | 1999 Nov | 1999 Dez | 2000 Jan | Feb | Mrz | Apr | Mai | Jun | Jul | Aug | Sep | Okt | Nov | Dez |
|---|---|---|---|---|---|---|---|---|---|---|---|---|---|---|
| 1. | 0.542 | 3.07 | 1.23 | 11.0 | 4.76 | 1.63 | 0.579 | 0.582 | 0.395 | 0.690 | 0.546 | 0.465 | 0.545 | 0.706 |
| 2. | 0.635 | 2.55 | 1.20 | 7.43 | 3.99 | 1.60 | 0.605 | 0.538 | 0.390 | 0.670 | 0.668 | 0.561 | 0.706 | 0.701 |
| 3. | 0.891 | 2.15 | 1.42 | 5.14 | 4.27 | 1.60 | 0.516 | 0.517 | 0.397 | 0.672 | 2.43 | 0.439 | 0.974 | 0.676 |
| 4. | 0.588 | 2.31 | 2.49 | 3.94 | 3.90 | 1.81 | 0.487 | 0.539 | 0.497 | 0.617 | 1.51 | 0.434 | 1.11 | 0.656 |
| 5. | 0.498 | 1.85 | 3.98 | 4.94 | 3.17 | 1.58 | 0.468 | 1.43 | 4.53 | 0.576 | 1.02 | 0.428 | 0.722 | 0.635 |
| 6. | 0.456 | 1.64 | 3.07 | 4.03 | 2.70 | 1.19 | 0.452 | 1.47 | 1.86 | 0.547 | 0.992 | 0.458 | 0.656 | 0.613 |
| 7. | 0.456 | 4.94 | 2.77 | 4.10 | 2.54 | 1.07 | 0.437 | 1.22 | 1.29 | 0.544 | 4.73 | 0.461 | 0.763 | 0.617 |
| 8. | 0.837 | 5.95 | 2.46 | 4.61 | 12.1 | 1.06 | 0.464 | 1.07 | 1.03 | 0.539 | 2.45 | 0.500 | 0.679 | 0.679 |
| 9. | 0.684 | 5.49 | 2.19 | 4.76 | 26.7 | 1.06 | 0.461 | 0.808 | 0.924 | 0.517 | 1.86 | 0.486 | 0.606 | 0.671 |
| 10. | 1.31 | 4.21 | 1.93 | 3.20 | 13.0 | 1.02 | 0.434 | 0.717 | 2.31 | 0.548 | 1.58 | 0.518 | 0.571 | 0.816 |
| 11. | 1.85 | 3.53 | 1.71 | 3.17 | 10.1 | 0.987 | 0.422 | 0.666 | 1.46 | 0.536 | 1.39 | 0.562 | 0.542 | 2.62 |
| 12. | 0.947 | 9.11 | 1.59 | 2.76 | 6.78 | 0.947 | 0.397 | 0.623 | 1.44 | 0.463 | 1.24 | 0.645 | 0.530 | 3.49 |
| 13. | 0.785 | 7.91 | 1.43 | 2.51 | 4.37 | 0.947 | 0.388 | 0.580 | 1.08 | 0.430 | 1.13 | 0.491 | 0.574 | 3.01 |
| 14. | 0.733 | 5.38 | 1.31 | 2.22 | 7.06 | 0.943 | 0.380 | 0.553 | 1.21 | 0.411 | 1.02 | 0.430 | 1.05 | 2.37 |
| 15. | 0.785 | 4.01 | 1.19 | 2.40 | 6.92 | 0.917 | 0.319 | 0.630 | 1.51 | 0.461 | 0.949 | 0.414 | 0.771 | 2.59 |
| 16. | 0.684 | 3.16 | 1.09 | 2.41 | 5.13 | 0.888 | 0.276 | 0.578 | 1.15 | 0.830 | 1.06 | 0.400 | 0.767 | 2.92 |
| 17. | 0.635 | 2.64 | 1.45 | 2.18 | 6.93 | 0.827 | 0.278 | 0.516 | 0.959 | 0.499 | 1.05 | 0.388 | 0.713 | 2.58 |
| 18. | 0.635 | 2.31 | 2.94 | 2.01 | 6.95 | 0.764 | 0.291 | 0.488 | 0.883 | 0.457 | 0.992 | 0.378 | 0.669 | 2.25 |
| 19. | 0.588 | 1.93 | 1.97 | 1.84 | 5.64 | 0.837 | 0.325 | 0.470 | 0.882 | 1.66 | 0.899 | 0.396 | 0.647 | 1.96 |
| 20. | 0.588 | 1.71 | 1.71 | 1.67 | 4.35 | 0.851 | 1.19 | 0.449 | 0.895 | 1.28 | 0.767 | 0.390 | 0.693 | 1.73 |
| 21. | 0.542 | 1.43 | 1.84 | 1.48 | 3.57 | 0.704 | 1.11 | 0.436 | 0.769 | 1.26 | 0.731 | 0.373 | 0.666 | 1.53 |
| 22. | 0.542 | 1.31 | 1.70 | 1.39 | 3.13 | 0.662 | 0.769 | 0.420 | 0.745 | 0.835 | 0.699 | 0.362 | 0.640 | 1.37 |
| 23. | 0.588 | 1.18 | 1.53 | 1.31 | 2.79 | 0.623 | 0.665 | 0.412 | 0.734 | 0.685 | 0.666 | 0.362 | 0.932 | 1.28 |
| 24. | 1.12 | 1.06 | 1.37 | 1.57 | 2.60 | 0.610 | 0.503 | 0.521 | 0.655 | 0.607 | 0.636 | 0.372 | 0.717 | 1.21 |
| 25. | 1.31 | 2.47 | 1.33 | 2.03 | 2.92 | 0.593 | 1.07 | 0.520 | 0.788 | 0.566 | 0.631 | 0.364 | 0.651 | 1.14 |
| 26. | 1.64 | 1.93 | 1.25 | 1.66 | 2.30 | 0.568 | 1.04 | 0.549 | 1.03 | 0.537 | 0.619 | 0.398 | 0.637 | 1.06 |
| 27. | 1.64 | 1.85 | 1.14 | 1.64 | 1.97 | 0.547 | 0.635 | 0.472 | 0.721 | 0.512 | 0.608 | 0.550 | 0.672 | 1.04 |
| 28. | 1.64 | 1.71 | 1.02 | 2.75 | 1.88 | 0.530 | 0.565 | 0.435 | 0.690 | 0.511 | 0.628 | 1.36 | 0.894 | 1.19 |
| 29. | 1.93 | 1.57 | 2.13 | 4.32 | 1.80 | 0.516 | 0.627 | 0.416 | 1.25 | 0.476 | 0.620 | 0.836 | 0.983 | 1.06 |
| 30. | 1.64 | 1.43 | 7.24 | | 1.94 | 0.730 | 0.783 | 0.404 | 0.858 | 0.460 | 0.571 | 0.617 | 0.769 | 0.966 |
| 31. | | 1.37 | 11.9 | | 1.72 | | 0.669 | | 0.779 | 0.455 | | 0.730 | | 0.914 |

## Hauptwerte

| | 1999 Nov | 1999 Dez | 2000 Jan | Feb | Mrz | Apr | Mai | Jun | Jul | Aug | Sep | Okt | Nov | Dez |
|---|---|---|---|---|---|---|---|---|---|---|---|---|---|---|
| Tag | 6.+ | 24. | 28. | 23. | 31. | 29. | 16. | 30. | 2. | 14. | 1. | 22.+ | 12. | 6. |
| NQ | 0.456 | 1.06 | 1.02 | 1.31 | 1.72 | 0.516 | 0.276 | 0.404 | 0.390 | 0.411 | 0.546 | 0.362 | 0.530 | 0.613 |
| MQ | 0.924 | 3.01 | 2.31 | 3.26 | 5.42 | 0.954 | 0.568 | 0.634 | 1.10 | 0.640 | 1.16 | 0.502 | 0.728 | 1.45 |
| HQ | 2.81 | 12.3 | 17.8 | 13.4 | 39.4 | 1.98 | 2.17 | 3.23 | 11.5 | 3.20 | 7.55 | 1.75 | 1.97 | 5.58 |
| Tag | 11. | 12. | 31. | 1. | 9. | 4. | 20. | 5. | 5. | 19. | 7. | 28. | 3. | 12. |
| $h_N$ mm | | | | | | | | | | | | | | |
| $h_A$ mm | 54 | 181 | 139 | 184 | 326 | 56 | 34 | 37 | 66 | 39 | 68 | 30 | 42 | 87 |

| | 1929/1999 | | 1930/2000 71 Jahre | | | | | | | | | | | |
|---|---|---|---|---|---|---|---|---|---|---|---|---|---|---|
| Jahr | 1939+ | 1959 | 1985 | 1936+ | 1932 | 1945+ | 1955 | 1985 | 1962 | 1938 | 1982 | 1963 | 1939+ | 1959 |
| NQ | 0.000 | 0.200 | 0.129 | 0.000 | 0.140 | 0.000 | 0.000 | 0.112 | 0.000 | 0.000 | 0.126 | 0.000 | 0.000 | 0.200 |
| MNQ | 0.617 | 0.662 | 0.667 | 0.653 | 0.777 | 0.967 | 0.495 | 0.396 | 0.396 | 0.398 | 0.429 | 0.464 | 0.612 | 0.656 |
| MQ | 1.68 | 2.04 | 1.96 | 1.78 | 2.08 | 2.42 | 1.11 | 0.889 | 1.03 | 0.914 | 0.959 | 1.28 | 1.68 | 2.02 |
| MHQ | 9.30 | 10.5 | 11.1 | 7.54 | 8.58 | 8.32 | 4.87 | 6.47 | 5.89 | 6.73 | 5.49 | 7.27 | 9.30 | 10.4 |
| HQ | 41.6 | 31.0 | 87.0 | 54.0 | 45.6 | 29.2 | 18.8 | 42.4 | 27.1 | 56.4 | 17.8 | 50.0 | 41.6 | 31.0 |
| Jahr | 1939 | 1967+ | 1932 | 1946 | 1981 | 1994 | 1931 | 1981 | 1942 | 1930 | 1957 | 1935 | 1939 | 1967+ |
| $Mh_N$ mm | | | | | | | | | | | | | | |
| $Mh_A$ mm | 98 | 123 | 118 | 100 | 125 | 141 | 67 | 52 | 62 | 55 | 56 | 77 | 98 | 122 |

| | | Abflußjahr (*) 2000 Jahr | Datum | Winter | Sommer | Kalenderjahr 2000 Jahr | Datum |
|---|---|---|---|---|---|---|---|
| NQ | $m^3/s$ | 0.276 | am 16.05.2000 | 0.456 | 0.276 | 0.276 | am 16.05.2000 |
| MQ | $m^3/s$ | 1.71 | | 2.66 | 0.766 | 1.56 | |
| HQ | $m^3/s$ | 39.4 | am 09.03.2000 | 39.4 | 11.5 | 39.4 | am 09.03.2000 |
| Nq | $l/(s km^2)$ | 6.20 | | 10.2 | 6.20 | 6.20 | |
| Mq | $l/(s km^2)$ | 38.4 | | 59.8 | 17.2 | 35.1 | |
| Hq | $l/(s km^2)$ | 885 | | 885 | 258 | 885 | |
| $h_N$ | mm | | | | | | |
| $h_A$ | mm | 1215 | | 940 | 274 | 1109 | |

| | | 1930/2000 (*) 71 Jahre | | | | 1930/2000 | |
|---|---|---|---|---|---|---|---|
| NQ | $m^3/s$ | 0.000 | am 01.02.1936 | 0.000 | 0.000 | 0.000 | am 01.02.1936 |
| MNQ | $m^3/s$ | 0.209 | | 0.351 | 0.253 | 0.214 | |
| MQ | $m^3/s$ | 1.51 | | 2.00 | 1.03 | 1.51 | |
| MHQ | $m^3/s$ | 24.2 | | 21.4 | 15.3 | 24.2 | |
| HQ | $m^3/s$ | 87.0 | am 04.01.1932 | 87.0 | 56.4 | 87.0 | am 04.01.1932 |
| $HQ_1$ | $m^3/s$ | | | | | | |
| $HQ_5$ | $m^3/s$ | | | | | | |
| MNq | $l/(s km^2)$ | 4.70 | | 7.89 | 5.69 | 4.81 | |
| Mq | $l/(s km^2)$ | 33.9 | | 44.9 | 23.1 | 33.9 | |
| MHq | $l/(s km^2)$ | 544 | | 481 | 344 | 544 | |
| $Mh_N$ | mm | | | | | | |
| $Mh_A$ | mm | 1073 | | 707 | 368 | 1073 | |

## Extremwerte

| | Niedrigwasser $m^3/s$ | $l/(s km^2)$ | Datum | Hochwasser $m^3/s$ | $l/(s km^2)$ | cm | Datum |
|---|---|---|---|---|---|---|---|
| 1 | | | | 87.0 | 1960 | | 04.01.1932 |
| 2 | | | | 56.4 | 1270 | | 16.08.1930 |
| 3 | | | | 54.0 | 1210 | | 08.02.1946 |
| 4 | | | | 50.0 | 1120 | | 28.10.1935 |
| 5 | | | | 45.6 | 1020 | | 12.03.1981 |
| 6 | | | | 42.4 | 953 | | 04.06.1981 |
| 7 | | | | 41.6 | 935 | | 30.11.1939 |
| 8 | | | | 40.8 | 917 | | 28.10.1998 |
| 9 | | | | 40.0 | 899 | | 13.01.1948 |
| 10 | | | | 39.4 | 885 | | 09.03.2000 |

## Dauertabelle

| Unterschreitungsdauer in Tagen | Unterschrittene Abflüsse $m^3/s$: Abfluß-jahr (*) 2000 | Kalender jahr 2000 | 1930/2000 71 Kalenderjahre: Obere Hüllwerte | Mittlere Werte | Untere Hüllwerte |
|---|---|---|---|---|---|
| (365) | 26.7 | 26.7 | | | |
| 364 | 13.0 | 13.0 | 40.8 | 13.3 | 4.14 |
| 363 | 12.1 | 12.1 | 36.3 | 11.0 | 3.78 |
| 362 | 11.9 | 11.9 | 21.6 | 9.40 | 3.60 |
| 361 | 11.0 | 11.0 | 19.2 | 8.44 | 3.60 |
| 360 | 10.1 | 10.1 | 17.3 | 7.72 | 3.60 |
| 359 | 9.11 | 7.43 | 16.7 | 7.24 | 3.42 |
| 358 | 7.91 | 7.24 | 16.7 | 6.77 | 3.42 |
| 357 | 7.43 | 7.06 | 13.1 | 6.50 | 3.24 |
| 356 | 7.24 | 6.95 | 13.1 | 6.21 | 3.24 |
| 350 | 5.95 | 5.13 | 9.08 | 5.01 | 2.60 |
| 340 | 4.73 | 4.27 | 7.33 | 3.97 | 1.85 |
| 330 | 4.01 | 3.20 | 5.19 | 3.33 | 1.54 |
| 320 | 3.16 | 2.76 | 4.72 | 2.92 | 1.30 |
| 300 | 2.43 | 2.19 | 3.61 | 2.31 | 0.955 |
| 270 | 1.80 | 1.59 | 3.04 | 1.72 | 0.670 |
| 240 | 1.45 | 1.23 | 2.38 | 1.37 | 0.485 |
| 210 | 1.20 | 1.04 | 2.16 | 1.08 | 0.410 |
| 183 | 0.959 | 0.851 | 1.84 | 0.901 | 0.348 |
| 150 | 0.734 | 0.699 | 1.52 | 0.721 | 0.295 |
| 130 | 0.665 | 0.662 | 1.36 | 0.658 | 0.270 |
| 120 | 0.630 | 0.636 | 1.30 | 0.601 | 0.247 |
| 110 | 0.608 | 0.619 | 1.20 | 0.581 | 0.247 |
| 100 | 0.579 | 0.580 | 1.18 | 0.540 | 0.224 |
| 90 | 0.550 | 0.562 | 1.06 | 0.510 | 0.224 |
| 80 | 0.542 | 0.544 | 0.970 | 0.481 | 0.224 |
| 70 | 0.518 | 0.520 | 0.970 | 0.441 | 0.204 |
| 60 | 0.497 | 0.500 | 0.970 | 0.421 | 0.204 |
| 50 | 0.464 | 0.468 | 0.880 | 0.376 | 0.183 |
| 40 | 0.455 | 0.455 | 0.880 | 0.361 | 0.164 |
| 30 | 0.434 | 0.434 | 0.880 | 0.311 | 0.164 |
| 25 | 0.414 | 0.414 | 0.790 | 0.301 | 0.164 |
| 20 | 0.398 | 0.398 | 0.790 | 0.281 | 0.164 |
| 15 | 0.395 | 0.395 | 0.700 | 0.248 | 0.164 |
| 10 | 0.378 | 0.378 | 0.660 | 0.231 | 0.160 |
| 9 | 0.373 | 0.373 | 0.630 | 0.224 | 0.160 |
| 8 | 0.372 | 0.372 | 0.630 | 0.212 | 0.160 |
| 7 | 0.364 | 0.364 | 0.580 | 0.202 | 0.145 |
| 6 | 0.364 | 0.364 | 0.580 | 0.202 | 0.145 |
| 5 | 0.364 | 0.364 | 0.580 | 0.181 | 0.140 |
| 4 | 0.325 | 0.325 | 0.580 | 0.174 | 0.140 |
| 3 | 0.319 | 0.319 | 0.580 | 0.164 | 0.140 |
| 2 | 0.291 | 0.291 | 0.580 | 0.143 | 0.140 |
| 1 | 0.278 | 0.278 | 0.580 | 0.112 | 0.140 |
| 0 | 0.276 | 0.276 | 0.481 | 0.000 | 0.000 |

(*) Abflußjahr: 1.11. des Vorjahres bis 31.10.

Repräsentativ für die Hydrologische Landschaft Oberharz

$A_{Eo}$ : 129 $km^2$

PNP : NN + 179.62 m

Lage: 1.2 km oberhalb der Mündung links

Q

$m^3/s$

Pegel : Hattorf Nr. 4882168

Gewässer : Sieber

Gebiet : Leine

## Tageswerte

| Tag | 1999 Nov | 1999 Dez | 2000 Jan | Feb | Mrz | Apr | Mai | Jun | Jul | Aug | Sep | Okt | Nov | Dez |
|---|---|---|---|---|---|---|---|---|---|---|---|---|---|---|
| 1. | 0.056 | 3.31 | 2.30 | 24.3 | 9.08 | 1.40 | 0.230 | 0.067 | 0.069 | 0.089 | 0.054 | 0.036 | 0.025 | 0.105 |
| 2. | 0.066 | 3.85 | 2.42 | 15.8 | 7.70 | 1.41 | 0.177 | 0.067 | 0.071 | 0.088 | 0.054 | 0.029 | 0.031 | 0.094 |
| 3. | 0.177 | 3.13 | 2.65 | 10.7 | 7.37 | 1.23 | 0.152 | 0.066 | 0.072 | 0.087 | 0.288 | 0.028 | 0.037 | 0.085 |
| 4. | 0.100 | 3.31 | 4.21 | 7.46 | 6.77 | 1.43 | 0.119 | 0.054 | 0.074 | 0.071 | 0.892 | 0.027 | 0.444 | 0.065 |
| 5. | 0.080 | 2.65 | 8.75 | 9.21 | 5.45 | 1.24 | 0.103 | 0.753 | 3.61 | 0.071 | 0.187 | 0.026 | 0.102 | 0.066 |
| 6. | 0.071 | 2.42 | 6.77 | 7.42 | 4.22 | 0.868 | 0.102 | 1.27 | 2.50 | 0.070 | 0.082 | 0.025 | 0.052 | 0.067 |
| 7. | 0.072 | 5.12 | 5.39 | 6.24 | 3.89 | 0.756 | 0.101 | 0.745 | 1.32 | 0.070 | 2.67 | 0.024 | 0.075 | 0.068 |
| 8. | 0.107 | 8.03 | 4.39 | 5.69 | 17.1 | 0.643 | 0.086 | 0.741 | 0.702 | 0.069 | 2.04 | 0.023 | 0.056 | 0.069 |
| 9. | 0.169 | 6.77 | 4.03 | 7.01 | 49.9 | 0.647 | 0.085 | 0.233 | 0.392 | 0.068 | 1.15 | 0.026 | 0.039 | 0.058 |
| 10. | 0.171 | 5.94 | 3.49 | 4.32 | 30.7 | 0.652 | 0.084 | 0.091 | 1.19 | 0.068 | 0.791 | 0.025 | 0.040 | 0.058 |
| 11. | 2.01 | 4.03 | 2.95 | 4.30 | 21.2 | 0.590 | 0.083 | 0.070 | 1.03 | 0.067 | 0.504 | 0.023 | 0.035 | 1.11 |
| 12. | 1.07 | 11.3 | 2.65 | 3.59 | 15.5 | 0.528 | 0.083 | 0.069 | 1.04 | 0.067 | 0.268 | 0.022 | 0.035 | 2.21 |
| 13. | 0.647 | 11.3 | 2.42 | 3.58 | 9.78 | 0.467 | 0.082 | 0.058 | 0.574 | 0.066 | 0.112 | 0.021 | 0.043 | 2.57 |
| 14. | 0.602 | 8.39 | 2.18 | 3.22 | 12.6 | 0.640 | 0.081 | 0.058 | 0.635 | 0.065 | 0.073 | 0.020 | 0.075 | 1.88 |
| 15. | 0.607 | 6.22 | 1.82 | 3.38 | 15.2 | 0.695 | 0.080 | 0.057 | 1.43 | 0.065 | 0.063 | 0.018 | 0.107 | 2.01 |
| 16. | 0.511 | 4.39 | 1.58 | 3.71 | 10.6 | 0.576 | 0.066 | 0.056 | 1.17 | 0.064 | 0.063 | 0.017 | 0.062 | 2.90 |
| 17. | 0.515 | 3.49 | 1.94 | 3.35 | 12.7 | 0.399 | 0.065 | 0.046 | 0.653 | 0.063 | 0.062 | 0.016 | 0.071 | 2.50 |
| 18. | 0.468 | 2.95 | 4.84 | 3.17 | 14.4 | 0.281 | 0.065 | 0.045 | 0.435 | 0.063 | 0.052 | 0.014 | 0.065 | 2.28 |
| 19. | 0.472 | 2.53 | 4.21 | 2.98 | 11.5 | 0.280 | 0.077 | 0.054 | 0.270 | 0.218 | 0.051 | 0.016 | 0.058 | 2.05 |
| 20. | 0.424 | 2.18 | 3.49 | 2.63 | 7.81 | 0.335 | 0.222 | 0.044 | 0.274 | 0.676 | 0.050 | 0.017 | 0.051 | 1.71 |
| 21. | 0.376 | 1.82 | 4.39 | 2.23 | 5.80 | 0.219 | 0.529 | 0.045 | 0.165 | 0.469 | 0.049 | 0.018 | 0.052 | 1.43 |
| 22. | 0.276 | 1.58 | 4.21 | 2.11 | 4.53 | 0.166 | 0.127 | 0.047 | 0.113 | 0.143 | 0.048 | 0.019 | 0.053 | 1.27 |
| 23. | 0.330 | 1.50 | 3.49 | 2.01 | 3.81 | 0.147 | 0.147 | 0.048 | 0.112 | 0.084 | 0.046 | 0.020 | 0.073 | 1.11 |
| 24. | 1.00 | 1.33 | 2.77 | 2.36 | 3.28 | 0.164 | 0.086 | 0.059 | 0.095 | 0.071 | 0.045 | 0.021 | 0.065 | 1.03 |
| 25. | 1.70 | 2.77 | 2.52 | 4.73 | 3.48 | 0.145 | 0.123 | 0.060 | 0.094 | 0.070 | 0.044 | 0.022 | 0.056 | 0.949 |
| 26. | 2.42 | 3.31 | 2.28 | 4.05 | 2.82 | 0.127 | 0.514 | 0.062 | 0.318 | 0.070 | 0.042 | 0.023 | 0.048 | 0.869 |
| 27. | 2.42 | 3.31 | 2.03 | 3.72 | 2.46 | 0.110 | 0.121 | 0.063 | 0.124 | 0.057 | 0.041 | 0.024 | 0.058 | 0.787 |
| 28. | 2.30 | 2.95 | 1.67 | 4.52 | 2.10 | 0.109 | 0.082 | 0.065 | 0.092 | 0.057 | 0.040 | 0.176 | 0.079 | 1.14 |
| 29. | 2.53 | 2.65 | 2.48 | 9.05 | 1.99 | 0.124 | 0.081 | 0.066 | 0.178 | 0.056 | 0.039 | 0.068 | 0.373 | 0.972 |
| 30. | 2.06 | 2.42 | 17.6 | | 1.88 | 0.426 | 0.157 | 0.068 | 0.153 | 0.055 | 0.037 | 0.028 | 0.162 | 0.746 |
| 31. | | 2.30 | 23.0 | | 1.58 | | 0.103 | | 0.089 | 0.055 | | 0.029 | | 0.695 |

## Hauptwerte

| | | | | | | | | | | | | | | |
|---|---|---|---|---|---|---|---|---|---|---|---|---|---|---|
| Tag | 1. | 24. | 16. | 23. | 31. | 28. | 17.+ | 20. | 1. | 30.+ | 30. | 18. | 1. | 9.+ |
| NQ | 0.056 | 1.33 | 1.58 | 2.01 | 1.58 | 0.109 | 0.065 | 0.044 | 0.069 | 0.055 | 0.037 | 0.014 | 0.025 | 0.058 |
| MQ | 0.794 | 4.10 | 4.48 | 5.75 | 9.91 | 0.560 | 0.136 | 0.174 | 0.614 | 0.108 | 0.331 | 0.029 | 0.084 | 1.06 |
| HQ | 2.76 | 16.0 | 34.6 | 28.2 | 65.2 | 1.59 | 0.983 | 2.22 | 15.0 | 1.53 | 7.22 | 0.593 | 0.640 | 4.26 |
| Tag | 11. | 12. | 31. | 1. | 9. | 1. | 20. | 5. | 5. | 20. | 7. | 28. | 4. | 12. |
| $h_N$ mm | 74 | 149 | 142 | 134 | 221 | 50 | 95 | 82 | 147 | 78 | 87 | 65 | 63 | 96 |
| $h_A$ mm | 16 | 85 | 93 | 112 | 206 | 11 | 3 | 3 | 13 | 2 | 7 | 1 | 2 | 22 |

| | 1950/1999 | | 1951/2000 50 Jahre | | | | | | | | | | | |
|---|---|---|---|---|---|---|---|---|---|---|---|---|---|---|
| Jahr | 1997 | 1959 | 1996 | 1996 | 1996 | 1991 | 1993 | 1976 | 1993+ | 1976+ | 1976 | 2000 | 1997+ | 1959 |
| NQ | 0.025 | 0.040 | 0.047 | 0.039 | 0.044 | 0.077 | 0.006 | 0.015 | 0.013 | 0.008 | 0.008 | 0.014 | 0.025 | 0.040 |
| MNQ | 0.756 | 1.04 | 1.03 | 1.20 | 1.29 | 1.49 | 0.582 | 0.413 | 0.387 | 0.346 | 0.431 | 0.492 | 0.732 | 1.03 |
| MQ | 2.56 | 3.90 | 3.48 | 3.06 | 4.01 | 3.81 | 1.68 | 1.38 | 1.51 | 1.03 | 1.28 | 1.75 | 2.48 | 3.89 |
| MHQ | 11.9 | 20.0 | 16.6 | 10.5 | 16.8 | 11.8 | 6.76 | 10.4 | 8.23 | 6.67 | 7.24 | 9.19 | 11.6 | 20.0 |
| HQ | 55.3 | 70.9 | 64.7 | 28.2 | 90.0 | 60.4 | 28.3 | 74.8 | 47.2 | 46.4 | 37.0 | 61.6 | 55.3 | 70.9 |
| Jahr | 1990 | 1974 | 1982 | 2000 | 1981 | 1994 | 1965 | 1981 | 1955 | 1967 | 1957 | 1998 | 1990 | 1974 |
| $Mh_N$ mm | 102 | 124 | 112 | 84 | 94 | 76 | 71 | 101 | 102 | 92 | 85 | 94 | 101 | 125 |
| $Mh_A$ mm | 51 | 81 | 72 | 59 | 83 | 77 | 35 | 28 | 31 | 21 | 26 | 36 | 50 | 81 |

| | Abflußjahr (*) 2000 Jahr | Datum | Winter | Sommer | Kalenderjahr 2000 Jahr | Datum |
|---|---|---|---|---|---|---|
| NQ $m^3/s$ | 0.014 | am 18.10.2000 | 0.056 | 0.014 | 0.014 | am 18.10.2000 |
| MQ $m^3/s$ | 2.25 | | 4.29 | 0.232 | 1.93 | |
| HQ $m^3/s$ | 65.2 | am 09.03.2000 bei W= 281 cm | 65.2 | 15.0 | 65.2 | am 09.03.2000 bei W= 281 cm |
| Nq $l/(s km^2)$ | 0.109 | | 0.434 | 0.109 | 0.109 | |
| Mq $l/(s km^2)$ | 17.4 | | 33.3 | 1.80 | 15.0 | |
| Hq $l/(s km^2)$ | 505 | | 505 | 116 | 505 | |
| $h_N$ mm | 1324 | | 770 | 554 | 1260 | |
| $h_A$ mm | 552 | | 523 | 29 | 473 | |
| | 1951/2000 (*) 50 Jahre | | | | 1951/2000 | |
| NQ $m^3/s$ | 0.006 | am 18.05.1993 | 0.025 | 0.006 | 0.006 | am 18.05.1993 |
| MNQ $m^3/s$ | 0.155 | | 0.444 | 0.176 | 0.173 | |
| MQ $m^3/s$ | 2.45 | | 3.48 | 1.44 | 2.44 | |
| MHQ $m^3/s$ | 35.8 | | 32.9 | 21.1 | 35.5 | |
| HQ $m^3/s$ | 90.0 | am 12.03.1981 bei W= 208 cm | 90.0 | 74.8 | 90.0 | am 12.03.1981 bei W= 208 cm |
| $HQ_1$ $m^3/s$ | | | | | | |
| $HQ_5$ $m^3/s$ | | | | | | |
| MNq $l/(s km^2)$ | 1.20 | | 3.44 | 1.36 | 1.34 | |
| Mq $l/(s km^2)$ | 19.0 | | 27.0 | 11.2 | 18.9 | |
| MHq $l/(s km^2)$ | 278 | | 255 | 164 | 275 | |
| $Mh_N$ mm | 1139 | | 594 | 545 | 1139 | |
| $Mh_A$ mm | 601 | | 424 | 177 | 598 | |

## Extremwerte

| | Niedrigwasser $m^3/s$ | $l/(s km^2)$ | Datum | Hochwasser $m^3/s$ | $l/(s km^2)$ | cm | Datum |
|---|---|---|---|---|---|---|---|
| 1 | 0.006 | 0.047 | 18.05.1993 | 90.0 | 698 | 208 | 12.03.1981 |
| 2 | 0.008 | 0.062 | 14.08.1990 | 74.8 | 580 | 182 | 04.06.1981 |
| 3 | 0.008 | 0.062 | 22.08.1976 | 70.9 | 550 | 173 | 08.12.1974 |
| 4 | 0.013 | 0.101 | 29.07.1994 | 69.9 | 542 | 177 | 30.12.1986 |
| 5 | 0.014 | 0.109 | 18.10.2000 | 65.2 | 505 | 281 | 09.03.2000 |
| 6 | 0.015 | 0.116 | 22.08.1997 | 64.7 | 502 | 164 | 06.01.1982 |
| 7 | 0.015 | 0.116 | 05.07.1989 | 64.6 | 501 | 164 | 07.06.1986 |
| 8 | 0.016 | 0.124 | 11.07.1997 | 61.6 | 478 | 275 | 28.10.1998 |
| 9 | 0.017 | 0.132 | 22.07.1996 | 60.4 | 468 | 271 | 13.04.1994 |
| 10 | 0.017 | 0.132 | 30.05.1990 | 59.4 | 460 | 269 | 30.01.1995 |

## Dauertabelle

| Unterschreitungsdauer in Tagen | Unterschrittene Abflüsse $m^3/s$: Abfluß-jahr (*) 2000 | Kalender jahr 2000 | 1951/2000 50 Kalenderjahre Obere Hüllwerte | Mittlere Werte | Untere Hüllwerte |
|---|---|---|---|---|---|
| (365) | 49.9 | 49.9 | | | |
| 364 | 30.7 | 30.7 | 74.8 | 25.3 | 6.64 |
| 363 | 24.3 | 24.3 | 65.2 | 20.5 | 6.15 |
| 362 | 23.0 | 23.0 | 49.3 | 16.9 | 6.00 |
| 361 | 21.2 | 21.2 | 42.4 | 15.5 | 5.90 |
| 360 | 17.6 | 17.6 | 34.3 | 14.1 | 5.40 |
| 359 | 17.1 | 17.1 | 33.8 | 13.2 | 5.15 |
| 358 | 15.8 | 15.8 | 29.9 | 12.7 | 5.15 |
| 357 | 15.5 | 15.5 | 25.5 | 11.9 | 5.15 |
| 356 | 15.2 | 15.2 | 24.6 | 11.3 | 4.32 |
| 350 | 11.5 | 10.6 | 16.7 | 8.92 | 3.78 |
| 340 | 7.81 | 7.37 | 12.8 | 6.91 | 3.24 |
| 330 | 6.22 | 4.73 | 10.0 | 5.72 | 2.72 |
| 320 | 4.52 | 4.22 | 8.53 | 4.89 | 2.25 |
| 300 | 3.58 | 2.95 | 6.40 | 3.91 | 1.68 |
| 270 | 2.63 | 1.99 | 4.86 | 2.91 | 1.08 |
| 240 | 1.88 | 0.892 | 3.82 | 2.26 | 0.760 |
| 210 | 0.702 | 0.435 | 3.10 | 1.73 | 0.404 |
| 183 | 0.424 | 0.153 | 2.70 | 1.40 | 0.153 |
| 150 | 0.152 | 0.087 | 2.30 | 1.05 | 0.072 |
| 130 | 0.100 | 0.074 | 1.96 | 0.862 | 0.041 |
| 120 | 0.087 | 0.071 | 1.82 | 0.793 | 0.033 |
| 110 | 0.082 | 0.069 | 1.68 | 0.701 | 0.032 |
| 100 | 0.072 | 0.067 | 1.68 | 0.635 | 0.028 |
| 90 | 0.070 | 0.064 | 1.54 | 0.551 | 0.026 |
| 80 | 0.067 | 0.059 | 1.40 | 0.461 | 0.024 |
| 70 | 0.064 | 0.057 | 1.40 | 0.401 | 0.021 |
| 60 | 0.059 | 0.053 | 1.27 | 0.321 | 0.020 |
| 50 | 0.055 | 0.049 | 1.27 | 0.261 | 0.019 |
| 40 | 0.047 | 0.042 | 1.14 | 0.181 | 0.018 |
| 30 | 0.039 | 0.036 | 1.14 | 0.098 | 0.018 |
| 25 | 0.029 | 0.029 | 1.14 | 0.071 | 0.018 |
| 20 | 0.026 | 0.026 | 1.14 | 0.057 | 0.017 |
| 15 | 0.024 | 0.024 | 1.02 | 0.046 | 0.015 |
| 10 | 0.022 | 0.022 | 1.02 | 0.037 | 0.015 |
| 9 | 0.021 | 0.021 | 1.02 | 0.035 | 0.015 |
| 8 | 0.021 | 0.021 | 1.02 | 0.034 | 0.015 |
| 7 | 0.019 | 0.019 | 0.940 | 0.031 | 0.015 |
| 6 | 0.019 | 0.019 | 0.940 | 0.028 | 0.015 |
| 5 | 0.019 | 0.019 | 0.940 | 0.024 | 0.015 |
| 4 | 0.018 | 0.018 | 0.940 | 0.021 | 0.015 |
| 3 | 0.018 | 0.018 | 0.940 | 0.019 | 0.015 |
| 2 | 0.017 | 0.017 | 0.940 | 0.017 | 0.009 |
| 1 | 0.017 | 0.017 | 0.883 | 0.016 | 0.009 |
| 0 | 0.014 | 0.014 | 0.825 | 0.006 | 0.006 |

(*) Abflußjahr: 1.11. des Vorjahres bis 31.10.

Repräsentativ für die Hydrologische Landschaft Oberharz

Einflüsse:Versickerungsverluste im Karst des Pöhlder Beckens

$A_{Eo}$ : 24.2 $km^2$

PNP : NN + 342.82 m

Lage: 30.0 km oberhalb der Mündung rechts

Q $m^3/s$

Pegel : Riefensbeek Nr. 4882176

Gewässer : Söse

Gebiet : Leine

## Tageswerte

| Tag | 1999 Nov | 1999 Dez | 2000 Jan | Feb | Mrz | Apr | Mai | Jun | Jul | Aug | Sep | Okt | Nov | Dez |
|---|---|---|---|---|---|---|---|---|---|---|---|---|---|---|
| 1. | 0.198 | 1.51 | 0.570 | 5.89 | 2.63 | 0.428 | 0.188 | 0.226 | 0.105 | 0.216 | 0.117 | 0.079 | 0.286 | 0.258 |
| 2. | 0.276 | 1.15 | 0.571 | 3.93 | 2.00 | 0.398 | 0.233 | 0.198 | 0.101 | 0.220 | 0.233 | 0.105 | 0.372 | 0.261 |
| 3. | 0.304 | 1.04 | 0.801 | 2.59 | 2.19 | 0.372 | 0.187 | 0.183 | 0.095 | 0.206 | 1.16 | 0.090 | 0.548 | 0.258 |
| 4. | 0.198 | 0.992 | 1.52 | 1.93 | 1.88 | 0.425 | 0.157 | 0.179 | 0.195 | 0.180 | 0.669 | 0.088 | 0.521 | 0.219 |
| 5. | 0.175 | 0.843 | 2.53 | 2.47 | 1.52 | 0.382 | 0.151 | 1.27 | 2.55 | 0.160 | 0.493 | 0.087 | 0.335 | 0.244 |
| 6. | 0.153 | 0.751 | 1.96 | 1.95 | 1.23 | 0.337 | 0.144 | 0.883 | 1.06 | 0.146 | 0.493 | 0.111 | 0.253 | 0.221 |
| 7. | 0.175 | 2.51 | 1.61 | 1.84 | 1.25 | 0.312 | 0.137 | 0.902 | 0.765 | 0.143 | 2.32 | 0.127 | 0.371 | 0.239 |
| 8. | 0.334 | 2.84 | 1.30 | 1.89 | 6.35 | 0.298 | 0.148 | 0.728 | 0.596 | 0.130 | 1.36 | 0.127 | 0.320 | 0.254 |
| 9. | 0.276 | 2.51 | 1.11 | 1.73 | 13.4 | 0.284 | 0.137 | 0.558 | 0.508 | 0.121 | 1.02 | 0.200 | 0.293 | 0.249 |
| 10. | 0.706 | 1.77 | 0.947 | 1.21 | 7.07 | 0.270 | 0.129 | 0.457 | 0.902 | 0.137 | 0.764 | 0.270 | 0.285 | 0.322 |
| 11. | 0.891 | 1.57 | 0.798 | 1.58 | 5.77 | 0.249 | 0.121 | 0.396 | 0.616 | 0.123 | 0.592 | 0.313 | 0.279 | 0.947 |
| 12. | 0.581 | 3.19 | 0.690 | 1.36 | 4.06 | 0.234 | 0.112 | 0.356 | 0.655 | 0.106 | 0.468 | 0.345 | 0.249 | 1.32 |
| 13. | 0.504 | 2.93 | 0.596 | 1.15 | 2.71 | 0.219 | 0.106 | 0.287 | 0.488 | 0.093 | 0.376 | 0.259 | 0.289 | 0.978 |
| 14. | 0.432 | 2.43 | 0.522 | 0.952 | 3.91 | 0.265 | 0.103 | 0.249 | 0.575 | 0.082 | 0.311 | 0.230 | 0.486 | 0.824 |
| 15. | 0.432 | 1.70 | 0.460 | 1.10 | 3.95 | 0.263 | 0.098 | 0.271 | 0.602 | 0.243 | 0.266 | 0.217 | 0.354 | 0.986 |
| 16. | 0.398 | 1.27 | 0.413 | 1.14 | 2.88 | 0.238 | 0.091 | 0.221 | 0.466 | 0.278 | 0.262 | 0.206 | 0.329 | 1.08 |
| 17. | 0.366 | 0.941 | 0.638 | 1.03 | 3.59 | 0.210 | 0.100 | 0.187 | 0.386 | 0.115 | 0.230 | 0.208 | 0.208 | 0.937 |
| 18. | 0.334 | 0.751 | 1.49 | 0.948 | 3.95 | 0.196 | 0.110 | 0.174 | 0.358 | 0.100 | 0.204 | 0.216 | 0.163 | 0.804 |
| 19. | 0.304 | 0.581 | 0.847 | 0.859 | 3.39 | 0.235 | 0.139 | 0.154 | 0.376 | 0.985 | 0.178 | 0.178 | 0.159 | 0.681 |
| 20. | 0.304 | 0.504 | 0.776 | 0.753 | 2.46 | 0.220 | 0.708 | 0.141 | 0.366 | 0.613 | 0.159 | 0.202 | 0.255 | 0.575 |
| 21. | 0.276 | 0.467 | 1.03 | 0.648 | 1.82 | 0.191 | 0.594 | 0.112 | 0.298 | 0.591 | 0.149 | 0.198 | 0.177 | 0.490 |
| 22. | 0.276 | 0.432 | 0.956 | 0.556 | 1.36 | 0.176 | 0.481 | 0.103 | 0.299 | 0.390 | 0.140 | 0.204 | 0.193 | 0.426 |
| 23. | 0.249 | 0.366 | 0.828 | 0.497 | 1.06 | 0.168 | 0.360 | 0.110 | 0.284 | 0.322 | 0.128 | 0.202 | 0.309 | 0.380 |
| 24. | 0.504 | 0.366 | 0.708 | 0.830 | 0.878 | 0.180 | 0.276 | 0.179 | 0.231 | 0.280 | 0.120 | 0.233 | 0.259 | 0.357 |
| 25. | 0.751 | 0.992 | 0.605 | 1.07 | 0.857 | 0.168 | 0.463 | 0.173 | 0.314 | 0.251 | 0.123 | 0.238 | 0.171 | 0.332 |
| 26. | 1.32 | 0.941 | 0.556 | 0.964 | 0.694 | 0.156 | 0.394 | 0.193 | 0.356 | 0.219 | 0.114 | 0.238 | 0.158 | 0.300 |
| 27. | 1.38 | 0.941 | 0.476 | 0.944 | 0.569 | 0.147 | 0.280 | 0.147 | 0.229 | 0.188 | 0.103 | 0.285 | 0.236 | 0.318 |
| 28. | 1.44 | 0.843 | 0.428 | 1.88 | 0.502 | 0.140 | 0.261 | 0.128 | 0.222 | 0.163 | 0.093 | 0.727 | 0.245 | 0.447 |
| 29. | 1.27 | 0.751 | 1.30 | 2.46 | 0.497 | 0.160 | 0.287 | 0.120 | 0.598 | 0.143 | 0.083 | 0.374 | 0.331 | 0.361 |
| 30. | 1.04 | 0.621 | 3.88 | | 0.507 | 0.257 | 0.307 | 0.113 | 0.305 | 0.131 | 0.078 | 0.290 | 0.272 | 0.340 |
| 31. | | 0.542 | 6.86 | | 0.461 | | 0.263 | | 0.252 | 0.122 | | 0.315 | | 0.325 |

## Hauptwerte

| | 1999 Nov | 1999 Dez | 2000 Jan | Feb | Mrz | Apr | Mai | Jun | Jul | Aug | Sep | Okt | Nov | Dez |
|---|---|---|---|---|---|---|---|---|---|---|---|---|---|---|
| Tag | 6. | 23.+ | 16. | 23. | 31. | 28. | 16. | 22. | 3. | 14. | 30. | 1. | 26. | 4. |
| NQ | 0.153 | 0.366 | 0.413 | 0.497 | 0.461 | 0.140 | 0.091 | 0.103 | 0.095 | 0.082 | 0.078 | 0.079 | 0.158 | 0.219 |
| MQ | 0.528 | 1.26 | 1.22 | 1.59 | 2.75 | 0.253 | 0.234 | 0.313 | 0.489 | 0.232 | 0.427 | 0.225 | 0.290 | 0.508 |
| HQ | 1.51 | 4.17 | 10.8 | 7.37 | 17.4 | 0.511 | 1.49 | 2.87 | 7.06 | 1.84 | 4.12 | 0.921 | 1.08 | 2.32 |
| Tag | 28. | 7. | 31. | 1. | 9. | 30. | 20. | 5. | 5. | 19. | 7. | 28. | 3. | 12. |
| $h_N$ mm | | | | | | | | | | | | | | |
| $h_A$ mm | 57 | 139 | 135 | 165 | 304 | 27 | 26 | 34 | 54 | 26 | 46 | 25 | 31 | 56 |
| | 1931/1999 | | 1932/2000 | | | | | | 69 Jahre | | | | | |
| Jahr | 1943+ | 1963 | 1945 | 1945 | 1932 | 1960 | 1940 | 1936+ | 1936+ | 1947 | 1949+ | 1943 | 1943+ | 1963 |
| NQ | 0.040 | 0.030 | 0.020 | 0.020 | 0.020 | 0.090 | 0.040 | 0.020 | 0.020 | 0.005 | 0.030 | 0.020 | 0.040 | 0.030 |
| MNQ | 0.211 | 0.222 | 0.207 | 0.215 | 0.258 | 0.305 | 0.152 | 0.124 | 0.124 | 0.119 | 0.137 | 0.144 | 0.211 | 0.223 |
| MQ | 0.714 | 0.942 | 0.884 | 0.811 | 0.929 | 0.935 | 0.393 | 0.403 | 0.449 | 0.377 | 0.403 | 0.540 | 0.710 | 0.940 |
| MHQ | 4.36 | 5.84 | 5.74 | 3.87 | 4.63 | 3.80 | 2.41 | 3.80 | 3.38 | 4.16 | 2.98 | 3.40 | 4.35 | 5.84 |
| HQ | 21.0 | 22.9 | 34.5 | 29.0 | 31.0 | 17.2 | 9.72 | 23.7 | 11.3 | 56.5 | 11.9 | 19.8 | 21.0 | 22.9 |
| Jahr | 1990 | 1986 | 1932 | 1946 | 1981 | 1994 | 1998 | 1981 | 1955 | 1967 | 1957 | 1935 | 1990 | 1986 |
| $Mh_N$ mm | | | | | | | | | | | | | | |
| $Mh_A$ mm | 76 | 104 | 98 | 84 | 103 | 100 | 43 | 43 | 50 | 42 | 43 | 60 | 76 | 104 |

| | | Abflußjahr (*) 2000 Jahr | Datum | Winter | Sommer | Kalenderjahr 2000 Jahr | Datum |
|---|---|---|---|---|---|---|---|
| NQ | $m^3/s$ | 0.078 | am 30.09.2000 | 0.140 | 0.078 | 0.078 | am 30.09.2000 |
| MQ | $m^3/s$ | 0.794 | | 1.27 | 0.319 | 0.711 | |
| HQ | $m^3/s$ | 17.4 | am 09.03.2000 | 17.4 | 7.06 | 17.4 | am 09.03.2000 |
| Nq | $l/(s km^2)$ | 3.22 | | 5.79 | 3.22 | 3.22 | |
| Mq | $l/(s km^2)$ | 32.8 | | 52.5 | 13.2 | 29.4 | |
| Hq | $l/(s km^2)$ | 719 | | 719 | 292 | 719 | |
| $h_N$ | mm | | | | | | |
| $h_A$ | mm | 1038 | | 825 | 210 | 929 | |
| | | 1932/2000 (*) 69 Jahre | | | | 1932/2000 | |
| NQ | $m^3/s$ | 0.005 | am 29.08.1947 | 0.020 | 0.005 | 0.005 | am 29.08.1947 |
| MNQ | $m^3/s$ | 0.069 | | 0.111 | 0.075 | 0.068 | |
| MQ | $m^3/s$ | 0.647 | | 0.870 | 0.428 | 0.647 | |
| MHQ | $m^3/s$ | 13.3 | | 11.3 | 8.55 | 13.5 | |
| HQ | $m^3/s$ | 56.5 | am 01.08.1967 | 34.5 | 56.5 | 56.5 | am 01.08.1967 |
| $HQ_1$ | $m^3/s$ | | | | | | |
| $HQ_5$ | $m^3/s$ | | | | | | |
| MNq | $l/(s km^2)$ | 2.85 | | 4.59 | 3.10 | 2.81 | |
| Mq | $l/(s km^2)$ | 26.7 | | 36.0 | 17.7 | 26.7 | |
| MHq | $l/(s km^2)$ | 550 | | 467 | 353 | 558 | |
| $Mh_N$ | mm | | | | | | |
| $Mh_A$ | mm | 845 | | 565 | 281 | 845 | |

## Extremwerte

| | Niedrigwasser $m^3/s$ | $l/(s km^2)$ | Datum | Hochwasser $m^3/s$ | $l/(s km^2)$ | cm | Datum |
|---|---|---|---|---|---|---|---|
| 1 | | | | 56.5 | 2330 | | 01.08.1967 |
| 2 | | | | 34.5 | 1430 | | 04.01.1932 |
| 3 | | | | 31.0 | 1280 | | 12.03. 1981 |
| 4 | | | | 29.0 | 1200 | | 08.02.1946 |
| 5 | | | | 23.7 | 980 | | 04.06.1981 |
| 6 | | | | 22.9 | 948 | | 29.06.1966 |
| 7 | | | | 22.9 | 947 | | 29.12.1986 |
| 8 | | | | 21.0 | 869 | | 19.12.1965 |
| 9 | | | | 21.0 | 868 | | 17.11.1990 |
| 10 | | | | 20.5 | 847 | | 27.12.1954 |

## Dauertabelle

| Unterschreitungsdauer in Tagen | Unterschrittene Abflüsse $m^3/s$: Abfluß-jahr (*) 2000 | Kalender jahr 2000 | 1932/2000 69 Kalenderjahre: Obere Hüllwerte | Mittlere Werte | Untere Hüllwerte |
|---|---|---|---|---|---|
| (365) | 13.4 | 13.4 | | | |
| 364 | 7.07 | 7.07 | 19.6 | 7.00 | 2.57 |
| 363 | 6.86 | 6.86 | 16.3 | 5.77 | 1.92 |
| 362 | 6.35 | 6.35 | 11.8 | 4.92 | 1.42 |
| 361 | 5.89 | 5.89 | 10.8 | 4.39 | 1.42 |
| 360 | 5.77 | 5.77 | 8.39 | 3.99 | 1.42 |
| 359 | 4.06 | 4.06 | 7.39 | 3.73 | 1.30 |
| 358 | 4.06 | 4.06 | 7.28 | 3.52 | 1.30 |
| 357 | 4.06 | 4.06 | 6.59 | 3.31 | 1.20 |
| 356 | 3.93 | 3.93 | 6.20 | 3.12 | 1.20 |
| 350 | 2.93 | 2.71 | 5.08 | 2.45 | 0.920 |
| 340 | 2.47 | 2.00 | 3.52 | 1.86 | 0.740 |
| 330 | 1.89 | 1.61 | 2.76 | 1.51 | 0.660 |
| 320 | 1.57 | 1.32 | 2.28 | 1.31 | 0.500 |
| 300 | 1.16 | 0.964 | 1.70 | 1.01 | 0.360 |
| 270 | 0.859 | 0.690 | 1.44 | 0.707 | 0.250 |
| 240 | 0.613 | 0.502 | 1.12 | 0.542 | 0.200 |
| 210 | 0.488 | 0.374 | 0.830 | 0.409 | 0.150 |
| 183 | 0.372 | 0.312 | 0.750 | 0.333 | 0.120 |
| 150 | 0.284 | 0.262 | 0.590 | 0.251 | 0.090 |
| 130 | 0.251 | 0.239 | 0.473 | 0.221 | 0.090 |
| 120 | 0.234 | 0.231 | 0.473 | 0.201 | 0.090 |
| 110 | 0.221 | 0.220 | 0.450 | 0.186 | 0.090 |
| 100 | 0.208 | 0.206 | 0.408 | 0.181 | 0.070 |
| 90 | 0.196 | 0.195 | 0.380 | 0.161 | 0.070 |
| 80 | 0.183 | 0.180 | 0.347 | 0.149 | 0.070 |
| 70 | 0.173 | 0.168 | 0.320 | 0.132 | 0.070 |
| 60 | 0.151 | 0.151 | 0.295 | 0.121 | 0.060 |
| 50 | 0.141 | 0.141 | 0.295 | 0.113 | 0.060 |
| 40 | 0.129 | 0.129 | 0.270 | 0.099 | 0.060 |
| 30 | 0.117 | 0.117 | 0.270 | 0.091 | 0.060 |
| 25 | 0.113 | 0.113 | 0.247 | 0.081 | 0.060 |
| 20 | 0.110 | 0.110 | 0.224 | 0.078 | 0.040 |
| 15 | 0.105 | 0.105 | 0.224 | 0.071 | 0.040 |
| 10 | 0.095 | 0.095 | 0.203 | 0.061 | 0.030 |
| 9 | 0.095 | 0.095 | 0.203 | 0.061 | 0.030 |
| 8 | 0.095 | 0.095 | 0.203 | 0.052 | 0.030 |
| 7 | 0.091 | 0.091 | 0.203 | 0.051 | 0.030 |
| 6 | 0.090 | 0.090 | 0.203 | 0.051 | 0.030 |
| 5 | 0.088 | 0.088 | 0.203 | 0.041 | 0.020 |
| 4 | 0.087 | 0.087 | 0.203 | 0.041 | 0.020 |
| 3 | 0.083 | 0.083 | 0.203 | 0.041 | 0.020 |
| 2 | 0.082 | 0.082 | 0.203 | 0.041 | 0.020 |
| 1 | 0.079 | 0.079 | 0.203 | 0.040 | 0.020 |
| 0 | 0.078 | 0.078 | 0.163 | 0.005 | 0.005 |

(*) Abflußjahr: 1.11. des Vorjahres bis 31.10.
Repräsentativ für die Hydrologische Landschaft Oberharz
Zulauf Sösetalsperre

$A_{Eo}$ : 149 $km^2$

PNP : NN + 127.83 m

Lage: 12.1 km oberhalb der Mündung rechts

Q

$m^3/s$

Pegel : Oldendorf Nr. 4884110

Gewässer : Ilme

Gebiet : Leine

## Tageswerte

| Tag | 1999 Nov | 1999 Dez | 2000 Jan | Feb | Mrz | Apr | Mai | Jun | Jul | Aug | Sep | Okt | Nov | Dez |
|---|---|---|---|---|---|---|---|---|---|---|---|---|---|---|
| 1. | 0.585 | 0.697 | 2.64 | 9.11 | 6.55 | 2.94 | 1.19 | 0.797 | 0.589 | 0.539 | 0.499 | 0.496 | 0.542 | 0.480 |
| 2. | 0.699 | 0.977 | 2.47 | 7.65 | 6.03 | 2.76 | 1.19 | 0.795 | 0.592 | 0.578 | 0.537 | 0.529 | 0.495 | 0.482 |
| 3. | 0.586 | 0.976 | 2.38 | 6.65 | 10.5 | 2.50 | 1.04 | 0.745 | 0.543 | 0.539 | 0.576 | 0.526 | 0.495 | 0.450 |
| 4. | 0.587 | 0.974 | 2.62 | 5.54 | 11.0 | 2.43 | 1.04 | 0.744 | 0.598 | 0.578 | 0.537 | 0.524 | 0.463 | 0.451 |
| 5. | 0.588 | 0.860 | 3.36 | 4.99 | 9.15 | 2.27 | 1.04 | 0.791 | 1.22 | 0.539 | 0.499 | 0.521 | 0.463 | 0.452 |
| 6. | 0.646 | 0.858 | 3.17 | 4.35 | 7.62 | 2.11 | 0.987 | 0.838 | 0.709 | 0.500 | 0.499 | 0.519 | 0.463 | 0.454 |
| 7. | 0.589 | 1.66 | 3.17 | 4.14 | 6.85 | 1.95 | 0.986 | 0.788 | 0.606 | 0.539 | 0.742 | 0.516 | 0.463 | 0.455 |
| 8. | 0.590 | 2.57 | 3.07 | 4.13 | 7.28 | 1.87 | 0.984 | 0.786 | 0.555 | 0.539 | 0.631 | 0.513 | 0.463 | 0.457 |
| 9. | 0.648 | 1.88 | 2.88 | 4.12 | 15.6 | 1.80 | 1.03 | 0.737 | 0.521 | 0.539 | 0.537 | 0.511 | 0.463 | 0.458 |
| 10. | 0.592 | 1.58 | 2.60 | 3.65 | 16.7 | 1.66 | 0.930 | 0.736 | 0.561 | 0.539 | 0.537 | 0.508 | 0.464 | 0.494 |
| 11. | 0.593 | 1.65 | 2.35 | 3.55 | 14.8 | 1.73 | 0.928 | 0.734 | 0.563 | 0.539 | 0.537 | 0.506 | 0.464 | 0.582 |
| 12. | 0.593 | 4.75 | 2.18 | 3.18 | 12.1 | 1.89 | 0.927 | 0.733 | 0.528 | 0.539 | 0.537 | 0.503 | 0.464 | 0.738 |
| 13. | 0.594 | 4.86 | 2.09 | 4.17 | 10.0 | 1.88 | 0.875 | 0.684 | 0.493 | 0.500 | 0.498 | 0.501 | 0.464 | 0.792 |
| 14. | 0.595 | 4.24 | 1.92 | 4.36 | 10.5 | 1.73 | 0.873 | 0.540 | 0.533 | 0.500 | 0.537 | 0.498 | 0.496 | 0.794 |
| 15. | 0.596 | 3.65 | 1.76 | 4.05 | 11.7 | 1.65 | 0.872 | 0.496 | 0.497 | 0.500 | 0.572 | 0.496 | 0.464 | 0.901 |
| 16. | 0.597 | 2.80 | 1.61 | 4.13 | 10.7 | 1.65 | 0.870 | 0.466 | 0.499 | 0.500 | 0.625 | 0.461 | 0.464 | 1.77 |
| 17. | 0.597 | 2.45 | 1.61 | 3.94 | 9.46 | 1.50 | 0.918 | 0.468 | 0.579 | 0.538 | 0.622 | 0.493 | 0.496 | 1.28 |
| 18. | 0.656 | 2.79 | 1.75 | 3.75 | 9.22 | 1.50 | 0.917 | 0.438 | 0.579 | 0.500 | 0.565 | 0.461 | 0.497 | 1.01 |
| 19. | 0.597 | 2.35 | 1.60 | 4.20 | 8.20 | 1.57 | 0.915 | 0.603 | 0.579 | 1.28 | 0.562 | 0.461 | 0.497 | 0.912 |
| 20. | 0.596 | 2.10 | 1.46 | 4.50 | 7.23 | 1.35 | 0.913 | 0.607 | 0.579 | 0.688 | 0.560 | 0.461 | 0.465 | 0.810 |
| 21. | 0.595 | 1.84 | 1.90 | 3.99 | 6.61 | 1.35 | 0.862 | 0.610 | 0.579 | 0.632 | 0.557 | 0.462 | 0.465 | 0.759 |
| 22. | 0.594 | 1.62 | 2.30 | 3.71 | 6.07 | 1.35 | 0.910 | 0.662 | 0.578 | 0.576 | 0.554 | 0.462 | 0.466 | 0.709 |
| 23. | 0.650 | 1.61 | 2.30 | 3.52 | 5.41 | 1.28 | 0.859 | 0.616 | 0.578 | 0.538 | 0.552 | 0.462 | 0.468 | 0.658 |
| 24. | 0.763 | 1.54 | 1.89 | 3.53 | 4.88 | 1.49 | 0.808 | 0.669 | 0.540 | 0.538 | 0.549 | 0.462 | 0.469 | 0.660 |
| 25. | 0.705 | 2.33 | 1.72 | 4.59 | 4.57 | 1.27 | 0.905 | 0.672 | 0.578 | 0.499 | 0.600 | 0.462 | 0.438 | 0.662 |
| 26. | 0.704 | 3.79 | 1.58 | 4.70 | 4.18 | 1.20 | 0.855 | 0.575 | 0.578 | 0.538 | 0.544 | 0.462 | 0.439 | 0.664 |
| 27. | 0.702 | 5.10 | 1.57 | 4.81 | 3.82 | 1.20 | 0.804 | 0.578 | 0.540 | 0.538 | 0.542 | 0.494 | 0.474 | 0.666 |
| 28. | 0.644 | 4.35 | 1.50 | 5.13 | 3.64 | 1.19 | 0.802 | 0.580 | 0.578 | 0.499 | 0.539 | 0.542 | 0.476 | 0.668 |
| 29. | 0.643 | 3.77 | 3.87 | 5.58 | 3.37 | 1.19 | 0.850 | 0.583 | 0.539 | 0.499 | 0.537 | 0.494 | 0.477 | 0.670 |
| 30. | 0.585 | 3.30 | 14.7 | | 3.20 | 1.19 | 0.848 | 0.535 | 0.539 | 0.499 | 0.534 | 0.495 | 0.479 | 0.618 |
| 31. | | 2.92 | 10.9 | | 3.11 | | 0.798 | | 0.539 | 0.499 | | 0.542 | | 0.565 |

## Hauptwerte

| | 1999 Nov | 1999 Dez | 2000 Jan | Feb | Mrz | Apr | Mai | Jun | Jul | Aug | Sep | Okt | Nov | Dez |
|---|---|---|---|---|---|---|---|---|---|---|---|---|---|---|
| Tag | 1.+ | 1. | 20. | 12. | 31. | 28.+ | 31. | 18. | 13. | 25.+ | 13. | 16.+ | 25. | 3. |
| NQ | 0.585 | 0.697 | 1.46 | 3.18 | 3.11 | 1.19 | 0.798 | 0.438 | 0.493 | 0.499 | 0.498 | 0.461 | 0.438 | 0.450 |
| MQ | 0.624 | 2.48 | 2.93 | 4.61 | 8.07 | 1.72 | 0.927 | 0.654 | 0.584 | 0.560 | 0.557 | 0.495 | 0.473 | 0.694 |
| HQ | 1.38 | 8.29 | 21.0 | 10.0 | 22.0 | 3.03 | 1.38 | 1.19 | 2.13 | 3.79 | 1.02 | 1.72 | 1.44 | 2.87 |
| Tag | 2. | 12. | 30. | 1. | 9. | 1. | 8. | 5. | 5. | 19. | 13. | 15. | 1. | 16. |
| $h_N$ mm | 53 | 154 | 101 | 111 | 158 | 33 | 56 | 46 | 118 | 67 | 62 | 43 | 43 | 87 |
| $h_A$ mm | 11 | 45 | 53 | 78 | 145 | 30 | 17 | 11 | 10 | 10 | 10 | 9 | 8 | 12 |

| | 1961/1999 | | 1962/2000 | | | | | | 39 Jahre | | | | | |
|---|---|---|---|---|---|---|---|---|---|---|---|---|---|---|
| Jahr | 1965 | 1997 | 1977 | 1972 | 1972 | 1974 | 1996 | 2000 | 1964 | 1991 | 1973 | 1973 | 1965 | 1997 |
| NQ | 0.290 | 0.424 | 0.500 | 0.410 | 0.460 | 0.730 | 0.701 | 0.438 | 0.440 | 0.400 | 0.300 | 0.260 | 0.290 | 0.424 |
| MNQ | 0.929 | 1.37 | 1.55 | 1.70 | 1.64 | 1.86 | 1.20 | 0.985 | 0.819 | 0.728 | 0.674 | 0.759 | 0.898 | 1.31 |
| MQ | 1.81 | 3.31 | 3.49 | 3.08 | 3.52 | 2.97 | 1.71 | 1.42 | 1.23 | 0.990 | 0.977 | 1.23 | 1.75 | 3.13 |
| MHQ | 5.70 | 11.2 | 11.6 | 9.24 | 10.7 | 6.03 | 4.20 | 4.62 | 3.83 | 3.08 | 3.10 | 3.84 | 5.57 | 10.7 |
| HQ | 30.9 | 36.9 | 33.6 | 21.5 | 27.6 | 22.0 | 11.5 | 19.1 | 27.0 | 10.8 | 14.6 | 35.4 | 30.9 | 36.9 |
| Jahr | 1998 | 1965 | 1987 | 1970 | 1981 | 1994 | 1970 | 1986 | 1965 | 1981 | 1998 | 1998 | 1998 | 1965 |
| $Mh_N$ mm | 83 | 101 | 89 | 65 | 74 | 71 | 77 | 92 | 84 | 82 | 75 | 75 | 82 | 100 |
| $Mh_A$ mm | 31 | 60 | 63 | 52 | 63 | 52 | 31 | 25 | 22 | 18 | 17 | 22 | 30 | 56 |

| | Abflußjahr (*) 2000 Jahr | Datum | Winter | Sommer | Kalenderjahr 2000 Jahr | Datum |
|---|---|---|---|---|---|---|
| NQ $m^3/s$ | 0.438 | am 18.06.2000 | 0.585 | 0.438 | 0.438 | am 18.06.2000 |
| MQ $m^3/s$ | 2.02 | | 3.42 | 0.630 | 1.85 | |
| HQ $m^3/s$ | 22.0 | am 09.03.2000 bei W= 222 cm | 22.0 | 3.79 | 22.0 | am 09.03.2000 bei W= 222 cm |
| Nq $l/(s km^2)$ | 2.94 | | 3.93 | 2.94 | 2.94 | |
| Mq $l/(s km^2)$ | 13.6 | | 23.0 | 4.23 | 12.4 | |
| Hq $l/(s km^2)$ | 148 | | 148 | 25.4 | 148 | |
| $h_N$ mm | 1002 | | 610 | 392 | 925 | |
| $h_A$ mm | 429 | | 361 | 67 | 393 | |
| | 1962/2000 (*) 39 Jahre | | | | 1962/2000 | |
| NQ $m^3/s$ | 0.260 | am 01.10.1973 | 0.290 | 0.260 | 0.260 | am 01.10.1973 |
| MNQ $m^3/s$ | 0.534 | | 0.786 | 0.604 | 0.565 | |
| MQ $m^3/s$ | 2.14 | | 3.04 | 1.26 | 2.12 | |
| MHQ $m^3/s$ | 19.8 | | 18.8 | 8.19 | 19.6 | |
| HQ $m^3/s$ | 36.9 | am 19.12.1965 bei W= 251 cm | 36.9 | 35.4 | 36.9 | am 19.12.1965 bei W= 251 cm |
| $HQ_1$ $m^3/s$ | | | | | | |
| $HQ_5$ $m^3/s$ | | | | | | |
| MNq $l/(s km^2)$ | 3.58 | | 5.28 | 4.05 | 3.79 | |
| Mq $l/(s km^2)$ | 14.4 | | 20.4 | 8.46 | 14.2 | |
| MHq $l/(s km^2)$ | 133 | | 126 | 55.0 | 132 | |
| $Mh_N$ mm | 968 | | 482 | 486 | 965 | |
| $Mh_A$ mm | 454 | | 321 | 134 | 450 | |

## Extremwerte

| | Niedrigwasser $m^3/s$ | $l/(s km^2)$ | Datum | Hochwasser $m^3/s$ | $l/(s km^2)$ | cm | Datum |
|---|---|---|---|---|---|---|---|
| 1 | 0.260 | 1.74 | 01.10.1973 | 36.9 | 248 | 251 | 19.12.1965 |
| 2 | 0.290 | 1.95 | 16.11.1965 | 36.5 | 245 | 259 | 31.12.1986 |
| 3 | 0.330 | 2.21 | 30.10.1964 | 35.4 | 238 | 302 | 28.10.1998 |
| 4 | 0.358 | 2.40 | 20.09.1996 | 29.0 | 195 | 267 | 19.12.1988 |
| 5 | 0.400 | 2.68 | 29.08.1991 | 27.6 | 185 | 232 | 12.03.1981 |
| 6 | 0.410 | 2.75 | 23.02.1972 | 27.0 | 181 | 231 | 16.07.1965 |
| 7 | 0.424 | 2.85 | 06.12.1997 | 26.4 | 177 | 226 | 06.01.1982 |
| 8 | 0.438 | 2.94 | 18.06.2000 | 25.8 | 173 | 239 | 20.01.1986 |
| 9 | 0.443 | 2.97 | 13.11.1983 | 25.2 | 169 | 245 | 19.03.1994 |
| 10 | 0.446 | 2.99 | 20.11.1985 | 25.0 | 168 | 246 | 30.01.1995 |

## Dauertabelle

Unterschrittene Abflüsse $m^3/s$

| Unterschreitungsdauer in Tagen | Abfluß-jahr (*) 2000 | Kalenderjahr 2000 | 1962/2000 39 Kalenderjahre Obere Hüllwerte | Mittlere Werte | Untere Hüllwerte |
|---|---|---|---|---|---|
| (365) | 16.7 | 16.7 | | | |
| 364 | 15.6 | 15.6 | 32.9 | 16.7 | 4.14 |
| 363 | 14.8 | 14.8 | 30.2 | 14.3 | 3.95 |
| 362 | 14.7 | 14.7 | 23.4 | 12.5 | 3.71 |
| 361 | 12.1 | 12.1 | 22.8 | 11.3 | 3.70 |
| 360 | 11.7 | 11.7 | 22.8 | 10.5 | 3.56 |
| 359 | 11.0 | 11.0 | 20.0 | 9.77 | 3.35 |
| 358 | 10.9 | 10.9 | 17.2 | 9.18 | 3.20 |
| 357 | 10.7 | 10.7 | 17.2 | 8.67 | 3.02 |
| 356 | 10.7 | 10.7 | 16.1 | 8.27 | 3.01 |
| 350 | 9.11 | 9.11 | 12.6 | 6.57 | 2.91 |
| 340 | 6.07 | 6.07 | 10.3 | 5.27 | 2.66 |
| 330 | 4.81 | 4.59 | 8.41 | 4.50 | 2.40 |
| 320 | 4.20 | 4.14 | 7.42 | 3.88 | 2.09 |
| 300 | 3.53 | 3.11 | 5.88 | 3.11 | 1.59 |
| 270 | 2.33 | 1.75 | 4.08 | 2.44 | 1.08 |
| 240 | 1.60 | 1.20 | 3.52 | 1.94 | 0.916 |
| 210 | 0.986 | 0.838 | 3.08 | 1.62 | 0.838 |
| 183 | 0.804 | 0.670 | 2.75 | 1.39 | 0.670 |
| 150 | 0.632 | 0.579 | 2.45 | 1.16 | 0.579 |
| 130 | 0.594 | 0.549 | 2.21 | 1.03 | 0.549 |
| 120 | 0.586 | 0.540 | 2.10 | 0.971 | 0.540 |
| 110 | 0.579 | 0.540 | 2.04 | 0.921 | 0.540 |
| 100 | 0.572 | 0.538 | 1.93 | 0.878 | 0.538 |
| 90 | 0.549 | 0.528 | 1.84 | 0.835 | 0.528 |
| 80 | 0.540 | 0.506 | 1.80 | 0.791 | 0.506 |
| 70 | 0.540 | 0.500 | 1.76 | 0.758 | 0.500 |
| 60 | 0.538 | 0.498 | 1.68 | 0.721 | 0.498 |
| 50 | 0.526 | 0.496 | 1.63 | 0.689 | 0.496 |
| 40 | 0.503 | 0.476 | 1.54 | 0.650 | 0.476 |
| 30 | 0.500 | 0.465 | 1.46 | 0.611 | 0.465 |
| 25 | 0.500 | 0.464 | 1.44 | 0.591 | 0.464 |
| 20 | 0.497 | 0.464 | 1.41 | 0.571 | 0.464 |
| 15 | 0.495 | 0.463 | 1.37 | 0.541 | 0.460 |
| 10 | 0.466 | 0.462 | 1.34 | 0.518 | 0.360 |
| 9 | 0.466 | 0.458 | 1.34 | 0.511 | 0.350 |
| 8 | 0.466 | 0.457 | 1.34 | 0.502 | 0.350 |
| 7 | 0.466 | 0.455 | 1.32 | 0.499 | 0.350 |
| 6 | 0.466 | 0.454 | 1.31 | 0.492 | 0.350 |
| 5 | 0.466 | 0.452 | 1.29 | 0.486 | 0.320 |
| 4 | 0.462 | 0.451 | 1.26 | 0.476 | 0.310 |
| 3 | 0.462 | 0.450 | 1.22 | 0.464 | 0.310 |
| 2 | 0.462 | 0.439 | 1.16 | 0.455 | 0.310 |
| 1 | 0.462 | 0.439 | 1.16 | 0.424 | 0.300 |
| 0 | 0.438 | 0.438 | 1.15 | 0.260 | 0.260 |

(*) Abflußjahr: 1.11. des Vorjahres bis 31.10.

Repräsentativ für die Hydrologische Landschaft Solling

$A_{Eo}$ : 95.4 $km^2$

PNP : NN + 116.14 m

Lage: 7.0 km oberhalb der Mündung rechts

Q

$m^3/s$

Pegel : Gandersheim Nr. 4885116

Gewässer : Gande

Gebiet : Leine

## Tageswerte

| Tag | 1999 Nov | 1999 Dez | 2000 Jan | Feb | Mrz | Apr | Mai | Jun | Jul | Aug | Sep | Okt | Nov | Dez |
|---|---|---|---|---|---|---|---|---|---|---|---|---|---|---|
| 1. | 0.256 | 0.319 | 0.674 | 2.22 | 1.77 | 1.41 | 0.623 | 0.338 | 0.254 | 0.238 | 0.190 | 0.190 | 0.212 | 0.236 |
| 2. | 0.323 | 0.342 | 0.625 | 1.47 | 1.70 | 1.33 | 0.622 | 0.337 | 0.254 | 0.257 | 0.247 | 0.190 | 0.233 | 0.259 |
| 3. | 0.259 | 0.342 | 0.576 | 1.19 | 2.93 | 1.32 | 0.621 | 0.336 | 0.318 | 0.236 | 0.265 | 0.171 | 0.215 | 0.238 |
| 4. | 0.217 | 0.366 | 0.722 | 1.05 | 2.66 | 1.23 | 0.571 | 0.358 | 0.339 | 0.276 | 0.207 | 0.171 | 0.198 | 0.239 |
| 5. | 0.218 | 0.342 | 0.915 | 0.983 | 2.04 | 1.15 | 0.570 | 0.402 | 0.942 | 0.234 | 0.187 | 0.171 | 0.199 | 0.240 |
| 6. | 0.219 | 0.342 | 0.769 | 0.866 | 1.78 | 0.992 | 0.569 | 0.356 | 0.317 | 0.233 | 0.243 | 0.188 | 0.201 | 0.241 |
| 7. | 0.265 | 0.682 | 0.672 | 0.818 | 1.65 | 0.932 | 0.520 | 0.491 | 0.273 | 0.232 | 0.390 | 0.188 | 0.223 | 0.242 |
| 8. | 0.244 | 0.998 | 0.623 | 0.868 | 2.58 | 0.924 | 0.519 | 0.355 | 0.273 | 0.231 | 0.222 | 0.188 | 0.204 | 0.265 |
| 9. | 0.223 | 0.632 | 0.575 | 0.987 | 5.58 | 0.917 | 0.566 | 0.332 | 0.272 | 0.230 | 0.221 | 0.188 | 0.186 | 0.266 |
| 10. | 0.269 | 0.436 | 0.477 | 0.918 | 4.51 | 0.858 | 0.517 | 0.309 | 0.357 | 0.250 | 0.220 | 0.205 | 0.208 | 0.289 |
| 11. | 0.270 | 0.435 | 0.477 | 0.918 | 3.76 | 0.851 | 0.469 | 0.331 | 0.272 | 0.229 | 0.219 | 0.187 | 0.210 | 0.401 |
| 12. | 0.249 | 1.35 | 0.429 | 0.870 | 3.18 | 0.844 | 0.468 | 0.308 | 0.250 | 0.228 | 0.218 | 0.169 | 0.211 | 0.358 |
| 13. | 0.251 | 1.28 | 0.428 | 2.15 | 2.81 | 0.892 | 0.420 | 0.307 | 0.249 | 0.207 | 0.217 | 0.186 | 0.233 | 0.336 |
| 14. | 0.274 | 1.14 | 0.405 | 2.15 | 3.93 | 0.841 | 0.419 | 0.307 | 0.313 | 0.206 | 0.216 | 0.186 | 0.235 | 0.360 |
| 15. | 0.231 | 0.924 | 0.381 | 1.71 | 4.31 | 0.840 | 0.418 | 0.328 | 0.291 | 0.225 | 0.215 | 0.186 | 0.216 | 0.361 |
| 16. | 0.232 | 0.679 | 0.404 | 1.62 | 3.21 | 0.789 | 0.417 | 0.305 | 0.269 | 0.224 | 0.251 | 0.185 | 0.218 | 0.499 |
| 17. | 0.256 | 0.532 | 0.404 | 1.41 | 3.05 | 0.787 | 0.417 | 0.283 | 0.269 | 0.263 | 0.232 | 0.167 | 0.240 | 0.363 |
| 18. | 0.280 | 0.727 | 0.572 | 1.27 | 4.04 | 0.736 | 0.463 | 0.282 | 0.247 | 0.202 | 0.212 | 0.169 | 0.242 | 0.342 |
| 19. | 0.281 | 0.580 | 0.572 | 1.42 | 3.85 | 0.834 | 0.462 | 0.260 | 0.247 | 0.612 | 0.194 | 0.171 | 0.244 | 0.320 |
| 20. | 0.283 | 0.482 | 0.523 | 1.80 | 3.00 | 0.734 | 0.461 | 0.281 | 0.246 | 0.260 | 0.194 | 0.190 | 0.246 | 0.299 |
| 21. | 0.261 | 0.433 | 0.978 | 1.56 | 2.52 | 0.732 | 0.413 | 0.259 | 0.246 | 0.239 | 0.193 | 0.174 | 0.269 | 0.300 |
| 22. | 0.262 | 0.410 | 1.05 | 1.35 | 2.21 | 0.731 | 0.459 | 0.280 | 0.288 | 0.219 | 0.193 | 0.176 | 0.271 | 0.278 |
| 23. | 0.334 | 0.386 | 0.859 | 1.21 | 1.91 | 0.730 | 0.389 | 0.279 | 0.266 | 0.218 | 0.174 | 0.177 | 0.250 | 0.302 |
| 24. | 0.382 | 0.386 | 0.667 | 1.35 | 1.81 | 0.876 | 0.388 | 0.301 | 0.245 | 0.197 | 0.192 | 0.216 | 0.230 | 0.303 |
| 25. | 0.360 | 0.628 | 0.570 | 3.05 | 1.72 | 0.727 | 0.457 | 0.300 | 0.265 | 0.196 | 0.210 | 0.181 | 0.231 | 0.281 |
| 26. | 0.315 | 1.20 | 0.522 | 2.75 | 1.71 | 0.677 | 0.387 | 0.278 | 0.243 | 0.196 | 0.192 | 0.201 | 0.253 | 0.282 |
| 27. | 0.316 | 2.32 | 0.474 | 2.17 | 1.54 | 0.676 | 0.364 | 0.234 | 0.242 | 0.195 | 0.191 | 0.203 | 0.254 | 0.283 |
| 28. | 0.294 | 1.55 | 0.475 | 1.90 | 1.61 | 0.675 | 0.363 | 0.256 | 0.283 | 0.194 | 0.191 | 0.242 | 0.277 | 0.353 |
| 29. | 0.272 | 0.988 | 1.32 | 1.66 | 1.60 | 0.625 | 0.385 | 0.255 | 0.261 | 0.174 | 0.191 | 0.206 | 0.256 | 0.308 |
| 30. | 0.271 | 0.821 | 3.96 | | 1.59 | 0.721 | 0.384 | 0.255 | 0.239 | 0.192 | 0.172 | 0.265 | 0.257 | 0.285 |
| 31. | | 0.723 | 3.16 | | 1.50 | | 0.361 | | 0.238 | 0.172 | | 0.248 | | 0.286 |

## Hauptwerte

| | 1999 Nov | 1999 Dez | 2000 Jan | Feb | Mrz | Apr | Mai | Jun | Jul | Aug | Sep | Okt | Nov | Dez |
|---|---|---|---|---|---|---|---|---|---|---|---|---|---|---|
| Tag | 4. | 1. | 15. | 7. | 31. | 29. | 31. | 27. | 31. | 31. | 30. | 17. | 9. | 1. |
| NQ | 0.217 | 0.319 | 0.381 | 0.818 | 1.50 | 0.625 | 0.361 | 0.234 | 0.238 | 0.172 | 0.172 | 0.167 | 0.186 | 0.236 |
| MQ | 0.272 | 0.735 | 0.815 | 1.51 | 2.65 | 0.879 | 0.467 | 0.310 | 0.293 | 0.234 | 0.215 | 0.191 | 0.231 | 0.304 |
| HQ | 0.716 | 3.03 | 7.03 | 4.18 | 8.28 | 1.63 | 0.863 | 1.89 | 3.04 | 2.57 | 2.01 | 1.15 | 0.634 | 0.730 |
| Tag | 8. | 27. | 30. | 25. | 14. | 24. | 2. | 26. | 5. | 19. | 7. | 30. | 22. | 16. |
| $h_N$ mm | 56 | 96 | 75 | 85 | 127 | 31 | 49 | 56 | 114 | 58 | 50 | 36 | 42 | 64 |
| $h_A$ mm | 7 | 21 | 23 | 40 | 74 | 24 | 13 | 8 | 8 | 7 | 6 | 5 | 6 | 9 |
| | 1960/1999 | | 1961/2000 | | | | | | 40 Jahre | | | | | |
| Jahr | 1977 | 1964 | 1964 | 1972 | 1976 | 1972 | 1996 | 1996 | 1976 | 1973 | 1973 | 1977 | 1977 | 1964 |
| NQ | 0.020 | 0.080 | 0.040 | 0.110 | 0.160 | 0.180 | 0.187 | 0.127 | 0.090 | 0.050 | 0.050 | 0.010 | 0.020 | 0.080 |
| MNQ | 0.299 | 0.457 | 0.553 | 0.607 | 0.636 | 0.694 | 0.503 | 0.375 | 0.319 | 0.278 | 0.255 | 0.257 | 0.289 | 0.436 |
| MQ | 0.618 | 1.16 | 1.26 | 1.24 | 1.38 | 1.12 | 0.780 | 0.620 | 0.467 | 0.434 | 0.399 | 0.454 | 0.600 | 1.11 |
| MHQ | 4.18 | 7.51 | 7.20 | 5.69 | 6.96 | 3.91 | 5.14 | 5.28 | 3.44 | 2.83 | 2.08 | 2.95 | 4.06 | 7.02 |
| HQ | 34.5 | 35.0 | 37.2 | 21.7 | 21.7 | 24.4 | 21.2 | 24.6 | 27.7 | 15.6 | 8.30 | 41.8 | 34.5 | 35.0 |
| Jahr | 1998 | 1988 | 1968 | 1970 | 1994 | 1994 | 1997 | 1981 | 1965 | 1981 | 1986 | 1998 | 1998 | 1988 |
| $Mh_N$ mm | 64 | 72 | 61 | 47 | 56 | 55 | 68 | 83 | 73 | 71 | 57 | 56 | 63 | 71 |
| $Mh_A$ mm | 17 | 33 | 35 | 33 | 39 | 30 | 22 | 17 | 13 | 12 | 11 | 13 | 16 | 31 |

| | Abflußjahr (*) 2000 Jahr | Datum | Winter | Sommer | Kalenderjahr 2000 Jahr | Datum |
|---|---|---|---|---|---|---|
| NQ $m^3/s$ | 0.167 | am 17.10.2000 | 0.217 | 0.167 | 0.167 | am 17.10.2000 |
| MQ $m^3/s$ | 0.713 | | 1.14 | 0.285 | 0.673 | |
| HQ $m^3/s$ | 8.28 | am 14.03.2000 bei W= 152 cm | 8.28 | 3.04 | 8.28 | am 14.03.2000 bei W= 152 cm |
| Nq $l/(s km^2)$ | 1.75 | | 2.27 | 1.75 | 1.75 | |
| Mq $l/(s km^2)$ | 7.47 | | 11.9 | 2.99 | 7.05 | |
| Hq $l/(s km^2)$ | 86.8 | | 86.8 | 31.9 | 86.8 | |
| $h_N$ mm | 833 | | 470 | 363 | 787 | |
| $h_A$ mm | 236 | | 188 | 47 | 223 | |
| | 1961/2000 (*) 40 Jahre | | | | 1961/2000 | |
| NQ $m^3/s$ | 0.010 | am 24.10.1977 | 0.020 | 0.010 | 0.010 | am 24.10.1977 |
| MNQ $m^3/s$ | 0.164 | | 0.251 | 0.206 | 0.177 | |
| MQ $m^3/s$ | 0.826 | | 1.13 | 0.526 | 0.821 | |
| MHQ $m^3/s$ | 16.1 | | 13.5 | 8.80 | 15.7 | |
| HQ $m^3/s$ | 41.8 | am 28.10.1998 bei W= 333 cm | 37.2 | 41.8 | 41.8 | am 28.10.1998 bei W= 333 cm |
| $HQ_1$ $m^3/s$ | | | | | | |
| $HQ_5$ $m^3/s$ | | | | | | |
| MNq $l/(s km^2)$ | 1.72 | | 2.63 | 2.16 | 1.86 | |
| Mq $l/(s km^2)$ | 8.66 | | 11.8 | 5.51 | 8.61 | |
| MHq $l/(s km^2)$ | 169 | | 142 | 92.2 | 165 | |
| $Mh_N$ mm | 762 | | 355 | 407 | 760 | |
| $Mh_A$ mm | 274 | | 186 | 88 | 272 | |

## Extremwerte

| | Niedrigwasser $m^3/s$ | $l/(s km^2)$ | Datum | Hochwasser $m^3/s$ | $l/(s km^2)$ | cm | Datum |
|---|---|---|---|---|---|---|---|
| 1 | 0.010 | 0.105 | 24.10.1977 | 41.8 | 438 | 333 | 28.10.1998 |
| 2 | 0.040 | 0.419 | 18.01.1964 | 37.2 | 390 | 310 | 15.01.1968 |
| 3 | 0.050 | 0.524 | 22.08.1973 | 35.0 | 367 | 314 | 19.12.1988 |
| 4 | 0.050 | 0.524 | 01.11.1971 | 27.7 | 290 | 266 | 15.07.1965 |
| 5 | 0.070 | 0.734 | 19.11.1976 | 24.6 | 258 | 295 | 04.06.1981 |
| 6 | 0.080 | 0.839 | 19.11.1977 | 24.4 | 256 | 285 | 13.04.1994 |
| 7 | 0.080 | 0.839 | 29.12.1964 | 22.0 | 231 | 278 | 30.12.1993 |
| 8 | 0.090 | 0.943 | 23.10.1963 | 21.7 | 227 | 273 | 19.03.1994 |
| 9 | 0.098 | 1.03 | 09.08.1996 | 21.7 | 227 | 257 | 23.02.1970 |
| 10 | 0.100 | 1.05 | 20.08.1974 | 21.2 | 222 | 259 | 18.05.1997 |

## Dauertabelle

| Unterschreitungsdauer in Tagen | Unterschrittene Abflüsse $m^3/s$: Abfluß-jahr (*) 2000 | Kalender jahr 2000 | 1961/2000 40 Kalenderjahre: Obere Hüllwerte | Mittlere Werte | Untere Hüllwerte |
|---|---|---|---|---|---|
| (365) | 5.58 | 5.58 | | | |
| 364 | 4.51 | 4.51 | 15.7 | 7.82 | 2.13 |
| 363 | 4.31 | 4.31 | 14.5 | 5.90 | 1.77 |
| 362 | 4.04 | 4.04 | 12.5 | 4.91 | 1.65 |
| 361 | 3.96 | 3.96 | 10.7 | 4.42 | 1.57 |
| 360 | 3.93 | 3.93 | 9.80 | 4.02 | 1.52 |
| 359 | 3.85 | 3.85 | 9.75 | 3.70 | 1.34 |
| 358 | 3.76 | 3.76 | 9.71 | 3.49 | 1.29 |
| 357 | 3.21 | 3.21 | 8.89 | 3.27 | 1.27 |
| 356 | 3.18 | 3.18 | 7.94 | 3.17 | 1.24 |
| 350 | 2.81 | 2.81 | 5.18 | 2.49 | 1.04 |
| 340 | 2.17 | 2.04 | 3.93 | 1.97 | 0.829 |
| 330 | 1.72 | 1.70 | 2.80 | 1.67 | 0.719 |
| 320 | 1.54 | 1.47 | 2.45 | 1.47 | 0.599 |
| 300 | 1.14 | 0.942 | 2.10 | 1.20 | 0.530 |
| 270 | 0.789 | 0.721 | 1.60 | 0.911 | 0.348 |
| 240 | 0.580 | 0.491 | 1.40 | 0.751 | 0.292 |
| 210 | 0.435 | 0.381 | 1.24 | 0.631 | 0.255 |
| 183 | 0.363 | 0.309 | 1.16 | 0.551 | 0.237 |
| 150 | 0.294 | 0.271 | 1.04 | 0.470 | 0.200 |
| 130 | 0.271 | 0.256 | 1.02 | 0.418 | 0.180 |
| 120 | 0.263 | 0.249 | 0.990 | 0.391 | 0.180 |
| 110 | 0.257 | 0.244 | 0.960 | 0.370 | 0.170 |
| 100 | 0.250 | 0.240 | 0.930 | 0.348 | 0.160 |
| 90 | 0.244 | 0.234 | 0.890 | 0.322 | 0.160 |
| 80 | 0.236 | 0.228 | 0.840 | 0.302 | 0.151 |
| 70 | 0.225 | 0.219 | 0.790 | 0.281 | 0.141 |
| 60 | 0.219 | 0.211 | 0.700 | 0.261 | 0.135 |
| 50 | 0.210 | 0.203 | 0.620 | 0.242 | 0.130 |
| 40 | 0.195 | 0.195 | 0.590 | 0.227 | 0.127 |
| 30 | 0.192 | 0.192 | 0.570 | 0.209 | 0.110 |
| 25 | 0.191 | 0.190 | 0.570 | 0.197 | 0.100 |
| 20 | 0.188 | 0.188 | 0.570 | 0.189 | 0.060 |
| 15 | 0.185 | 0.185 | 0.534 | 0.171 | 0.040 |
| 10 | 0.176 | 0.176 | 0.530 | 0.151 | 0.040 |
| 9 | 0.176 | 0.176 | 0.530 | 0.151 | 0.030 |
| 8 | 0.174 | 0.174 | 0.520 | 0.142 | 0.030 |
| 7 | 0.174 | 0.174 | 0.520 | 0.140 | 0.030 |
| 6 | 0.172 | 0.172 | 0.510 | 0.131 | 0.020 |
| 5 | 0.172 | 0.172 | 0.510 | 0.128 | 0.020 |
| 4 | 0.172 | 0.172 | 0.460 | 0.121 | 0.020 |
| 3 | 0.172 | 0.172 | 0.460 | 0.111 | 0.020 |
| 2 | 0.171 | 0.171 | 0.441 | 0.098 | 0.020 |
| 1 | 0.171 | 0.171 | 0.431 | 0.070 | 0.020 |
| 0 | 0.167 | 0.167 | 0.406 | 0.010 | 0.010 |

(*) Abflußjahr: 1.11. des Vorjahres bis 31.10.

Repräsentativ für die Hydrologische Landschaft Harzvorland

$A_{Eo}$ : 136 $km^2$

PNP : NN + 81.58 m

Lage: 6.3 km oberhalb der Mündung links

Q

$m^3/s$

Pegel : Mehle Nr. 4885150

Gewässer : Saale

Gebiet : Leine

## Tageswerte

| Tag | 1999 Nov | 1999 Dez | 2000 Jan | Feb | Mrz | Apr | Mai | Jun | Jul | Aug | Sep | Okt | Nov | Dez |
|---|---|---|---|---|---|---|---|---|---|---|---|---|---|---|
| 1. | 0.248 | 0.518 | 0.778 | 3.74 | 3.78 | 1.56 | 0.729 | 0.409 | 0.347 | 0.352 | 0.268 | 0.202 | 0.205 | 0.229 |
| 2. | 0.278 | 0.486 | 0.778 | 2.80 | 4.00 | 1.55 | 0.735 | 0.413 | 0.379 | 0.381 | 0.326 | 0.226 | 0.303 | 0.229 |
| 3. | 0.283 | 0.486 | 0.963 | 2.75 | 5.82 | 1.47 | 0.689 | 0.416 | 0.538 | 0.350 | 0.440 | 0.199 | 0.180 | 0.228 |
| 4. | 0.262 | 0.454 | 1.02 | 2.76 | 7.74 | 1.47 | 0.695 | 0.420 | 0.473 | 0.349 | 0.295 | 0.223 | 0.155 | 0.181 |
| 5. | 0.266 | 0.454 | 1.15 | 2.46 | 4.86 | 1.47 | 0.649 | 0.457 | 0.409 | 0.348 | 0.265 | 0.196 | 0.154 | 0.162 |
| 6. | 0.271 | 0.454 | 1.15 | 2.27 | 3.85 | 1.32 | 0.602 | 0.494 | 0.439 | 0.347 | 0.264 | 0.220 | 0.154 | 0.165 |
| 7. | 0.330 | 0.585 | 1.09 | 1.99 | 3.28 | 1.24 | 0.608 | 0.493 | 0.375 | 0.316 | 0.433 | 0.244 | 0.153 | 0.169 |
| 8. | 0.363 | 1.44 | 1.09 | 1.80 | 3.73 | 1.24 | 0.560 | 0.459 | 0.374 | 0.346 | 0.318 | 0.192 | 0.133 | 0.172 |
| 9. | 0.313 | 1.01 | 1.03 | 2.30 | 9.17 | 1.23 | 0.565 | 0.458 | 0.341 | 0.315 | 0.288 | 0.191 | 0.132 | 0.176 |
| 10. | 0.317 | 0.769 | 0.966 | 2.21 | 11.8 | 1.16 | 0.516 | 0.650 | 0.404 | 0.344 | 0.286 | 0.240 | 0.151 | 0.179 |
| 11. | 0.322 | 0.554 | 0.905 | 2.02 | 9.14 | 1.15 | 0.521 | 0.588 | 0.371 | 0.313 | 0.285 | 0.213 | 0.174 | 0.330 |
| 12. | 0.298 | 1.44 | 0.905 | 1.73 | 7.80 | 1.15 | 0.472 | 0.489 | 0.370 | 0.312 | 0.283 | 0.212 | 0.198 | 0.285 |
| 13. | 0.332 | 2.64 | 0.906 | 2.53 | 5.04 | 1.22 | 0.477 | 0.488 | 0.338 | 0.311 | 0.254 | 0.210 | 0.197 | 0.290 |
| 14. | 0.337 | 2.01 | 0.906 | 3.96 | 4.28 | 1.14 | 0.425 | 0.455 | 0.526 | 0.310 | 0.252 | 0.209 | 0.196 | 0.345 |
| 15. | 0.342 | 1.85 | 0.845 | 3.63 | 7.46 | 1.14 | 0.458 | 0.520 | 0.430 | 0.310 | 0.251 | 0.207 | 0.172 | 0.427 |
| 16. | 0.347 | 1.28 | 0.784 | 3.30 | 5.97 | 1.13 | 0.463 | 0.454 | 0.398 | 0.309 | 0.332 | 0.206 | 0.171 | 0.642 |
| 17. | 0.352 | 0.955 | 0.784 | 2.98 | 4.38 | 1.06 | 0.439 | 0.420 | 0.366 | 0.396 | 0.275 | 0.180 | 0.170 | 0.412 |
| 18. | 0.387 | 1.02 | 0.846 | 2.66 | 3.66 | 1.06 | 0.443 | 0.420 | 0.365 | 0.336 | 0.274 | 0.179 | 0.193 | 0.418 |
| 19. | 0.392 | 1.02 | 0.908 | 2.77 | 3.54 | 1.19 | 0.447 | 0.419 | 0.364 | 0.739 | 0.272 | 0.201 | 0.145 | 0.423 |
| 20. | 0.460 | 0.895 | 0.909 | 3.34 | 2.97 | 1.12 | 0.452 | 0.418 | 0.332 | 0.423 | 0.244 | 0.177 | 0.168 | 0.375 |
| 21. | 0.434 | 0.773 | 1.09 | 3.24 | 2.55 | 1.04 | 0.427 | 0.418 | 0.331 | 0.392 | 0.242 | 0.202 | 0.144 | 0.353 |
| 22. | 0.440 | 0.713 | 1.54 | 2.30 | 2.24 | 1.04 | 0.490 | 0.547 | 0.361 | 0.333 | 0.241 | 0.178 | 0.167 | 0.303 |
| 23. | 0.510 | 0.652 | 1.87 | 2.30 | 1.84 | 1.04 | 0.465 | 0.416 | 0.360 | 0.303 | 0.239 | 0.203 | 0.166 | 0.251 |
| 24. | 0.641 | 0.591 | 1.38 | 2.31 | 1.59 | 1.24 | 0.469 | 0.448 | 0.390 | 0.273 | 0.211 | 0.203 | 0.165 | 0.255 |
| 25. | 0.581 | 0.836 | 1.16 | 3.73 | 1.51 | 1.17 | 0.474 | 0.415 | 0.451 | 0.273 | 0.236 | 0.154 | 0.141 | 0.287 |
| 26. | 0.581 | 1.61 | 1.13 | 4.59 | 1.44 | 0.747 | 0.478 | 0.414 | 0.450 | 0.272 | 0.235 | 0.145 | 0.141 | 0.291 |
| 27. | 0.517 | 2.76 | 1.10 | 3.52 | 1.36 | 0.703 | 0.452 | 0.382 | 0.418 | 0.271 | 0.233 | 0.155 | 0.163 | 0.266 |
| 28. | 0.517 | 2.23 | 1.01 | 3.07 | 1.28 | 0.709 | 0.425 | 0.381 | 0.656 | 0.271 | 0.232 | 0.277 | 0.186 | 0.328 |
| 29. | 0.485 | 1.08 | 1.10 | 3.20 | 1.50 | 0.665 | 0.429 | 0.380 | 0.447 | 0.270 | 0.230 | 0.204 | 0.185 | 0.303 |
| 30. | 0.453 | 0.899 | 6.23 | | 1.64 | 0.671 | 0.464 | 0.380 | 0.384 | 0.270 | 0.203 | 0.156 | 0.184 | 0.277 |
| 31. | | 0.839 | 5.04 | | 1.63 | | 0.437 | | 0.383 | 0.269 | | 0.180 | | 0.311 |

## Hauptwerte

| | | | | | | | | | | | | | | |
|---|---|---|---|---|---|---|---|---|---|---|---|---|---|---|
| Tag | 1. | 4.+ | 1.+ | 12. | 28. | 29. | 14.+ | 29.+ | 21. | 31. | 30. | 26. | 9. | 5. |
| NQ | 0.248 | 0.454 | 0.778 | 1.73 | 1.28 | 0.665 | 0.425 | 0.380 | 0.331 | 0.269 | 0.203 | 0.145 | 0.132 | 0.162 |
| MQ | 0.389 | 1.07 | 1.33 | 2.84 | 4.22 | 1.14 | 0.515 | 0.451 | 0.405 | 0.336 | 0.274 | 0.199 | 0.172 | 0.292 |
| HQ | 0.763 | 3.44 | 7.90 | 5.35 | 14.8 | 1.63 | 0.735 | 2.75 | 1.41 | 1.85 | 0.498 | 0.326 | 0.303 | 0.799 |
| Tag | 24. | 26. | 30. | 25. | 10. | 1. | 2. | 10. | 3. | 19. | 3. | 28. | 2. | 16. |
| $h_N$ mm | 54 | 117 | 86 | 110 | 134 | 33 | 38 | 71 | 92 | 55 | 66 | 41 | 38 | 74 |
| $h_A$ mm | 7 | 21 | 26 | 52 | 83 | 22 | 10 | 9 | 8 | 7 | 5 | 4 | 3 | 6 |

| | 1961/1999 | | 1962/2000 | | | | | | 39 Jahre | | | | | |
|---|---|---|---|---|---|---|---|---|---|---|---|---|---|---|
| Jahr | 1965 | 1976 | 1977 | 1972 | 1974 | 1974 | 1976 | 1999 | 1977 | 1996 | 1996 | 2000 | 1965 | 2000 |
| NQ | 0.100 | 0.180 | 0.230 | 0.320 | 0.260 | 0.370 | 0.320 | 0.161 | 0.170 | 0.145 | 0.140 | 0.145 | 0.100 | 0.162 |
| MNQ | 0.498 | 0.801 | 0.946 | 1.02 | 0.988 | 1.04 | 0.680 | 0.515 | 0.455 | 0.375 | 0.360 | 0.402 | 0.479 | 0.777 |
| MQ | 1.11 | 2.08 | 2.23 | 2.17 | 2.36 | 1.85 | 1.14 | 0.905 | 0.747 | 0.588 | 0.580 | 0.712 | 1.08 | 2.03 |
| MHQ | 5.00 | 8.66 | 8.35 | 7.68 | 9.41 | 5.60 | 4.69 | 5.16 | 3.49 | 2.76 | 2.79 | 3.47 | 4.90 | 8.44 |
| HQ | 31.0 | 30.7 | 26.5 | 28.0 | 29.1 | 27.1 | 20.4 | 16.8 | 18.0 | 10.6 | 15.8 | 26.7 | 31.0 | 30.7 |
| Jahr | 1998 | 1988 | 1968 | 1970 | 1992 | 1994 | 1984 | 1981 | 1966 | 1972 | 1993 | 1993 | 1998 | 1988 |
| $Mh_N$ mm | 70 | 80 | 70 | 54 | 66 | 62 | 67 | 82 | 79 | 74 | 68 | 62 | 69 | 79 |
| $Mh_A$ mm | 21 | 41 | 44 | 40 | 46 | 35 | 22 | 17 | 15 | 12 | 11 | 14 | 21 | 40 |

| | Abflußjahr (*) 2000 Jahr | Datum | Winter | Sommer | Kalenderjahr 2000 Jahr | Datum |
|---|---|---|---|---|---|---|
| NQ $m^3/s$ | 0.145 | am 26.10.2000 | 0.248 | 0.145 | 0.132 | am 09.11.2000 |
| MQ $m^3/s$ | 1.09 | | 1.83 | 0.363 | 1.01 | |
| HQ $m^3/s$ | 14.8 | am 10.03.2000 bei W= 136 cm | 14.8 | 2.75 | 14.8 | am 10.03.2000 bei W= 136 cm |
| Nq $l/(skm^2)$ | 1.07 | | 1.82 | 1.07 | 0.971 | |
| Mq $l/(skm^2)$ | 8.01 | | 13.5 | 2.67 | 7.43 | |
| Hq $l/(skm^2)$ | 109 | | 109 | 20.2 | 109 | |
| $h_N$ mm | 897 | | 534 | 363 | 838 | |
| $h_A$ mm | 253 | | 212 | 42 | 235 | |
| | 1962/2000 (*) 39 Jahre | | | | 1962/2000 | |
| NQ $m^3/s$ | 0.100 | am 23.11.1965 | 0.100 | 0.140 | 0.100 | am 23.11.1965 |
| MNQ $m^3/s$ | 0.268 | | 0.446 | 0.301 | 0.287 | |
| MQ $m^3/s$ | 1.37 | | 1.97 | 0.779 | 1.36 | |
| MHQ $m^3/s$ | 17.5 | | 16.3 | 8.32 | 17.2 | |
| HQ $m^3/s$ | 31.0 | am 01.11.1998 bei W= 185 cm | 31.0 | 26.7 | 31.0 | am 01.11.1998 bei W= 185 cm |
| $HQ_1$ $m^3/s$ | | | | | | |
| $HQ_5$ $m^3/s$ | | | | | | |
| MNq $l/(skm^2)$ | 1.97 | | 3.28 | 2.21 | 2.11 | |
| Mq $l/(skm^2)$ | 10.1 | | 14.5 | 5.73 | 10.0 | |
| MHq $l/(skm^2)$ | 129 | | 120 | 61.2 | 126 | |
| $Mh_N$ mm | 834 | | 402 | 432 | 832 | |
| $Mh_A$ mm | 319 | | 228 | 91 | 316 | |

## Extremwerte

| | Niedrigwasser $m^3/s$ | $l/(skm^2)$ | Datum | Hochwasser $m^3/s$ | $l/(skm^2)$ | cm | Datum |
|---|---|---|---|---|---|---|---|
| 1 | 0.100 | 0.735 | 23.11.1965 | 31.0 | 228 | 185 | 01.11.1998 |
| 2 | 0.132 | 0.971 | 09.11.2000 | 30.7 | 226 | 184 | 19.12.1988 |
| 3 | 0.140 | 1.03 | 08.09.1996 | 29.2 | 215 | 180 | 31.12.1986 |
| 4 | 0.148 | 1.09 | 30.08.1991 | 29.1 | 214 | 181 | 13.03.1992 |
| 5 | 0.150 | 1.10 | 27.09.1976 | 28.0 | 206 | 178 | 23.02.1970 |
| 6 | 0.161 | 1.18 | 28.06.1999 | 27.1 | 199 | 176 | 14.04.1994 |
| 7 | 0.170 | 1.25 | 13.07.1977 | 26.7 | 196 | 176 | 04.10.1993 |
| 8 | 0.170 | 1.25 | 13.09.1974 | 26.5 | 195 | 178 | 15.01.1968 |
| 9 | 0.199 | 1.46 | 13.08.1990 | 23.7 | 174 | 176 | 04.03.1979 |
| 10 | 0.200 | 1.47 | 29.08.1973 | 23.4 | 172 | 170 | 12.03.1981 |

## Dauertabelle

Unterschrittene Abflüsse $m^3/s$

| Unterschreitungsdauer in Tagen | Abfluß-jahr (*) 2000 | Kalenderjahr 2000 | 1962/2000 39 Kalenderjahre Obere Hüllwerte | Mittlere Werte | Untere Hüllwerte |
|---|---|---|---|---|---|
| (365) | 11.8 | 11.8 | | | |
| 364 | 9.17 | 9.17 | 26.6 | 11.8 | 4.42 |
| 363 | 9.14 | 9.14 | 21.5 | 9.42 | 3.71 |
| 362 | 7.80 | 7.80 | 17.1 | 8.33 | 3.55 |
| 361 | 7.74 | 7.74 | 16.7 | 7.49 | 3.18 |
| 360 | 7.46 | 7.46 | 13.8 | 6.95 | 2.82 |
| 359 | 6.23 | 6.23 | 12.8 | 6.50 | 2.58 |
| 358 | 5.97 | 5.97 | 12.3 | 6.10 | 2.43 |
| 357 | 5.82 | 5.82 | 12.1 | 5.84 | 2.41 |
| 356 | 5.82 | 5.82 | 11.5 | 5.59 | 2.38 |
| 350 | 4.00 | 4.00 | 8.51 | 4.59 | 1.97 |
| 340 | 3.52 | 3.52 | 6.24 | 3.64 | 1.76 |
| 330 | 2.77 | 2.77 | 5.13 | 3.11 | 1.40 |
| 320 | 2.31 | 2.31 | 4.52 | 2.66 | 1.23 |
| 300 | 1.55 | 1.50 | 3.51 | 2.07 | 0.970 |
| 270 | 1.14 | 1.09 | 2.98 | 1.55 | 0.762 |
| 240 | 0.895 | 0.665 | 2.39 | 1.23 | 0.614 |
| 210 | 0.588 | 0.459 | 2.06 | 0.996 | 0.459 |
| 183 | 0.474 | 0.423 | 1.79 | 0.830 | 0.390 |
| 150 | 0.430 | 0.370 | 1.56 | 0.681 | 0.280 |
| 130 | 0.404 | 0.333 | 1.47 | 0.591 | 0.250 |
| 120 | 0.382 | 0.312 | 1.40 | 0.551 | 0.250 |
| 110 | 0.365 | 0.295 | 1.35 | 0.521 | 0.240 |
| 100 | 0.348 | 0.283 | 1.30 | 0.491 | 0.240 |
| 90 | 0.333 | 0.271 | 1.24 | 0.467 | 0.220 |
| 80 | 0.316 | 0.252 | 1.19 | 0.441 | 0.220 |
| 70 | 0.298 | 0.232 | 1.13 | 0.412 | 0.210 |
| 60 | 0.274 | 0.211 | 1.08 | 0.387 | 0.200 |
| 50 | 0.269 | 0.203 | 1.04 | 0.361 | 0.190 |
| 40 | 0.248 | 0.191 | 0.980 | 0.332 | 0.190 |
| 30 | 0.230 | 0.178 | 0.920 | 0.301 | 0.178 |
| 25 | 0.212 | 0.174 | 0.910 | 0.284 | 0.174 |
| 20 | 0.206 | 0.167 | 0.850 | 0.267 | 0.167 |
| 15 | 0.203 | 0.162 | 0.820 | 0.244 | 0.159 |
| 10 | 0.192 | 0.155 | 0.800 | 0.225 | 0.155 |
| 9 | 0.191 | 0.155 | 0.800 | 0.220 | 0.155 |
| 8 | 0.191 | 0.153 | 0.760 | 0.211 | 0.153 |
| 7 | 0.191 | 0.151 | 0.760 | 0.206 | 0.151 |
| 6 | 0.179 | 0.151 | 0.710 | 0.201 | 0.151 |
| 5 | 0.178 | 0.151 | 0.710 | 0.198 | 0.151 |
| 4 | 0.177 | 0.144 | 0.710 | 0.181 | 0.144 |
| 3 | 0.156 | 0.144 | 0.710 | 0.180 | 0.144 |
| 2 | 0.155 | 0.144 | 0.710 | 0.171 | 0.144 |
| 1 | 0.154 | 0.133 | 0.710 | 0.159 | 0.133 |
| 0 | 0.145 | 0.132 | 0.690 | 0.100 | 0.100 |

(*) Abflußjahr: 1.11. des Vorjahres bis 31.10.

Repräsentativ für die Hydrologische Landschaft Ith-Hils-Bergland

$A_{Eo}$ : 897 $km^2$

PNP : NN + 78.88 m

Lage: 26.0 km oberhalb der Mündung rechts

Q $m^3/s$

Pegel : Heinde Nr. 4886168

Gewässer : Innerste

Gebiet : Leine

## Tageswerte

| Tag | 1999 Nov | 1999 Dez | 2000 Jan | Feb | Mrz | Apr | Mai | Jun | Jul | Aug | Sep | Okt | Nov | Dez |
|---|---|---|---|---|---|---|---|---|---|---|---|---|---|---|
| 1. | 2.36 | 2.61 | 6.57 | 19.6 | 17.5 | 15.6 | 9.43 | 4.41 | 3.13 | 2.79 | 2.78 | 2.81 | 2.49 | 2.54 |
| 2. | 2.19 | 3.24 | 6.15 | 20.1 | 18.1 | 15.0 | 8.64 | 4.28 | 3.03 | 2.76 | 2.96 | 2.88 | 2.72 | 2.55 |
| 3. | 2.43 | 3.43 | 6.03 | 18.7 | 22.5 | 14.4 | 7.85 | 4.16 | 3.79 | 2.97 | 3.76 | 2.87 | 2.50 | 2.47 |
| 4. | 2.32 | 3.44 | 6.46 | 16.7 | 25.4 | 13.8 | 7.37 | 4.28 | 3.66 | 2.65 | 3.48 | 3.10 | 2.65 | 2.48 |
| 5. | 2.38 | 3.45 | 8.31 | 13.5 | 20.5 | 13.0 | 6.90 | 4.64 | 10.0 | 2.92 | 3.51 | 2.77 | 2.43 | 2.58 |
| 6. | 2.33 | 3.46 | 7.70 | 12.8 | 18.6 | 12.1 | 6.74 | 4.75 | 6.94 | 2.67 | 3.06 | 2.76 | 2.36 | 2.50 |
| 7. | 2.34 | 3.46 | 6.95 | 12.3 | 17.5 | 11.3 | 6.45 | 4.39 | 4.62 | 2.43 | 4.10 | 2.83 | 2.67 | 2.45 |
| 8. | 2.63 | 3.47 | 6.66 | 12.4 | 18.7 | 10.4 | 7.05 | 4.61 | 4.05 | 2.49 | 4.13 | 2.74 | 2.52 | 2.52 |
| 9. | 2.47 | 3.30 | 6.11 | 13.0 | 34.4 | 10.0 | 6.58 | 4.24 | 3.70 | 2.53 | 3.14 | 2.65 | 2.76 | 2.47 |
| 10. | 2.48 | 3.13 | 5.72 | 12.1 | 48.5 | 9.67 | 6.44 | 3.98 | 3.91 | 2.51 | 3.66 | 2.79 | 2.46 | 2.42 |
| 11. | 2.48 | 3.14 | 5.47 | 12.2 | 49.3 | 9.63 | 6.03 | 4.21 | 3.79 | 2.56 | 3.37 | 2.78 | 2.03 | 3.07 |
| 12. | 2.66 | 3.14 | 5.34 | 11.7 | 42.7 | 9.43 | 5.89 | 4.43 | 3.44 | 2.40 | 3.14 | 2.77 | 2.31 | 3.17 |
| 13. | 2.44 | 2.97 | 5.36 | 15.8 | 33.6 | 9.23 | 5.75 | 3.82 | 3.26 | 2.31 | 2.99 | 2.69 | 2.40 | 3.01 |
| 14. | 2.44 | 2.97 | 4.98 | 18.2 | 33.6 | 8.86 | 5.61 | 3.71 | 3.64 | 2.29 | 3.06 | 2.68 | 2.63 | 3.35 |
| 15. | 2.45 | 4.20 | 4.99 | 14.8 | 48.5 | 8.82 | 5.20 | 4.04 | 3.84 | 2.33 | 3.05 | 2.67 | 2.56 | 3.26 |
| 16. | 2.45 | 5.94 | 4.76 | 14.2 | 39.5 | 8.46 | 4.71 | 4.02 | 3.50 | 2.31 | 3.60 | 2.43 | 2.22 | 3.98 |
| 17. | 2.40 | 5.18 | 4.89 | 13.7 | 35.1 | 8.10 | 4.95 | 3.68 | 3.21 | 3.22 | 3.37 | 2.34 | 2.42 | 3.34 |
| 18. | 2.47 | 5.32 | 5.85 | 13.1 | 47.1 | 7.75 | 4.95 | 3.57 | 3.19 | 2.43 | 3.19 | 2.41 | 2.50 | 3.08 |
| 19. | 2.47 | 4.94 | 7.18 | 13.3 | 55.5 | 8.19 | 5.06 | 3.56 | 3.25 | 7.18 | 3.10 | 2.40 | 2.43 | 2.82 |
| 20. | 2.42 | 4.48 | 6.92 | 13.9 | 44.8 | 8.15 | 5.18 | 3.45 | 3.23 | 3.69 | 3.00 | 2.54 | 2.43 | 2.81 |
| 21. | 2.42 | 4.14 | 8.21 | 13.8 | 35.6 | 7.63 | 5.45 | 3.34 | 3.12 | 2.97 | 3.08 | 2.38 | 2.44 | 2.72 |
| 22. | 2.43 | 4.04 | 9.21 | 13.2 | 30.7 | 7.44 | 5.05 | 3.33 | 3.26 | 2.74 | 3.07 | 2.45 | 2.36 | 2.63 |
| 23. | 2.56 | 3.93 | 9.43 | 12.9 | 26.4 | 7.09 | 4.93 | 3.51 | 3.45 | 2.77 | 2.97 | 2.21 | 2.69 | 2.63 |
| 24. | 2.74 | 4.05 | 8.21 | 13.1 | 21.5 | 8.15 | 4.56 | 3.68 | 3.05 | 2.65 | 2.96 | 2.37 | 2.54 | 2.63 |
| 25. | 3.01 | 4.88 | 7.78 | 18.6 | 19.2 | 7.17 | 5.04 | 3.57 | 3.03 | 2.53 | 2.54 | 2.30 | 2.47 | 2.71 |
| 26. | 2.93 | 7.10 | 7.36 | 21.5 | 18.3 | 6.82 | 5.04 | 3.28 | 3.16 | 2.48 | 3.02 | 2.30 | 2.48 | 2.62 |
| 27. | 2.85 | 11.4 | 7.25 | 18.7 | 17.4 | 6.63 | 4.55 | 3.36 | 2.98 | 2.50 | 2.93 | 2.38 | 2.57 | 2.62 |
| 28. | 2.86 | 10.5 | 7.29 | 17.5 | 17.0 | 6.49 | 4.42 | 3.35 | 3.04 | 2.53 | 2.92 | 2.61 | 2.59 | 2.79 |
| 29. | 2.69 | 8.21 | 9.10 | 17.0 | 18.8 | 6.62 | 4.30 | 3.34 | 3.09 | 2.48 | 2.83 | 2.47 | 2.51 | 2.96 |
| 30. | 2.70 | 7.15 | 28.9 | | 17.1 | 13.0 | 4.66 | 3.14 | 2.91 | 2.73 | 2.90 | 2.32 | 2.52 | 2.70 |
| 31. | | 6.71 | 21.5 | | 16.4 | | 4.29 | | 2.81 | 2.75 | | 2.40 | | 2.61 |

## Hauptwerte

| | 1999 Nov | 1999 Dez | 2000 Jan | Feb | Mrz | Apr | Mai | Jun | Jul | Aug | Sep | Okt | Nov | Dez |
|---|---|---|---|---|---|---|---|---|---|---|---|---|---|---|
| Tag | 2. | 1. | 16. | 12. | 31. | 28. | 31. | 30. | 31. | 14. | 25. | 23. | 11. | 10. |
| NQ | 2.19 | 2.61 | 4.76 | 11.7 | 16.4 | 6.49 | 4.29 | 3.14 | 2.81 | 2.29 | 2.54 | 2.21 | 2.03 | 2.42 |
| MQ | 2.53 | 4.75 | 7.96 | 15.1 | 29.3 | 9.63 | 5.78 | 3.87 | 3.71 | 2.79 | 3.19 | 2.58 | 2.49 | 2.79 |
| HQ | 4.67 | 14.0 | 38.1 | 26.3 | 58.2 | 18.3 | 11.0 | 8.15 | 18.2 | 11.7 | 8.66 | 6.28 | 3.98 | 4.20 |
| Tag | 25. | 27. | 30. | 26. | 19. | 30. | 1. | 5. | 5. | 19. | 7. | 4. | 9. | 16. |
| $h_N$ mm | 47 | 111 | 79 | 87 | 148 | 41 | 54 | 48 | 101 | 69 | 55 | 35 | 35 | 65 |
| $h_A$ mm | 7 | 14 | 24 | 42 | 87 | 28 | 17 | 11 | 11 | 8 | 9 | 8 | 7 | 8 |
| | 1952/1999 | | 1953/2000 48 Jahre | | | | | | | | | | | |
| Jahr | 1959 | 1959 | 1972 | 1972 | 1960 | 1960 | 1959 | 1959 | 1959 | 1959 | 1959 | 1959 | 1959 | 1959 |
| NQ | 1.15 | 1.10 | 2.00 | 1.96 | 2.04 | 1.83 | 1.83 | 1.50 | 1.39 | 1.50 | 1.21 | 0.930 | 1.15 | 1.10 |
| MNQ | 3.87 | 4.88 | 6.19 | 6.70 | 6.58 | 6.93 | 4.94 | 4.13 | 3.55 | 3.20 | 3.08 | 3.11 | 3.67 | 4.77 |
| MQ | 6.25 | 10.2 | 11.8 | 11.5 | 12.7 | 11.1 | 7.48 | 6.83 | 5.96 | 4.66 | 4.30 | 4.79 | 5.91 | 9.96 |
| MHQ | 18.1 | 31.8 | 33.8 | 28.5 | 36.1 | 25.0 | 21.4 | 24.2 | 17.7 | 13.7 | 10.4 | 13.8 | 17.3 | 31.1 |
| HQ | 99.8 | 104 | 103 | 103 | 112 | 121 | 67.3 | 94.9 | 100 | 50.5 | 62.6 | 92.0 | 99.8 | 104 |
| Jahr | 1998 | 1986 | 1968 | 1970 | 1957 | 1994 | 1984 | 1981 | 1956 | 1981 | 1957 | 1998 | 1998 | 1986 |
| $Mh_N$ mm | 64 | 78 | 66 | 50 | 61 | 58 | 69 | 81 | 81 | 80 | 58 | 60 | 62 | 78 |
| $Mh_A$ mm | 18 | 30 | 35 | 32 | 38 | 32 | 22 | 20 | 18 | 14 | 12 | 14 | 17 | 30 |

| | Abflußjahr (*) 2000 Jahr | Datum | Winter | Sommer | Kalenderjahr 2000 Jahr | Datum |
|---|---|---|---|---|---|---|
| NQ $m^3/s$ | 2.19 | am 02.11.1999 | 2.19 | 2.21 | 2.03 | am 11.11.2000 |
| MQ $m^3/s$ | 7.59 | | 11.6 | 3.66 | 7.42 | |
| HQ $m^3/s$ | 58.2 | am 19.03.2000 bei W= 455 cm | 58.2 | 18.2 | 58.2 | am 19.03.2000 bei W= 455 cm |
| Nq $l/(s km^2)$ | 2.44 | | 2.44 | 2.46 | 2.26 | |
| Mq $l/(s km^2)$ | 8.46 | | 12.9 | 4.08 | 8.27 | |
| Hq $l/(s km^2)$ | 64.9 | | 64.9 | 20.3 | 64.9 | |
| $h_N$ mm | 875 | | 513 | 362 | 817 | |
| $h_A$ mm | 268 | | 203 | 65 | 262 | |
| | 1953/2000 (*) 48 Jahre | | | | 1953/2000 | |
| NQ $m^3/s$ | 0.930 | am 03.10.1959 | 1.10 | 0.930 | 0.930 | am 03.10.1959 |
| MNQ $m^3/s$ | 2.31 | | 3.30 | 2.51 | 2.42 | |
| MQ $m^3/s$ | 8.12 | | 10.6 | 5.67 | 8.07 | |
| MHQ $m^3/s$ | 63.9 | | 58.8 | 37.1 | 65.6 | |
| HQ $m^3/s$ | 121 | am 14.04.1994 bei W= 627 cm | 121 | 100 | 121 | am 14.04.1994 bei W= 627 cm |
| $HQ_1$ $m^3/s$ | | | | | | |
| $HQ_5$ $m^3/s$ | | | | | | |
| MNq $l/(s km^2)$ | 2.58 | | 3.68 | 2.80 | 2.70 | |
| Mq $l/(s km^2)$ | 9.05 | | 11.8 | 6.32 | 9.00 | |
| MHq $l/(s km^2)$ | 71.2 | | 65.6 | 41.4 | 73.1 | |
| $Mh_N$ mm | 805 | | 376 | 428 | 804 | |
| $Mh_A$ mm | 286 | | 186 | 100 | 284 | |

## Extremwerte

| | Niedrigwasser $m^3/s$ | $l/(s km^2)$ | Datum | Hochwasser $m^3/s$ | $l/(s km^2)$ | cm | Datum |
|---|---|---|---|---|---|---|---|
| 1 | 0.930 | 1.04 | 03.10.1959 | 121 | 135 | 627 | 14.04.1994 |
| 2 | 1.00 | 1.11 | 27.10.1963 | 112 | 125 | 632 | 19.03.1957 |
| 3 | 1.45 | 1.62 | 28.10.1983 | 105 | 117 | 592 | 13.03.1981 |
| 4 | 1.50 | 1.67 | 17.07.1960 | 104 | 116 | 590 | 31.12.1986 |
| 5 | 1.68 | 1.87 | 07.08.1996 | 103 | 115 | 596 | 23.02.1970 |
| 6 | 1.70 | 1.90 | 02.10.1960 | 103 | 115 | 624 | 15.01.1968 |
| 7 | 1.70 | 1.90 | 19.12.1953 | 100 | 111 | 604 | 16.07.1956 |
| 8 | 1.72 | 1.92 | 16.09.1991 | 99.8 | 111 | 578 | 01.11.1998 |
| 9 | 1.75 | 1.95 | 04.07.1954 | 95.6 | 107 | 574 | 31.12.1993 |
| 10 | 1.78 | 1.98 | 10.10.1971 | 94.9 | 106 | 580 | 04.06.1981 |

## Dauertabelle

Unterschrittene Abflüsse $m^3/s$

| Unterschreitungsdauer in Tagen | Abfluß-jahr (*) 2000 | Kalenderjahr 2000 | 1953/2000 48 Kalenderjahre Obere Hüllwerte | Mittlere Werte | Untere Hüllwerte |
|---|---|---|---|---|---|
| (365) | 55.5 | 55.5 | | | |
| 364 | 49.3 | 49.3 | 108 | 59.4 | 13.6 |
| 363 | 49.3 | 49.3 | 92.8 | 50.9 | 13.5 |
| 362 | 49.3 | 49.3 | 78.7 | 43.9 | 12.9 |
| 361 | 47.1 | 47.1 | 77.2 | 40.8 | 12.1 |
| 360 | 44.8 | 44.8 | 69.7 | 37.9 | 11.9 |
| 359 | 42.7 | 42.7 | 65.3 | 35.7 | 11.6 |
| 358 | 39.5 | 39.5 | 58.4 | 32.8 | 11.2 |
| 357 | 35.6 | 35.6 | 56.9 | 31.3 | 10.5 |
| 356 | 35.1 | 35.1 | 53.0 | 29.8 | 10.4 |
| 350 | 26.4 | 26.4 | 45.5 | 23.8 | 8.81 |
| 340 | 18.8 | 18.8 | 33.9 | 18.9 | 7.74 |
| 330 | 18.1 | 18.1 | 29.2 | 15.9 | 7.17 |
| 320 | 15.0 | 15.0 | 25.4 | 14.1 | 5.33 |
| 300 | 12.2 | 12.2 | 21.6 | 11.7 | 4.73 |
| 270 | 7.85 | 7.70 | 17.2 | 9.24 | 4.04 |
| 240 | 6.46 | 6.11 | 13.9 | 7.62 | 3.57 |
| 210 | 4.93 | 4.55 | 11.6 | 6.40 | 2.50 |
| 183 | 4.10 | 3.69 | 10.4 | 5.61 | 2.17 |
| 150 | 3.46 | 3.21 | 9.44 | 4.76 | 1.90 |
| 130 | 3.22 | 3.06 | 8.85 | 4.34 | 1.83 |
| 120 | 3.14 | 2.98 | 8.63 | 4.13 | 1.83 |
| 110 | 3.06 | 2.88 | 8.44 | 3.92 | 1.76 |
| 100 | 2.98 | 2.81 | 8.20 | 3.73 | 1.70 |
| 90 | 2.93 | 2.75 | 8.00 | 3.56 | 1.63 |
| 80 | 2.83 | 2.68 | 7.76 | 3.38 | 1.54 |
| 70 | 2.75 | 2.65 | 7.58 | 3.20 | 1.54 |
| 60 | 2.68 | 2.55 | 7.42 | 3.03 | 1.50 |
| 50 | 2.56 | 2.53 | 7.15 | 2.85 | 1.50 |
| 40 | 2.49 | 2.49 | 6.90 | 2.68 | 1.44 |
| 30 | 2.45 | 2.44 | 6.72 | 2.51 | 1.39 |
| 25 | 2.44 | 2.44 | 6.58 | 2.43 | 1.39 |
| 20 | 2.41 | 2.41 | 6.36 | 2.32 | 1.33 |
| 15 | 2.40 | 2.40 | 6.27 | 2.22 | 1.27 |
| 10 | 2.34 | 2.33 | 5.83 | 2.08 | 1.27 |
| 9 | 2.34 | 2.32 | 5.80 | 2.05 | 1.27 |
| 8 | 2.33 | 2.32 | 5.70 | 2.01 | 1.27 |
| 7 | 2.33 | 2.32 | 5.68 | 1.98 | 1.27 |
| 6 | 2.32 | 2.32 | 5.67 | 1.91 | 1.27 |
| 5 | 2.32 | 2.31 | 5.54 | 1.88 | 1.21 |
| 4 | 2.31 | 2.31 | 5.45 | 1.85 | 1.21 |
| 3 | 2.31 | 2.29 | 5.42 | 1.77 | 1.21 |
| 2 | 2.29 | 2.22 | 5.32 | 1.57 | 1.10 |
| 1 | 2.21 | 2.21 | 5.29 | 1.45 | 1.04 |
| 0 | 2.19 | 2.03 | 5.21 | 0.930 | 0.930 |

(*) Abflußjahr: 1.11. des Vorjahres bis 31.10.
Repräsentativ für die Hydrologische Landschaft Harzvorland
Innerstetalsperre seit 1966

$A_{Eo}$ : 558 $km^2$

PNP : NN + 38.55 m

Lage: 5.2 km oberhalb der Mündung links

Q

$m^3/s$

Pegel : Wunstorf Nr. 4888139

Gewässer : Westaue

Gebiet : Leine

## Tageswerte

| Tag | 1999 Nov | 1999 Dez | 2000 Jan | Feb | Mrz | Apr | Mai | Jun | Jul | Aug | Sep | Okt | Nov | Dez |
|---|---|---|---|---|---|---|---|---|---|---|---|---|---|---|
| 1. | 0.645 | 0.991 | 2.05 | 7.68 | 7.41 | 5.44 | 2.17 | 1.12 | 0.802 | 0.738 | 0.562 | 0.543 | 0.621 | 0.622 |
| 2. | 0.639 | 1.00 | 2.01 | 5.68 | 7.31 | 5.13 | 2.08 | 0.996 | 0.665 | 1.08 | 0.711 | 0.566 | 0.706 | 0.688 |
| 3. | 0.634 | 0.991 | 1.96 | 5.31 | 10.9 | 4.84 | 2.00 | 1.02 | 0.964 | 1.23 | 1.15 | 0.569 | 0.653 | 0.692 |
| 4. | 0.611 | 1.08 | 2.14 | 4.84 | 14.4 | 4.46 | 1.91 | 0.991 | 1.76 | 0.652 | 0.800 | 0.572 | 0.617 | 0.678 |
| 5. | 0.640 | 1.04 | 3.50 | 4.40 | 9.05 | 3.92 | 1.83 | 1.01 | 2.01 | 0.638 | 0.595 | 0.575 | 0.615 | 0.682 |
| 6. | 0.634 | 1.03 | 3.00 | 3.95 | 7.04 | 3.51 | 1.75 | 1.08 | 1.62 | 0.638 | 0.596 | 0.595 | 0.614 | 0.705 |
| 7. | 0.663 | 1.14 | 2.61 | 3.73 | 5.87 | 3.34 | 1.72 | 1.09 | 0.903 | 0.594 | 0.977 | 0.631 | 0.681 | 0.695 |
| 8. | 0.711 | 2.54 | 2.43 | 3.67 | 6.28 | 3.26 | 1.70 | 1.16 | 0.947 | 0.609 | 0.643 | 0.601 | 0.628 | 0.704 |
| 9. | 0.668 | 1.68 | 2.15 | 4.18 | 20.8 | 3.25 | 1.84 | 0.925 | 0.817 | 0.740 | 0.553 | 0.604 | 0.626 | 0.712 |
| 10. | 0.698 | 1.29 | 2.05 | 3.77 | 30.3 | 3.18 | 1.64 | 0.830 | 0.861 | 0.610 | 0.599 | 0.641 | 0.608 | 0.740 |
| 11. | 0.804 | 1.25 | 1.94 | 4.30 | 29.6 | 3.16 | 1.56 | 0.869 | 0.948 | 0.595 | 0.540 | 0.677 | 0.606 | 0.828 |
| 12. | 0.798 | 2.61 | 1.96 | 3.72 | 25.4 | 3.15 | 1.48 | 0.819 | 0.948 | 0.610 | 0.556 | 0.664 | 0.605 | 0.898 |
| 13. | 0.811 | 3.57 | 1.91 | 5.16 | 17.2 | 3.01 | 1.43 | 0.813 | 0.775 | 0.596 | 0.541 | 0.634 | 0.637 | 0.868 |
| 14. | 0.824 | 2.86 | 1.86 | 7.17 | 15.6 | 3.07 | 1.40 | 0.808 | 0.949 | 0.552 | 0.603 | 0.654 | 0.635 | 1.10 |
| 15. | 0.836 | 3.17 | 1.88 | 6.41 | 22.4 | 2.92 | 1.38 | 1.07 | 1.17 | 0.567 | 0.543 | 0.606 | 0.579 | 0.928 |
| 16. | 0.849 | 2.07 | 1.72 | 5.98 | 17.4 | 2.85 | 1.35 | 0.975 | 0.992 | 0.582 | 0.620 | 0.643 | 0.542 | 1.17 |
| 17. | 0.902 | 1.75 | 1.90 | 5.41 | 13.8 | 2.77 | 1.33 | 0.925 | 0.820 | 0.873 | 0.605 | 0.629 | 0.567 | 0.928 |
| 18. | 0.895 | 1.72 | 2.08 | 4.94 | 12.9 | 2.57 | 1.38 | 0.830 | 0.734 | 0.743 | 0.591 | 0.615 | 0.571 | 0.917 |
| 19. | 0.929 | 1.57 | 2.03 | 5.54 | 12.9 | 2.69 | 1.41 | 0.704 | 0.777 | 0.743 | 0.577 | 0.670 | 0.616 | 0.884 |
| 20. | 1.15 | 1.48 | 1.99 | 6.70 | 11.5 | 2.48 | 1.33 | 0.775 | 0.691 | 0.787 | 0.577 | 0.600 | 0.579 | 0.872 |
| 21. | 0.977 | 1.44 | 2.29 | 6.61 | 10.1 | 2.41 | 1.46 | 0.858 | 0.691 | 0.598 | 0.578 | 0.642 | 0.561 | 0.859 |
| 22. | 0.969 | 1.45 | 2.93 | 5.48 | 9.07 | 2.35 | 1.38 | 1.26 | 0.821 | 0.643 | 0.582 | 0.628 | 0.586 | 0.846 |
| 23. | 1.05 | 1.46 | 3.46 | 5.10 | 8.19 | 2.34 | 1.30 | 1.11 | 0.995 | 0.554 | 0.585 | 0.648 | 0.685 | 0.877 |
| 24. | 1.04 | 1.58 | 2.70 | 5.21 | 7.24 | 3.09 | 1.28 | 0.973 | 0.634 | 0.570 | 0.573 | 0.704 | 0.672 | 0.864 |
| 25. | 0.963 | 1.91 | 2.39 | 9.16 | 6.12 | 2.69 | 1.45 | 1.06 | 0.995 | 0.541 | 0.607 | 0.702 | 0.659 | 0.895 |
| 26. | 0.930 | 2.33 | 2.23 | 10.3 | 7.21 | 2.48 | 1.32 | 0.698 | 0.996 | 0.557 | 0.688 | 0.666 | 0.663 | 0.905 |
| 27. | 0.943 | 4.54 | 2.18 | 7.14 | 6.97 | 2.28 | 1.20 | 0.912 | 0.780 | 0.543 | 0.752 | 0.769 | 0.649 | 0.914 |
| 28. | 0.932 | 3.48 | 2.13 | 6.26 | 6.08 | 2.19 | 1.12 | 0.775 | 0.780 | 0.648 | 1.06 | 0.847 | 0.689 | 0.969 |
| 29. | 0.920 | 2.67 | 2.89 | 6.72 | 6.61 | 2.16 | 1.10 | 0.813 | 1.08 | 0.574 | 0.537 | 0.661 | 0.748 | 0.978 |
| 30. | 0.908 | 2.44 | 11.6 | | 6.71 | 2.20 | 1.27 | 0.764 | 1.08 | 0.560 | 0.576 | 0.642 | 0.680 | 0.941 |
| 31. | | 2.39 | 9.85 | | 5.94 | | 0.999 | | 0.738 | 0.561 | | 0.658 | | 0.973 |

## Hauptwerte

| | 1999 Nov | 1999 Dez | 2000 Jan | Feb | Mrz | Apr | Mai | Jun | Jul | Aug | Sep | Okt | Nov | Dez |
|---|---|---|---|---|---|---|---|---|---|---|---|---|---|---|
| Tag | 4. | 1.+ | 16. | 8. | 7. | 29. | 31. | 26. | 24. | 25. | 29. | 1. | 16. | 1. |
| NQ | 0.611 | 0.991 | 1.72 | 3.67 | 5.87 | 2.16 | 0.999 | 0.698 | 0.634 | 0.541 | 0.537 | 0.543 | 0.542 | 0.622 |
| MQ | 0.832 | 1.95 | 2.83 | 5.67 | 12.2 | 3.11 | 1.50 | 0.934 | 0.959 | 0.662 | 0.649 | 0.641 | 0.630 | 0.849 |
| HQ | 1.39 | 5.19 | 16.5 | 14.2 | 41.5 | 5.63 | 2.47 | 1.65 | 2.85 | 1.69 | 9.39 | 1.21 | 0.839 | 1.38 |
| Tag | 23. | 27. | 30. | 25. | 26. | 1. | 1. | 22. | 5. | 2. | 14. | 28. | 29. | 14. |
| $h_N$ mm | 37 | 91 | 57 | 82 | 111 | 35 | 35 | 35 | 68 | 55 | 74 | 37 | 32 | 48 |
| $h_A$ mm | 4 | 9 | 14 | 25 | 59 | 14 | 7 | 4 | 5 | 3 | 3 | 3 | 3 | 4 |

| | 1978/1999 | | 1979/2000 | | | | | | | | | | | 22 Jahre |
|---|---|---|---|---|---|---|---|---|---|---|---|---|---|---|
| Jahr | 1985 | 1986 | 1996 | 1979 | 1992 | 1996 | 1989 | 1989 | 1989 | 1989 | 1989 | 1982 | 1985 | 2000 |
| NQ | 0.507 | 0.625 | 0.748 | 0.718 | 1.36 | 0.589 | 0.501 | 0.516 | 0.411 | 0.407 | 0.423 | 0.380 | 0.507 | 0.622 |
| MNQ | 1.34 | 1.65 | 2.64 | 3.10 | 3.31 | 2.64 | 1.72 | 1.32 | 1.12 | 1.04 | 0.953 | 1.08 | 1.32 | 1.64 |
| MQ | 3.22 | 5.53 | 7.59 | 6.49 | 8.86 | 5.29 | 2.89 | 2.30 | 1.97 | 1.56 | 1.67 | 2.20 | 3.21 | 5.39 |
| MHQ | 13.9 | 28.1 | 29.4 | 23.3 | 36.8 | 16.8 | 10.8 | 12.2 | 10.3 | 6.84 | 7.57 | 12.2 | 13.9 | 27.2 |
| HQ | 50.4 | 107 | 99.2 | 55.2 | 88.6 | 58.4 | 62.4 | 45.0 | 42.6 | 20.0 | 24.5 | 95.8 | 50.4 | 107 |
| Jahr | 1998 | 1986 | 1987 | 1997 | 1981 | 1983 | 1984 | 1981 | 1981 | 1980 | 1980 | 1998 | 1998 | 1986 |
| $Mh_N$ mm | 56 | 75 | 62 | 46 | 64 | 51 | 59 | 73 | 67 | 67 | 60 | 60 | 56 | 72 |
| $Mh_A$ mm | 15 | 27 | 36 | 29 | 43 | 25 | 14 | 11 | 9 | 7 | 8 | 11 | 15 | 26 |

| | Abflußjahr (*) 2000 Jahr | Datum | Winter | Sommer | Kalenderjahr 2000 Jahr | Datum |
|---|---|---|---|---|---|---|
| NQ $m^3/s$ | 0.537 | am 29.09.2000 | 0.611 | 0.537 | 0.537 | am 29.09.2000 |
| MQ $m^3/s$ | 2.66 | | 4.45 | 0.892 | 2.55 | |
| HQ $m^3/s$ | 41.5 | am 26.03.2000 bei W= 284 cm | 41.5 | 9.39 | 41.5 | am 26.03.2000 bei W= 284 cm |
| Nq $l/(s km^2)$ | 0.962 | | 1.09 | 0.962 | 0.962 | |
| Mq $l/(s km^2)$ | 4.77 | | 7.97 | 1.60 | 4.57 | |
| Hq $l/(s km^2)$ | 74.4 | | 74.4 | 16.8 | 74.4 | |
| $h_N$ mm | 717 | | 413 | 304 | 669 | |
| $h_A$ mm | 151 | | 125 | 25 | 145 | |
| | 1979/2000 (*) 22 Jahre | | | | 1979/2000 | |
| NQ $m^3/s$ | 0.380 | am 11.10.1982 | 0.507 | 0.380 | 0.380 | am 11.10.1982 |
| MNQ $m^3/s$ | 0.679 | | 1.20 | 0.772 | 0.711 | |
| MQ $m^3/s$ | 4.12 | | 6.18 | 2.10 | 4.11 | |
| MHQ $m^3/s$ | 57.0 | | 52.0 | 24.5 | 58.6 | |
| HQ $m^3/s$ | 107 | am 31.12.1986 bei W= 348 cm | 107 | 95.8 | 107 | am 31.12.1986 bei W= 348 cm |
| $HQ_1$ $m^3/s$ | | | | | | |
| $HQ_5$ $m^3/s$ | | | | | | |
| MNq $l/(s km^2)$ | 1.22 | | 2.15 | 1.38 | 1.27 | |
| Mq $l/(s km^2)$ | 7.38 | | 11.1 | 3.76 | 7.37 | |
| MHq $l/(s km^2)$ | 102 | | 93.2 | 43.9 | 105 | |
| $Mh_N$ mm | 738 | | 353 | 385 | 736 | |
| $Mh_A$ mm | 233 | | 174 | 60 | 233 | |

## Extremwerte

| | Niedrigwasser $m^3/s$ | $l/(s km^2)$ | Datum | Hochwasser $m^3/s$ | $l/(s km^2)$ | cm | Datum |
|---|---|---|---|---|---|---|---|
| 1 | 0.380 | 0.681 | 11.10.1982 | 107 | 192 | 348 | 31.12.1986 |
| 2 | 0.407 | 0.729 | 13.08.1989 | 95.8 | 172 | 340 | 29.10.1998 |
| 3 | 0.501 | 0.898 | 14.07.1988 | 88.6 | 159 | 330 | 13.03.1981 |
| 4 | 0.507 | 0.909 | 09.11.1985 | 79.0 | 142 | 322 | 28.01.1994 |
| 5 | 0.537 | 0.962 | 29.09.2000 | 75.1 | 135 | 319 | 23.03.1987 |
| 6 | 0.555 | 0.995 | 13.08.1990 | 72.7 | 130 | 312 | 19.03.1994 |
| 7 | 0.565 | 1.01 | 02.06.1981 | 67.4 | 121 | 311 | 31.12.1993 |
| 8 | 0.575 | 1.03 | 12.09.1999 | 66.1 | 118 | 310 | 05.03.1979 |
| 9 | 0.589 | 1.06 | 23.04.1996 | 64.4 | 115 | 303 | 28.03.1995 |
| 10 | 0.625 | 1.12 | 13.12.1986 | 62.4 | 112 | 307 | 30.05.1984 |

## Dauertabelle

Unterschrittene Abflüsse $m^3/s$

| Unterschreitungsdauer in Tagen | Abfluß-jahr (*) 2000 | Kalenderjahr 2000 | 1979/2000 22 Kalenderjahre Obere Hüllwerte | Mittlere Werte | Untere Hüllwerte |
|---|---|---|---|---|---|
| (365) | 30.3 | 30.3 | | | |
| 364 | 29.6 | 29.6 | 104 | 47.9 | 13.6 |
| 363 | 25.4 | 25.4 | 84.7 | 38.2 | 11.6 |
| 362 | 22.4 | 22.4 | 77.9 | 33.5 | 10.3 |
| 361 | 20.8 | 20.8 | 55.1 | 29.6 | 9.92 |
| 360 | 17.4 | 17.4 | 53.3 | 26.8 | 8.43 |
| 359 | 17.2 | 17.2 | 51.0 | 24.7 | 6.94 |
| 358 | 15.6 | 15.6 | 50.7 | 23.3 | 6.60 |
| 357 | 14.4 | 14.4 | 44.1 | 21.4 | 6.58 |
| 356 | 13.8 | 13.8 | 43.9 | 20.1 | 5.75 |
| 350 | 10.3 | 10.3 | 34.9 | 15.3 | 5.33 |
| 340 | 7.24 | 7.24 | 25.9 | 11.2 | 4.10 |
| 330 | 6.70 | 6.70 | 17.0 | 8.83 | 3.69 |
| 320 | 5.54 | 5.54 | 14.0 | 7.42 | 3.34 |
| 300 | 3.73 | 3.72 | 10.2 | 5.62 | 2.67 |
| 270 | 2.67 | 2.35 | 7.55 | 4.18 | 2.01 |
| 240 | 2.03 | 1.84 | 6.20 | 3.30 | 1.48 |
| 210 | 1.48 | 1.20 | 4.48 | 2.72 | 1.17 |
| 183 | 1.14 | 0.975 | 3.65 | 2.26 | 0.900 |
| 150 | 0.973 | 0.846 | 3.16 | 1.86 | 0.794 |
| 130 | 0.873 | 0.764 | 3.01 | 1.65 | 0.689 |
| 120 | 0.821 | 0.712 | 2.88 | 1.55 | 0.660 |
| 110 | 0.800 | 0.692 | 2.68 | 1.45 | 0.639 |
| 100 | 0.764 | 0.678 | 2.56 | 1.36 | 0.623 |
| 90 | 0.711 | 0.658 | 2.41 | 1.26 | 0.572 |
| 80 | 0.668 | 0.643 | 2.32 | 1.16 | 0.554 |
| 70 | 0.652 | 0.629 | 2.17 | 1.07 | 0.536 |
| 60 | 0.639 | 0.616 | 2.06 | 0.991 | 0.520 |
| 50 | 0.615 | 0.606 | 1.98 | 0.929 | 0.520 |
| 40 | 0.601 | 0.596 | 1.84 | 0.874 | 0.497 |
| 30 | 0.591 | 0.578 | 1.69 | 0.813 | 0.470 |
| 25 | 0.578 | 0.574 | 1.62 | 0.775 | 0.456 |
| 20 | 0.573 | 0.569 | 1.58 | 0.724 | 0.434 |
| 15 | 0.566 | 0.562 | 1.54 | 0.668 | 0.431 |
| 10 | 0.556 | 0.554 | 1.49 | 0.621 | 0.428 |
| 9 | 0.554 | 0.553 | 1.49 | 0.611 | 0.428 |
| 8 | 0.553 | 0.552 | 1.48 | 0.600 | 0.427 |
| 7 | 0.552 | 0.552 | 1.48 | 0.584 | 0.427 |
| 6 | 0.552 | 0.552 | 1.46 | 0.571 | 0.423 |
| 5 | 0.552 | 0.552 | 1.44 | 0.560 | 0.419 |
| 4 | 0.552 | 0.542 | 1.42 | 0.538 | 0.417 |
| 3 | 0.543 | 0.542 | 1.42 | 0.520 | 0.415 |
| 2 | 0.543 | 0.542 | 1.42 | 0.477 | 0.412 |
| 1 | 0.540 | 0.540 | 1.36 | 0.434 | 0.410 |
| 0 | 0.537 | 0.537 | 1.31 | 0.380 | 0.380 |

(*) Abflußjahr: 1.11. des Vorjahres bis 31.10.

Repräsentativ für die Hydrologische Landschaft Kalenberger Vorland

$A_{Eo}$ : 100 $km^2$

PNP : NN + 23.51 m

Lage: 11.0 km oberhalb der Mündung rechts

Q $m^3/s$

Pegel : Lehringen Nr. 4898107

Gewässer : Lehrde

Gebiet : Aller

## Tageswerte

| Tag | 1999 Nov | 1999 Dez | 2000 Jan | Feb | Mrz | Apr | Mai | Jun | Jul | Aug | Sep | Okt | Nov | Dez |
|---|---|---|---|---|---|---|---|---|---|---|---|---|---|---|
| 1. | 0.650 | 0.692 | 1.05 | 1.52 | 1.32 | 1.20 | 0.824 | 0.713 | 0.590 | 0.861 | 0.599 | 0.636 | 0.709 | 0.762 |
| 2. | 0.649 | 0.778 | 1.05 | 1.51 | 1.26 | 1.19 | 0.828 | 0.668 | 0.592 | 1.11 | 0.647 | 0.680 | 0.708 | 0.809 |
| 3. | 0.649 | 1.00 | 0.992 | 1.39 | 2.48 | 1.13 | 0.785 | 0.665 | 0.548 | 0.966 | 0.695 | 0.680 | 0.708 | 0.812 |
| 4. | 0.606 | 1.13 | 1.23 | 1.21 | 2.18 | 1.12 | 0.742 | 0.661 | 0.596 | 0.855 | 0.692 | 0.679 | 0.707 | 0.769 |
| 5. | 0.605 | 0.950 | 1.41 | 1.27 | 1.82 | 1.06 | 0.744 | 0.658 | 0.644 | 0.799 | 0.640 | 0.679 | 0.663 | 0.771 |
| 6. | 0.647 | 0.952 | 1.18 | 1.15 | 1.77 | 0.998 | 0.747 | 1.18 | 0.646 | 0.797 | 0.638 | 0.678 | 0.662 | 0.773 |
| 7. | 0.647 | 1.36 | 1.12 | 1.15 | 1.77 | 0.936 | 0.703 | 0.854 | 0.604 | 0.742 | 0.784 | 0.678 | 0.706 | 0.730 |
| 8. | 0.647 | 1.36 | 1.12 | 1.32 | 2.70 | 0.932 | 0.753 | 0.748 | 0.608 | 0.687 | 0.732 | 0.677 | 0.705 | 0.732 |
| 9. | 0.646 | 1.08 | 1.06 | 1.55 | 3.67 | 0.927 | 0.750 | 0.668 | 0.612 | 0.739 | 0.778 | 0.677 | 0.705 | 0.734 |
| 10. | 0.646 | 0.957 | 0.941 | 1.37 | 2.65 | 0.867 | 0.746 | 0.630 | 0.663 | 0.737 | 0.775 | 0.721 | 0.660 | 0.736 |
| 11. | 0.645 | 0.958 | 0.942 | 1.37 | 2.90 | 0.870 | 0.743 | 0.591 | 0.667 | 0.735 | 0.724 | 0.720 | 0.660 | 0.784 |
| 12. | 0.645 | 1.72 | 0.883 | 1.19 | 2.42 | 0.874 | 0.739 | 0.593 | 0.672 | 0.680 | 0.721 | 0.720 | 0.659 | 0.954 |
| 13. | 0.645 | 1.95 | 0.884 | 1.31 | 2.24 | 0.878 | 0.690 | 0.553 | 0.676 | 0.679 | 0.671 | 0.675 | 0.702 | 1.14 |
| 14. | 0.644 | 2.01 | 0.885 | 1.36 | 2.54 | 0.938 | 0.687 | 0.555 | 0.680 | 0.624 | 0.668 | 0.674 | 0.745 | 1.02 |
| 15. | 0.644 | 1.72 | 0.826 | 1.37 | 2.95 | 0.942 | 0.684 | 0.642 | 0.685 | 0.676 | 0.666 | 0.674 | 0.701 | 0.962 |
| 16. | 0.643 | 1.32 | 0.827 | 1.49 | 2.64 | 0.946 | 0.681 | 0.602 | 0.689 | 0.674 | 0.664 | 0.673 | 0.701 | 1.15 |
| 17. | 0.643 | 1.15 | 0.889 | 1.55 | 2.08 | 0.950 | 0.678 | 0.561 | 0.643 | 0.725 | 0.661 | 0.673 | 0.700 | 1.22 |
| 18. | 0.643 | 1.15 | 0.890 | 1.38 | 1.95 | 0.897 | 0.719 | 0.563 | 0.647 | 0.724 | 0.659 | 0.672 | 0.700 | 1.03 |
| 19. | 0.642 | 1.09 | 0.891 | 1.56 | 1.82 | 0.958 | 0.716 | 0.522 | 0.651 | 0.670 | 0.657 | 0.672 | 0.699 | 0.973 |
| 20. | 0.684 | 0.970 | 0.828 | 1.68 | 1.63 | 0.962 | 0.756 | 0.481 | 0.655 | 0.668 | 0.607 | 0.671 | 0.699 | 0.850 |
| 21. | 0.683 | 0.916 | 0.948 | 1.40 | 1.51 | 0.908 | 0.753 | 0.483 | 0.659 | 0.822 | 0.605 | 0.671 | 0.698 | 0.852 |
| 22. | 0.683 | 0.858 | 1.25 | 1.40 | 1.44 | 0.853 | 0.749 | 0.484 | 0.663 | 0.820 | 0.603 | 0.670 | 0.700 | 0.807 |
| 23. | 0.684 | 0.974 | 1.43 | 1.35 | 1.37 | 0.857 | 0.702 | 0.530 | 0.615 | 0.767 | 0.555 | 0.670 | 0.745 | 0.762 |
| 24. | 0.685 | 1.22 | 1.12 | 1.35 | 1.30 | 0.978 | 0.699 | 0.707 | 0.723 | 0.714 | 0.553 | 0.669 | 0.748 | 0.764 |
| 25. | 0.686 | 1.28 | 0.940 | 1.59 | 1.30 | 0.982 | 0.839 | 0.710 | 0.833 | 0.661 | 0.551 | 0.668 | 0.706 | 0.766 |
| 26. | 0.687 | 1.57 | 0.878 | 1.48 | 1.77 | 0.927 | 0.777 | 0.668 | 0.891 | 0.659 | 0.594 | 0.668 | 0.708 | 0.768 |
| 27. | 0.688 | 1.93 | 0.996 | 1.30 | 1.76 | 0.871 | 0.731 | 0.626 | 0.843 | 0.606 | 0.683 | 0.667 | 0.710 | 0.770 |
| 28. | 0.689 | 1.40 | 0.994 | 1.25 | 1.46 | 0.815 | 0.727 | 0.628 | 1.73 | 0.605 | 0.727 | 0.711 | 0.756 | 0.772 |
| 29. | 0.690 | 1.23 | 1.59 | 1.31 | 1.33 | 0.818 | 0.724 | 0.630 | 2.13 | 0.604 | 0.727 | 0.755 | 0.861 | 0.774 |
| 30. | 0.648 | 1.11 | 2.06 | | 1.27 | 0.821 | 0.720 | 0.633 | 1.11 | 0.602 | 0.681 | 0.754 | 0.805 | 0.776 |
| 31. | | 1.11 | 1.93 | | 1.26 | | 0.717 | | 0.918 | 0.601 | | 0.709 | | 0.778 |

## Hauptwerte

| | 1954/1999 | | 1955/2000 46 Jahre | | | | | | | | | | | |
|---|---|---|---|---|---|---|---|---|---|---|---|---|---|---|
| Tag | 5. | 1. | 15. | 6.+ | 2.+ | 28. | 17. | 20. | 3. | 31. | 25. | 1. | 12. | 7. |
| NQ | 0.605 | 0.692 | 0.826 | 1.15 | 1.26 | 0.815 | 0.678 | 0.481 | 0.548 | 0.601 | 0.551 | 0.636 | 0.659 | 0.730 |
| MQ | 0.656 | 1.22 | 1.10 | 1.38 | 1.95 | 0.947 | 0.737 | 0.640 | 0.770 | 0.729 | 0.665 | 0.685 | 0.711 | 0.848 |
| HQ | 0.690 | 2.50 | 2.55 | 1.74 | 4.09 | 1.20 | 0.896 | 1.45 | 3.29 | 1.18 | 0.833 | 0.755 | 0.905 | 1.22 |
| Tag | 29. | 13. | 29. | 20. | 9. | 1. | 25. | 6. | 28. | 2. | 7. | 28. | 23. | 17. |
| $h_N$ mm | 26 | 138 | 65 | 83 | 129 | 40 | 44 | 63 | 117 | 66 | 73 | 52 | 39 | 59 |
| $h_A$ mm | 17 | 33 | 29 | 35 | 52 | 25 | 20 | 17 | 21 | 20 | 17 | 18 | 18 | 23 |
| Jahr | 1997 | 1991 | 1996 | 1960 | 1973 | 1960 | 1960 | 1956+ | 1999 | 1999 | 1993 | 1993 | 1997 | 1991 |
| NQ | 0.467 | 0.490 | 0.550 | 0.610 | 0.530 | 0.540 | 0.380 | 0.430 | 0.356 | 0.288 | 0.273 | 0.384 | 0.467 | 0.490 |
| MNQ | 0.750 | 0.825 | 0.895 | 0.938 | 0.895 | 0.828 | 0.712 | 0.626 | 0.581 | 0.575 | 0.611 | 0.654 | 0.739 | 0.816 |
| MQ | 1.00 | 1.24 | 1.30 | 1.30 | 1.25 | 1.08 | 0.906 | 0.814 | 0.785 | 0.757 | 0.767 | 0.842 | 0.982 | 1.21 |
| MHQ | 2.03 | 3.05 | 3.32 | 2.92 | 2.95 | 2.04 | 1.67 | 1.79 | 1.77 | 1.72 | 1.37 | 1.66 | 1.96 | 2.95 |
| HQ | 5.24 | 9.10 | 13.4 | 9.57 | 10.8 | 5.28 | 4.17 | 4.26 | 6.70 | 5.55 | 4.46 | 8.43 | 5.24 | 9.10 |
| Jahr | 1963 | 1960 | 1955 | 1970 | 1956 | 1994 | 1975 | 1984 | 1965 | 1961 | 1968 | 1998 | 1963 | 1960 |
| $Mh_N$ mm | 62 | 78 | 69 | 48 | 54 | 51 | 60 | 76 | 72 | 81 | 60 | 61 | 62 | 77 |
| $Mh_A$ mm | 26 | 33 | 35 | 33 | 33 | 28 | 24 | 21 | 21 | 20 | 20 | 23 | 25 | 32 |

| | Abflußjahr (*) 2000 Jahr | Datum | Winter | Sommer | Kalenderjahr 2000 Jahr | Datum |
|---|---|---|---|---|---|---|
| NQ $m^3/s$ | 0.481 | am 20.06.2000 | 0.605 | 0.481 | 0.481 | am 20.06.2000 |
| MQ $m^3/s$ | 0.958 | | 1.21 | 0.705 | 0.930 | |
| HQ $m^3/s$ | 4.09 | am 09.03.2000 bei W= 103 cm | 4.09 | 3.29 | 4.09 | am 09.03.2000 bei W= 103 cm |
| Nq $l/(s km^2)$ | 4.81 | | 6.05 | 4.81 | 4.81 | |
| Mq $l/(s km^2)$ | 9.58 | | 12.1 | 7.05 | 9.30 | |
| Hq $l/(s km^2)$ | 40.9 | | 40.9 | 32.9 | 40.9 | |
| $h_N$ mm | 896 | | 481 | 415 | 830 | |
| $h_A$ mm | 303 | | 190 | 112 | 294 | |
| | 1955/2000 (*) 46 Jahre | | | | 1955/2000 | |
| NQ $m^3/s$ | 0.273 | am 21.09.1993 | 0.467 | 0.273 | 0.273 | am 21.09.1993 |
| MNQ $m^3/s$ | 0.509 | | 0.678 | 0.512 | 0.508 | |
| MQ $m^3/s$ | 1.00 | | 1.20 | 0.812 | 0.998 | |
| MHQ $m^3/s$ | 5.48 | | 5.17 | 3.04 | 5.57 | |
| HQ $m^3/s$ | 13.4 | am 17.01.1955 | 13.4 | 8.43 | 13.4 | am 17.01.1955 |
| $HQ_1$ $m^3/s$ | | | | | | |
| $HQ_5$ $m^3/s$ | | | | | | |
| MNq $l/(s km^2)$ | 5.09 | | 6.78 | 5.12 | 5.08 | |
| Mq $l/(s km^2)$ | 10.0 | | 12.0 | 8.12 | 9.98 | |
| MHq $l/(s km^2)$ | 54.8 | | 51.7 | 30.4 | 55.7 | |
| $Mh_N$ mm | 771 | | 362 | 409 | 770 | |
| $Mh_A$ mm | 316 | | 189 | 129 | 316 | |

## Extremwerte

| | Niedrigwasser $m^3/s$ | $l/(s km^2)$ | Datum | Hochwasser $m^3/s$ | $l/(s km^2)$ | cm | Datum |
|---|---|---|---|---|---|---|---|
| 1 | 0.273 | 2.73 | 21.09.1993 | 13.4 | 134 | 163 | 17.01.1955 |
| 2 | 0.288 | 2.88 | 03.08.1999 | 10.8 | 108 | 151 | 02.03.1956 |
| 3 | 0.310 | 3.10 | 16.08.1976 | 9.57 | 95.7 | 166 | 23.02.1970 |
| 4 | 0.345 | 3.45 | 07.09.1993 | 9.10 | 91.0 | 147 | 05.12.1960 |
| 5 | 0.352 | 3.52 | 11.08.1992 | 9.09 | 90.9 | 160 | 16.01.1968 |
| 6 | 0.362 | 3.62 | 27.08.1996 | 8.43 | 84.3 | 150 | 29.10.1998 |
| 7 | 0.380 | 3.80 | 09.05.1960 | 7.96 | 79.6 | 140 | 12.03.1981 |
| 8 | 0.391 | 3.91 | 19.09.1997 | 7.59 | 75.9 | 144 | 04.03.1979 |
| 9 | 0.400 | 4.00 | 14.09.1973 | 7.31 | 73.1 | 141 | 09.02.1980 |
| 10 | 0.408 | 4.08 | 11.08.1998 | 7.24 | 72.4 | 136 | 31.01.1982 |

## Dauertabelle

Unterschrittene Abflüsse $m^3/s$

| Unterschreitungsdauer in Tagen | Abfluß-jahr (*) 2000 | Kalenderjahr 2000 | 1955/2000 46 Kalenderjahre Obere Hüllwerte | Mittlere Werte | Untere Hüllwerte |
|---|---|---|---|---|---|
| (365) | 3.67 | 3.67 | | | |
| 364 | 2.95 | 2.95 | 8.41 | 4.01 | 1.50 |
| 363 | 2.90 | 2.90 | 6.70 | 3.35 | 1.50 |
| 362 | 2.70 | 2.70 | 6.70 | 3.05 | 1.47 |
| 361 | 2.65 | 2.65 | 4.90 | 2.87 | 1.45 |
| 360 | 2.64 | 2.64 | 4.50 | 2.71 | 1.45 |
| 359 | 2.54 | 2.54 | 4.45 | 2.57 | 1.45 |
| 358 | 2.48 | 2.48 | 3.62 | 2.47 | 1.35 |
| 357 | 2.42 | 2.42 | 3.58 | 2.36 | 1.33 |
| 356 | 2.24 | 2.24 | 3.35 | 2.28 | 1.29 |
| 350 | 2.01 | 1.93 | 3.05 | 1.98 | 1.19 |
| 340 | 1.73 | 1.63 | 2.48 | 1.71 | 1.00 |
| 330 | 1.56 | 1.46 | 2.13 | 1.56 | 0.824 |
| 320 | 1.41 | 1.38 | 1.99 | 1.44 | 0.807 |
| 300 | 1.31 | 1.22 | 1.75 | 1.29 | 0.775 |
| 270 | 1.12 | 0.973 | 1.61 | 1.14 | 0.741 |
| 240 | 0.941 | 0.874 | 1.42 | 1.03 | 0.713 |
| 210 | 0.843 | 0.797 | 1.32 | 0.940 | 0.680 |
| 183 | 0.750 | 0.750 | 1.23 | 0.871 | 0.646 |
| 150 | 0.711 | 0.721 | 1.15 | 0.801 | 0.610 |
| 130 | 0.686 | 0.706 | 1.11 | 0.769 | 0.573 |
| 120 | 0.681 | 0.700 | 1.09 | 0.751 | 0.556 |
| 110 | 0.678 | 0.684 | 1.08 | 0.731 | 0.549 |
| 100 | 0.673 | 0.680 | 1.06 | 0.711 | 0.525 |
| 90 | 0.669 | 0.675 | 1.04 | 0.697 | 0.517 |
| 80 | 0.664 | 0.671 | 1.02 | 0.679 | 0.492 |
| 70 | 0.657 | 0.669 | 1.00 | 0.661 | 0.472 |
| 60 | 0.648 | 0.662 | 0.990 | 0.641 | 0.464 |
| 50 | 0.645 | 0.657 | 0.970 | 0.613 | 0.453 |
| 40 | 0.633 | 0.638 | 0.950 | 0.591 | 0.435 |
| 30 | 0.607 | 0.608 | 0.930 | 0.558 | 0.421 |
| 25 | 0.605 | 0.605 | 0.930 | 0.541 | 0.411 |
| 20 | 0.601 | 0.601 | 0.930 | 0.521 | 0.396 |
| 15 | 0.592 | 0.592 | 0.930 | 0.491 | 0.387 |
| 10 | 0.561 | 0.561 | 0.930 | 0.469 | 0.373 |
| 9 | 0.561 | 0.561 | 0.930 | 0.461 | 0.369 |
| 8 | 0.555 | 0.555 | 0.930 | 0.461 | 0.360 |
| 7 | 0.555 | 0.555 | 0.930 | 0.451 | 0.357 |
| 6 | 0.551 | 0.551 | 0.930 | 0.441 | 0.353 |
| 5 | 0.548 | 0.548 | 0.900 | 0.433 | 0.345 |
| 4 | 0.530 | 0.530 | 0.900 | 0.425 | 0.329 |
| 3 | 0.522 | 0.522 | 0.900 | 0.420 | 0.289 |
| 2 | 0.484 | 0.484 | 0.900 | 0.409 | 0.284 |
| 1 | 0.483 | 0.483 | 0.900 | 0.376 | 0.281 |
| 0 | 0.481 | 0.481 | 0.800 | 0.273 | 0.273 |

(*) Abflußjahr: 1.11. des Vorjahres bis 31.10.

Repräsentativ für die Hydrologische Landschaft Südheide

$A_{Eo}$ : 103 $km^2$

PNP : NN + 10.00 m

Lage: 12.4 km oberhalb der Mündung links

Q

$m^3/s$

Pegel : Holzkamp Nr. 4928107

Gewässer : Delme

Gebiet : Mittelweser

## Tageswerte

| Tag | 1999 Nov | 1999 Dez | 2000 Jan | Feb | Mrz | Apr | Mai | Jun | Jul | Aug | Sep | Okt | Nov | Dez |
|---|---|---|---|---|---|---|---|---|---|---|---|---|---|---|
| 1. | 0.481 | 0.462 | 1.00 | 1.50 | 1.38 | 1.17 | 0.671 | 0.600 | 0.454 | 0.531 | 0.472 | 0.505 | 0.641 | 0.631 |
| 2. | 0.482 | 0.530 | 1.01 | 1.46 | 1.38 | 1.17 | 0.695 | 0.565 | 0.447 | 0.887 | 0.512 | 0.508 | 0.728 | 0.607 |
| 3. | 0.482 | 0.694 | 0.981 | 1.35 | 2.91 | 1.09 | 0.689 | 0.556 | 0.439 | 0.745 | 0.608 | 0.491 | 0.741 | 0.607 |
| 4. | 0.482 | 1.07 | 1.30 | 1.23 | 3.51 | 1.02 | 0.654 | 0.547 | 0.432 | 0.635 | 0.580 | 0.473 | 0.701 | 0.583 |
| 5. | 0.462 | 0.861 | 1.50 | 1.43 | 2.24 | 0.947 | 0.623 | 0.538 | 0.425 | 0.684 | 0.479 | 0.476 | 0.665 | 0.583 |
| 6. | 0.462 | 0.918 | 1.24 | 1.31 | 2.10 | 0.875 | 0.593 | 0.723 | 0.470 | 0.555 | 0.476 | 0.538 | 0.677 | 0.589 |
| 7. | 0.501 | 1.49 | 1.24 | 1.24 | 1.76 | 0.837 | 0.564 | 0.639 | 0.445 | 0.511 | 0.602 | 0.574 | 0.792 | 0.594 |
| 8. | 0.501 | 1.49 | 1.13 | 1.35 | 2.68 | 0.833 | 0.559 | 0.557 | 0.437 | 0.508 | 0.555 | 0.548 | 0.739 | 0.599 |
| 9. | 0.482 | 1.12 | 1.03 | 1.59 | 4.06 | 0.829 | 0.553 | 0.524 | 0.490 | 0.618 | 0.657 | 0.659 | 0.690 | 0.578 |
| 10. | 0.482 | 1.04 | 0.936 | 1.31 | 3.94 | 0.791 | 0.548 | 0.491 | 0.482 | 0.542 | 0.660 | 0.702 | 0.666 | 0.583 |
| 11. | 0.482 | 1.13 | 0.905 | 1.43 | 3.37 | 0.787 | 0.520 | 0.482 | 0.452 | 0.538 | 0.589 | 0.718 | 0.667 | 0.640 |
| 12. | 0.482 | 2.33 | 0.874 | 1.28 | 2.99 | 0.815 | 0.515 | 0.450 | 0.444 | 0.516 | 0.542 | 0.707 | 0.643 | 0.830 |
| 13. | 0.462 | 2.52 | 0.876 | 1.47 | 2.17 | 0.842 | 0.509 | 0.441 | 0.436 | 0.492 | 0.520 | 0.579 | 0.718 | 0.898 |
| 14. | 0.482 | 2.19 | 0.845 | 1.36 | 2.36 | 1.00 | 0.482 | 0.454 | 0.520 | 0.469 | 0.523 | 0.504 | 0.719 | 0.842 |
| 15. | 0.462 | 1.72 | 0.813 | 1.36 | 3.16 | 0.961 | 0.477 | 0.510 | 0.498 | 0.545 | 0.482 | 0.472 | 0.670 | 0.880 |
| 16. | 0.462 | 1.23 | 0.815 | 1.55 | 2.70 | 0.921 | 0.472 | 0.478 | 0.476 | 0.483 | 0.528 | 0.467 | 0.646 | 1.24 |
| 17. | 0.462 | 1.10 | 0.884 | 1.76 | 2.09 | 0.850 | 0.516 | 0.451 | 0.475 | 0.518 | 0.556 | 0.461 | 0.647 | 0.956 |
| 18. | 0.482 | 1.17 | 0.886 | 1.51 | 1.96 | 0.779 | 0.537 | 0.423 | 0.453 | 0.560 | 0.584 | 0.473 | 0.622 | 0.813 |
| 19. | 0.482 | 1.03 | 0.821 | 1.80 | 1.87 | 0.773 | 0.558 | 0.417 | 0.473 | 0.492 | 0.637 | 0.466 | 0.623 | 0.737 |
| 20. | 0.482 | 0.940 | 0.789 | 1.68 | 1.58 | 0.767 | 0.579 | 0.411 | 0.451 | 0.508 | 0.514 | 0.497 | 0.624 | 0.660 |
| 21. | 0.462 | 0.911 | 0.858 | 1.36 | 1.46 | 0.702 | 0.556 | 0.405 | 0.450 | 0.810 | 0.498 | 0.509 | 0.599 | 0.637 |
| 22. | 0.462 | 0.851 | 1.17 | 1.40 | 1.34 | 0.696 | 0.554 | 0.419 | 0.449 | 0.673 | 0.481 | 0.501 | 0.625 | 0.567 |
| 23. | 0.482 | 0.948 | 1.47 | 1.44 | 1.26 | 0.691 | 0.553 | 0.453 | 0.448 | 0.770 | 0.465 | 0.513 | 0.626 | 0.548 |
| 24. | 0.462 | 1.12 | 1.10 | 1.36 | 1.21 | 0.805 | 0.574 | 0.639 | 0.447 | 0.590 | 0.467 | 0.525 | 0.677 | 0.552 |
| 25. | 0.462 | 1.41 | 0.900 | 1.90 | 1.91 | 0.860 | 0.626 | 0.582 | 0.510 | 0.511 | 0.470 | 0.537 | 0.652 | 0.581 |
| 26. | 0.482 | 1.69 | 0.902 | 1.82 | 2.69 | 0.762 | 0.598 | 0.510 | 0.802 | 0.508 | 0.735 | 0.548 | 0.628 | 0.561 |
| 27. | 0.462 | 1.90 | 1.01 | 1.41 | 2.73 | 0.694 | 0.549 | 0.483 | 0.664 | 0.486 | 0.764 | 0.603 | 0.603 | 0.589 |
| 28. | 0.482 | 1.35 | 1.04 | 1.30 | 1.80 | 0.663 | 0.547 | 0.476 | 0.974 | 0.602 | 0.613 | 0.716 | 0.654 | 0.594 |
| 29. | 0.462 | 1.17 | 1.49 | 1.30 | 1.50 | 0.632 | 0.594 | 0.469 | 0.970 | 0.549 | 0.590 | 0.676 | 0.705 | 0.598 |
| 30. | 0.462 | 1.10 | 1.95 | | 1.38 | 0.651 | 0.778 | 0.461 | 0.653 | 0.496 | 0.522 | 0.662 | 0.656 | 0.603 |
| 31. | | 1.03 | 1.74 | | 1.26 | | 0.766 | | 0.576 | 0.475 | | 0.702 | | 0.632 |

## Hauptwerte

| | | | | | | | | | | | | | | |
|---|---|---|---|---|---|---|---|---|---|---|---|---|---|---|
| Tag | 5.+ | 1. | 20. | 4. | 24. | 29. | 16. | 21. | 5. | 14. | 23. | 17. | 21. | 23. |
| NQ | 0.462 | 0.462 | 0.789 | 1.23 | 1.21 | 0.632 | 0.472 | 0.405 | 0.425 | 0.469 | 0.465 | 0.461 | 0.599 | 0.548 |
| MQ | 0.475 | 1.24 | 1.08 | 1.46 | 2.22 | 0.840 | 0.581 | 0.505 | 0.521 | 0.574 | 0.556 | 0.558 | 0.668 | 0.675 |
| HQ | 0.541 | 3.20 | 2.36 | 2.35 | 4.58 | 1.21 | 1.05 | 0.788 | 1.49 | 1.23 | 1.01 | 0.826 | 0.792 | 1.35 |
| Tag | 7. | 13. | 30. | 25. | 9. | 1. | 30. | 24. | 28. | 2. | 26. | 11. | 7. | 16. |
| $h_N$ mm | 21 | 126 | 51 | 68 | 108 | 33 | 54 | 49 | 86 | 87 | 69 | 50 | 33 | 58 |
| $h_A$ mm | 12 | 32 | 28 | 36 | 58 | 21 | 15 | 13 | 14 | 15 | 14 | 15 | 17 | 18 |

| | 1966/1999 | | 1967/2000 34 Jahre | | | | | | | | | | | |
|---|---|---|---|---|---|---|---|---|---|---|---|---|---|---|
| Jahr | 1997 | 1968 | 1973 | 1970 | 1972 | 1996 | 1971 | 1970 | 1972 | 1973 | 1969 | 1991 | 1997 | 1968 |
| NQ | 0.427 | 0.370 | 0.310 | 0.400 | 0.380 | 0.413 | 0.350 | 0.270 | 0.240 | 0.200 | 0.210 | 0.330 | 0.427 | 0.370 |
| MNQ | 0.599 | 0.665 | 0.769 | 0.763 | 0.755 | 0.653 | 0.509 | 0.429 | 0.387 | 0.381 | 0.436 | 0.521 | 0.599 | 0.651 |
| MQ | 0.977 | 1.26 | 1.47 | 1.36 | 1.39 | 1.04 | 0.738 | 0.640 | 0.584 | 0.519 | 0.623 | 0.796 | 0.958 | 1.21 |
| MHQ | 2.42 | 3.35 | 4.07 | 3.71 | 4.19 | 2.48 | 1.66 | 1.99 | 1.83 | 1.37 | 1.41 | 2.40 | 2.34 | 3.20 |
| HQ | 5.26 | 7.53 | 16.2 | 14.0 | 14.6 | 10.1 | 4.53 | 8.98 | 9.14 | 5.21 | 6.46 | 25.7 | 5.26 | 7.53 |
| Jahr | 1981 | 1993 | 1968 | 1970 | 1979 | 1994 | 1969 | 1996 | 1981 | 1968 | 1993 | 1998 | 1981 | 1993 |
| $Mh_N$ mm | 64 | 67 | 60 | 43 | 58 | 45 | 59 | 77 | 69 | 64 | 63 | 62 | 63 | 65 |
| $Mh_A$ mm | 25 | 33 | 38 | 33 | 36 | 26 | 19 | 16 | 15 | 13 | 16 | 21 | 24 | 31 |

| | Abflußjahr (*) 2000 Jahr | Datum | Winter | Sommer | Kalenderjahr 2000 Jahr | Datum |
|---|---|---|---|---|---|---|
| NQ $m^3/s$ | 0.405 | am 21.06.2000 | 0.462 | 0.405 | 0.405 | am 21.06.2000 |
| MQ $m^3/s$ | 0.884 | | 1.22 | 0.549 | 0.852 | |
| HQ $m^3/s$ | 4.58 | am 09.03.2000 bei W= 327 cm | 4.58 | 1.49 | 4.58 | am 09.03.2000 bei W= 327 cm |
| Nq $l/(s km^2)$ | 3.93 | | 4.49 | 3.93 | 3.93 | |
| Mq $l/(s km^2)$ | 8.58 | | 11.8 | 5.33 | 8.27 | |
| Hq $l/(s km^2)$ | 44.5 | | 44.5 | 14.5 | 44.5 | |
| $h_N$ mm | 802 | | 407 | 395 | 746 | |
| $h_A$ mm | 271 | | 186 | 85 | 262 | |

| | 1967/2000 (*) 34 Jahre | | | | 1967/2000 | |
|---|---|---|---|---|---|---|
| NQ $m^3/s$ | 0.200 | am 13.08.1973 | 0.310 | 0.200 | 0.200 | am 13.08.1973 |
| MNQ $m^3/s$ | 0.332 | | 0.505 | 0.334 | 0.329 | |
| MQ $m^3/s$ | 0.949 | | 1.25 | 0.650 | 0.943 | |
| MHQ $m^3/s$ | 7.28 | | 6.50 | 3.89 | 7.32 | |
| HQ $m^3/s$ | 25.7 | am 29.10.1998 bei W= 460 cm | 16.2 | 25.7 | 25.7 | am 29.10.1998 bei W= 460 cm |
| $HQ_1$ $m^3/s$ | | | | | | |
| $HQ_5$ $m^3/s$ | | | | | | |
| MNq $l/(s km^2)$ | 3.22 | | 4.90 | 3.24 | 3.19 | |
| Mq $l/(s km^2)$ | 9.21 | | 12.1 | 6.31 | 9.16 | |
| MHq $l/(s km^2)$ | 70.7 | | 63.1 | 37.8 | 71.1 | |
| $Mh_N$ mm | 731 | | 336 | 394 | 728 | |
| $Mh_A$ mm | 291 | | 191 | 100 | 290 | |

## Extremwerte

| | Niedrigwasser $m^3/s$ | $l/(s km^2)$ | Datum | Hochwasser $m^3/s$ | $l/(s km^2)$ | cm | Datum |
|---|---|---|---|---|---|---|---|
| 1 | 0.200 | 1.94 | 13.08.1973 | 25.7 | 250 | 460 | 29.10.1998 |
| 2 | 0.210 | 2.04 | 10.09.1969 | 16.2 | 157 | 414 | 16.01.1968 |
| 3 | 0.240 | 2.33 | 22.07.1972 | 14.6 | 142 | 408 | 04.03.1979 |
| 4 | 0.260 | 2.52 | 21.08.1974 | 14.2 | 138 | 408 | 12.03.1981 |
| 5 | 0.270 | 2.62 | 12.07.1976 | 14.0 | 136 | 404 | 24.02.1970 |
| 6 | 0.270 | 2.62 | 02.08.1971 | 10.8 | 105 | 388 | 20.03.1994 |
| 7 | 0.270 | 2.62 | 22.06.1970 | 10.1 | 98.1 | 383 | 06.04.1994 |
| 8 | 0.280 | 2.72 | 03.08.1974 | 9.17 | 89.0 | 377 | 29.01.1994 |
| 9 | 0.283 | 2.75 | 04.08.1986 | 9.14 | 88.7 | 380 | 01.07.1981 |
| 10 | 0.285 | 2.77 | 11.08.1997 | 8.98 | 87.2 | 378 | 10.06.1996 |

## Dauertabelle

| Unterschreitungsdauer in Tagen | Unterschrittene Abflüsse $m^3/s$: Abfluß-jahr (*) 2000 | Kalender jahr 2000 | 1967/2000 34 Kalenderjahre Obere Hüllwerte | Mittlere Werte | Untere Hüllwerte |
|---|---|---|---|---|---|
| (365) | 4.06 | 4.06 | | | |
| 364 | 3.94 | 3.94 | 20.4 | 5.59 | 2.09 |
| 363 | 3.51 | 3.51 | 11.7 | 4.78 | 1.72 |
| 362 | 3.37 | 3.37 | 11.4 | 4.43 | 1.70 |
| 361 | 3.16 | 3.16 | 9.75 | 4.01 | 1.68 |
| 360 | 2.99 | 2.99 | 8.41 | 3.72 | 1.60 |
| 359 | 2.91 | 2.91 | 6.14 | 3.51 | 1.60 |
| 358 | 2.73 | 2.73 | 5.90 | 3.29 | 1.60 |
| 357 | 2.70 | 2.70 | 5.58 | 3.17 | 1.54 |
| 356 | 2.69 | 2.69 | 5.09 | 3.04 | 1.53 |
| 350 | 2.19 | 2.09 | 4.50 | 2.55 | 1.36 |
| 340 | 1.82 | 1.80 | 3.40 | 2.05 | 1.13 |
| 330 | 1.58 | 1.49 | 3.01 | 1.75 | 1.03 |
| 320 | 1.49 | 1.40 | 2.49 | 1.55 | 0.961 |
| 300 | 1.34 | 1.26 | 1.99 | 1.28 | 0.800 |
| 270 | 1.04 | 0.886 | 1.57 | 1.03 | 0.697 |
| 240 | 0.858 | 0.773 | 1.36 | 0.871 | 0.600 |
| 210 | 0.716 | 0.684 | 1.17 | 0.771 | 0.551 |
| 183 | 0.635 | 0.640 | 1.01 | 0.701 | 0.515 |
| 150 | 0.557 | 0.598 | 0.880 | 0.628 | 0.480 |
| 130 | 0.538 | 0.567 | 0.810 | 0.591 | 0.467 |
| 120 | 0.522 | 0.557 | 0.800 | 0.571 | 0.451 |
| 110 | 0.511 | 0.549 | 0.780 | 0.554 | 0.435 |
| 100 | 0.504 | 0.542 | 0.760 | 0.539 | 0.426 |
| 90 | 0.492 | 0.522 | 0.730 | 0.519 | 0.413 |
| 80 | 0.483 | 0.512 | 0.720 | 0.501 | 0.392 |
| 70 | 0.483 | 0.505 | 0.710 | 0.481 | 0.366 |
| 60 | 0.477 | 0.492 | 0.680 | 0.466 | 0.359 |
| 50 | 0.473 | 0.479 | 0.670 | 0.451 | 0.350 |
| 40 | 0.465 | 0.475 | 0.650 | 0.431 | 0.348 |
| 30 | 0.465 | 0.469 | 0.630 | 0.409 | 0.334 |
| 25 | 0.461 | 0.461 | 0.620 | 0.394 | 0.320 |
| 20 | 0.452 | 0.452 | 0.610 | 0.381 | 0.310 |
| 15 | 0.448 | 0.448 | 0.610 | 0.362 | 0.300 |
| 10 | 0.441 | 0.441 | 0.590 | 0.347 | 0.270 |
| 9 | 0.439 | 0.439 | 0.590 | 0.341 | 0.270 |
| 8 | 0.437 | 0.437 | 0.580 | 0.335 | 0.250 |
| 7 | 0.436 | 0.436 | 0.580 | 0.331 | 0.250 |
| 6 | 0.432 | 0.432 | 0.580 | 0.321 | 0.250 |
| 5 | 0.425 | 0.425 | 0.580 | 0.315 | 0.250 |
| 4 | 0.423 | 0.423 | 0.580 | 0.309 | 0.240 |
| 3 | 0.419 | 0.419 | 0.580 | 0.302 | 0.220 |
| 2 | 0.417 | 0.417 | 0.540 | 0.291 | 0.210 |
| 1 | 0.411 | 0.411 | 0.540 | 0.280 | 0.210 |
| 0 | 0.405 | 0.405 | 0.530 | 0.200 | 0.200 |

(*) Abflußjahr: 1.11. des Vorjahres bis 31.10.
der Pegel repräsentiert nicht den Wasserhaushalt des Gebietes
meßtechnische Mängel

NLÖ Hildesheim

$A_{Eo}$ : 248 $km^2$

PNP : NN + 25.66 m

Lage: 78.4 km oberhalb der Mündung links

Q $m^3/s$

Pegel : Lauenbrück B 75 Nr. 4941116

Gewässer : Wümme

Gebiet : Lesum

## Tageswerte

| Tag | 1999 Nov | 1999 Dez | 2000 Jan | Feb | Mrz | Apr | Mai | Jun | Jul | Aug | Sep | Okt | Nov | Dez |
|---|---|---|---|---|---|---|---|---|---|---|---|---|---|---|
| 1. | 0.767 | 1.04 | 3.04 | 6.57 | 3.85 | 2.96 | 1.35 | 1.06 | 0.727 | 1.13 | 0.797 | 0.899 | 1.09 | 1.25 |
| 2. | 0.803 | 1.18 | 2.90 | 5.75 | 3.57 | 2.86 | 1.38 | 1.07 | 0.673 | 1.51 | 0.820 | 0.926 | 1.10 | 1.29 |
| 3. | 0.771 | 1.48 | 2.77 | 4.72 | 4.99 | 2.71 | 1.31 | 1.01 | 0.642 | 1.64 | 0.843 | 0.925 | 1.10 | 1.32 |
| 4. | 0.806 | 1.94 | 3.45 | 3.83 | 7.91 | 2.60 | 1.23 | 1.02 | 0.647 | 1.34 | 0.843 | 0.924 | 1.13 | 1.29 |
| 5. | 0.774 | 1.81 | 3.94 | 4.04 | 7.22 | 2.47 | 1.19 | 0.997 | 0.630 | 1.21 | 0.818 | 0.897 | 1.10 | 1.30 |
| 6. | 0.810 | 1.75 | 3.46 | 4.03 | 7.26 | 2.30 | 1.12 | 1.26 | 0.657 | 1.13 | 0.818 | 0.950 | 1.11 | 1.27 |
| 7. | 0.812 | 2.62 | 3.21 | 3.69 | 6.60 | 2.25 | 1.09 | 1.28 | 0.663 | 1.07 | 0.888 | 0.976 | 1.14 | 1.21 |
| 8. | 0.813 | 3.05 | 2.96 | 3.90 | 7.97 | 2.25 | 1.03 | 1.15 | 0.668 | 1.02 | 0.864 | 0.976 | 1.23 | 1.30 |
| 9. | 0.815 | 2.68 | 2.79 | 4.85 | 10.8 | 2.25 | 0.992 | 1.06 | 0.695 | 1.02 | 0.941 | 0.975 | 1.17 | 1.27 |
| 10. | 0.817 | 2.29 | 2.57 | 4.96 | 14.0 | 2.17 | 0.998 | 0.965 | 0.746 | 0.987 | 0.995 | 1.03 | 1.14 | 1.28 |
| 11. | 0.819 | 2.11 | 2.40 | 4.95 | 12.9 | 2.16 | 0.949 | 0.907 | 0.728 | 1.01 | 0.967 | 1.08 | 1.12 | 1.38 |
| 12. | 0.821 | 3.77 | 2.32 | 4.62 | 10.4 | 2.11 | 0.955 | 0.898 | 0.734 | 0.986 | 0.912 | 1.08 | 1.12 | 1.71 |
| 13. | 0.888 | 6.17 | 2.24 | 4.36 | 8.71 | 2.14 | 0.906 | 0.865 | 0.739 | 0.958 | 0.884 | 1.05 | 1.15 | 2.17 |
| 14. | 0.824 | 6.51 | 2.12 | 4.18 | 8.08 | 2.34 | 0.911 | 0.832 | 0.790 | 0.903 | 0.883 | 1.03 | 1.15 | 1.85 |
| 15. | 0.826 | 7.24 | 2.05 | 3.94 | 8.88 | 2.25 | 0.889 | 0.919 | 0.871 | 0.930 | 0.859 | 0.971 | 1.15 | 1.82 |
| 16. | 0.828 | 5.89 | 2.05 | 4.16 | 9.48 | 2.16 | 0.870 | 0.886 | 0.823 | 0.956 | 0.882 | 0.997 | 1.16 | 2.34 |
| 17. | 0.847 | 4.98 | 2.21 | 4.96 | 8.78 | 2.07 | 0.875 | 0.853 | 0.760 | 0.956 | 0.936 | 0.970 | 1.13 | 2.78 |
| 18. | 0.873 | 4.48 | 2.30 | 4.57 | 7.78 | 1.94 | 0.932 | 0.797 | 0.765 | 1.01 | 0.962 | 0.969 | 1.13 | 2.39 |
| 19. | 0.899 | 3.76 | 2.12 | 4.82 | 6.92 | 2.01 | 0.992 | 0.764 | 0.770 | 1.01 | 0.962 | 0.941 | 1.16 | 2.02 |
| 20. | 0.963 | 3.14 | 2.04 | 6.57 | 5.70 | 2.12 | 1.13 | 0.732 | 0.799 | 0.981 | 0.907 | 0.968 | 1.17 | 1.84 |
| 21. | 0.988 | 2.72 | 2.40 | 6.13 | 4.87 | 1.91 | 1.11 | 0.700 | 0.781 | 1.06 | 0.879 | 0.967 | 1.14 | 1.73 |
| 22. | 0.966 | 2.55 | 2.61 | 5.42 | 4.10 | 1.77 | 1.06 | 0.668 | 0.786 | 1.20 | 0.831 | 0.939 | 1.12 | 1.60 |
| 23. | 0.968 | 2.60 | 3.16 | 4.73 | 3.49 | 1.72 | 1.01 | 0.706 | 0.768 | 1.12 | 0.830 | 0.939 | 1.12 | 1.54 |
| 24. | 0.994 | 3.58 | 2.59 | 3.89 | 3.11 | 1.82 | 1.02 | 0.836 | 0.773 | 1.01 | 0.806 | 0.968 | 1.15 | 1.37 |
| 25. | 0.996 | 3.80 | 2.16 | 3.88 | 3.10 | 1.91 | 1.19 | 0.880 | 0.926 | 0.951 | 0.806 | 0.997 | 1.15 | 1.38 |
| 26. | 0.998 | 4.42 | 2.06 | 3.60 | 4.43 | 1.73 | 1.22 | 0.818 | 1.04 | 0.923 | 0.903 | 1.03 | 1.15 | 1.38 |
| 27. | 1.00 | 6.15 | 2.56 | 3.17 | 5.82 | 1.62 | 1.12 | 0.786 | 0.910 | 0.871 | 1.01 | 1.06 | 1.16 | 1.41 |
| 28. | 1.00 | 5.61 | 2.91 | 2.97 | 5.23 | 1.51 | 1.10 | 0.754 | 1.29 | 0.847 | 1.04 | 1.06 | 1.16 | 1.38 |
| 29. | 1.00 | 4.94 | 4.05 | 3.69 | 4.45 | 1.44 | 1.10 | 0.745 | 1.91 | 0.823 | 1.04 | 1.09 | 1.28 | 1.42 |
| 30. | 0.982 | 4.09 | 7.22 | | 3.60 | 1.36 | 1.19 | 0.736 | 1.43 | 0.798 | 0.954 | 1.09 | 1.32 | 1.42 |
| 31. | | 3.49 | 7.10 | | 3.17 | | 1.14 | | 1.24 | 0.798 | | 1.09 | | 1.39 |

## Hauptwerte

| | 1999 Nov | 1999 Dez | 2000 Jan | Feb | Mrz | Apr | Mai | Jun | Jul | Aug | Sep | Okt | Nov | Dez |
|---|---|---|---|---|---|---|---|---|---|---|---|---|---|---|
| Tag | 1. | 1. | 20. | 28. | 25. | 30. | 16. | 22. | 5. | 30.+ | 1. | 5. | 1. | 7. |
| NQ | 0.767 | 1.04 | 2.04 | 2.97 | 3.10 | 1.36 | 0.870 | 0.668 | 0.630 | 0.798 | 0.797 | 0.897 | 1.09 | 1.21 |
| MQ | 0.882 | 3.61 | 2.96 | 4.52 | 6.68 | 2.10 | 1.08 | 0.898 | 0.851 | 1.04 | 0.896 | 0.992 | 1.15 | 1.58 |
| HQ | 1.03 | 7.57 | 7.44 | 7.09 | 14.6 | 3.11 | 1.39 | 1.38 | 2.07 | 1.78 | 1.04 | 1.11 | 1.32 | 2.83 |
| Tag | 13. | 15. | 30. | 20. | 10. | 1. | 1. | 6. | 29. | 2. | 27. | 11. | 30. | 17. |
| $h_N$ mm | 29 | 139 | 63 | 78 | 136 | 23 | 46 | 58 | 93 | 58 | 59 | 42 | 31 | 57 |
| $h_A$ mm | 9 | 39 | 32 | 46 | 72 | 22 | 12 | 9 | 9 | 11 | 9 | 11 | 12 | 17 |

| | 1968/1999 | | 1969/2000 | | | | | | | | 32 Jahre | | | |
|---|---|---|---|---|---|---|---|---|---|---|---|---|---|---|
| Jahr | 1976 | 1969 | 1970 | 1996 | 1972 | 1974 | 1971 | 1989 | 1976 | 1992 | 1976 | 1992 | 1976 | 1969 |
| NQ | 0.550 | 0.790 | 0.840 | 1.05 | 0.990 | 0.970 | 0.630 | 0.458 | 0.260 | 0.192 | 0.320 | 0.416 | 0.550 | 0.790 |
| MNQ | 1.28 | 1.61 | 1.84 | 1.84 | 1.88 | 1.57 | 1.05 | 0.809 | 0.685 | 0.638 | 0.721 | 0.951 | 1.26 | 1.61 |
| MQ | 2.47 | 3.24 | 3.67 | 3.39 | 3.49 | 2.65 | 1.65 | 1.36 | 1.20 | 1.05 | 1.19 | 1.50 | 2.43 | 3.23 |
| MHQ | 5.41 | 7.03 | 7.99 | 7.48 | 8.01 | 5.37 | 3.33 | 3.15 | 2.96 | 2.58 | 2.47 | 3.45 | 5.30 | 7.02 |
| HQ | 13.1 | 16.2 | 16.2 | 17.1 | 23.3 | 12.2 | 7.74 | 8.41 | 11.1 | 9.31 | 7.36 | 13.0 | 13.1 | 16.2 |
| Jahr | 1987 | 1986 | 1987 | 1987 | 1979 | 1994 | 1979 | 1971 | 1993 | 1989 | 1978 | 1998 | 1987 | 1986 |
| $Mh_N$ mm | 69 | 70 | 66 | 47 | 58 | 50 | 56 | 76 | 74 | 65 | 63 | 63 | 68 | 71 |
| $Mh_A$ mm | 26 | 35 | 40 | 34 | 38 | 28 | 18 | 14 | 13 | 11 | 12 | 16 | 25 | 35 |

| | Abflußjahr (*) 2000 Jahr | Datum | Winter | Sommer | Kalenderjahr 2000 Jahr | Datum |
|---|---|---|---|---|---|---|
| NQ $m^3/s$ | 0.630 | am 05.07.2000 | 0.767 | 0.630 | 0.630 | am 05.07.2000 |
| MQ $m^3/s$ | 2.21 | | 3.47 | 0.959 | 2.06 | |
| HQ $m^3/s$ | 14.6 | am 10.03.2000 bei W= 211 cm | 14.6 | 2.07 | 14.6 | am 10.03.2000 bei W= 211 cm |
| Nq $l/(s km^2)$ | 2.54 | | 3.09 | 2.54 | 2.54 | |
| Mq $l/(s km^2)$ | 8.91 | | 14.0 | 3.87 | 8.31 | |
| Hq $l/(s km^2)$ | 58.9 | | 58.9 | 8.35 | 58.9 | |
| $h_N$ mm | 824 | | 468 | 356 | 744 | |
| $h_A$ mm | 282 | | 220 | 61 | 263 | |
| | 1969/2000 (*) 32 Jahre | | | | 1969/2000 | |
| NQ $m^3/s$ | 0.192 | am 10.08.1992 | 0.550 | 0.192 | 0.192 | am 10.08.1992 |
| MNQ $m^3/s$ | 0.518 | | 1.08 | 0.522 | 0.522 | |
| MQ $m^3/s$ | 2.23 | | 3.15 | 1.32 | 2.23 | |
| MHQ $m^3/s$ | 11.8 | | 11.7 | 5.53 | 12.2 | |
| HQ $m^3/s$ | 23.3 | am 05.03.1979 | 23.3 | 13.0 | 23.3 | am 05.03.1979 |
| $HQ_1$ $m^3/s$ | | | | | | |
| $HQ_5$ $m^3/s$ | | | | | | |
| MNq $l/(s km^2)$ | 2.09 | | 4.35 | 2.10 | 2.10 | |
| Mq $l/(s km^2)$ | 8.99 | | 12.7 | 5.32 | 8.99 | |
| MHq $l/(s km^2)$ | 47.6 | | 47.2 | 22.3 | 49.2 | |
| $Mh_N$ mm | 758 | | 359 | 398 | 758 | |
| $Mh_A$ mm | 284 | | 200 | 85 | 284 | |

## Extremwerte

| | Niedrigwasser $m^3/s$ | $l/(s km^2)$ | Datum | Hochwasser $m^3/s$ | $l/(s km^2)$ | cm | Datum |
|---|---|---|---|---|---|---|---|
| 1 | 0.192 | 0.774 | 10.08.1992 | 23.3 | 94.0 | 215 | 05.03.1979 |
| 2 | 0.260 | 1.05 | 14.07.1976 | 21.8 | 87.9 | 215 | 12.03.1981 |
| 3 | 0.308 | 1.24 | 03.08.1999 | 17.1 | 69.0 | 207 | 07.02.1987 |
| 4 | 0.330 | 1.33 | 15.08.1975 | 16.2 | 65.3 | 206 | 31.12.1986 |
| 5 | 0.331 | 1.33 | 02.09.1983 | 16.1 | 64.9 | 203 | 24.03.1983 |
| 6 | 0.354 | 1.43 | 12.08.1986 | 16.0 | 64.5 | 204 | 02.02.1983 |
| 7 | 0.370 | 1.49 | 11.08.1969 | 15.2 | 61.3 | 206 | 15.12.1993 |
| 8 | 0.372 | 1.50 | 23.08.1995 | 15.1 | 60.9 | 209 | 10.02.1980 |
| 9 | 0.390 | 1.57 | 10.07.1973 | 14.6 | 58.9 | 211 | 10.03.2000 |
| 10 | 0.398 | 1.60 | 11.08.1996 | 14.5 | 58.5 | 208 | 21.02.1999 |

## Dauertabelle

| Unterschreitungsdauer in Tagen | Unterschrittene Abflüsse $m^3/s$: Abfluß-jahr (*) 2000 | Kalender jahr 2000 | 1969/2000 32 Kalenderjahre: Obere Hüllwerte | Mittlere Werte | Untere Hüllwerte |
|---|---|---|---|---|---|
| (365) | 14.0 | 14.0 | | | |
| 364 | 12.9 | 12.9 | 21.3 | 12.4 | 5.38 |
| 363 | 10.8 | 10.8 | 18.3 | 10.9 | 4.87 |
| 362 | 10.4 | 10.4 | 14.4 | 9.69 | 4.67 |
| 361 | 9.48 | 9.48 | 13.6 | 9.09 | 4.48 |
| 360 | 8.88 | 8.88 | 13.1 | 8.74 | 4.36 |
| 359 | 8.78 | 8.78 | 12.6 | 8.31 | 4.32 |
| 358 | 8.71 | 8.71 | 12.2 | 8.07 | 4.27 |
| 357 | 8.08 | 8.08 | 11.6 | 7.80 | 4.14 |
| 356 | 7.97 | 7.97 | 11.3 | 7.61 | 4.13 |
| 350 | 7.24 | 7.10 | 9.85 | 6.47 | 3.22 |
| 340 | 5.89 | 5.23 | 8.20 | 5.39 | 2.75 |
| 330 | 4.98 | 4.62 | 7.45 | 4.67 | 2.48 |
| 320 | 4.48 | 4.03 | 6.40 | 4.13 | 2.25 |
| 300 | 3.77 | 3.11 | 4.83 | 3.34 | 1.89 |
| 270 | 2.71 | 2.30 | 4.14 | 2.63 | 1.61 |
| 240 | 2.14 | 1.77 | 3.53 | 2.20 | 1.39 |
| 210 | 1.35 | 1.30 | 3.03 | 1.89 | 1.20 |
| 183 | 1.10 | 1.16 | 2.61 | 1.67 | 1.00 |
| 150 | 1.01 | 1.10 | 2.14 | 1.41 | 0.780 |
| 130 | 0.975 | 1.03 | 1.95 | 1.27 | 0.740 |
| 120 | 0.965 | 0.998 | 1.88 | 1.21 | 0.690 |
| 110 | 0.950 | 0.981 | 1.81 | 1.14 | 0.640 |
| 100 | 0.930 | 0.965 | 1.75 | 1.09 | 0.600 |
| 90 | 0.906 | 0.949 | 1.71 | 1.03 | 0.510 |
| 80 | 0.886 | 0.925 | 1.65 | 0.964 | 0.470 |
| 70 | 0.870 | 0.906 | 1.59 | 0.901 | 0.450 |
| 60 | 0.832 | 0.882 | 1.53 | 0.838 | 0.420 |
| 50 | 0.819 | 0.853 | 1.46 | 0.781 | 0.390 |
| 40 | 0.810 | 0.820 | 1.31 | 0.721 | 0.370 |
| 30 | 0.790 | 0.798 | 1.22 | 0.642 | 0.340 |
| 25 | 0.770 | 0.773 | 1.17 | 0.601 | 0.330 |
| 20 | 0.760 | 0.760 | 1.13 | 0.557 | 0.320 |
| 15 | 0.736 | 0.736 | 1.11 | 0.518 | 0.300 |
| 10 | 0.706 | 0.706 | 1.07 | 0.463 | 0.300 |
| 9 | 0.700 | 0.700 | 1.07 | 0.451 | 0.290 |
| 8 | 0.695 | 0.695 | 1.05 | 0.441 | 0.281 |
| 7 | 0.673 | 0.673 | 1.05 | 0.432 | 0.274 |
| 6 | 0.673 | 0.673 | 1.05 | 0.421 | 0.273 |
| 5 | 0.673 | 0.673 | 1.03 | 0.401 | 0.264 |
| 4 | 0.663 | 0.663 | 0.960 | 0.380 | 0.240 |
| 3 | 0.657 | 0.657 | 0.900 | 0.361 | 0.226 |
| 2 | 0.647 | 0.647 | 0.850 | 0.340 | 0.205 |
| 1 | 0.642 | 0.642 | 0.840 | 0.311 | 0.199 |
| 0 | 0.630 | 0.630 | 0.828 | 0.192 | 0.192 |

(*) Abflußjahr: 1.11. des Vorjahres bis 31.10.

Repräsentativ für die Hydrologische Landschaft Wümmegeest

$A_{Eo}$ : 908 $km^2$

PNP : NN + 9.60 m

Lage: 44.0 km oberhalb der Mündung links

Q $m^3/s$

Pegel : Hellwege-Schleuse Nr. 4945108

Gewässer : Wümme

Gebiet : Lesum

## Tageswerte

| Tag | 1999 Nov | 1999 Dez | 2000 Jan | Feb | Mrz | Apr | Mai | Jun | Jul | Aug | Sep | Okt | Nov | Dez |
|---|---|---|---|---|---|---|---|---|---|---|---|---|---|---|
| 1. | 3.83 | 4.78 | 11.9 | 23.6 | 15.4 | 13.4 | 6.07 | 3.99 | 3.07 | 6.43 | 3.55 | 4.65 | 5.10 | 6.30 |
| 2. | 3.84 | 5.49 | 11.2 | 22.1 | 14.7 | 12.9 | 6.16 | 3.83 | 3.01 | 7.40 | 3.66 | 4.57 | 5.27 | 6.21 |
| 3. | 3.84 | 6.94 | 10.8 | 20.0 | 17.9 | 12.5 | 5.98 | 3.65 | 2.89 | 9.81 | 4.10 | 4.72 | 5.44 | 6.59 |
| 4. | 3.85 | 9.87 | 12.4 | 17.2 | 25.2 | 11.6 | 5.54 | 3.58 | 2.83 | 7.45 | 4.17 | 4.48 | 5.37 | 6.32 |
| 5. | 3.78 | 9.17 | 15.1 | 15.8 | 28.1 | 11.2 | 5.30 | 3.51 | 2.82 | 6.44 | 3.82 | 4.40 | 5.23 | 6.14 |
| 6. | 3.78 | 8.63 | 13.7 | 15.7 | 29.4 | 10.2 | 5.05 | 4.63 | 2.71 | 5.79 | 3.82 | 4.48 | 5.16 | 5.96 |
| 7. | 3.87 | 11.6 | 12.6 | 14.4 | 28.3 | 9.60 | 4.89 | 5.15 | 2.67 | 5.22 | 4.39 | 4.63 | 5.41 | 5.87 |
| 8. | 4.18 | 14.0 | 11.8 | 14.6 | 29.4 | 9.26 | 4.72 | 4.53 | 2.73 | 4.85 | 4.47 | 4.55 | 5.59 | 5.88 |
| 9. | 4.03 | 12.7 | 11.1 | 17.7 | 34.3 | 9.14 | 4.47 | 4.06 | 2.74 | 4.79 | 4.78 | 4.63 | 5.44 | 6.07 |
| 10. | 3.96 | 10.9 | 10.2 | 18.6 | 53.3 | 8.58 | 4.30 | 3.69 | 2.90 | 4.65 | 5.33 | 5.09 | 5.29 | 5.89 |
| 11. | 4.04 | 9.69 | 9.62 | 17.5 | 58.5 | 8.26 | 4.21 | 3.39 | 2.96 | 4.82 | 5.08 | 5.32 | 5.15 | 6.09 |
| 12. | 3.70 | 13.9 | 9.17 | 16.4 | 49.9 | 8.26 | 3.98 | 3.21 | 2.87 | 4.76 | 4.52 | 5.48 | 5.16 | 7.77 |
| 13. | 3.82 | 20.7 | 8.84 | 15.7 | 44.9 | 8.46 | 3.66 | 3.09 | 2.93 | 4.39 | 4.35 | 5.32 | 5.25 | 10.9 |
| 14. | 3.98 | 22.6 | 8.52 | 15.9 | 37.1 | 9.24 | 3.53 | 3.02 | 3.16 | 4.09 | 4.19 | 5.16 | 5.51 | 10.3 |
| 15. | 4.22 | 23.6 | 8.11 | 14.9 | 35.9 | 9.24 | 3.53 | 3.24 | 3.55 | 3.94 | 3.95 | 4.77 | 5.36 | 9.50 |
| 16. | 3.84 | 21.9 | 8.01 | 15.7 | 36.5 | 9.23 | 3.46 | 3.28 | 3.34 | 4.12 | 4.18 | 4.84 | 5.21 | 11.1 |
| 17. | 3.79 | 17.8 | 8.53 | 18.6 | 36.5 | 8.46 | 3.45 | 3.16 | 3.13 | 4.21 | 4.72 | 4.61 | 5.22 | 12.6 |
| 18. | 4.16 | 16.5 | 8.75 | 17.0 | 32.4 | 7.95 | 3.56 | 2.99 | 3.03 | 4.71 | 4.80 | 4.30 | 5.15 | 11.7 |
| 19. | 4.48 | 14.7 | 8.43 | 17.4 | 29.3 | 8.15 | 3.67 | 2.87 | 3.04 | 4.40 | 4.95 | 4.37 | 5.33 | 10.0 |
| 20. | 4.56 | 12.7 | 8.04 | 19.5 | 26.5 | 9.01 | 4.35 | 2.70 | 3.11 | 4.26 | 4.55 | 4.45 | 5.34 | 8.87 |
| 21. | 4.96 | 11.3 | 9.46 | 20.0 | 22.9 | 8.35 | 4.26 | 2.58 | 3.12 | 4.84 | 4.22 | 4.45 | 5.03 | 8.25 |
| 22. | 4.73 | 10.2 | 11.0 | 18.2 | 19.5 | 7.64 | 4.17 | 2.48 | 3.07 | 5.84 | 3.90 | 4.29 | 5.03 | 7.66 |
| 23. | 4.82 | 10.2 | 13.5 | 16.6 | 17.3 | 7.28 | 3.93 | 2.51 | 3.03 | 5.52 | 3.78 | 4.21 | 5.12 | 7.09 |
| 24. | 4.74 | 12.8 | 11.8 | 15.3 | 15.6 | 7.94 | 3.80 | 3.48 | 3.20 | 4.97 | 3.66 | 4.30 | 5.29 | 6.94 |
| 25. | 4.67 | 14.0 | 9.90 | 16.0 | 15.1 | 9.00 | 4.46 | 4.09 | 3.44 | 4.56 | 3.59 | 4.54 | 5.38 | 6.66 |
| 26. | 4.75 | 16.8 | 8.90 | 15.7 | 18.1 | 8.14 | 5.15 | 3.78 | 4.79 | 4.14 | 4.27 | 4.71 | 5.22 | 6.57 |
| 27. | 4.76 | 20.9 | 9.58 | 14.0 | 22.3 | 7.35 | 4.59 | 3.50 | 4.28 | 3.88 | 5.43 | 4.88 | 5.23 | 6.67 |
| 28. | 4.69 | 20.8 | 10.9 | 13.0 | 20.4 | 6.95 | 4.19 | 3.32 | 8.00 | 3.69 | 5.70 | 5.20 | 5.23 | 6.78 |
| 29. | 4.69 | 17.6 | 13.2 | 14.6 | 17.7 | 6.53 | 4.10 | 3.26 | 16.5 | 3.56 | 5.43 | 5.37 | 6.38 | 6.88 |
| 30. | 4.62 | 14.7 | 20.5 | | 15.8 | 6.16 | 4.56 | 3.19 | 10.7 | 3.62 | 5.04 | 5.23 | 6.66 | 6.79 |
| 31. | | 13.1 | 22.2 | | 14.4 | | 4.47 | | 7.74 | 3.55 | | 5.24 | | 6.80 |

## Hauptwerte

| | 1999 Nov | 1999 Dez | 2000 Jan | Feb | Mrz | Apr | Mai | Jun | Jul | Aug | Sep | Okt | Nov | Dez |
|---|---|---|---|---|---|---|---|---|---|---|---|---|---|---|
| Tag | 12. | 1. | 16. | 28. | 31. | 30. | 17. | 22. | 7. | 31. | 1. | 23. | 21.+ | 7. |
| NQ | 3.70 | 4.78 | 8.01 | 13.0 | 14.4 | 6.16 | 3.45 | 2.48 | 2.67 | 3.55 | 3.55 | 4.21 | 5.03 | 5.87 |
| MQ | 4.23 | 13.9 | 11.2 | 17.0 | 27.8 | 9.00 | 4.44 | 3.46 | 4.11 | 4.99 | 4.41 | 4.75 | 5.35 | 7.65 |
| HQ | 5.47 | 23.8 | 23.8 | 24.1 | 62.1 | 14.0 | 6.25 | 5.39 | 17.5 | 10.2 | 5.87 | 5.48 | 6.91 | 12.8 |
| Tag | 15. | 15. | 31. | 1. | 10. | 1. | 2. | 7. | 29. | 3. | 28. | 12. | 29. | 17. |
| $h_N$ mm | 28 | 134 | 64 | 74 | 132 | 28 | 42 | 59 | 106 | 60 | 66 | 44 | 31 | 58 |
| $h_A$ mm | 12 | 41 | 33 | 47 | 82 | 26 | 13 | 10 | 12 | 15 | 13 | 14 | 15 | 23 |
| | 1960/1999 | | 1961/2000 | | | | | | 40 Jahre | | | | | |
| Jahr | 1997 | 1997 | 1963 | 1963 | 1963 | 1974 | 1989 | 1992 | 1976 | 1992 | 1976 | 1997 | 1997 | 1997 |
| NQ | 2.40 | 3.47 | 3.50 | 3.10 | 3.00 | 3.64 | 2.14 | 1.86 | 1.03 | 0.864 | 1.40 | 1.90 | 2.40 | 3.47 |
| MNQ | 5.72 | 7.41 | 8.20 | 8.10 | 7.93 | 6.58 | 4.54 | 3.34 | 2.88 | 2.92 | 3.40 | 4.26 | 5.58 | 7.22 |
| MQ | 10.3 | 14.4 | 15.3 | 14.6 | 14.2 | 11.4 | 7.65 | 5.72 | 5.44 | 5.13 | 5.72 | 6.78 | 10.0 | 14.1 |
| MHQ | 21.0 | 29.0 | 32.1 | 30.3 | 30.3 | 22.0 | 15.7 | 12.3 | 12.9 | 12.2 | 12.1 | 14.5 | 20.5 | 28.1 |
| HQ | 76.0 | 74.8 | 87.8 | 90.5 | 123 | 76.1 | 51.2 | 26.8 | 38.6 | 48.9 | 50.6 | 78.8 | 76.0 | 74.8 |
| Jahr | 1998 | 1961 | 1994 | 1987 | 1979 | 1994 | 1965 | 1979 | 1962 | 1961 | 1968 | 1998 | 1998 | 1961 |
| $Mh_N$ mm | 67 | 73 | 64 | 46 | 57 | 51 | 63 | 73 | 75 | 72 | 65 | 60 | 65 | 72 |
| $Mh_A$ mm | 29 | 42 | 45 | 40 | 42 | 33 | 23 | 16 | 16 | 15 | 16 | 20 | 29 | 42 |

| | Abflußjahr (*) 2000 Jahr | Datum | Winter | Sommer | Kalenderjahr 2000 Jahr | Datum |
|---|---|---|---|---|---|---|
| NQ $m^3/s$ | 2.48 | am 22.06.2000 | 3.70 | 2.48 | 2.48 | am 22.06.2000 |
| MQ $m^3/s$ | 9.11 | | 13.9 | 4.36 | 8.67 | |
| HQ $m^3/s$ | 62.1 | am 10.03.2000 bei W= 272 cm | 62.1 | 17.5 | 62.1 | am 10.03.2000 bei W= 272 cm |
| Nq $l/(s km^2)$ | 2.73 | | 4.07 | 2.73 | 2.73 | |
| Mq $l/(s km^2)$ | 10.0 | | 15.3 | 4.80 | 9.55 | |
| Hq $l/(s km^2)$ | 68.4 | | 68.4 | 19.3 | 68.4 | |
| $h_N$ mm | 837 | | 460 | 377 | 764 | |
| $h_A$ mm | 317 | | 241 | 76 | 302 | |
| | 1961/2000 (*) 40 Jahre | | | | 1961/2000 | |
| NQ $m^3/s$ | 0.864 | am 10.08.1992 | 2.40 | 0.864 | 0.864 | am 10.08.1992 |
| MNQ $m^3/s$ | 2.30 | | 4.76 | 2.31 | 2.31 | |
| MQ $m^3/s$ | 9.70 | | 13.4 | 6.08 | 9.64 | |
| MHQ $m^3/s$ | 50.5 | | 48.8 | 24.4 | 52.4 | |
| HQ $m^3/s$ | 123 | am 05.03.1979 bei W= 260 cm | 123 | 78.8 | 123 | am 05.03.1979 bei W= 260 cm |
| $HQ_1$ $m^3/s$ | | | | | | |
| $HQ_5$ $m^3/s$ | | | | | | |
| MNq $l/(s km^2)$ | 2.53 | | 5.24 | 2.54 | 2.54 | |
| Mq $l/(s km^2)$ | 10.7 | | 14.8 | 6.70 | 10.6 | |
| MHq $l/(s km^2)$ | 55.6 | | 53.7 | 26.9 | 57.7 | |
| $Mh_N$ mm | 767 | | 358 | 409 | 764 | |
| $Mh_A$ mm | 338 | | 232 | 106 | 336 | |

## Extremwerte

| | Niedrigwasser $m^3/s$ | $l/(s km^2)$ | Datum | Hochwasser $m^3/s$ | $l/(s km^2)$ | cm | Datum |
|---|---|---|---|---|---|---|---|
| 1 | 0.864 | 0.952 | 10.08.1992 | 123 | 135 | 260 | 05.03.1979 |
| 2 | 1.01 | 1.11 | 27.08.1976 | 97.5 | 107 | 243 | 12.03.1981 |
| 3 | 1.26 | 1.39 | 10.08.1975 | 90.5 | 99.7 | 246 | 08.02.1987 |
| 4 | 1.36 | 1.50 | 13.07.1977 | 87.8 | 96.7 | 282 | 29.01.1994 |
| 5 | 1.45 | 1.60 | 09.07.1973 | 78.8 | 86.8 | 279 | 31.10.1998 |
| 6 | 1.50 | 1.65 | 24.08.1983 | 78.3 | 86.2 | 245 | 16.01.1968 |
| 7 | 1.50 | 1.65 | 19.09.1982 | 76.1 | 83.8 | 276 | 06.04.1994 |
| 8 | 1.60 | 1.76 | 21.07.1963 | 74.8 | 82.4 | 254 | 03.12.1961 |
| 9 | 1.68 | 1.85 | 23.08.1995 | 72.9 | 80.3 | 275 | 04.03.1999 |
| 10 | 1.69 | 1.86 | 12.08.1986 | 71.6 | 78.9 | 275 | 21.03.1994 |

## Dauertabelle

Unterschrittene Abflüsse $m^3/s$

| Unterschreitungsdauer in Tagen | Abflußjahr (*) 2000 | Kalenderjahr 2000 | 1961/2000 40 Kalenderjahre Obere Hüllwerte | Mittlere Werte | Untere Hüllwerte |
|---|---|---|---|---|---|
| (365) | 58.5 | 58.5 | | | |
| 364 | 53.3 | 53.3 | 109 | 53.0 | 17.2 |
| 363 | 49.9 | 49.9 | 102 | 45.6 | 17.1 |
| 362 | 44.9 | 44.9 | 76.5 | 40.6 | 17.1 |
| 361 | 37.1 | 37.1 | 65.4 | 37.5 | 17.1 |
| 360 | 37.1 | 37.1 | 60.1 | 35.8 | 16.9 |
| 359 | 37.1 | 37.1 | 56.5 | 34.1 | 16.8 |
| 358 | 35.9 | 35.9 | 56.5 | 32.7 | 16.3 |
| 357 | 34.3 | 34.3 | 56.5 | 31.4 | 16.1 |
| 356 | 32.4 | 32.4 | 56.5 | 30.4 | 16.0 |
| 350 | 26.5 | 26.5 | 38.6 | 26.0 | 12.8 |
| 340 | 20.9 | 20.4 | 32.0 | 22.1 | 9.96 |
| 330 | 19.5 | 17.5 | 29.6 | 19.6 | 9.26 |
| 320 | 17.3 | 15.9 | 26.6 | 17.7 | 8.74 |
| 300 | 15.3 | 13.4 | 22.1 | 14.7 | 7.90 |
| 270 | 11.8 | 9.58 | 18.9 | 11.6 | 6.80 |
| 240 | 9.00 | 8.00 | 15.9 | 9.70 | 5.99 |
| 210 | 6.53 | 6.21 | 12.4 | 8.28 | 5.16 |
| 183 | 5.16 | 5.36 | 11.0 | 7.32 | 4.17 |
| 150 | 4.67 | 5.04 | 9.66 | 6.31 | 3.44 |
| 130 | 4.52 | 4.72 | 9.08 | 5.67 | 3.05 |
| 120 | 4.40 | 4.57 | 8.75 | 5.39 | 2.93 |
| 110 | 4.27 | 4.48 | 8.53 | 5.10 | 2.82 |
| 100 | 4.19 | 4.37 | 8.09 | 4.83 | 2.72 |
| 90 | 4.06 | 4.22 | 7.87 | 4.61 | 2.54 |
| 80 | 3.90 | 4.12 | 7.54 | 4.35 | 2.31 |
| 70 | 3.83 | 3.93 | 7.10 | 4.09 | 2.20 |
| 60 | 3.70 | 3.78 | 6.80 | 3.82 | 2.11 |
| 50 | 3.58 | 3.58 | 6.40 | 3.51 | 2.02 |
| 40 | 3.45 | 3.45 | 6.07 | 3.19 | 1.79 |
| 30 | 3.19 | 3.19 | 5.58 | 2.89 | 1.64 |
| 25 | 3.11 | 3.11 | 5.35 | 2.72 | 1.60 |
| 20 | 3.04 | 3.04 | 4.84 | 2.54 | 1.54 |
| 15 | 2.96 | 2.96 | 4.74 | 2.35 | 1.42 |
| 10 | 2.89 | 2.89 | 4.65 | 2.11 | 1.32 |
| 9 | 2.83 | 2.83 | 4.56 | 2.07 | 1.31 |
| 8 | 2.82 | 2.82 | 4.56 | 2.03 | 1.20 |
| 7 | 2.74 | 2.74 | 4.56 | 1.99 | 1.16 |
| 6 | 2.73 | 2.73 | 4.18 | 1.94 | 1.06 |
| 5 | 2.71 | 2.71 | 4.18 | 1.91 | 1.02 |
| 4 | 2.70 | 2.70 | 4.18 | 1.85 | 0.983 |
| 3 | 2.67 | 2.67 | 4.18 | 1.74 | 0.940 |
| 2 | 2.58 | 2.58 | 4.01 | 1.63 | 0.912 |
| 1 | 2.51 | 2.51 | 3.92 | 1.46 | 0.897 |
| 0 | 2.48 | 2.48 | 3.76 | 0.864 | 0.864 |

(*) Abflußjahr: 1.11. des Vorjahres bis 31.10.

Repräsentativ für die Hydrologische Landschaft Wümmegeest

$A_{Eo}$ : 149 $km^2$

PNP : NN + 20.82 m

Lage: 3.1 km oberhalb der Mündung links

Q $m^3/s$

Pegel : Worth Nr. 4944120

Gewässer : Wiedau

Gebiet : Lesum

## Tageswerte

| Tag | 1999 Nov | 1999 Dez | 2000 Jan | Feb | Mrz | Apr | Mai | Jun | Jul | Aug | Sep | Okt | Nov | Dez |
|---|---|---|---|---|---|---|---|---|---|---|---|---|---|---|
| 1. | 0.733 | 0.930 | 2.12 | 3.92 | 2.81 | 2.04 | 0.862 | 0.608 | 0.458 | 1.08 | 0.478 | 0.786 | 0.934 | 1.22 |
| 2. | 0.705 | 1.20 | 2.04 | 3.39 | 2.61 | 1.95 | 0.929 | 0.575 | 0.453 | 2.06 | 0.561 | 0.783 | 1.03 | 1.30 |
| 3. | 0.676 | 1.98 | 1.93 | 2.96 | 4.75 | 1.81 | 0.891 | 0.513 | 0.447 | 2.15 | 0.713 | 0.810 | 1.04 | 1.30 |
| 4. | 0.648 | 2.76 | 2.69 | 2.45 | 7.40 | 1.68 | 0.818 | 0.510 | 0.450 | 1.37 | 0.710 | 0.807 | 1.02 | 1.21 |
| 5. | 0.647 | 2.05 | 3.03 | 2.80 | 5.26 | 1.55 | 0.746 | 0.508 | 0.453 | 1.09 | 0.613 | 0.745 | 0.964 | 1.19 |
| 6. | 0.647 | 2.06 | 2.59 | 2.52 | 4.86 | 1.40 | 0.708 | 0.885 | 0.455 | 0.932 | 0.611 | 0.801 | 0.909 | 1.16 |
| 7. | 0.646 | 3.25 | 2.38 | 2.37 | 5.08 | 1.35 | 0.640 | 0.910 | 0.458 | 0.841 | 0.702 | 0.828 | 0.978 | 1.13 |
| 8. | 0.730 | 3.56 | 2.18 | 2.50 | 6.71 | 1.34 | 0.605 | 0.774 | 0.461 | 0.750 | 0.762 | 0.795 | 1.05 | 1.14 |
| 9. | 0.701 | 2.63 | 2.10 | 3.08 | 9.43 | 1.33 | 0.603 | 0.671 | 0.463 | 0.752 | 0.884 | 0.822 | 0.993 | 1.15 |
| 10. | 0.785 | 2.19 | 1.94 | 2.89 | 11.6 | 1.25 | 0.568 | 0.665 | 0.466 | 0.754 | 1.01 | 0.909 | 1.00 | 1.11 |
| 11. | 0.757 | 1.93 | 1.84 | 2.87 | 7.80 | 1.24 | 0.566 | 0.627 | 0.469 | 0.849 | 0.909 | 0.997 | 0.977 | 1.25 |
| 12. | 0.728 | 3.80 | 1.77 | 2.36 | 7.06 | 1.27 | 0.564 | 0.622 | 0.471 | 0.789 | 0.813 | 1.05 | 0.921 | 1.95 |
| 13. | 0.700 | 5.69 | 1.74 | 2.40 | 5.94 | 1.30 | 0.561 | 0.584 | 0.474 | 0.666 | 0.748 | 0.930 | 0.928 | 2.56 |
| 14. | 0.727 | 5.26 | 1.72 | 2.39 | 5.69 | 1.51 | 0.559 | 0.579 | 0.502 | 0.574 | 0.714 | 0.896 | 0.999 | 2.17 |
| 15. | 0.699 | 5.33 | 1.65 | 2.29 | 7.39 | 1.47 | 0.557 | 0.545 | 0.563 | 0.638 | 0.650 | 0.863 | 0.974 | 1.91 |
| 16. | 0.642 | 3.39 | 1.66 | 2.53 | 6.70 | 1.43 | 0.523 | 0.540 | 0.508 | 0.640 | 0.739 | 0.860 | 0.950 | 2.66 |
| 17. | 0.642 | 2.62 | 1.84 | 2.86 | 5.05 | 1.32 | 0.520 | 0.507 | 0.485 | 0.642 | 0.828 | 0.767 | 0.957 | 2.66 |
| 18. | 0.697 | 3.02 | 1.86 | 2.56 | 4.39 | 1.25 | 0.518 | 0.502 | 0.488 | 0.643 | 0.887 | 0.735 | 0.964 | 2.17 |
| 19. | 0.814 | 2.55 | 1.64 | 3.37 | 4.19 | 1.35 | 0.547 | 0.497 | 0.490 | 0.582 | 0.915 | 0.732 | 0.971 | 1.79 |
| 20. | 1.02 | 2.15 | 1.56 | 4.15 | 3.59 | 1.45 | 0.576 | 0.491 | 0.493 | 0.584 | 0.789 | 0.729 | 0.978 | 1.55 |
| 21. | 1.05 | 1.99 | 1.55 | 3.02 | 3.21 | 1.28 | 0.574 | 0.486 | 0.496 | 0.901 | 0.695 | 0.726 | 0.953 | 1.43 |
| 22. | 0.958 | 1.80 | 1.54 | 2.63 | 2.92 | 1.14 | 0.540 | 0.481 | 0.499 | 1.03 | 0.662 | 0.695 | 0.960 | 1.30 |
| 23. | 0.901 | 1.94 | 2.01 | 2.42 | 2.64 | 1.06 | 0.538 | 0.476 | 0.527 | 0.873 | 0.599 | 0.664 | 0.934 | 1.23 |
| 24. | 0.957 | 2.53 | 2.13 | 2.44 | 2.40 | 1.30 | 0.536 | 0.582 | 0.530 | 0.749 | 0.566 | 0.727 | 1.01 | 1.13 |
| 25. | 0.933 | 2.91 | 1.74 | 2.86 | 2.44 | 1.36 | 0.925 | 0.635 | 1.05 | 0.655 | 0.564 | 0.763 | 1.01 | 1.10 |
| 26. | 0.955 | 3.65 | 1.57 | 2.60 | 3.83 | 1.19 | 0.888 | 0.570 | 1.02 | 0.594 | 0.862 | 0.770 | 1.02 | 1.10 |
| 27. | 0.932 | 5.24 | 1.56 | 2.26 | 4.20 | 1.02 | 0.718 | 0.534 | 0.872 | 0.510 | 1.21 | 0.837 | 0.995 | 1.17 |
| 28. | 0.898 | 3.83 | 1.55 | 2.15 | 3.12 | 0.977 | 0.649 | 0.474 | 3.27 | 0.483 | 1.25 | 0.935 | 1.04 | 1.17 |
| 29. | 0.898 | 2.97 | 3.06 | 2.74 | 2.61 | 0.903 | 0.679 | 0.469 | 4.27 | 0.484 | 1.04 | 1.00 | 1.42 | 1.21 |
| 30. | 0.831 | 2.48 | 5.99 | | 2.38 | 0.829 | 0.875 | 0.463 | 2.05 | 0.482 | 0.911 | 0.950 | 1.31 | 1.21 |
| 31. | | 2.28 | 5.03 | | 2.19 | | 0.740 | | 1.48 | 0.480 | | 1.02 | | 1.17 |

## Hauptwerte

| | 1999 Nov | 1999 Dez | 2000 Jan | Feb | Mrz | Apr | Mai | Jun | Jul | Aug | Sep | Okt | Nov | Dez |
|---|---|---|---|---|---|---|---|---|---|---|---|---|---|---|
| Tag | 16.+ | 1. | 22. | 28. | 31. | 30. | 18. | 30. | 3. | 31. | 1. | 23. | 6. | 25.+ |
| NQ | 0.642 | 0.930 | 1.54 | 2.15 | 2.19 | 0.829 | 0.518 | 0.463 | 0.447 | 0.480 | 0.478 | 0.664 | 0.909 | 1.10 |
| MQ | 0.789 | 2.90 | 2.19 | 2.75 | 4.85 | 1.34 | 0.662 | 0.576 | 0.825 | 0.827 | 0.780 | 0.830 | 1.01 | 1.48 |
| HQ | 1.08 | 6.25 | 6.77 | 4.53 | 12.5 | 2.09 | 1.09 | 1.01 | 6.22 | 2.65 | 1.29 | 1.09 | 1.46 | 2.94 |
| Tag | 20. | 13. | 30. | 1. | 10. | 1. | 25. | 6. | 28. | 2. | 28. | 11. | 29. | 17. |
| $h_N$ mm | 30 | 134 | 66 | 74 | 131 | 25 | 41 | 59 | 105 | 56 | 70 | 43 | 32 | 58 |
| $h_A$ mm | 14 | 52 | 39 | 46 | 87 | 23 | 12 | 10 | 15 | 15 | 14 | 15 | 18 | 27 |
| | 1982/1999 | | 1983/2000 18 Jahre | | | | | | | | | | | |
| Jahr | 1997 | 1996 | 1996 | 1996 | 1996 | 1996 | 1985 | 1985 | 1992 | 1996+ | 1983+ | 1996 | 1997 | 1996 |
| NQ | 0.524 | 0.663 | 0.544 | 0.648 | 0.680 | 0.467 | 0.242 | 0.150 | 0.161 | 0.160 | 0.181 | 0.226 | 0.524 | 0.663 |
| MNQ | 0.843 | 0.987 | 1.28 | 1.27 | 1.23 | 0.877 | 0.598 | 0.440 | 0.337 | 0.334 | 0.461 | 0.603 | 0.848 | 0.988 |
| MQ | 1.62 | 2.34 | 2.79 | 2.39 | 2.41 | 1.59 | 0.998 | 0.862 | 0.700 | 0.655 | 0.841 | 1.07 | 1.61 | 2.30 |
| MHQ | 4.77 | 6.76 | 6.88 | 6.83 | 6.68 | 4.46 | 2.68 | 2.98 | 3.18 | 2.42 | 2.21 | 3.33 | 4.61 | 6.58 |
| HQ | 11.7 | 12.5 | 14.5 | 12.5 | 12.6 | 14.0 | 5.85 | 8.24 | 8.64 | 12.3 | 6.69 | 14.3 | 11.7 | 12.5 |
| Jahr | 1990 | 1993 | 1994 | 1995 | 1994 | 1994 | 1987 | 1988 | 1993 | 1989 | 1995 | 1998 | 1990 | 1993 |
| $Mh_N$ mm | 65 | 79 | 72 | 52 | 65 | 48 | 58 | 71 | 74 | 68 | 67 | 66 | 64 | 78 |
| $Mh_A$ mm | 28 | 42 | 50 | 40 | 43 | 28 | 18 | 15 | 13 | 12 | 15 | 19 | 28 | 41 |

| | Abflußjahr (*) 2000 Jahr | Datum | Winter | Sommer | Kalenderjahr 2000 Jahr | Datum |
|---|---|---|---|---|---|---|
| NQ $m^3/s$ | 0.447 | am 03.07.2000 | 0.642 | 0.447 | 0.447 | am 03.07.2000 |
| MQ $m^3/s$ | 1.61 | | 2.48 | 0.751 | 1.51 | |
| HQ $m^3/s$ | 12.5 | am 10.03.2000 bei W= 178 cm | 12.5 | 6.22 | 12.5 | am 10.03.2000 bei W= 178 cm |
| Nq $l/(s km^2)$ | 3.00 | | 4.31 | 3.00 | 3.00 | |
| Mq $l/(s km^2)$ | 10.8 | | 16.6 | 5.04 | 10.1 | |
| Hq $l/(s km^2)$ | 83.9 | | 83.9 | 41.7 | 83.9 | |
| $h_N$ mm | 834 | | 460 | 374 | 760 | |
| $h_A$ mm | 342 | | 262 | 80 | 320 | |
| | 1983/2000 (*) 18 Jahre | | | | 1983/2000 | |
| NQ $m^3/s$ | 0.150 | am 05.06.1985 | 0.467 | 0.150 | 0.150 | am 05.06.1985 |
| MNQ $m^3/s$ | 0.273 | | 0.722 | 0.273 | 0.273 | |
| MQ $m^3/s$ | 1.52 | | 2.19 | 0.854 | 1.51 | |
| MHQ $m^3/s$ | 10.5 | | 9.84 | 6.12 | 10.7 | |
| HQ $m^3/s$ | 14.5 | am 28.01.1994 bei W= 187 cm | 14.5 | 14.3 | 14.5 | am 28.01.1994 bei W= 187 cm |
| $HQ_1$ $m^3/s$ | | | | | | |
| $HQ_5$ $m^3/s$ | | | | | | |
| MNq $l/(s km^2)$ | 1.83 | | 4.85 | 1.83 | 1.83 | |
| Mq $l/(s km^2)$ | 10.2 | | 14.7 | 5.73 | 10.1 | |
| MHq $l/(s km^2)$ | 70.5 | | 66.0 | 41.1 | 71.8 | |
| $Mh_N$ mm | 785 | | 381 | 404 | 783 | |
| $Mh_A$ mm | 323 | | 231 | 91 | 320 | |

## Extremwerte

| | Niedrigwasser $m^3/s$ | $l/(s km^2)$ | Datum | Hochwasser $m^3/s$ | $l/(s km^2)$ | cm | Datum |
|---|---|---|---|---|---|---|---|
| 1 | 0.150 | 1.01 | 05.06.1985 | 14.5 | 97.3 | 187 | 28.01.1994 |
| 2 | 0.160 | 1.07 | 04.08.1999 | 14.3 | 96.0 | 185 | 29.10.1998 |
| 3 | 0.160 | 1.07 | 21.08.1996 | 14.0 | 94.0 | 179 | 06.04.1994 |
| 4 | 0.161 | 1.08 | 09.07.1992 | 12.6 | 84.6 | 172 | 20.03.1994 |
| 5 | 0.181 | 1.21 | 03.09.1983 | 12.5 | 83.9 | 178 | 10.03.2000 |
| 6 | 0.189 | 1.27 | 13.07.1997 | 12.5 | 83.9 | 173 | 09.02.1995 |
| 7 | 0.216 | 1.45 | 20.07.1985 | 12.5 | 83.9 | 173 | 14.12.1993 |
| 8 | 0.228 | 1.53 | 28.06.1989 | 12.4 | 83.2 | 181 | 07.02.1987 |
| 9 | 0.235 | 1.58 | 05.08.1990 | 12.3 | 82.6 | 180 | 29.08.1989 |
| 10 | 0.242 | 1.62 | 25.07.1994 | 11.9 | 79.9 | 180 | 30.12.1986 |

## Dauertabelle

| Unterschreitungsdauer in Tagen | Unterschrittene Abflüsse $m^3/s$: Abfluß-jahr (*) 2000 | Kalenderjahr 2000 | 1983/2000 18 Kalenderjahre Obere Hüllwerte | Mittlere Werte | Untere Hüllwerte |
|---|---|---|---|---|---|
| (365) | 11.6 | 11.6 | | | |
| 364 | 9.43 | 9.43 | 13.3 | 9.32 | 5.04 |
| 363 | 7.80 | 7.80 | 13.0 | 8.41 | 4.90 |
| 362 | 7.40 | 7.40 | 10.5 | 7.82 | 4.69 |
| 361 | 7.39 | 7.39 | 10.1 | 7.39 | 4.32 |
| 360 | 7.06 | 7.06 | 9.62 | 6.93 | 3.60 |
| 359 | 6.71 | 6.71 | 8.81 | 6.57 | 3.38 |
| 358 | 6.70 | 6.70 | 8.56 | 6.21 | 3.01 |
| 357 | 5.99 | 5.99 | 8.55 | 5.87 | 2.85 |
| 356 | 5.94 | 5.94 | 8.41 | 5.64 | 2.56 |
| 350 | 5.24 | 4.86 | 7.77 | 4.78 | 2.08 |
| 340 | 4.15 | 3.39 | 5.45 | 3.80 | 1.65 |
| 330 | 3.37 | 2.92 | 4.81 | 3.20 | 1.49 |
| 320 | 2.97 | 2.69 | 4.20 | 2.77 | 1.40 |
| 300 | 2.59 | 2.39 | 3.22 | 2.26 | 1.18 |
| 270 | 2.10 | 1.77 | 2.49 | 1.75 | 0.933 |
| 240 | 1.57 | 1.31 | 2.08 | 1.45 | 0.842 |
| 210 | 1.09 | 1.11 | 1.72 | 1.24 | 0.753 |
| 183 | 0.925 | 0.993 | 1.53 | 1.08 | 0.662 |
| 150 | 0.814 | 0.888 | 1.34 | 0.921 | 0.555 |
| 130 | 0.749 | 0.810 | 1.25 | 0.827 | 0.502 |
| 120 | 0.729 | 0.767 | 1.20 | 0.783 | 0.419 |
| 110 | 0.705 | 0.740 | 1.17 | 0.742 | 0.388 |
| 100 | 0.671 | 0.710 | 1.13 | 0.696 | 0.360 |
| 90 | 0.648 | 0.662 | 1.10 | 0.650 | 0.330 |
| 80 | 0.627 | 0.627 | 1.07 | 0.608 | 0.310 |
| 70 | 0.594 | 0.594 | 1.02 | 0.565 | 0.282 |
| 60 | 0.568 | 0.568 | 0.953 | 0.521 | 0.256 |
| 50 | 0.545 | 0.545 | 0.928 | 0.472 | 0.243 |
| 40 | 0.518 | 0.518 | 0.834 | 0.428 | 0.226 |
| 30 | 0.497 | 0.497 | 0.770 | 0.378 | 0.208 |
| 25 | 0.488 | 0.488 | 0.694 | 0.349 | 0.200 |
| 20 | 0.482 | 0.482 | 0.661 | 0.321 | 0.195 |
| 15 | 0.476 | 0.476 | 0.620 | 0.291 | 0.183 |
| 10 | 0.466 | 0.466 | 0.564 | 0.253 | 0.181 |
| 9 | 0.466 | 0.466 | 0.552 | 0.247 | 0.176 |
| 8 | 0.466 | 0.466 | 0.532 | 0.243 | 0.174 |
| 7 | 0.461 | 0.461 | 0.529 | 0.235 | 0.173 |
| 6 | 0.461 | 0.461 | 0.528 | 0.228 | 0.171 |
| 5 | 0.461 | 0.461 | 0.527 | 0.218 | 0.166 |
| 4 | 0.455 | 0.455 | 0.524 | 0.204 | 0.166 |
| 3 | 0.455 | 0.455 | 0.503 | 0.192 | 0.165 |
| 2 | 0.455 | 0.455 | 0.497 | 0.181 | 0.164 |
| 1 | 0.450 | 0.450 | 0.495 | 0.167 | 0.162 |
| 0 | 0.447 | 0.447 | 0.466 | 0.150 | 0.150 |

(*) Abflußjahr: 1.11. des Vorjahres bis 31.10.
Repräsentativ für die Hydrologische Landschaft Wümmegeest

$A_{Eo}$ : 179 $km^2$

PNP : NN + 40.48 m

Lage: 139.7 km oberhalb der Mündung links

Q

$m^3/s$

Pegel : Bohmte Nr. 4961112

Gewässer : Hunte

Gebiet : Hunte

## Tageswerte

| Tag | 1999 Nov | 1999 Dez | 2000 Jan | Feb | Mrz | Apr | Mai | Jun | Jul | Aug | Sep | Okt | Nov | Dez |
|---|---|---|---|---|---|---|---|---|---|---|---|---|---|---|
| 1. | 0.330 | 0.511 | 1.66 | 4.67 | 4.02 | 2.27 | 0.909 | 0.467 | 0.244 | 0.425 | 0.364 | 0.348 | 0.458 | 0.652 |
| 2. | 0.348 | 0.494 | 1.62 | 3.89 | 3.76 | 2.15 | 0.871 | 0.459 | 0.240 | 0.738 | 0.424 | 0.366 | 0.472 | 0.720 |
| 3. | 0.290 | 0.573 | 1.55 | 3.33 | 6.10 | 2.04 | 0.834 | 0.441 | 0.240 | 0.717 | 0.483 | 0.366 | 0.476 | 0.657 |
| 4. | 0.308 | 0.674 | 2.13 | 2.68 | 6.50 | 1.93 | 0.798 | 0.461 | 0.256 | 0.503 | 0.482 | 0.334 | 0.460 | 0.711 |
| 5. | 0.296 | 0.602 | 3.39 | 2.58 | 4.50 | 1.81 | 0.746 | 0.473 | 0.918 | 0.454 | 0.430 | 0.335 | 0.434 | 0.676 |
| 6. | 0.314 | 0.623 | 2.57 | 2.44 | 3.65 | 1.59 | 0.699 | 1.01 | 1.05 | 0.407 | 0.404 | 0.369 | 0.437 | 0.686 |
| 7. | 0.332 | 0.878 | 2.11 | 2.38 | 3.21 | 1.54 | 0.639 | 0.842 | 0.534 | 0.406 | 0.570 | 0.369 | 0.462 | 0.711 |
| 8. | 0.319 | 1.89 | 1.87 | 2.62 | 3.67 | 1.46 | 0.639 | 0.700 | 0.430 | 0.451 | 0.559 | 0.337 | 0.445 | 0.737 |
| 9. | 0.322 | 1.43 | 1.70 | 3.45 | 7.09 | 1.47 | 0.638 | 0.584 | 0.352 | 0.459 | 0.472 | 0.406 | 0.455 | 0.731 |
| 10. | 0.296 | 1.19 | 1.52 | 3.09 | 6.77 | 1.40 | 0.603 | 0.500 | 0.364 | 0.439 | 0.486 | 0.363 | 0.444 | 0.773 |
| 11. | 0.285 | 1.18 | 1.44 | 3.20 | 6.05 | 1.38 | 0.568 | 0.422 | 0.342 | 0.429 | 0.444 | 0.420 | 0.425 | 1.02 |
| 12. | 0.273 | 2.93 | 1.40 | 2.70 | 5.02 | 1.38 | 0.561 | 0.425 | 0.354 | 0.428 | 0.445 | 0.405 | 0.434 | 1.20 |
| 13. | 0.296 | 3.75 | 1.35 | 3.53 | 4.05 | 1.36 | 0.553 | 0.405 | 0.324 | 0.389 | 0.420 | 0.384 | 0.662 | 1.27 |
| 14. | 0.301 | 3.34 | 1.30 | 3.72 | 3.88 | 1.55 | 0.533 | 0.408 | 0.354 | 0.389 | 0.403 | 0.379 | 0.601 | 1.41 |
| 15. | 0.307 | 3.22 | 1.20 | 3.26 | 4.60 | 1.50 | 0.526 | 0.432 | 0.435 | 0.371 | 0.412 | 0.383 | 0.551 | 1.39 |
| 16. | 0.312 | 2.02 | 1.16 | 3.42 | 4.09 | 1.41 | 0.519 | 0.423 | 0.396 | 0.379 | 0.404 | 0.369 | 0.550 | 1.46 |
| 17. | 0.318 | 1.72 | 1.30 | 3.68 | 3.49 | 1.31 | 0.563 | 0.362 | 0.373 | 0.441 | 0.450 | 0.364 | 0.549 | 1.20 |
| 18. | 0.399 | 2.08 | 1.34 | 3.68 | 3.44 | 1.19 | 0.567 | 0.341 | 0.325 | 0.440 | 0.442 | 0.350 | 0.535 | 1.11 |
| 19. | 0.475 | 1.64 | 1.26 | 3.92 | 3.20 | 1.15 | 0.559 | 0.333 | 0.321 | 0.412 | 0.425 | 0.353 | 0.545 | 0.986 |
| 20. | 0.452 | 1.44 | 1.22 | 3.53 | 2.89 | 1.11 | 0.587 | 0.337 | 0.276 | 0.475 | 0.417 | 0.357 | 0.530 | 0.950 |
| 21. | 0.479 | 1.33 | 1.46 | 2.91 | 2.65 | 1.04 | 0.555 | 0.318 | 0.225 | 0.486 | 0.381 | 0.361 | 0.553 | 0.922 |
| 22. | 0.499 | 1.24 | 2.02 | 2.66 | 2.45 | 0.960 | 0.582 | 0.316 | 0.208 | 0.472 | 0.366 | 0.355 | 0.550 | 0.894 |
| 23. | 0.629 | 1.35 | 2.61 | 2.46 | 2.29 | 0.964 | 0.573 | 0.361 | 0.224 | 0.484 | 0.359 | 0.329 | 0.599 | 0.901 |
| 24. | 0.610 | 1.71 | 1.95 | 2.46 | 2.20 | 1.15 | 0.579 | 0.390 | 0.219 | 0.470 | 0.359 | 0.408 | 0.635 | 0.889 |
| 25. | 0.547 | 2.43 | 1.59 | 4.07 | 2.29 | 1.08 | 0.823 | 0.463 | 0.238 | 0.442 | 0.377 | 0.403 | 0.606 | 0.914 |
| 26. | 0.555 | 2.96 | 1.48 | 4.23 | 3.96 | 0.957 | 0.705 | 0.371 | 0.335 | 0.396 | 0.413 | 0.406 | 0.564 | 0.903 |
| 27. | 0.504 | 4.22 | 1.58 | 3.37 | 3.89 | 0.981 | 0.581 | 0.317 | 0.265 | 0.377 | 0.396 | 0.420 | 0.612 | 0.909 |
| 28. | 0.512 | 3.30 | 1.53 | 2.95 | 3.17 | 0.942 | 0.558 | 0.317 | 0.292 | 0.394 | 0.387 | 0.495 | 0.650 | 0.953 |
| 29. | 0.474 | 2.38 | 3.23 | 2.99 | 2.97 | 0.863 | 0.535 | 0.308 | 0.367 | 0.428 | 0.388 | 0.475 | 0.702 | 0.923 |
| 30. | 0.504 | 2.06 | 8.70 | | 2.67 | 0.866 | 0.526 | 0.257 | 0.506 | 0.409 | 0.364 | 0.470 | 0.685 | 0.966 |
| 31. | | 1.83 | 6.40 | | 2.46 | | 0.485 | | 0.455 | 0.382 | | 0.496 | | 1.01 |

## Hauptwerte

| | | 1999 Nov | 1999 Dez | 2000 Jan | Feb | Mrz | Apr | Mai | Jun | Jul | Aug | Sep | Okt | Nov | Dez |
|---|---|---|---|---|---|---|---|---|---|---|---|---|---|---|---|
| Tag | | 12. | 2. | 16. | 7. | 24. | 29. | 31. | 30. | 22. | 15. | 23.+ | 23. | 11. | 1. |
| NQ | | 0.273 | 0.494 | 1.16 | 2.38 | 2.20 | 0.863 | 0.485 | 0.257 | 0.208 | 0.371 | 0.359 | 0.329 | 0.425 | 0.652 |
| MQ | | 0.396 | 1.84 | 2.12 | 3.24 | 3.90 | 1.36 | 0.626 | 0.441 | 0.370 | 0.448 | 0.424 | 0.386 | 0.536 | 0.943 |
| HQ | | 0.676 | 4.33 | 9.74 | 5.70 | 9.42 | 2.34 | 0.909 | 1.15 | 1.66 | 0.902 | 0.677 | 0.599 | 0.739 | 1.67 |
| Tag | | 23. | 13. | 30. | 1. | 9. | 1. | 1. | 6. | 5. | 2. | 7. | 30. | 13. | 15. |
| $h_N$ | mm | 34 | 129 | 68 | 82 | 98 | 37 | 41 | 63 | 119 | 64 | 56 | 47 | 30 | 48 |
| $h_A$ | mm | 6 | 28 | 32 | 45 | 58 | 20 | 9 | 6 | 6 | 7 | 6 | 6 | 8 | 14 |
| | | 1961/1999 | | 1962/2000 | | | | | | 39 Jahre | | | | | |
| Jahr | | 1971 | 1995 | 1996 | 1996 | 1963 | 1996 | 1977 | 1964 | 1976 | 1983 | 1967 | 1973 | 1971 | 1995 |
| NQ | | 0.190 | 0.213 | 0.196 | 0.172 | 0.320 | 0.335 | 0.169 | 0.130 | 0.047 | 0.054 | 0.056 | 0.078 | 0.190 | 0.213 |
| MNQ | | 0.616 | 0.942 | 1.28 | 1.29 | 1.24 | 0.964 | 0.623 | 0.440 | 0.329 | 0.282 | 0.302 | 0.440 | 0.599 | 0.923 |
| MQ | | 1.31 | 2.13 | 2.57 | 2.31 | 2.30 | 1.75 | 1.09 | 0.818 | 0.764 | 0.578 | 0.640 | 0.792 | 1.26 | 2.04 |
| MHQ | | 4.37 | 6.69 | 7.82 | 6.41 | 7.28 | 4.45 | 3.17 | 2.82 | 2.76 | 1.85 | 2.01 | 2.54 | 4.26 | 6.51 |
| HQ | | 15.3 | 22.0 | 26.1 | 22.1 | 17.9 | 14.3 | 14.6 | 16.1 | 15.0 | 8.02 | 11.8 | 18.5 | 15.3 | 22.0 |
| Jahr | | 1987 | 1986 | 1968 | 1966 | 1987 | 1969 | 1965+ | 1981 | 1981 | 1967 | 1967 | 1998 | 1987 | 1986 |
| $Mh_N$ | mm | 64 | 70 | 63 | 45 | 56 | 50 | 62 | 71 | 69 | 63 | 61 | 57 | 63 | 69 |
| $Mh_A$ | mm | 19 | 32 | 38 | 32 | 34 | 25 | 16 | 12 | 11 | 9 | 9 | 12 | 18 | 31 |

| | | Abflußjahr (*) 2000 Jahr | Datum | Winter | Sommer | Kalenderjahr 2000 Jahr | Datum |
|---|---|---|---|---|---|---|---|
| NQ | $m^3/s$ | 0.208 | am 22.07.2000 | 0.273 | 0.208 | 0.208 | am 22.07.2000 |
| MQ | $m^3/s$ | 1.29 | | 2.14 | 0.450 | 1.23 | |
| HQ | $m^3/s$ | 9.74 | am 30.01.2000 bei W= 268 cm | 9.74 | 1.66 | 9.74 | am 30.01.2000 bei W= 268 cm |
| Nq | $l/(s km^2)$ | 1.16 | | 1.53 | 1.16 | 1.16 | |
| Mq | $l/(s km^2)$ | 7.21 | | 12.0 | 2.51 | 6.87 | |
| Hq | $l/(s km^2)$ | 54.4 | | 54.4 | 9.27 | 54.4 | |
| $h_N$ | mm | 838 | | 448 | 390 | 753 | |
| $h_A$ | mm | 228 | | 188 | 40 | 217 | |
| | | 1962/2000 (*) 39 Jahre | | | | 1962/2000 | |
| NQ | $m^3/s$ | 0.047 | am 07.07.1976 | 0.172 | 0.047 | 0.047 | am 07.07.1976 |
| MNQ | $m^3/s$ | 0.180 | | 0.531 | 0.187 | 0.184 | |
| MQ | $m^3/s$ | 1.42 | | 2.06 | 0.782 | 1.41 | |
| MHQ | $m^3/s$ | 12.5 | | 12.0 | 5.68 | 12.5 | |
| HQ | $m^3/s$ | 26.1 | am 15.01.1968 | 26.1 | 18.5 | 26.1 | am 15.01.1968 |
| $HQ_1$ | $m^3/s$ | | | | | | |
| $HQ_5$ | $m^3/s$ | | | | | | |
| MNq | $l/(s km^2)$ | 1.01 | | 2.97 | 1.04 | 1.03 | |
| Mq | $l/(s km^2)$ | 7.93 | | 11.5 | 4.37 | 7.88 | |
| MHq | $l/(s km^2)$ | 69.8 | | 67.0 | 31.7 | 69.8 | |
| $Mh_N$ | mm | 732 | | 348 | 383 | 729 | |
| $Mh_A$ | mm | 251 | | 181 | 69 | 249 | |

## Extremwerte

| | Niedrigwasser $m^3/s$ | $l/(s km^2)$ | Datum | Hochwasser $m^3/s$ | $l/(s km^2)$ | cm | Datum |
|---|---|---|---|---|---|---|---|
| 1 | 0.047 | 0.263 | 09.07.1976 | 26.1 | 146 | 437 | 15.01.1968 |
| 2 | 0.054 | 0.302 | 20.08.1983 | 22.1 | 123 | 406 | 07.02.1966 |
| 3 | 0.056 | 0.313 | 09.09.1967 | 22.0 | 123 | 345 | 31.12.1986 |
| 4 | 0.060 | 0.335 | 30.07.1964 | 19.7 | 110 | 334 | 28.01.1994 |
| 5 | 0.063 | 0.352 | 26.07.1971 | 19.0 | 106 | 385 | 10.12.1965 |
| 6 | 0.072 | 0.402 | 16.09.1973 | 18.5 | 103 | 363 | 28.10.1998 |
| 7 | 0.079 | 0.441 | 18.08.1989 | 17.9 | 100 | 324 | 18.03.1987 |
| 8 | 0.088 | 0.492 | 10.08.1975 | 17.8 | 99.4 | 323 | 12.03.1981 |
| 9 | 0.090 | 0.503 | 15.08.1963 | 17.5 | 97.8 | | 23.02.1970 |
| 10 | 0.104 | 0.581 | 23.07.1991 | 16.9 | 94.4 | 324 | 04.03.1979 |

## Dauertabelle

Unterschrittene Abflüsse $m^3/s$

| Unterschreitungsdauer in Tagen | Abfluß-jahr (*) 2000 | Kalenderjahr 2000 | 1962/2000 39 Kalenderjahre Obere Hüllwerte | Mittlere Werte | Untere Hüllwerte |
|---|---|---|---|---|---|
| (365) | 8.70 | 8.70 | | | |
| 364 | 7.09 | 7.09 | 21.8 | 10.7 | 4.02 |
| 363 | 6.77 | 6.77 | 19.8 | 8.84 | 3.12 |
| 362 | 6.50 | 6.50 | 15.3 | 7.78 | 2.81 |
| 361 | 6.40 | 6.40 | 13.3 | 6.99 | 2.75 |
| 360 | 6.10 | 6.10 | 13.0 | 6.51 | 2.53 |
| 359 | 6.05 | 6.05 | 11.7 | 6.11 | 2.42 |
| 358 | 5.02 | 5.02 | 11.0 | 5.86 | 2.38 |
| 357 | 4.67 | 4.67 | 10.4 | 5.65 | 2.24 |
| 356 | 4.60 | 4.60 | 10.4 | 5.42 | 2.19 |
| 350 | 4.05 | 4.02 | 7.73 | 4.43 | 1.90 |
| 340 | 3.72 | 3.67 | 6.08 | 3.62 | 1.59 |
| 330 | 3.39 | 3.33 | 5.55 | 3.12 | 1.46 |
| 320 | 3.21 | 2.95 | 4.80 | 2.75 | 1.32 |
| 300 | 2.57 | 2.27 | 3.90 | 2.26 | 0.949 |
| 270 | 1.62 | 1.44 | 3.06 | 1.74 | 0.718 |
| 240 | 1.26 | 0.986 | 2.51 | 1.39 | 0.577 |
| 210 | 0.746 | 0.731 | 2.08 | 1.13 | 0.444 |
| 183 | 0.561 | 0.582 | 1.79 | 0.928 | 0.382 |
| 150 | 0.479 | 0.495 | 1.51 | 0.721 | 0.297 |
| 130 | 0.444 | 0.460 | 1.33 | 0.619 | 0.252 |
| 120 | 0.429 | 0.450 | 1.27 | 0.574 | 0.234 |
| 110 | 0.422 | 0.435 | 1.20 | 0.535 | 0.217 |
| 100 | 0.407 | 0.428 | 1.17 | 0.495 | 0.190 |
| 90 | 0.399 | 0.413 | 1.11 | 0.458 | 0.168 |
| 80 | 0.382 | 0.406 | 1.03 | 0.423 | 0.161 |
| 70 | 0.371 | 0.390 | 0.992 | 0.389 | 0.140 |
| 60 | 0.363 | 0.381 | 0.924 | 0.358 | 0.131 |
| 50 | 0.353 | 0.367 | 0.872 | 0.325 | 0.109 |
| 40 | 0.337 | 0.362 | 0.829 | 0.292 | 0.102 |
| 30 | 0.319 | 0.348 | 0.819 | 0.256 | 0.091 |
| 25 | 0.316 | 0.337 | 0.761 | 0.240 | 0.083 |
| 20 | 0.307 | 0.325 | 0.715 | 0.221 | 0.076 |
| 15 | 0.292 | 0.318 | 0.665 | 0.196 | 0.061 |
| 10 | 0.265 | 0.265 | 0.591 | 0.163 | 0.053 |
| 9 | 0.257 | 0.257 | 0.573 | 0.158 | 0.051 |
| 8 | 0.256 | 0.256 | 0.564 | 0.149 | 0.051 |
| 7 | 0.244 | 0.244 | 0.532 | 0.141 | 0.051 |
| 6 | 0.244 | 0.244 | 0.518 | 0.133 | 0.050 |
| 5 | 0.244 | 0.244 | 0.518 | 0.123 | 0.050 |
| 4 | 0.238 | 0.238 | 0.518 | 0.112 | 0.049 |
| 3 | 0.225 | 0.225 | 0.518 | 0.101 | 0.049 |
| 2 | 0.224 | 0.224 | 0.461 | 0.090 | 0.048 |
| 1 | 0.219 | 0.219 | 0.419 | 0.078 | 0.048 |
| 0 | 0.208 | 0.208 | 0.347 | 0.047 | 0.047 |

(*) Abflußjahr: 1.11. des Vorjahres bis 31.10.

Repräsentativ für die Hydrologische Landschaft Obere Hunte

$A_{Eo}$ : 772 $km^2$

PNP : NN + 29.95 m

Lage: 104.6 km oberhalb der Mündung links

Q

$m^3/s$

Pegel : Hoopen OP Nr. 4963101

Gewässer : Hunte

Gebiet : Hunte

## Tageswerte

| Tag | 1999 Nov | 1999 Dez | 2000 Jan | Feb | Mrz | Apr | Mai | Jun | Jul | Aug | Sep | Okt | Nov | Dez |
|---|---|---|---|---|---|---|---|---|---|---|---|---|---|---|
| 1. | 1.11 | 2.40 | 10.4 | 13.6 | 12.2 | 11.3 | 4.43 | 2.14 | 1.87 | 3.82 | 2.67 | 2.67 | 4.12 | 3.82 |
| 2. | 1.11 | 2.95 | 9.94 | 13.6 | 12.2 | 10.4 | 4.43 | 1.87 | 1.87 | 4.74 | 2.67 | 2.67 | 4.12 | 3.82 |
| 3. | 1.36 | 4.43 | 9.94 | 13.6 | 14.6 | 9.51 | 4.74 | 2.14 | 1.87 | 5.06 | 2.40 | 2.67 | 4.12 | 3.82 |
| 4. | 1.61 | 5.39 | 9.94 | 13.1 | 18.9 | 9.10 | 4.74 | 1.87 | 1.87 | 5.06 | 2.14 | 2.40 | 4.12 | 3.82 |
| 5. | 1.36 | 5.06 | 10.4 | 12.6 | 18.3 | 7.52 | 4.43 | 1.87 | 2.14 | 4.74 | 1.87 | 2.14 | 3.82 | 3.82 |
| 6. | 1.36 | 5.73 | 10.4 | 12.2 | 16.2 | 5.73 | 4.12 | 2.95 | 2.14 | 4.43 | 1.87 | 2.14 | 3.52 | 3.82 |
| 7. | 1.36 | 6.07 | 10.4 | 12.2 | 15.1 | 5.73 | 3.82 | 3.52 | 2.40 | 4.12 | 2.40 | 2.14 | 3.52 | 3.82 |
| 8. | 1.36 | 6.78 | 9.94 | 12.6 | 14.6 | 5.39 | 3.24 | 3.52 | 2.40 | 3.52 | 2.67 | 2.14 | 3.52 | 3.82 |
| 9. | 1.61 | 6.78 | 9.51 | 13.1 | 17.2 | 4.74 | 2.95 | 3.24 | 2.14 | 3.24 | 2.67 | 2.40 | 3.52 | 4.12 |
| 10. | 1.61 | 6.42 | 9.51 | 13.1 | 22.9 | 4.74 | 2.95 | 2.95 | 2.14 | 3.24 | 2.67 | 2.14 | 3.52 | 4.12 |
| 11. | 1.61 | 6.42 | 9.10 | 12.6 | 23.5 | 4.74 | 2.95 | 2.67 | 2.95 | 2.67 | 2.67 | 2.40 | 3.52 | 4.43 |
| 12. | 1.36 | 7.90 | 8.69 | 12.2 | 22.9 | 4.74 | 2.67 | 2.14 | 3.52 | 2.40 | 2.40 | 2.40 | 3.52 | 5.06 |
| 13. | 1.36 | 9.94 | 8.29 | 12.2 | 20.6 | 4.74 | 2.67 | 2.14 | 3.52 | 1.87 | 2.40 | 2.40 | 3.82 | 6.07 |
| 14. | 1.36 | 11.3 | 8.29 | 12.2 | 19.5 | 5.06 | 2.67 | 2.14 | 3.52 | 1.87 | 2.14 | 2.40 | 3.82 | 5.39 |
| 15. | 1.11 | 11.7 | 7.52 | 12.6 | 21.8 | 5.39 | 2.40 | 2.14 | 3.52 | 1.87 | 2.14 | 2.40 | 3.82 | 5.39 |
| 16. | 1.11 | 10.8 | 7.15 | 12.6 | 22.4 | 7.15 | 2.40 | 2.14 | 3.82 | 1.87 | 2.14 | 2.40 | 3.82 | 5.39 |
| 17. | 1.11 | 10.4 | 5.39 | 13.1 | 20.0 | 7.15 | 2.40 | 2.14 | 3.82 | 2.14 | 2.40 | 2.67 | 3.82 | 5.39 |
| 18. | 1.61 | 10.8 | 5.06 | 13.1 | 18.9 | 6.07 | 2.14 | 1.87 | 3.82 | 1.87 | 2.67 | 2.95 | 3.52 | 5.06 |
| 19. | 1.61 | 10.4 | 4.74 | 13.1 | 17.8 | 5.73 | 1.87 | 1.87 | 3.82 | 1.87 | 2.95 | 2.95 | 3.52 | 5.06 |
| 20. | 1.36 | 9.51 | 4.43 | 12.6 | 16.7 | 5.06 | 1.87 | 1.87 | 3.82 | 1.87 | 2.67 | 3.24 | 3.52 | 4.43 |
| 21. | 1.36 | 9.51 | 3.82 | 12.6 | 16.2 | 5.06 | 2.14 | 1.61 | 3.24 | 2.14 | 2.67 | 3.24 | 3.52 | 3.82 |
| 22. | 1.36 | 9.10 | 4.43 | 12.2 | 15.1 | 4.74 | 3.24 | 1.61 | 2.67 | 2.14 | 2.67 | 3.24 | 3.52 | 3.82 |
| 23. | 1.36 | 9.51 | 5.39 | 12.2 | 13.6 | 4.74 | 2.67 | 1.61 | 2.14 | 2.14 | 2.67 | 3.24 | 3.52 | 3.82 |
| 24. | 1.61 | 9.51 | 5.39 | 11.7 | 10.4 | 4.74 | 2.40 | 1.87 | 1.87 | 2.14 | 2.67 | 2.95 | 3.52 | 3.82 |
| 25. | 1.61 | 9.94 | 5.39 | 13.1 | 9.51 | 4.74 | 2.14 | 1.87 | 2.14 | 2.14 | 2.67 | 2.95 | 3.52 | 3.82 |
| 26. | 1.87 | 10.4 | 5.73 | 14.6 | 11.3 | 4.74 | 2.14 | 1.87 | 2.14 | 1.87 | 2.67 | 2.95 | 3.82 | 3.82 |
| 27. | 2.40 | 11.3 | 6.42 | 13.6 | 11.3 | 4.74 | 2.14 | 1.87 | 2.40 | 1.87 | 2.67 | 2.95 | 3.82 | 3.82 |
| 28. | 2.14 | 11.3 | 7.15 | 13.1 | 10.4 | 4.43 | 2.14 | 1.87 | 2.95 | 1.87 | 2.67 | 3.24 | 3.82 | 3.82 |
| 29. | 2.14 | 10.8 | 7.52 | 12.6 | 10.4 | 4.43 | 1.87 | 1.87 | 3.24 | 2.40 | 2.67 | 3.52 | 3.82 | 4.12 |
| 30. | 1.87 | 10.4 | 9.94 | | 12.2 | 4.43 | 1.87 | 1.87 | 3.52 | 2.67 | 2.67 | 4.12 | 3.82 | 4.12 |
| 31. | | 10.4 | 12.6 | | 11.7 | | 1.87 | | 3.52 | 2.67 | | 4.12 | | 4.12 |

## Hauptwerte

| | 1999 Nov | 1999 Dez | 2000 Jan | Feb | Mrz | Apr | Mai | Jun | Jul | Aug | Sep | Okt | Nov | Dez |
|---|---|---|---|---|---|---|---|---|---|---|---|---|---|---|
| Tag | 1.+ | 1. | 21. | 24. | 25. | 28.+ | 19.+ | 21.+ | 1.+ | 13.+ | 5.+ | 5.+ | 6.+ | 1.+ |
| NQ | 1.11 | 2.40 | 3.82 | 11.7 | 9.51 | 4.43 | 1.87 | 1.61 | 1.87 | 1.87 | 1.87 | 2.14 | 3.52 | 3.82 |
| MQ | 1.51 | 8.50 | 7.83 | 12.8 | 16.1 | 5.89 | 2.86 | 2.17 | 2.80 | 2.78 | 2.51 | 2.78 | 3.71 | 4.30 |
| HQ | 2.40 | 12.2 | 13.6 | 14.6 | 23.5 | 11.3 | 4.74 | 3.52 | 4.12 | 5.06 | 3.52 | 4.43 | 4.43 | 8.69 |
| Tag | 26.+ | 15. | 31. | 25. | 10. | 1. | 2. | 7. | 14. | 3. | 13. | 30. | 1. | 13. |
| $h_N$ mm | 28 | 117 | 58 | 76 | 95 | 38 | 41 | 62 | 103 | 72 | 62 | 47 | 30 | 43 |
| $h_A$ mm | 5 | 29 | 27 | 42 | 56 | 20 | 10 | 7 | 10 | 10 | 8 | 10 | 12 | 15 |

| | 1964/1999 | | 1965/2000 36 Jahre | | | | | | | | | | | |
|---|---|---|---|---|---|---|---|---|---|---|---|---|---|---|
| Jahr | 1964+ | 1995 | 1996 | 1996 | 1972 | 1991 | 1991 | 1973 | 1996 | 1976 | 1973 | 1983 | 1976 | 1995 |
| NQ | 0.900 | 1.36 | 0.860 | 0.860 | 2.00 | 1.41 | 0.899 | 0.100 | 0.070 | 0.050 | 0.050 | 0.070 | 0.900 | 1.36 |
| MNQ | 3.72 | 5.72 | 7.58 | 7.24 | 6.03 | 4.20 | 2.64 | 1.72 | 1.37 | 1.14 | 1.28 | 2.51 | 3.80 | 5.75 |
| MQ | 6.18 | 9.43 | 12.0 | 11.1 | 10.5 | 7.77 | 4.71 | 3.24 | 2.64 | 1.91 | 2.52 | 4.10 | 6.24 | 9.45 |
| MHQ | 10.3 | 16.7 | 19.1 | 17.6 | 18.1 | 13.3 | 9.01 | 6.84 | 5.02 | 3.36 | 4.73 | 7.23 | 10.3 | 16.7 |
| HQ | 37.9 | 36.8 | 40.1 | 35.7 | 40.0 | 32.7 | 27.4 | 20.4 | 17.7 | 8.48 | 16.8 | 39.0 | 37.9 | 36.8 |
| Jahr | 1998 | 1993 | 1987 | 1970 | 1981 | 1994 | 1975 | 1967+ | 1981 | 1967 | 1968 | 1998 | 1998 | 1993 |
| $Mh_N$ mm | 63 | 70 | 64 | 44 | 56 | 49 | 60 | 76 | 70 | 64 | 59 | 59 | 63 | 70 |
| $Mh_A$ mm | 21 | 33 | 42 | 36 | 36 | 26 | 16 | 11 | 9 | 7 | 8 | 14 | 21 | 33 |

| | Abflußjahr (*) 2000 Jahr | Datum | Winter | Sommer | Kalenderjahr 2000 Jahr | Datum |
|---|---|---|---|---|---|---|
| NQ $m^3/s$ | 1.11 | am 01.11.1999 | 1.11 | 1.61 | 1.61 | am 21.06.2000 |
| MQ $m^3/s$ | 5.70 | | 8.78 | 2.65 | 5.53 | |
| HQ $m^3/s$ | 23.5 | am 10.03.2000 bei W= 387 cm | 23.5 | 5.06 | 23.5 | am 10.03.2000 bei W= 387 cm |
| Nq $l/(s km^2)$ | 1.44 | | 1.44 | 2.09 | 2.09 | |
| Mq $l/(s km^2)$ | 7.38 | | 11.4 | 3.43 | 7.16 | |
| Hq $l/(s km^2)$ | 30.4 | | 30.4 | 6.55 | 30.4 | |
| $h_N$ mm | 799 | | 412 | 387 | 727 | |
| $h_A$ mm | 233 | | 179 | 55 | 227 | |
| | 1965/2000 (*) 36 Jahre | | | | 1965/2000 | |
| NQ $m^3/s$ | 0.050 | am 05.09.1973 | 0.860 | 0.050 | 0.050 | am 05.09.1973 |
| MNQ $m^3/s$ | 0.744 | | 2.35 | 0.794 | 0.794 | |
| MQ $m^3/s$ | 6.32 | | 9.50 | 3.19 | 6.33 | |
| MHQ $m^3/s$ | 26.2 | | 25.2 | 12.5 | 27.2 | |
| HQ $m^3/s$ | 40.1 | am 14.01.1987 | 40.1 | 39.0 | 40.1 | am 14.01.1987 |
| $HQ_1$ $m^3/s$ | | | | | | |
| $HQ_5$ $m^3/s$ | | | | | | |
| MNq $l/(s km^2)$ | 0.964 | | 3.04 | 1.03 | 1.03 | |
| Mq $l/(s km^2)$ | 8.19 | | 12.3 | 4.13 | 8.20 | |
| MHq $l/(s km^2)$ | 33.9 | | 32.6 | 16.2 | 35.2 | |
| $Mh_N$ mm | 734 | | 347 | 387 | 734 | |
| $Mh_A$ mm | 259 | | 194 | 66 | 259 | |

## Extremwerte

| | Niedrigwasser $m^3/s$ | $l/(s km^2)$ | Datum | Hochwasser $m^3/s$ | $l/(s km^2)$ | cm | Datum |
|---|---|---|---|---|---|---|---|
| 1 | 0.050 | 0.065 | 21.08.1976 | 40.1 | 51.9 | | 14.01.1987 |
| 2 | 0.050 | 0.065 | 05.09.1973 | 40.0 | 51.8 | 415 | 12.03.1981 |
| 3 | 0.070 | 0.091 | 30.07.1996 | 40.0 | 51.8 | 415 | 15.01.1968 |
| 4 | 0.070 | 0.091 | 01.09.1991 | 39.0 | 50.5 | 413 | 28.10.1998 |
| 5 | 0.070 | 0.091 | 08.09.1983 | 39.0 | 50.5 | | 06.01.1987 |
| 6 | 0.100 | 0.130 | 13.08.1982 | 37.4 | 48.4 | 410 | 28.01.1994 |
| 7 | 0.100 | 0.130 | 01.08.1974 | 36.8 | 47.7 | | 10.11.1998 |
| 8 | 0.100 | 0.130 | 06.08.1971 | 36.8 | 47.7 | 409 | 19.03.1994 |
| 9 | 0.100 | 0.130 | 03.07.1970 | 36.8 | 47.7 | 409 | 31.12.1993 |
| 10 | 0.140 | 0.181 | 24.08.1989 | 35.7 | 46.2 | 406 | 23.02.1970 |

## Dauertabelle

| Unterschreitungsdauer in Tagen | Unterschrittene Abflüsse $m^3/s$ Abfluß-jahr (*) 2000 | Kalender jahr 2000 | 1965/2000 36 Kalenderjahre Obere Hüllwerte | Mittlere Werte | Untere Hüllwerte |
|---|---|---|---|---|---|
| (365) | 23.5 | 23.5 | | | |
| 364 | 23.5 | 23.5 | 40.1 | 33.9 | 11.7 |
| 363 | 23.5 | 23.5 | 39.0 | 30.9 | 11.6 |
| 362 | 22.4 | 22.4 | 37.9 | 27.8 | 10.2 |
| 361 | 21.8 | 21.8 | 37.4 | 26.6 | 9.64 |
| 360 | 20.6 | 20.6 | 37.4 | 24.7 | 8.48 |
| 359 | 20.0 | 20.0 | 37.4 | 23.9 | 8.48 |
| 358 | 19.5 | 19.5 | 36.3 | 22.9 | 8.48 |
| 357 | 19.5 | 19.5 | 36.3 | 22.4 | 8.48 |
| 356 | 19.5 | 19.5 | 35.7 | 21.8 | 8.48 |
| 350 | 16.7 | 16.7 | 35.1 | 18.6 | 7.32 |
| 340 | 14.6 | 14.6 | 28.4 | 16.2 | 6.74 |
| 330 | 13.1 | 13.1 | 25.4 | 14.2 | 6.16 |
| 320 | 12.6 | 12.6 | 23.5 | 13.2 | 5.58 |
| 300 | 10.8 | 11.3 | 20.6 | 11.6 | 5.00 |
| 270 | 9.51 | 5.73 | 14.6 | 9.10 | 3.52 |
| 240 | 5.73 | 5.06 | 12.7 | 7.24 | 2.40 |
| 210 | 4.74 | 4.12 | 10.8 | 5.42 | 2.14 |
| 183 | 3.52 | 4.12 | 8.48 | 4.43 | 2.14 |
| 150 | 2.95 | 3.52 | 7.32 | 3.28 | 1.61 |
| 130 | 2.95 | 3.24 | 6.74 | 2.95 | 1.36 |
| 120 | 2.67 | 2.95 | 6.74 | 2.67 | 1.16 |
| 110 | 2.67 | 2.95 | 6.16 | 2.42 | 0.900 |
| 100 | 2.40 | 2.95 | 5.00 | 2.40 | 0.900 |
| 90 | 2.40 | 2.67 | 5.00 | 2.16 | 0.630 |
| 80 | 2.40 | 2.67 | 4.48 | 2.14 | 0.630 |
| 70 | 2.40 | 2.40 | 4.22 | 1.91 | 0.630 |
| 60 | 2.14 | 2.40 | 3.96 | 1.70 | 0.370 |
| 50 | 2.14 | 2.40 | 3.96 | 1.61 | 0.370 |
| 40 | 2.14 | 2.40 | 3.52 | 1.36 | 0.370 |
| 30 | 2.14 | 2.14 | 3.24 | 1.11 | 0.370 |
| 25 | 1.87 | 2.14 | 3.24 | 0.899 | 0.370 |
| 20 | 1.87 | 2.14 | 2.95 | 0.646 | 0.370 |
| 15 | 1.61 | 2.14 | 2.95 | 0.630 | 0.140 |
| 10 | 1.61 | 2.14 | 2.67 | 0.393 | 0.140 |
| 9 | 1.61 | 2.14 | 2.67 | 0.380 | 0.140 |
| 8 | 1.61 | 2.14 | 2.67 | 0.380 | 0.140 |
| 7 | 1.61 | 2.14 | 2.67 | 0.370 | 0.140 |
| 6 | 1.61 | 2.14 | 2.67 | 0.370 | 0.100 |
| 5 | 1.61 | 2.14 | 2.67 | 0.140 | 0.100 |
| 4 | 1.36 | 2.14 | 2.67 | 0.140 | 0.100 |
| 3 | 1.36 | 2.14 | 2.40 | 0.140 | 0.100 |
| 2 | 1.36 | 1.87 | 2.40 | 0.140 | 0.100 |
| 1 | 1.36 | 1.87 | 2.40 | 0.100 | 0.100 |
| 0 | 1.11 | 1.61 | 2.14 | 0.050 | 0.050 |

(*) Abflußjahr: 1.11. des Vorjahres bis 31.10.

Repräsentativ für die Hydrologische Landschaft Obere Hunte

$A_{Eo}$ : 1318 $km^2$

PNP : NN + 18.99 m

Lage: 80.1 km oberhalb der Mündung links

Q $m^3/s$

Pegel : Colnrade OP Nr. 4965116

Gewässer : Hunte

Gebiet : Hunte

## Tageswerte

| Tag | 1999 Nov | 1999 Dez | 2000 Jan | Feb | Mrz | Apr | Mai | Jun | Jul | Aug | Sep | Okt | Nov | Dez |
|---|---|---|---|---|---|---|---|---|---|---|---|---|---|---|
| 1. | 3.14 | 4.22 | 15.0 | 21.0 | 19.2 | 17.4 | 7.18 | 3.95 | 3.68 | 5.30 | 4.49 | 5.03 | 6.71 | 6.24 |
| 2. | 3.14 | 4.49 | 14.5 | 20.4 | 18.6 | 16.2 | 7.18 | 3.95 | 3.68 | 7.18 | 4.76 | 4.76 | 6.71 | 6.24 |
| 3. | 3.14 | 5.77 | 14.0 | 20.4 | 24.6 | 15.0 | 7.18 | 3.68 | 3.41 | 7.65 | 4.76 | 4.76 | 6.71 | 6.24 |
| 4. | 3.41 | 7.65 | 14.5 | 19.2 | 29.8 | 14.5 | 7.18 | 3.68 | 3.41 | 7.65 | 4.49 | 4.76 | 6.71 | 5.77 |
| 5. | 3.41 | 6.71 | 16.8 | 18.6 | 26.4 | 12.0 | 7.18 | 3.68 | 4.22 | 7.18 | 3.95 | 4.49 | 6.24 | 5.77 |
| 6. | 3.14 | 7.18 | 16.2 | 18.0 | 24.6 | 10.0 | 6.71 | 5.03 | 4.22 | 6.71 | 4.22 | 4.49 | 6.24 | 5.77 |
| 7. | 3.14 | 9.06 | 15.6 | 17.4 | 22.2 | 9.53 | 6.24 | 5.03 | 4.22 | 6.24 | 4.76 | 4.49 | 6.24 | 5.77 |
| 8. | 3.41 | 10.0 | 15.0 | 18.0 | 24.6 | 9.06 | 5.30 | 5.03 | 3.95 | 5.77 | 5.03 | 4.22 | 6.24 | 6.24 |
| 9. | 3.68 | 10.0 | 14.0 | 18.6 | 35.9 | 8.59 | 5.03 | 5.03 | 3.95 | 6.24 | 5.03 | 4.76 | 6.24 | 6.24 |
| 10. | 3.41 | 9.53 | 13.0 | 18.6 | 39.8 | 8.12 | 5.03 | 4.76 | 3.95 | 5.03 | 4.76 | 4.49 | 5.77 | 6.24 |
| 11. | 3.41 | 10.0 | 13.0 | 18.6 | 38.7 | 7.65 | 4.76 | 4.22 | 4.22 | 5.03 | 4.76 | 4.76 | 5.77 | 7.18 |
| 12. | 3.41 | 14.0 | 12.5 | 18.0 | 37.0 | 8.59 | 4.76 | 3.95 | 5.03 | 4.49 | 4.76 | 5.03 | 5.77 | 8.59 |
| 13. | 3.14 | 18.0 | 12.0 | 18.0 | 31.4 | 8.59 | 4.76 | 3.95 | 4.76 | 4.22 | 4.49 | 5.03 | 6.24 | 10.0 |
| 14. | 3.14 | 19.2 | 11.5 | 18.6 | 29.8 | 9.53 | 4.49 | 3.95 | 5.03 | 3.95 | 4.49 | 5.03 | 6.71 | 9.53 |
| 15. | 3.14 | 19.8 | 11.0 | 18.6 | 35.9 | 9.53 | 4.49 | 4.22 | 5.03 | 3.95 | 4.22 | 4.76 | 6.71 | 9.06 |
| 16. | 3.14 | 16.8 | 10.5 | 19.2 | 35.9 | 11.5 | 4.49 | 3.95 | 5.30 | 3.95 | 4.49 | 4.76 | 6.24 | 10.0 |
| 17. | 3.14 | 15.6 | 8.12 | 20.4 | 31.4 | 11.5 | 4.22 | 3.95 | 5.30 | 4.22 | 4.76 | 5.03 | 6.24 | 9.53 |
| 18. | 3.41 | 15.6 | 8.12 | 20.4 | 28.7 | 10.0 | 4.22 | 3.68 | 5.03 | 3.95 | 5.30 | 5.03 | 6.24 | 8.59 |
| 19. | 3.41 | 15.0 | 8.12 | 22.2 | 27.0 | 9.06 | 4.22 | 3.41 | 5.03 | 3.68 | 5.03 | 5.03 | 6.24 | 8.12 |
| 20. | 3.41 | 14.0 | 7.65 | 21.0 | 24.6 | 9.06 | 3.95 | 3.68 | 5.03 | 3.68 | 5.03 | 5.30 | 5.77 | 7.65 |
| 21. | 3.41 | 13.5 | 7.65 | 19.2 | 22.8 | 8.59 | 3.95 | 3.41 | 4.76 | 4.49 | 4.76 | 5.30 | 5.77 | 6.71 |
| 22. | 3.41 | 13.0 | 8.59 | 18.0 | 21.0 | 8.12 | 4.22 | 3.41 | 4.22 | 4.49 | 4.76 | 5.03 | 5.77 | 5.77 |
| 23. | 3.41 | 12.5 | 11.0 | 18.0 | 19.2 | 7.65 | 4.22 | 3.41 | 3.95 | 4.49 | 4.76 | 5.30 | 5.77 | 6.24 |
| 24. | 3.68 | 13.5 | 10.0 | 17.4 | 16.2 | 8.12 | 4.22 | 3.95 | 3.68 | 4.22 | 4.76 | 5.03 | 5.77 | 5.77 |
| 25. | 3.68 | 15.0 | 9.06 | 21.0 | 15.6 | 8.59 | 4.49 | 3.68 | 4.22 | 4.22 | 4.49 | 5.30 | 5.77 | 5.77 |
| 26. | 3.68 | 16.2 | 9.06 | 24.0 | 22.2 | 8.59 | 4.22 | 3.68 | 4.22 | 3.95 | 5.03 | 5.30 | 5.77 | 5.77 |
| 27. | 4.22 | 18.6 | 11.0 | 21.0 | 24.0 | 7.65 | 4.22 | 3.68 | 3.95 | 3.95 | 5.03 | 5.30 | 5.77 | 5.77 |
| 28. | 3.95 | 18.6 | 12.0 | 19.2 | 19.2 | 7.65 | 4.22 | 3.68 | 5.30 | 4.22 | 5.03 | 6.24 | 5.77 | 6.24 |
| 29. | 3.68 | 16.8 | 14.0 | 19.2 | 18.0 | 7.18 | 3.95 | 3.41 | 5.77 | 4.22 | 5.03 | 6.71 | 6.24 | 6.71 |
| 30. | 3.68 | 16.2 | 20.4 | | 18.6 | 7.18 | 3.95 | 3.41 | 5.30 | 4.49 | 5.03 | 7.18 | 6.24 | 6.24 |
| 31. | | 15.6 | 22.2 | | 18.0 | | 3.95 | | 5.03 | 4.49 | | 7.18 | | 6.71 |

## Hauptwerte

| | 1999 Nov | 1999 Dez | 2000 Jan | Feb | Mrz | Apr | Mai | Jun | Jul | Aug | Sep | Okt | Nov | Dez |
|---|---|---|---|---|---|---|---|---|---|---|---|---|---|---|
| Tag | 1.+ | 1. | 20.+ | 7.+ | 25. | 29.+ | 20.+ | 19.+ | 3.+ | 19.+ | 5. | 8. | 10.+ | 4.+ |
| NQ | 3.14 | 4.22 | 7.65 | 17.4 | 15.6 | 7.18 | 3.95 | 3.41 | 3.41 | 3.68 | 3.95 | 4.22 | 5.77 | 5.77 |
| MQ | 3.42 | 13.0 | 12.5 | 19.4 | 25.8 | 9.82 | 4.97 | 3.95 | 4.48 | 4.95 | 4.74 | 5.16 | 6.15 | 6.98 |
| HQ | 4.22 | 20.4 | 22.8 | 25.2 | 43.2 | 18.0 | 7.65 | 5.30 | 6.24 | 8.12 | 6.24 | 7.65 | 7.18 | 11.5 |
| Tag | 27. | 15. | 31. | 25. | 9. | 1. | 2. | 7. | 28. | 3. | 28. | 30. | 1. | 13. |
| $h_N$ mm | 26 | 113 | 53 | 71 | 92 | 37 | 41 | 60 | 95 | 75 | 62 | 48 | 29 | 43 |
| $h_A$ mm | 7 | 26 | 25 | 37 | 52 | 19 | 10 | 8 | 9 | 10 | 9 | 10 | 12 | 14 |
| | 1957/1999 | | 1958/2000 43 Jahre | | | | | | | | | | | |
| Jahr | 1959 | 1959 | 1960 | 1960+ | 1975 | 1960 | 1959+ | 1960 | 1964 | 1964 | 1964 | 1959 | 1959 | 1959 |
| NQ | 1.72 | 1.28 | 2.38 | 2.87 | 1.72 | 2.87 | 1.94 | 0.840 | 0.160 | 0.160 | 0.500 | 0.840 | 1.72 | 1.28 |
| MNQ | 6.15 | 8.56 | 10.7 | 10.9 | 9.25 | 7.20 | 4.99 | 3.60 | 3.20 | 2.99 | 3.29 | 4.45 | 6.14 | 8.48 |
| MQ | 10.2 | 15.4 | 18.7 | 17.2 | 16.3 | 12.2 | 7.89 | 5.56 | 4.80 | 4.31 | 4.85 | 6.79 | 10.1 | 15.2 |
| MHQ | 19.4 | 29.8 | 33.9 | 31.2 | 32.3 | 22.7 | 15.1 | 11.7 | 9.11 | 7.86 | 8.45 | 13.1 | 19.2 | 29.5 |
| HQ | 80.4 | 64.7 | 69.3 | 68.6 | 78.1 | 63.7 | 49.0 | 45.5 | 40.1 | 19.8 | 52.7 | 95.0 | 80.4 | 64.7 |
| Jahr | 1998 | 1986+ | 1968 | 1970 | 1981 | 1994 | 1975 | 1981 | 1981 | 1958+ | 1993 | 1998 | 1998 | 1986+ |
| $Mh_N$ mm | 60 | 68 | 60 | 43 | 51 | 49 | 58 | 72 | 67 | 69 | 55 | 57 | 60 | 67 |
| $Mh_A$ mm | 20 | 31 | 38 | 33 | 33 | 24 | 16 | 11 | 10 | 9 | 10 | 14 | 20 | 31 |

| | Abflußjahr (*) 2000 Jahr | Datum | Winter | Sommer | Kalenderjahr 2000 Jahr | Datum |
|---|---|---|---|---|---|---|
| NQ $m^3/s$ | 3.14 | am 01.11.1999 | 3.14 | 3.41 | 3.41 | am 19.06.2000 |
| MQ $m^3/s$ | 9.33 | | 14.0 | 4.71 | 9.05 | |
| HQ $m^3/s$ | 43.2 | am 09.03.2000 bei W= 359 cm | 43.2 | 8.12 | 43.2 | am 09.03.2000 bei W= 359 cm |
| Nq $l/(s km^2)$ | 2.38 | | 2.38 | 2.59 | 2.59 | |
| Mq $l/(s km^2)$ | 7.08 | | 10.6 | 3.57 | 6.87 | |
| Hq $l/(s km^2)$ | 32.8 | | 32.8 | 6.16 | 32.8 | |
| $h_N$ mm | 773 | | 392 | 381 | 706 | |
| $h_A$ mm | 224 | | 167 | 57 | 217 | |
| | 1958/2000 (*) 43 Jahre | | | | 1958/2000 | |
| NQ $m^3/s$ | 0.160 | am 30.07.1964 | 1.28 | 0.160 | 0.160 | am 30.07.1964 |
| MNQ $m^3/s$ | 2.41 | | 4.52 | 2.46 | 2.45 | |
| MQ $m^3/s$ | 10.3 | | 15.0 | 5.71 | 10.3 | |
| MHQ $m^3/s$ | 49.2 | | 46.7 | 22.1 | 50.1 | |
| HQ $m^3/s$ | 95.0 | am 29.10.1998 bei W= 451 cm | 80.4 | 95.0 | 95.0 | am 29.10.1998 bei W= 451 cm |
| $HQ_1$ $m^3/s$ | | | | | | |
| $HQ_5$ $m^3/s$ | | | | | | |
| MNq $l/(s km^2)$ | 1.83 | | 3.43 | 1.87 | 1.86 | |
| Mq $l/(s km^2)$ | 7.81 | | 11.4 | 4.33 | 7.81 | |
| MHq $l/(s km^2)$ | 37.3 | | 35.4 | 16.8 | 38.0 | |
| $Mh_N$ mm | 709 | | 331 | 378 | 709 | |
| $Mh_A$ mm | 247 | | 179 | 69 | 247 | |

## Extremwerte

| | Niedrigwasser $m^3/s$ | $l/(s km^2)$ | Datum | Hochwasser $m^3/s$ | $l/(s km^2)$ | cm | Datum |
|---|---|---|---|---|---|---|---|
| 1 | 0.160 | 0.121 | 30.07.1964 | 95.0 | 72.1 | 451 | 29.10.1998 |
| 2 | 0.300 | 0.228 | 10.08.1963 | 92.2 | 70.0 | 446 | 13.03.1981 |
| 3 | 0.840 | 0.637 | 21.10.1959 | 76.4 | 58.0 | 418 | 16.01.1968 |
| 4 | 1.28 | 0.971 | 10.07.1976 | 75.3 | 57.1 | 416 | 24.02.1970 |
| 5 | 1.50 | 1.14 | 24.08.1973 | 74.7 | 56.7 | 415 | 20.03.1994 |
| 6 | 1.72 | 1.31 | 03.08.1996 | 72.5 | 55.0 | 411 | 29.01.1994 |
| 7 | 1.72 | 1.31 | 02.09.1991 | 70.2 | 53.3 | 407 | 01.01.1994 |
| 8 | 1.72 | 1.31 | 05.08.1990 | 70.2 | 53.3 | 407 | 07.01.1987 |
| 9 | 1.72 | 1.31 | 06.09.1983 | 67.4 | 51.1 | 402 | 05.04.1994 |
| 10 | 1.72 | 1.31 | 14.03.1975 | 66.8 | 50.7 | 401 | 19.03.1987 |

## Dauertabelle

Unterschrittene Abflüsse $m^3/s$

| Unterschreitungsdauer in Tagen | Abfluß-jahr (*) 2000 | Kalenderjahr 2000 | 1958/2000 43 Kalenderjahre Obere Hüllwerte | Mittlere Werte | Untere Hüllwerte |
|---|---|---|---|---|---|
| (365) | 39.8 | 39.8 | | | |
| 364 | 38.7 | 38.7 | 93.3 | 58.1 | 14.5 |
| 363 | 37.0 | 37.0 | 87.1 | 52.4 | 14.5 |
| 362 | 37.0 | 37.0 | 80.9 | 49.0 | 14.5 |
| 361 | 37.0 | 37.0 | 79.2 | 46.4 | 14.5 |
| 360 | 37.0 | 37.0 | 78.1 | 45.0 | 14.0 |
| 359 | 35.9 | 35.9 | 73.6 | 42.5 | 14.0 |
| 358 | 35.9 | 35.9 | 69.7 | 40.4 | 14.0 |
| 357 | 31.4 | 31.4 | 69.1 | 38.8 | 13.0 |
| 356 | 31.4 | 31.4 | 67.4 | 37.0 | 12.5 |
| 350 | 26.4 | 26.4 | 58.4 | 30.6 | 12.0 |
| 340 | 22.2 | 22.2 | 46.8 | 25.4 | 10.5 |
| 330 | 19.8 | 20.4 | 43.4 | 21.7 | 9.53 |
| 320 | 19.2 | 19.2 | 38.1 | 19.6 | 9.06 |
| 300 | 18.0 | 16.2 | 30.3 | 16.3 | 8.59 |
| 270 | 13.5 | 10.0 | 22.8 | 13.1 | 5.03 |
| 240 | 9.06 | 8.12 | 18.6 | 10.7 | 3.95 |
| 210 | 7.65 | 6.71 | 15.6 | 8.60 | 2.87 |
| 183 | 5.77 | 6.24 | 13.5 | 7.30 | 2.38 |
| 150 | 5.30 | 5.30 | 11.8 | 5.78 | 2.16 |
| 130 | 5.03 | 5.30 | 11.5 | 4.89 | 1.94 |
| 120 | 4.76 | 5.30 | 11.0 | 4.68 | 1.94 |
| 110 | 4.76 | 5.03 | 10.9 | 4.42 | 1.94 |
| 100 | 4.49 | 5.03 | 10.0 | 4.24 | 1.60 |
| 90 | 4.49 | 4.76 | 9.40 | 3.97 | 1.60 |
| 80 | 4.49 | 4.76 | 8.84 | 3.70 | 1.60 |
| 70 | 4.22 | 4.49 | 8.00 | 3.42 | 1.50 |
| 60 | 4.22 | 4.49 | 7.77 | 3.41 | 1.50 |
| 50 | 4.22 | 4.49 | 7.18 | 3.23 | 1.50 |
| 40 | 3.95 | 4.22 | 6.71 | 2.95 | 1.48 |
| 30 | 3.95 | 4.22 | 6.42 | 2.62 | 1.12 |
| 25 | 3.68 | 4.22 | 6.20 | 2.40 | 1.00 |
| 20 | 3.68 | 3.95 | 5.90 | 2.18 | 0.910 |
| 15 | 3.68 | 3.95 | 5.76 | 2.18 | 0.820 |
| 10 | 3.68 | 3.95 | 5.55 | 1.96 | 0.500 |
| 9 | 3.41 | 3.95 | 5.30 | 1.75 | 0.500 |
| 8 | 3.41 | 3.95 | 5.30 | 1.74 | 0.480 |
| 7 | 3.41 | 3.68 | 5.30 | 1.74 | 0.480 |
| 6 | 3.41 | 3.68 | 5.30 | 1.68 | 0.480 |
| 5 | 3.41 | 3.68 | 5.30 | 1.51 | 0.480 |
| 4 | 3.41 | 3.68 | 5.30 | 1.51 | 0.340 |
| 3 | 3.41 | 3.68 | 5.30 | 1.34 | 0.200 |
| 2 | 3.41 | 3.68 | 5.30 | 1.28 | 0.180 |
| 1 | 3.41 | 3.68 | 5.30 | 1.08 | 0.180 |
| 0 | 3.14 | 3.41 | 4.54 | 0.160 | 0.160 |

(*) Abflußjahr: 1.11. des Vorjahres bis 31.10.
Repräsentativ für die Hunte

$A_{Eo}$ : 160 $km^2$

PNP : NN + 0.00 m

Lage: 5.9 km oberhalb der Mündung links

Q

$m^3/s$

Pegel : Oberlethe Nr. 4966112

Gewässer : Lethe

Gebiet : Hunte

## Tageswerte

| Tag | 1999 Nov | 1999 Dez | 2000 Jan | Feb | Mrz | Apr | Mai | Jun | Jul | Aug | Sep | Okt | Nov | Dez |
|---|---|---|---|---|---|---|---|---|---|---|---|---|---|---|
| 1. | 0.809 | 1.38 | 1.80 | 1.58 | 1.78 | 1.76 | 0.979 | 0.965 | 0.768 | 1.15 | 1.00 | 1.22 | 1.40 | 1.07 |
| 2. | 0.822 | 1.35 | 1.80 | 1.55 | 1.80 | 1.74 | 0.993 | 0.940 | 0.748 | 1.37 | 0.974 | 1.30 | 1.41 | 1.09 |
| 3. | 0.820 | 1.42 | 1.81 | 1.52 | 2.49 | 1.71 | 0.971 | 0.929 | 0.754 | 1.27 | 0.974 | 1.27 | 1.39 | 1.08 |
| 4. | 0.803 | 1.61 | 1.92 | 1.50 | 2.19 | 1.69 | 0.949 | 0.950 | 0.747 | 1.18 | 0.947 | 1.23 | 1.38 | 1.08 |
| 5. | 0.773 | 1.54 | 1.94 | 1.55 | 2.07 | 1.66 | 0.927 | 0.948 | 0.696 | 1.11 | 0.919 | 1.23 | 1.37 | 1.11 |
| 6. | 0.790 | 1.59 | 1.87 | 1.56 | 2.08 | 1.61 | 0.921 | 1.04 | 0.693 | 1.08 | 0.916 | 1.20 | 1.38 | 1.09 |
| 7. | 0.824 | 1.93 | 1.90 | 1.53 | 2.03 | 1.53 | 0.898 | 1.01 | 0.690 | 1.04 | 0.953 | 1.20 | 1.34 | 1.12 |
| 8. | 0.859 | 2.03 | 1.77 | 1.56 | 2.39 | 1.50 | 0.890 | 0.958 | 0.686 | 1.04 | 0.949 | 1.21 | 1.31 | 1.14 |
| 9. | 0.860 | 1.93 | 1.76 | 1.65 | 2.86 | 1.48 | 0.882 | 0.909 | 0.709 | 1.04 | 1.00 | 1.25 | 1.25 | 1.15 |
| 10. | 0.877 | 1.80 | 1.73 | 1.59 | 2.54 | 1.43 | 0.887 | 0.839 | 0.715 | 1.00 | 1.04 | 1.29 | 1.24 | 1.15 |
| 11. | 0.895 | 1.77 | 1.60 | 1.62 | 2.59 | 1.41 | 0.876 | 0.813 | 0.702 | 1.05 | 1.04 | 1.32 | 1.28 | 1.16 |
| 12. | 0.894 | 2.10 | 1.56 | 1.59 | 2.39 | 1.41 | 0.851 | 0.787 | 0.658 | 1.05 | 1.03 | 1.36 | 1.29 | 1.23 |
| 13. | 0.930 | 2.20 | 1.53 | 1.65 | 2.26 | 1.39 | 0.840 | 0.781 | 0.608 | 1.04 | 1.03 | 1.30 | 1.30 | 1.31 |
| 14. | 0.948 | 2.27 | 1.52 | 1.65 | 2.35 | 1.37 | 0.841 | 0.755 | 0.683 | 1.06 | 1.01 | 1.26 | 1.27 | 1.29 |
| 15. | 0.965 | 2.10 | 1.49 | 1.71 | 2.74 | 1.37 | 0.841 | 0.790 | 0.721 | 1.07 | 1.01 | 1.27 | 1.21 | 1.36 |
| 16. | 0.983 | 1.91 | 1.49 | 1.74 | 2.57 | 1.30 | 0.871 | 0.763 | 0.748 | 1.08 | 1.05 | 1.27 | 1.20 | 1.54 |
| 17. | 1.02 | 1.84 | 1.48 | 1.72 | 2.35 | 1.28 | 0.900 | 0.736 | 0.762 | 1.11 | 1.07 | 1.29 | 1.19 | 1.45 |
| 18. | 1.04 | 1.81 | 1.48 | 1.66 | 2.33 | 1.26 | 0.904 | 0.749 | 0.811 | 1.11 | 1.08 | 1.38 | 1.18 | 1.38 |
| 19. | 1.08 | 1.81 | 1.44 | 1.69 | 2.27 | 1.21 | 0.907 | 0.721 | 0.835 | 1.10 | 1.16 | 1.34 | 1.19 | 1.36 |
| 20. | 1.10 | 1.78 | 1.44 | 1.66 | 2.21 | 1.19 | 0.910 | 0.714 | 0.844 | 1.18 | 1.15 | 1.38 | 1.18 | 1.34 |
| 21. | 1.12 | 1.75 | 1.43 | 1.60 | 2.22 | 1.15 | 0.900 | 0.694 | 0.865 | 1.25 | 1.13 | 1.35 | 1.17 | 1.33 |
| 22. | 1.13 | 1.72 | 1.51 | 1.60 | 2.20 | 1.13 | 0.914 | 0.762 | 0.900 | 1.34 | 1.14 | 1.32 | 1.14 | 1.28 |
| 23. | 1.18 | 1.79 | 1.54 | 1.60 | 2.06 | 1.15 | 0.916 | 0.797 | 0.934 | 1.41 | 1.16 | 1.34 | 1.13 | 1.26 |
| 24. | 1.20 | 1.82 | 1.48 | 1.65 | 2.00 | 1.13 | 0.930 | 0.811 | 0.954 | 1.27 | 1.12 | 1.40 | 1.11 | 1.27 |
| 25. | 1.21 | 1.98 | 1.44 | 1.75 | 2.08 | 1.11 | 0.943 | 0.802 | 1.07 | 1.21 | 1.14 | 1.36 | 1.10 | 1.30 |
| 26. | 1.23 | 2.12 | 1.41 | 1.73 | 2.24 | 1.07 | 0.948 | 0.772 | 1.34 | 1.16 | 1.28 | 1.35 | 1.09 | 1.28 |
| 27. | 1.28 | 2.15 | 1.43 | 1.71 | 2.17 | 1.04 | 0.937 | 0.760 | 1.18 | 1.10 | 1.31 | 1.34 | 1.08 | 1.28 |
| 28. | 1.30 | 1.95 | 1.43 | 1.70 | 2.03 | 1.04 | 0.942 | 0.760 | 1.33 | 1.11 | 1.30 | 1.40 | 1.07 | 1.29 |
| 29. | 1.31 | 1.89 | 1.62 | 1.74 | 1.94 | 1.00 | 0.962 | 0.780 | 1.37 | 1.11 | 1.31 | 1.36 | 1.10 | 1.29 |
| 30. | 1.36 | 1.83 | 1.65 | | 1.85 | 0.982 | 1.06 | 0.773 | 1.25 | 1.08 | 1.26 | 1.37 | 1.10 | 1.28 |
| 31. | | 1.86 | 1.61 | | 1.82 | | 1.01 | | 1.16 | 1.06 | | 1.43 | | 1.28 |

## Hauptwerte

| | 1999 Nov | 1999 Dez | 2000 Jan | Feb | Mrz | Apr | Mai | Jun | Jul | Aug | Sep | Okt | Nov | Dez |
|---|---|---|---|---|---|---|---|---|---|---|---|---|---|---|
| Tag | 5. | 2. | 26. | 4. | 1. | 30. | 13. | 21. | 13. | 10. | 6. | 6.+ | 28. | 1. |
| NQ | 0.773 | 1.35 | 1.41 | 1.50 | 1.78 | 0.982 | 0.840 | 0.694 | 0.608 | 1.00 | 0.916 | 1.20 | 1.07 | 1.07 |
| MQ | 1.01 | 1.84 | 1.61 | 1.63 | 2.22 | 1.34 | 0.919 | 0.827 | 0.869 | 1.14 | 1.08 | 1.31 | 1.23 | 1.25 |
| HQ | 1.44 | 2.30 | 1.98 | 1.80 | 3.38 | 1.76 | 1.08 | 1.06 | 1.37 | 1.41 | 1.35 | 1.43 | 1.42 | 1.57 |
| Tag | 30. | 12. | 5. | 16. | 9. | 1. | 30. | 6. | 29. | 23. | 26. | 31. | 1. | 16. |
| $h_N$ mm | 28 | 157 | 57 | 74 | 112 | 35 | 60 | 49 | 119 | 93 | 76 | 56 | 37 | 66 |
| $h_A$ mm | 16 | 31 | 27 | 26 | 37 | 22 | 15 | 13 | 15 | 19 | 17 | 22 | 20 | 21 |

| | 1972/1999 | | 1973/2000 | | | | | | | | | | | |
|---|---|---|---|---|---|---|---|---|---|---|---|---|---|---|
| | | | 28 Jahre | | | | | | | | | | | |
| Jahr | 1977 | 1977 | 1978 | 1978 | 1978 | 1978 | 1990 | 1976 | 1989 | 1980 | 1983 | 1983 | 1977 | 1977 |
| NQ | 0.430 | 0.360 | 0.340 | 0.640 | 0.840 | 0.280 | 0.468 | 0.170 | 0.154 | 0.240 | 0.237 | 0.249 | 0.430 | 0.360 |
| MNQ | 1.19 | 1.34 | 1.50 | 1.49 | 1.42 | 1.14 | 0.901 | 0.770 | 0.681 | 0.674 | 0.726 | 0.972 | 1.19 | 1.34 |
| MQ | 1.47 | 1.75 | 1.94 | 1.84 | 1.83 | 1.43 | 1.13 | 1.01 | 0.949 | 0.936 | 0.993 | 1.27 | 1.46 | 1.75 |
| MHQ | 2.20 | 2.80 | 3.05 | 2.87 | 3.45 | 2.03 | 1.54 | 1.68 | 1.55 | 1.48 | 1.64 | 2.37 | 2.14 | 2.80 |
| HQ | 5.15 | 5.86 | 5.77 | 7.07 | 12.8 | 5.15 | 3.54 | 8.65 | 4.98 | 4.37 | 7.49 | 13.7 | 5.15 | 5.86 |
| Jahr | 1998 | 1998 | 1987 | 1995 | 1981 | 1994 | 1983 | 1981 | 1981 | 1987 | 1993 | 1998 | 1998 | 1998 |
| $Mh_N$ mm | 69 | 76 | 70 | 47 | 64 | 47 | 57 | 79 | 74 | 66 | 71 | 65 | 67 | 78 |
| $Mh_A$ mm | 24 | 29 | 32 | 29 | 31 | 23 | 19 | 16 | 16 | 16 | 16 | 21 | 24 | 29 |

| | Abflußjahr (*) 2000 Jahr | Datum | Winter | Sommer | Kalenderjahr 2000 Jahr | Datum |
|---|---|---|---|---|---|---|
| NQ $m^3/s$ | 0.608 | am 13.07.2000 | 0.773 | 0.608 | 0.608 | am 13.07.2000 |
| MQ $m^3/s$ | 1.32 | | 1.61 | 1.02 | 1.28 | |
| HQ $m^3/s$ | 3.38 | am 09.03.2000 bei W= 415 cm | 3.38 | 1.43 | 3.38 | am 09.03.2000 bei W= 415 cm |
| Nq $l/(s km^2)$ | 3.80 | | 4.83 | 3.80 | 3.80 | |
| Mq $l/(s km^2)$ | 8.25 | | 10.1 | 6.38 | 8.00 | |
| Hq $l/(s km^2)$ | 21.1 | | 21.1 | 8.94 | 21.1 | |
| $h_N$ mm | 916 | | 463 | 453 | 834 | |
| $h_A$ mm | 261 | | 158 | 101 | 253 | |
| | 1973/2000 (*) 28 Jahre | | | | 1973/2000 | |
| NQ $m^3/s$ | 0.154 | am 17.07.1989 | 0.280 | 0.154 | 0.154 | am 17.07.1989 |
| MNQ $m^3/s$ | 0.523 | | 1.01 | 0.530 | 0.519 | |
| MQ $m^3/s$ | 1.38 | | 1.71 | 1.05 | 1.38 | |
| MHQ $m^3/s$ | 5.33 | | 4.56 | 3.26 | 5.35 | |
| HQ $m^3/s$ | 13.7 | am 28.10.1998 bei W= 510 cm | 12.8 | 13.7 | 13.7 | am 28.10.1998 bei W= 510 cm |
| $HQ_1$ $m^3/s$ | | | | | | |
| $HQ_5$ $m^3/s$ | | | | | | |
| MNq $l/(s km^2)$ | 3.27 | | 6.31 | 3.31 | 3.24 | |
| Mq $l/(s km^2)$ | 8.62 | | 10.7 | 6.56 | 8.62 | |
| MHq $l/(s km^2)$ | 33.3 | | 28.5 | 20.4 | 33.4 | |
| $Mh_N$ mm | 785 | | 373 | 411 | 785 | |
| $Mh_A$ mm | 273 | | 168 | 104 | 273 | |

## Extremwerte

| | Niedrigwasser $m^3/s$ | $l/(s km^2)$ | Datum | Hochwasser $m^3/s$ | $l/(s km^2)$ | cm | Datum |
|---|---|---|---|---|---|---|---|
| 1 | 0.154 | 0.962 | 17.07.1989 | 13.7 | 85.6 | 510 | 28.10.1998 |
| 2 | 0.170 | 1.06 | 29.06.1976 | 12.8 | 80.0 | 507 | 12.03.1981 |
| 3 | 0.237 | 1.48 | 30.09.1983 | 12.0 | 75.0 | 500 | 14.10.1993 |
| 4 | 0.240 | 1.50 | 26.08.1980 | 8.65 | 54.1 | 495 | 30.06.1981 |
| 5 | 0.280 | 1.75 | 23.04.1978 | 8.13 | 50.8 | 464 | 18.03.1987 |
| 6 | 0.340 | 2.12 | 16.01.1978 | 7.57 | 47.3 | 453 | 04.03.1979 |
| 7 | 0.418 | 2.61 | 04.08.1982 | 7.49 | 46.8 | 480 | 25.09.1993 |
| 8 | 0.420 | 2.62 | 19.08.1975 | 7.07 | 44.2 | 431 | 08.02.1995 |
| 9 | 0.449 | 2.81 | 01.06.1990 | 6.60 | 41.2 | 434 | 01.03.1999 |
| 10 | 0.464 | 2.90 | 17.10.1986 | 6.13 | 38.3 | 433 | 08.02.1988 |

## Dauertabelle

Unterschrittene Abflüsse $m^3/s$

| Unterschreitungsdauer in Tagen | Abfluß-jahr (*) 2000 | Kalenderjahr 2000 | 1973/2000 28 Kalenderjahre Obere Hüllwerte | Mittlere Werte | Untere Hüllwerte |
|---|---|---|---|---|---|
| (365) | 2.86 | 2.86 | | | |
| 364 | 2.74 | 2.74 | 10.3 | 4.57 | 1.65 |
| 363 | 2.59 | 2.59 | 8.69 | 4.17 | 1.61 |
| 362 | 2.57 | 2.57 | 6.73 | 3.85 | 1.56 |
| 361 | 2.54 | 2.54 | 6.64 | 3.70 | 1.55 |
| 360 | 2.49 | 2.49 | 5.18 | 3.57 | 1.55 |
| 359 | 2.49 | 2.49 | 4.96 | 3.47 | 1.55 |
| 358 | 2.49 | 2.49 | 4.86 | 3.37 | 1.54 |
| 357 | 2.39 | 2.39 | 4.84 | 3.32 | 1.53 |
| 356 | 2.39 | 2.39 | 4.68 | 3.26 | 1.49 |
| 350 | 2.22 | 2.21 | 4.46 | 2.92 | 1.43 |
| 340 | 2.10 | 2.00 | 4.09 | 2.56 | 1.30 |
| 330 | 1.95 | 1.81 | 3.62 | 2.30 | 1.27 |
| 320 | 1.85 | 1.74 | 3.25 | 2.11 | 1.22 |
| 300 | 1.76 | 1.62 | 2.90 | 1.86 | 1.16 |
| 270 | 1.61 | 1.45 | 2.44 | 1.62 | 1.09 |
| 240 | 1.44 | 1.37 | 2.26 | 1.45 | 0.959 |
| 210 | 1.35 | 1.30 | 2.10 | 1.32 | 0.905 |
| 183 | 1.26 | 1.24 | 1.84 | 1.24 | 0.790 |
| 150 | 1.13 | 1.15 | 1.58 | 1.11 | 0.700 |
| 130 | 1.07 | 1.11 | 1.52 | 1.04 | 0.670 |
| 120 | 1.05 | 1.09 | 1.49 | 0.997 | 0.670 |
| 110 | 1.02 | 1.06 | 1.45 | 0.961 | 0.650 |
| 100 | 0.979 | 1.05 | 1.41 | 0.928 | 0.630 |
| 90 | 0.950 | 1.01 | 1.33 | 0.898 | 0.620 |
| 80 | 0.934 | 0.958 | 1.30 | 0.867 | 0.590 |
| 70 | 0.910 | 0.942 | 1.27 | 0.836 | 0.580 |
| 60 | 0.890 | 0.919 | 1.21 | 0.804 | 0.570 |
| 50 | 0.844 | 0.890 | 1.16 | 0.771 | 0.559 |
| 40 | 0.813 | 0.840 | 1.07 | 0.720 | 0.480 |
| 30 | 0.780 | 0.781 | 1.03 | 0.671 | 0.420 |
| 25 | 0.763 | 0.763 | 1.01 | 0.648 | 0.420 |
| 20 | 0.755 | 0.755 | 1.00 | 0.619 | 0.390 |
| 15 | 0.747 | 0.747 | 0.990 | 0.587 | 0.360 |
| 10 | 0.714 | 0.714 | 0.980 | 0.544 | 0.350 |
| 9 | 0.709 | 0.709 | 0.970 | 0.531 | 0.331 |
| 8 | 0.702 | 0.702 | 0.970 | 0.522 | 0.293 |
| 7 | 0.696 | 0.696 | 0.970 | 0.511 | 0.256 |
| 6 | 0.694 | 0.694 | 0.970 | 0.504 | 0.232 |
| 5 | 0.693 | 0.693 | 0.960 | 0.488 | 0.217 |
| 4 | 0.690 | 0.690 | 0.960 | 0.475 | 0.186 |
| 3 | 0.686 | 0.686 | 0.940 | 0.441 | 0.181 |
| 2 | 0.683 | 0.683 | 0.890 | 0.400 | 0.178 |
| 1 | 0.658 | 0.658 | 0.890 | 0.350 | 0.156 |
| 0 | 0.608 | 0.608 | 0.790 | 0.154 | 0.154 |

(*) Abflußjahr: 1.11. des Vorjahres bis 31.10.

Repräsentativ für die Hydrologische Landschaft Löninger Höhen

$A_{Eo}$ : 40.0 $km^2$

PNP : NN + 4.20 m

Lage: 17.1 km oberhalb der Mündung rechts

Q $m^3/s$

Pegel : Dorfhagen Nr. 4976103

Gewässer : Drepte

Gebiet : Unterweser

## Tageswerte

| Tag | 1999 Nov | 1999 Dez | 2000 Jan | Feb | Mrz | Apr | Mai | Jun | Jul | Aug | Sep | Okt | Nov | Dez |
|---|---|---|---|---|---|---|---|---|---|---|---|---|---|---|
| 1. | 0.101 | 0.090 | 0.231 | 0.423 | 0.337 | 0.251 | 0.211 | 0.144 | 0.090 | 0.136 | 0.124 | 0.115 | 0.159 | 0.151 |
| 2. | 0.101 | 0.097 | 0.238 | 0.338 | 0.317 | 0.483 | 0.212 | 0.143 | 0.089 | 0.555 | 0.122 | 0.130 | 0.204 | 0.151 |
| 3. | 0.101 | 0.166 | 0.225 | 0.295 | 1.49 | 0.371 | 0.197 | 0.142 | 0.089 | 0.292 | 0.309 | 0.144 | 0.185 | 0.151 |
| 4. | 0.101 | 0.248 | 0.579 | 0.253 | 1.55 | 0.288 | 0.197 | 0.141 | 0.101 | 0.175 | 0.284 | 0.131 | 0.157 | 0.151 |
| 5. | 0.101 | 0.186 | 0.640 | 0.292 | 0.723 | 0.247 | 0.182 | 0.140 | 0.101 | 0.146 | 0.174 | 0.159 | 0.143 | 0.151 |
| 6. | 0.101 | 0.196 | 0.366 | 0.270 | 0.724 | 0.209 | 0.183 | 0.171 | 0.126 | 0.134 | 0.158 | 0.114 | 0.143 | 0.150 |
| 7. | 0.115 | 1.02 | 0.354 | 0.249 | 0.595 | 0.208 | 0.167 | 0.170 | 0.125 | 0.134 | 0.156 | 0.114 | 0.142 | 0.150 |
| 8. | 0.128 | 0.506 | 0.320 | 0.268 | 2.02 | 0.207 | 0.167 | 0.153 | 0.124 | 0.122 | 0.154 | 0.113 | 0.142 | 0.150 |
| 9. | 0.128 | 0.222 | 0.307 | 0.503 | 2.54 | 0.206 | 0.168 | 0.137 | 0.123 | 0.121 | 0.180 | 0.098 | 0.141 | 0.163 |
| 10. | 0.115 | 0.177 | 0.271 | 0.348 | 1.80 | 0.189 | 0.169 | 0.120 | 0.122 | 0.121 | 0.205 | 0.112 | 0.141 | 0.150 |
| 11. | 0.115 | 0.225 | 0.255 | 0.529 | 1.17 | 0.188 | 0.152 | 0.119 | 0.121 | 0.120 | 0.162 | 0.141 | 0.127 | 0.176 |
| 12. | 0.115 | 1.02 | 0.243 | 0.308 | 0.785 | 0.188 | 0.153 | 0.119 | 0.120 | 0.120 | 0.146 | 0.155 | 0.127 | 0.444 |
| 13. | 0.115 | 0.919 | 0.242 | 0.390 | 1.05 | 0.187 | 0.154 | 0.118 | 0.107 | 0.120 | 0.120 | 0.140 | 0.197 | 0.543 |
| 14. | 0.115 | 0.972 | 0.240 | 0.350 | 1.08 | 0.186 | 0.155 | 0.117 | 0.106 | 0.119 | 0.121 | 0.140 | 0.179 | 0.287 |
| 15. | 0.115 | 0.686 | 0.221 | 0.309 | 1.56 | 0.185 | 0.155 | 0.116 | 0.106 | 0.107 | 0.123 | 0.125 | 0.166 | 0.272 |
| 16. | 0.115 | 0.214 | 0.220 | 0.632 | 1.14 | 0.184 | 0.139 | 0.115 | 0.106 | 0.105 | 0.124 | 0.125 | 0.165 | 0.603 |
| 17. | 0.112 | 0.196 | 0.219 | 0.683 | 0.576 | 0.183 | 0.139 | 0.115 | 0.105 | 0.126 | 0.125 | 0.124 | 0.152 | 0.512 |
| 18. | 0.136 | 0.289 | 0.217 | 0.413 | 0.475 | 0.182 | 0.122 | 0.114 | 0.105 | 0.125 | 0.126 | 0.110 | 0.152 | 0.282 |
| 19. | 0.146 | 0.228 | 0.216 | 0.609 | 0.450 | 0.183 | 0.121 | 0.098 | 0.105 | 0.124 | 0.128 | 0.109 | 0.152 | 0.229 |
| 20. | 0.143 | 0.193 | 0.197 | 0.685 | 0.367 | 0.200 | 0.121 | 0.098 | 0.104 | 0.133 | 0.115 | 0.109 | 0.152 | 0.195 |
| 21. | 0.140 | 0.201 | 0.232 | 0.353 | 0.325 | 0.201 | 0.120 | 0.097 | 0.104 | 0.142 | 0.116 | 0.108 | 0.152 | 0.169 |
| 22. | 0.125 | 0.178 | 0.515 | 0.292 | 0.303 | 0.202 | 0.119 | 0.096 | 0.092 | 0.156 | 0.117 | 0.108 | 0.152 | 0.156 |
| 23. | 0.122 | 0.450 | 0.513 | 0.272 | 0.281 | 0.203 | 0.136 | 0.096 | 0.091 | 0.154 | 0.109 | 0.108 | 0.139 | 0.143 |
| 24. | 0.119 | 0.636 | 0.289 | 0.252 | 0.259 | 0.220 | 0.135 | 0.095 | 0.091 | 0.152 | 0.110 | 0.107 | 0.139 | 0.145 |
| 25. | 0.116 | 0.675 | 0.227 | 0.314 | 0.471 | 0.241 | 0.134 | 0.094 | 0.163 | 0.150 | 0.111 | 0.177 | 0.138 | 0.147 |
| 26. | 0.114 | 0.768 | 0.226 | 0.294 | 0.754 | 0.222 | 0.150 | 0.094 | 0.297 | 0.149 | 0.122 | 0.176 | 0.138 | 0.133 |
| 27. | 0.100 | 0.835 | 0.306 | 0.253 | 0.752 | 0.207 | 0.149 | 0.093 | 0.162 | 0.132 | 0.196 | 0.175 | 0.138 | 0.120 |
| 28. | 0.098 | 0.574 | 0.304 | 0.216 | 0.420 | 0.208 | 0.148 | 0.092 | 0.398 | 0.130 | 0.168 | 0.243 | 0.151 | 0.121 |
| 29. | 0.095 | 0.351 | 0.732 | 0.295 | 0.336 | 0.209 | 0.147 | 0.091 | 0.374 | 0.129 | 0.170 | 0.174 | 0.230 | 0.138 |
| 30. | 0.093 | 0.289 | 1.23 | | 0.294 | 0.194 | 0.146 | 0.091 | 0.178 | 0.127 | 0.141 | 0.160 | 0.177 | 0.140 |
| 31. | | 0.242 | 0.623 | | 0.272 | | 0.145 | | 0.148 | 0.125 | | 0.223 | | 0.141 |

## Hauptwerte

| | | | | | | | | | | | | | | |
|---|---|---|---|---|---|---|---|---|---|---|---|---|---|---|
| Tag | 30. | 1. | 20. | 28. | 24. | 18. | 22. | 29.+ | 2.+ | 16. | 23. | 9. | 11.+ | 27. |
| NQ | 0.093 | 0.090 | 0.197 | 0.216 | 0.259 | 0.182 | 0.119 | 0.091 | 0.089 | 0.105 | 0.109 | 0.098 | 0.127 | 0.120 |
| MQ | 0.115 | 0.421 | 0.355 | 0.369 | 0.813 | 0.221 | 0.155 | 0.118 | 0.138 | 0.151 | 0.151 | 0.138 | 0.156 | 0.213 |
| HQ | 0.171 | 1.27 | 1.95 | 1.31 | 2.98 | 0.609 | 0.212 | 0.187 | 0.668 | 0.718 | 0.562 | 0.298 | 0.247 | 0.796 |
| Tag | 19. | 14. | 30. | 16. | 9. | 2. | 2. | 6. | 28. | 2. | 3. | 28. | 29. | 16. |
| $h_N$ mm | | | | | | | | | | | | | | |
| $h_A$ mm | 7 | 28 | 24 | 23 | 54 | 14 | 10 | 8 | 9 | 10 | 10 | 9 | 10 | 14 |

| | 1980/1999 | | 1981/2000 | | | | | | 20 Jahre | | | | | |
|---|---|---|---|---|---|---|---|---|---|---|---|---|---|---|
| Jahr | 1999 | 1999 | 1997 | 1997 | 1996 | 1993 | 1993 | 1992 | 1983 | 1996 | 1997 | 1988 | 1999 | 1999 |
| NQ | 0.093 | 0.090 | 0.132 | 0.136 | 0.155 | 0.127 | 0.103 | 0.080 | 0.048 | 0.080 | 0.076 | 0.055 | 0.093 | 0.090 |
| MNQ | 0.161 | 0.182 | 0.226 | 0.214 | 0.220 | 0.193 | 0.151 | 0.127 | 0.110 | 0.114 | 0.119 | 0.126 | 0.158 | 0.176 |
| MQ | 0.340 | 0.450 | 0.540 | 0.436 | 0.506 | 0.300 | 0.226 | 0.214 | 0.188 | 0.177 | 0.215 | 0.255 | 0.327 | 0.433 |
| MHQ | 1.47 | 2.01 | 2.07 | 1.75 | 2.19 | 0.964 | 0.622 | 1.00 | 1.11 | 0.639 | 0.805 | 1.22 | 1.38 | 1.93 |
| HQ | 3.44 | 4.82 | 3.51 | 3.87 | 4.73 | 2.41 | 2.40 | 4.18 | 4.18 | 2.43 | 4.08 | 5.18 | 3.44 | 4.82 |
| Jahr | 1984 | 1998 | 1988 | 1999 | 1981 | 1989 | 1992 | 1981 | 1981+ | 1985 | 1987 | 1993 | 1984 | 1998 |
| $Mh_N$ mm | | | | | | | | | | | | | | |
| $Mh_A$ mm | 22 | 30 | 36 | 27 | 34 | 19 | 15 | 14 | 13 | 12 | 14 | 17 | 21 | 29 |

| | | Abflußjahr (*) 2000 Jahr | Datum | Winter | Sommer | Kalenderjahr 2000 Jahr | Datum |
|---|---|---|---|---|---|---|---|
| NQ | $m^3/s$ | 0.089 | am 02.07.2000 | 0.090 | 0.089 | 0.089 | am 02.07.2000 |
| MQ | $m^3/s$ | 0.263 | | 0.385 | 0.142 | 0.248 | |
| HQ | $m^3/s$ | 2.98 | am 09.03.2000 bei W= 94 cm | 2.98 | 0.718 | 2.98 | am 09.03.2000 bei W= 94 cm |
| Nq | $l/(s km^2)$ | 2.22 | | 2.25 | 2.22 | 2.22 | |
| Mq | $l/(s km^2)$ | 6.58 | | 9.62 | 3.55 | 6.20 | |
| Hq | $l/(s km^2)$ | 74.5 | | 74.5 | 18.0 | 74.5 | |
| $h_N$ | mm | | | | | | |
| $h_A$ | mm | 208 | | 151 | 56 | 196 | |
| | | 1981/2000 (*) 20 Jahre | | | | 1981/2000 | |
| NQ | $m^3/s$ | 0.048 | am 13.07.1983 | 0.090 | 0.048 | 0.048 | am 13.07.1983 |
| MNQ | $m^3/s$ | 0.092 | | 0.150 | 0.092 | 0.092 | |
| MQ | $m^3/s$ | 0.320 | | 0.430 | 0.213 | 0.318 | |
| MHQ | $m^3/s$ | 3.43 | | 3.12 | 2.26 | 3.41 | |
| HQ | $m^3/s$ | 5.18 | am 15.10.1993 bei W= 132 cm | 4.82 | 5.18 | 5.18 | am 15.10.1993 bei W= 132 cm |
| $HQ_1$ | $m^3/s$ | | | | | | |
| $HQ_5$ | $m^3/s$ | | | | | | |
| MNq | $l/(s km^2)$ | 2.30 | | 3.75 | 2.30 | 2.30 | |
| Mq | $l/(s km^2)$ | 8.00 | | 10.8 | 5.32 | 7.95 | |
| MHq | $l/(s km^2)$ | 85.8 | | 78.0 | 56.5 | 85.2 | |
| $Mh_N$ | mm | | | | | | |
| $Mh_A$ | mm | 253 | | 169 | 85 | 251 | |

## Extremwerte

| | Niedrigwasser $m^3/s$ | $l/(s km^2)$ | Datum | Hochwasser $m^3/s$ | $l/(s km^2)$ | cm | Datum |
|---|---|---|---|---|---|---|---|
| 1 | 0.048 | 1.20 | 13.07.1983 | 5.18 | 130 | 132 | 15.10.1993 |
| 2 | 0.055 | 1.38 | 05.10.1988 | 4.82 | 120 | 135 | 13.12.1998 |
| 3 | 0.076 | 1.90 | 29.09.1997 | 4.73 | 118 | 127 | 28.10.1998 |
| 4 | 0.078 | 1.95 | 09.09.1999 | 4.73 | 118 | 139 | 12.03.1981 |
| 5 | 0.079 | 1.98 | 01.07.1992 | 4.66 | 116 | 126 | 23.03.1988 |
| 6 | 0.080 | 2.00 | 28.08.1996 | 4.18 | 104 | 127 | 23.07.1987 |
| 7 | 0.080 | 2.00 | 04.07.1993 | 4.18 | 104 | 130 | 30.06.1981 |
| 8 | 0.081 | 2.02 | 05.08.1996 | 4.08 | 102 | 127 | 06.09.1987 |
| 9 | 0.083 | 2.08 | 31.08.1999 | 3.94 | 98.5 | 113 | 08.07.1994 |
| 10 | 0.084 | 2.10 | 04.08.1982 | 3.87 | 96.8 | 112 | 20.02.1999 |

## Dauertabelle

| Unterschreitungsdauer in Tagen | Unterschrittene Abflüsse $m^3/s$: Abfluß-jahr (*) 2000 | Kalenderjahr 2000 | 1981/2000 20 Kalenderjahre Obere Hüllwerte | Mittlere Werte | Untere Hüllwerte |
|---|---|---|---|---|---|
| (365) | 2.54 | 2.54 | | | |
| 364 | 2.02 | 2.02 | 4.71 | 2.60 | 1.15 |
| 363 | 1.80 | 1.80 | 4.02 | 2.23 | 1.07 |
| 362 | 1.56 | 1.56 | 3.44 | 1.97 | 0.915 |
| 361 | 1.55 | 1.55 | 3.21 | 1.80 | 0.847 |
| 360 | 1.49 | 1.49 | 2.73 | 1.66 | 0.674 |
| 359 | 1.23 | 1.23 | 2.60 | 1.53 | 0.566 |
| 358 | 1.17 | 1.17 | 2.60 | 1.44 | 0.523 |
| 357 | 1.14 | 1.14 | 2.60 | 1.39 | 0.455 |
| 356 | 1.08 | 1.08 | 2.14 | 1.33 | 0.420 |
| 350 | 0.835 | 0.724 | 1.48 | 1.06 | 0.390 |
| 340 | 0.683 | 0.579 | 1.19 | 0.805 | 0.313 |
| 330 | 0.574 | 0.475 | 0.974 | 0.632 | 0.262 |
| 320 | 0.471 | 0.371 | 0.845 | 0.530 | 0.241 |
| 300 | 0.320 | 0.303 | 0.629 | 0.412 | 0.217 |
| 270 | 0.255 | 0.247 | 0.452 | 0.318 | 0.183 |
| 240 | 0.217 | 0.205 | 0.358 | 0.265 | 0.166 |
| 210 | 0.187 | 0.178 | 0.314 | 0.232 | 0.157 |
| 183 | 0.166 | 0.157 | 0.276 | 0.210 | 0.151 |
| 150 | 0.144 | 0.149 | 0.247 | 0.184 | 0.134 |
| 130 | 0.135 | 0.142 | 0.235 | 0.171 | 0.128 |
| 120 | 0.127 | 0.140 | 0.230 | 0.166 | 0.119 |
| 110 | 0.126 | 0.135 | 0.223 | 0.160 | 0.113 |
| 100 | 0.123 | 0.129 | 0.217 | 0.155 | 0.111 |
| 90 | 0.121 | 0.126 | 0.213 | 0.150 | 0.109 |
| 80 | 0.120 | 0.124 | 0.210 | 0.145 | 0.108 |
| 70 | 0.116 | 0.122 | 0.204 | 0.139 | 0.106 |
| 60 | 0.115 | 0.121 | 0.195 | 0.133 | 0.104 |
| 50 | 0.110 | 0.116 | 0.192 | 0.126 | 0.098 |
| 40 | 0.107 | 0.111 | 0.185 | 0.119 | 0.096 |
| 30 | 0.104 | 0.108 | 0.181 | 0.113 | 0.094 |
| 25 | 0.104 | 0.106 | 0.178 | 0.108 | 0.091 |
| 20 | 0.100 | 0.104 | 0.170 | 0.104 | 0.086 |
| 15 | 0.096 | 0.097 | 0.167 | 0.099 | 0.077 |
| 10 | 0.094 | 0.095 | 0.162 | 0.094 | 0.072 |
| 9 | 0.093 | 0.093 | 0.162 | 0.093 | 0.070 |
| 8 | 0.093 | 0.093 | 0.162 | 0.092 | 0.068 |
| 7 | 0.092 | 0.093 | 0.161 | 0.091 | 0.066 |
| 6 | 0.092 | 0.092 | 0.161 | 0.089 | 0.065 |
| 5 | 0.092 | 0.092 | 0.156 | 0.088 | 0.062 |
| 4 | 0.092 | 0.092 | 0.155 | 0.086 | 0.061 |
| 3 | 0.091 | 0.092 | 0.155 | 0.084 | 0.060 |
| 2 | 0.091 | 0.090 | 0.155 | 0.081 | 0.059 |
| 1 | 0.090 | 0.090 | 0.153 | 0.077 | 0.050 |
| 0 | 0.089 | 0.089 | 0.150 | 0.048 | 0.048 |

(*) Abflußjahr: 1.11. des Vorjahres bis 31.10.

Repräsentativ für die Hydrologische Landschaft Wesermünder Geest

# Grundwassermeßstellen

## Stammdaten

| Meßstelle | | | Lage | | Höhe (NN+m) | | Stock- | Druck- | Geologie | | | |
|---|---|---|---|---|---|---|---|---|---|---|---|---|
| Nummer | Bezeichnung | Art | TK 25 | Rechtswert Hochwert | Gelände Meßpunkt | UK- Filter | werk | verhält- nisse | Gestein Formation | Grundwasser- Landschaft | Land | Daten verfügbar bei |
| 26184561 | Axstedt | R | 2618 | 3485440<br>5912250 | 19,80<br>20,48 | 2,71 | 2 | f | Untere Sande<br>Quartär | Bederkesa-<br>Zeverner Geest | NI | NLWK Stade<br>NLÖ Hildesheim |
| 28244571 | Reinsehlen I | R | 2824 | 3553280<br>5891000 | 72,24<br>72,15 | 44,75 | 2 | f | Mittelsand<br>Quartär | Lüneburger<br>Heide-Görde | NI | Hamb.Wasserwerke<br>NLWK Verden |
| 31165531 | Rechterfeld | R | 3116 | 3458560<br>5856850 | 46,52<br>46,92 | 38,72 | 2 | f | Untere Sande<br>Quartär | Hümmling-<br>Cloppenburg-<br>Bassumer Geest | NI | NLWK Cloppenb.<br>NLÖ Hildesheim |
| 33225991 | Büren I | R | 3322 | 3533520<br>5829190 | 59,40<br>60,33 | 23,33 | 2 | | Mittelsand<br>Quartär | Rehburger<br>Stadium | NI | NLWK Hildesheim<br>NLÖ Hildesheim |
| 39284451 | Groß Mahner | R | 3928 | 3597810<br>5770210 | 107,89<br>108,34 | 103,18 | 2 | g | Untere Sande<br>Quartär | Kluft-Grund-<br>wasserleiter | NI | NLWK Braunschw.<br>NLÖ Hildesheim |
| 434027 | Schönberg | R | 5121 | 3521280<br>5635580 | 248,83<br>249,43 | 196,73 | | | Sandstein<br>Mittlerer Bunt-<br>sandstein | Fulda-Bergland<br>mit Knüll | HE | RPU Kassel<br>HLUG Wiesbaden |
| 55290500 | Themar | R | 5529 | 4403000<br>5596460 | 354,44<br>355,77 | 240,27 | 1 | f | Sandstein<br>Mittlerer Bunt-<br>sandstein | Tafeldeckgeb.<br>Meininger Mulde | TH | SUA Suhl<br>TLU Jena |

# Quellschüttungsmeßstellen

## Stammdaten

| Meßstelle | | | Lage | | | Austritts- | Geologie | | | |
|---|---|---|---|---|---|---|---|---|---|---|
| Nummer | Bezeichnung | Art | Gebiets-kennzahl | TK 25 | Rechtswert Hochwert | höhe NN+m | Gestein Formation | Grundwasser-Landschaft | Land | Daten verfügbar bei |
| 38224041 | Hamelquelle | $Qu_f$ | 4572110 | 3822 | 352775 578456 | 152,00 | Weißjura Jura | Kluftgrundwasser-leiter | NI | StAWA Hildesheim NLÖ Hildeshiem |
| 38264751 | Herrenquelle | $Qu_f$ | 4886380 | 3826 | 357514 577770 | 170,00 | Weißjura Jura | Schichtgebundener GW-Abfluß | NI | StAWA Hildesheim NLÖ Hildesheim |
| 44254621 | Springmühle Grone | $Qu_f$ | 4881752 | 4425 | 356092 571129 | 160,00 | Muschelkalk Trias | Schichtgebundener GW-Abfluß | NI | StAWA Göttingen NLÖ Hildesheim |
| 384509 | Glockenbrunnen Calden | $Qu_a$ | 4481142 | 4522 | 352812 569750 | 233,00 | Muschelkalk Trias | Diemelplatte | HE | RPU Kassel HLUG Wiesbaden |
| 410503 | Kressenteichquelle Breitau | $Qu_f$ | 4186473 | 4926 | 357026 565927 | 241,00 | Muschelkalk Trias | Ringgau | HE | RPU Kassel HLUG Wiesbaden |
| 462528 | Schwarzbachquelle Grebenau | $Qu_f$ | 4254150 | 5222 | 353499 562152 | 317,70 | Buntsandstein Trias | Mittelhessische Senke | HE | RPU Marburg HLUG Wiesbaden |
| 463502 | Hünbornquelle Großentaft | $Qu_a$ | 4183000 | 5225 | 356131 562364 | 300,00 | Muschelkalk Trias | Rhön | HE | RPU Fulda HLUG Wiesbaden |
| 488501 | Fuldaquelle Gersfeld | $Qu_f$ | 4211100 | 5525 | 356773 559557 | 860,00 | Basalt | Rhön | HE | RPU Fulda HLUG Wiesbaden |

# $Q_{Qu}$

Hauptwerte l/s

| | | | Kalenderjahr | | | | | | | | | | | | | | | | |
|---|---|---|---|---|---|---|---|---|---|---|---|---|---|---|---|---|---|---|---|
| | | | Abflußjahr * | | | | | | | | | | | | | | | | |
| Zeit- | NOV | DEZ | JAN | FEB | MRZ | APR | MAI | JUN | JUL | AUG | SEP | OKT | NOV | DEZ | Kalenderjahr | | | | Meßstellen- |
| spanne | Monatsmittel (MQ) | | | | | | | | | | | | | | NQ | MQ | MQ * | HQ | nummer |
| 2000 | 24,10 | 61,20 | 75,50 | 143,00 | 210,00 | 79,00 | 34,80 | 26,00 | 22,90 | 21,70 | 18,60 | 18,00 | 18,00 | 23,60 | 18,00 | 57,40 | 61,10 | 353,00 | 38224041 |
| 1996/2000 | 67,80 | 74,90 | 65,80 | 98,50 | 129,00 | 78,20 | 52,90 | 35,10 | 37,00 | 27,10 | 26,60 | 44,30 | 66,10 | 74,10 | 16,20 | 61,10 | 61,30 | 458,00 | |
| 1954/2000 | 50,62 | 82,93 | 75,89 | 90,25 | 97,54 | 92,90 | 60,83 | 49,78 | 48,44 | 34,91 | 29,56 | 36,01 | 50,79 | 81,34 | 16,20 | 62,39 | 62,47 | 491,00 | |
| 2000 | 0,07 | 0,48 | 0,32 | 0,70 | 1,04 | 1,10 | | | 2,12 | 0,40 | 0,37 | 0,42 | | 0,37 | 0,07 | 0,76 | 0,70 | 2,12 | 38264751 |
| 1996/2000 | 1,12 | 1,32 | 1,35 | 1,69 | 2,27 | 2,63 | 2,61 | 1,93 | 1,67 | 0,95 | 0,89 | 0,95 | | | | | | | |
| 1962/2000 | 2,11 | 2,44 | 2,73 | 2,75 | 2,89 | 3,28 | 3,61 | 3,22 | 2,91 | 2,21 | 1,98 | 1,98 | | | | | | | |
| 2000 | 236,00 | 207,00 | 209,00 | 223,00 | 335,00 | 321,00 | 331,00 | 317,00 | 362,00 | 410,00 | 372,00 | 300,00 | 276,00 | 236,00 | 189,00 | 308,00 | 302,00 | 427,00 | 44254621 |
| 1996/2000 | 223,00 | 211,00 | 215,00 | 224,00 | 252,00 | 251,00 | 261,00 | 245,00 | 253,00 | 250,00 | 228,00 | 240,00 | 234,00 | 218,00 | 125,00 | 239,00 | 595,00 | 427,00 | |
| 1951/2000 | 222,00 | 224,00 | 242,00 | 258,00 | 287,00 | 270,00 | 266,00 | 250,00 | 240,00 | 233,00 | 226,00 | 225,00 | 223,00 | 224,00 | 114,00 | 244,00 | 244,00 | 427,00 | |
| 2000 | 10,78 | 10,54 | 16,58 | 26,10 | 29,75 | 34,80 | 30,00 | 21,60 | 17,74 | 14,80 | 12,85 | 9,98 | 7,95 | 7,54 | 7,37 | 19,10 | 19,58 | 35,10 | 384509 |
| 1996/2000 | 14,34 | 15,52 | 17,60 | 20,47 | 23,46 | 23,80 | 21,19 | 17,96 | 16,10 | 12,88 | 10,87 | 11,75 | 14,12 | 15,32 | 1,15 | 16,45 | 16,47 | 40,20 | |
| 1961/2000 | 11,52 | 13,75 | 17,60 | 20,60 | 23,52 | 24,31 | 21,80 | 19,42 | 17,62 | 14,95 | 12,76 | 11,70 | 11,49 | 13,57 | 0,20 | 17,35 | 17,37 | 44,00 | |
| 2000 | 112,18 | 270,00 | 400,80 | 578,50 | 781,00 | 498,25 | 363,60 | 201,25 | 123,20 | 106,00 | 92,25 | 83,40 | 110,50 | 124,00 | 81,00 | 285,73 | 297,69 | 867,00 | 410503 |
| 1996/2000 | 289,41 | 331,79 | 314,62 | 387,35 | 505,38 | 359,47 | 310,83 | 201,00 | 147,91 | 124,45 | 117,94 | 164,47 | 266,91 | 303,09 | 81,00 | 267,01 | 271,32 | 867,00 | |
| 1961/2000 | 204,66 | 309,45 | 368,15 | 412,34 | 448,70 | 443,60 | 361,91 | 303,53 | 238,37 | 187,96 | 153,04 | 155,66 | 198,23 | 302,18 | 48,00 | 296,86 | 298,02 | 900,00 | |
| 2000 | 0,10 | 0,20 | 0,37 | 0,78 | 1,70 | 0,87 | 0,48 | 0,23 | 0,24 | 0,30 | 0,40 | 0,40 | 0,53 | 0,51 | 0,17 | 0,56 | 0,50 | 1,72 | 462528 |
| 1996/2000 | 0,48 | 0,51 | 0,54 | 0,62 | 1,09 | 0,84 | 0,73 | 0,33 | 0,24 | 0,18 | 0,18 | 0,31 | 0,55 | 0,59 | 0,07 | 0,52 | 0,51 | 2,61 | |
| 1961/2000 | 0,36 | 0,61 | 0,73 | 0,87 | 1,05 | 1,17 | 1,06 | 0,75 | 0,51 | 0,36 | 0,27 | 0,25 | 0,36 | 0,58 | 0,02 | 0,66 | 0,66 | 2,61 | |
| 2000 | 5,21 | 17,48 | 26,20 | 38,13 | 44,00 | 25,58 | 9,90 | 4,94 | 4,18 | 4,18 | 4,56 | 13,46 | 19,30 | 12,13 | 4,18 | 16,92 | 16,03 | 46,50 | 463502 |
| 1996/2000 | 17,35 | 21,97 | 19,14 | 23,73 | 29,97 | 22,80 | 16,59 | 8,45 | 4,68 | 4,30 | 4,43 | 12,48 | 18,55 | 20,69 | 2,61 | 15,46 | 15,42 | 50,10 | |
| 1961/2000 | 13,40 | 23,73 | 24,69 | 24,87 | 26,76 | 23,68 | 16,51 | 14,51 | 10,60 | 8,89 | 7,22 | 8,42 | 13,31 | 23,30 | 0,87 | 16,78 | 16,84 | 180,00 | |
| 2000 | 0,35 | 0,36 | 0,37 | 0,49 | 1,12 | 1,21 | 0,85 | 0,46 | 0,27 | 0,36 | 0,43 | 0,68 | 0,84 | 0,92 | 0,21 | 0,66 | 0,57 | 1,43 | 488501 |
| 1996/2000 | 1,32 | 1,39 | 1,42 | 1,36 | 1,60 | 1,63 | 1,44 | 1,20 | 1,06 | 0,96 | 0,98 | 1,14 | 1,21 | 1,29 | 0,21 | 1,28 | 1,30 | 2,58 | |
| 1961/2000 | 2,03 | 2,76 | 3,00 | 2,93 | 3,31 | 4,12 | 2,80 | 2,14 | 1,88 | 1,59 | 1,47 | 1,64 | 1,94 | 2,70 | 0,13 | 2,46 | 2,47 | 17,2 | |

* Abflußjahr: 1.11. des Vorjahres bis 31.10.

$A_{Eo}$ : 5.497 km²

Lage : 0,5 km oberhalb der Mündung

Messstelle: **Hann.-Münden.W.** Nr. **41906100**
Gewässer: Werra
Gebiet: Werra

| Bezeichnung | Zeit-spanne | Kalenderjahr 2000 | | | | | | | | | | | | | |
|---|---|---|---|---|---|---|---|---|---|---|---|---|---|---|---|
| | | Abflussjahr * 2000 | | | | | | | | | | | | | |
| | | Nov | Dez | Jan | Feb | Mrz | Apr | Mai | Jun | Jul | Aug | Sep | Okt | Nov | Dez |
| S-Konzentration mittlere g/m³ | 2000 | 29 | 34 | 55 | 86 | 77 | 26 | 32 | 43 | 45 | 49 | 44 | 30 | 23 | 38 |
| | 1966/2000 | 57 | 66 | 63 | 54 | 71 | 78 | 70 | 89 | 87 | 86 | 99 | 58 | 56 | 65 |
| größte g/m³ | 2000 | 76 | 112 | 405 | 393 | 157 | 54 | 47 | 104 | 88 | 70 | 70 | 53 | 58 | 100 |
| | 1966/2000 | 530 | 1430 | 1390 | 1350 | 2300 | 7270 | 2090 | 1459 | 3230 | 1020 | 1410 | 714 | 530 | 1430 |
| Messungen | | W | W | W | W | W | W | W | W | W | W | W | W | W | W |
| Abfluss m³/s MQ | 2000 | 30 | 60 | 66 | 107 | 137 | 57 | 35 | 24 | 23 | 21 | 25 | 22 | 32 | 34 |
| MQ | 1966/2000 | 41 | 68 | 75 | 72 | 83 | 80 | 50 | 42 | 33 | 27 | 25 | 30 | 41 | 67 |
| S-Transport kg/s | 2000 | 0,91 | 2,19 | 4,56 | 9,84 | 10,73 | 1,57 | 1,12 | 1,01 | 1,07 | 1,02 | 1,07 | 0,67 | 0,72 | 1,33 |
| | 1966/2000 | 2,67 | 6,15 | 5,95 | 4,97 | 7,97 | 8,55 | 4,80 | 5,48 | 3,07 | 2,48 | 2,31 | 1,99 | 2,61 | 6,02 |
| S-Fracht t | 2000 | 2364 | 5876 | 12205 | 24665 | 28749 | 4057 | 3003 | 2611 | 2870 | 2741 | 2775 | 1781 | 1876 | 3556 |
| | 1966/2000 | 6918 | 16473 | 15928 | 12113 | 21359 | 22151 | 12849 | 14194 | 8229 | 6633 | 5985 | 5342 | 6778 | 16114 |

| | | Abflussj. | Datum | Kalenderj. | Datum |
|---|---|---|---|---|---|
| S-Konzentration mittlere g/m³ | 2000 | 46 | | 46 | |
| | 1966/2000 | 73 | | 73 | |
| größte g/m³ | 2000 | 405 | 31.01.00 | 405 | 31.01.00 |
| | 1966/2000 | 7270 | 14.04.69 | 7270 | 14.04.69 |
| Messungen | | 253 | | 251 | |
| Abfluss m³/s MQ | 2000 | 51 | | 49 | |
| MQ | 1966/2000 | 52 | | 52 | |
| S-Transport kg/s | 2000 | 2,98 | | 3,00 | |
| | 1966/2000 | 4,70 | | 5,00 | |
| S-Fracht t | 2000 | 93699 | | 90891 | |
| | 1966/2000 | 148173 | | 147674 | |
| S-Abtrag t/km² | 2000 | 17,05 | | 17,00 | |
| | 1966/2000 | 26,96 | | 27,00 | |

Bezugspegel: Letzter Heller Nr. 41900206
$A_{Eo}$ = 5.487 km²
PNP = NN + 117,40 m
Lage : 2,3 km oberhalb der Mündung links

| Abfluss-Hauptwerte m³/s | Abflussj. 2000 | Kalenderj. 2000 | Abflussj. 1966/2000 | Kalenderj. 1966/2000 |
|---|---|---|---|---|
| NQ | 17 | 17 | 10 | 10 |
| MNQ | | | 15 | 16 |
| MQ | 51 | 49 | 52 | 52 |
| MHQ | | | 249 | 244 |
| HQ | 193 | 193 | 464 | 464 |

* Abflussjahr: 1.11. des Vorjahres bis 31.10.
W = Messungen werktäglich (Mo - Fr)
TA = Messungen täglich
S-Konzentration = arithmetisches Mittel der Tageswerte

BfG Koblenz

$A_{Eo}$ : 6.947 km²

Lage : 1,0 km oberhalb der Mündung

Messstelle: **Hann.-Münden.F.** Nr. **42906106**
Gewässer: Fulda
Gebiet: Fulda

| Bezeichnung | Zeit-spanne | Kalenderjahr 2000 | | | | | | | | | | | | | |
|---|---|---|---|---|---|---|---|---|---|---|---|---|---|---|---|
| | | Abflussjahr * 2000 | | | | | | | | | | | | | |
| | | Nov | Dez | Jan | Feb | Mrz | Apr | Mai | Jun | Jul | Aug | Sep | Okt | Nov | Dez |
| S-Konzentration mittlere g/m³ | 2000 | 15 | 33 | 27 | 44 | 20 | 16 | 27 | 30 | 31 | 31 | 28 | 23 | 16 | 22 |
| | 1966/2000 | 19 | 24 | 32 | 35 | 47 | 47 | 38 | 41 | 42 | 36 | 26 | 21 | 19 | 24 |
| größte g/m³ | 2000 | 108 | 92 | 137 | 152 | 33 | 26 | 76 | 55 | 69 | 59 | 43 | 56 | 30 | 53 |
| | 1966/2000 | 520 | 280 | 2950 | 5230 | 5220 | 1177 | 880 | 750 | 3790 | 850 | 410 | 510 | 520 | 280 |
| Messungen | | W | W | W | W | W | W | W | W | W | W | W | W | W | W |
| Abfluss m³/s MQ | 2000 | 30 | 83 | 77 | 146 | 146 | 45 | 31 | 34 | 36 | 37 | 35 | 42 | 53 | 50 |
| MQ | 1966/2000 | 53 | 85 | 96 | 92 | 97 | 77 | 49 | 45 | 42 | 40 | 40 | 44 | 53 | 84 |
| S-Transport kg/s | 2000 | 0,43 | 3,44 | 2,47 | 6,69 | 3,12 | 0,70 | 0,86 | 1,05 | 1,15 | 1,19 | 0,97 | 0,94 | 0,87 | 1,11 |
| | 1966/2000 | 1,40 | 3,49 | 5,25 | 7,36 | 8,40 | 6,46 | 2,33 | 2,31 | 2,31 | 1,54 | 1,12 | 1,26 | 1,39 | 3,43 |
| S-Fracht t | 2000 | 1102 | 9223 | 6612 | 16769 | 8345 | 1805 | 2313 | 2718 | 3089 | 3183 | 2518 | 2521 | 2266 | 2969 |
| | 1966/2000 | 3631 | 9360 | 14057 | 17902 | 22505 | 16740 | 6228 | 5999 | 6179 | 4116 | 2891 | 3383 | 3593 | 9182 |

| | | Abflussj. | Datum | Kalenderj. | Datum |
|---|---|---|---|---|---|
| S-Konzentration mittlere g/m³ | 2000 | 27 | | 26 | |
| | 1966/2000 | 34 | | 34 | |
| größte g/m³ | 2000 | 152 | 02.02.00 | 152 | 02.02.00 |
| | 1966/2000 | 5230 | 24.02.70 | 5230 | 24.02.70 |
| Messungen | | 255 | | 253 | |
| Abfluss m³/s MQ | 2000 | 62 | | 61 | |
| MQ | 1966/2000 | 63 | | 63 | |
| S-Transport kg/s | 2000 | 1,92 | | 2,00 | |
| | 1966/2000 | 3,60 | | 4,00 | |
| S-Fracht t | 2000 | 60197 | | 55107 | |
| | 1966/2000 | 112990 | | 112774 | |
| S-Abtrag t/km² | 2000 | 8,67 | | 8,00 | |
| | 1966/2000 | 16,26 | | 16,00 | |

Bezugspegel: Bonaforth Nr. 42900201
$A_{Eo}$ = 6.933 km²
PNP = NN + 117,77 m
Lage : 3,6 km oberhalb der Mündung links

| Abfluss-Hauptwerte m³/s | Abflussj. 2000 | Kalenderj. 2000 | Abflussj. 1966/2000 | Kalenderj. 1966/2000 |
|---|---|---|---|---|
| NQ | 24 | 26 | 9 | 9 |
| MNQ | | | 19 | 20 |
| MQ | 62 | 61 | 63 | 63 |
| MHQ | | | 406 | 375 |
| HQ | 303 | 303 | 780 | 780 |

* Abflussjahr: 1.11. des Vorjahres bis 31.10.
W = Messungen werktäglich (Mo - Fr)
TA = Messungen täglich
S-Konzentration = arithmetisches Mittel der Tageswerte

BfG Koblenz

$A_{Eo}$ : 21.815 km²

Lage : 268,1 km unterh. Werra + Fulda

Messstelle: **Nienburg** Nr. **47906103**
Gewässer: Weser
Gebiet: Mittelweser

| Bezeichnung | Zeit-spanne | Kalenderjahr 2000 | | | | | | | | | | | | | |
|---|---|---|---|---|---|---|---|---|---|---|---|---|---|---|---|
| | | Abflussjahr * 2000 | | | | | | | | | | | | | |
| | | Nov | Dez | Jan | Feb | Mrz | Apr | Mai | Jun | Jul | Aug | Sep | Okt | Nov | Dez |
| S-Konzentration mittlere g/m³ | 2000 | 9 | 45 | 39 | 60 | 31 | 25 | 26 | 22 | 26 | 22 | 21 | 20 | 16 | 17 |
| | 1986/2000 | 28 | 43 | 39 | 40 | 49 | 45 | 45 | 41 | 40 | 32 | 31 | 32 | 27 | 42 |
| größte g/m³ | 2000 | 23 | 136 | 213 | 209 | 55 | 41 | 34 | 41 | 46 | 26 | 28 | 52 | 30 | 29 |
| | 1986/2000 | 210 | 500 | 259 | 813 | 340 | 485 | 395 | 176 | 921 | 140 | 173 | 196 | 210 | 500 |
| Messungen | | W | W | W | W | W | W | W | W | W | W | W | W | W | W |
| Abfluss m³/s MQ | 2000 | 99 | 229 | 248 | 416 | 556 | 223 | 131 | 105 | 107 | 100 | 101 | 100 | 114 | 127 |
| MQ | 1986/2000 | 189 | 259 | 351 | 318 | 373 | 283 | 157 | 135 | 105 | 95 | 106 | 129 | 184 | 250 |
| S-Transport kg/s | 2000 | 0,93 | 12,72 | 10,70 | 26,49 | 17,60 | 5,38 | 3,47 | 2,32 | 2,82 | 2,15 | 2,09 | 1,99 | 1,82 | 2,24 |
| | 1986/2000 | 8,88 | 15,47 | 18,07 | 15,30 | 22,58 | 15,04 | 7,46 | 6,30 | 4,57 | 2,99 | 3,84 | 5,78 | 8,44 | 14,64 |
| S-Fracht t | 2000 | 2402 | 34078 | 28668 | 66366 | 47128 | 13956 | 9281 | 6026 | 7565 | 5749 | 5409 | 5317 | 4711 | 5989 |
| | 1986/2000 | 23010 | 41431 | 48408 | 37397 | 60466 | 38971 | 19992 | 16336 | 12244 | 8001 | 9944 | 15470 | 21866 | 39216 |

| | | Abflussj. | Datum | Kalenderj. | Datum |
|---|---|---|---|---|---|
| S-Konzentration mittlere g/m³ | 2000 | 29 | | 27 | |
| | 1986/2000 | 39 | | 39 | |
| größte g/m³ | 2000 | 213 | 31.01.00 | 213 | 31.01.00 |
| | 1986/2000 | 921 | 17.07.87 | 921 | 17.07.87 |
| Messungen | | 247 | | 245 | |
| Abfluss m³/s MQ | 2000 | 201 | | 194 | |
| MQ | 1986/2000 | 208 | | 207 | |
| S-Transport kg/s | 2000 | 7,39 | | 7,00 | |
| | 1986/2000 | 10,52 | | 10,00 | |
| S-Fracht t | 2000 | 231946 | | 206166 | |
| | 1986/2000 | 331670 | | 328311 | |
| S-Abtrag t/km² | 2000 | 10,63 | | 9,00 | |
| | 1986/2000 | 15,20 | | 15,00 | |

Bezugspegel: Dörverden Nr. 47900209
$A_{Eo}$ = 22.110 km²
PNP = NN + 7,99 m
Lage : 309 km unterh. Werra + Fulda rechts

| Abfluss-Hauptwerte m³/s | Abflussj. 2000 | Kalenderj. 2000 | Abflussj. 1986/2000 | Kalenderj. 1986/2000 |
|---|---|---|---|---|
| NQ | 82 | 86 | 37 | 37 |
| MNQ | | | 68 | 70 |
| MQ | 201 | 194 | 208 | 207 |
| MHQ | | | 901 | 888 |
| HQ | 788 | 788 | 1.310 | 1.310 |

* Abflussjahr: 1.11. des Vorjahres bis 31.10.
W = Messungen werktäglich (Mo - Fr)
TA = Messungen täglich
S-Konzentration = arithmetisches Mittel der Tageswerte

BfG Koblenz

$A_{Eo}$ : 15.924 km²

Lage : 110,7 km unterh. Werra + Fulda

Messstelle: **Bodenwerder** Nr. **45306105**
Gewässer: Weser
Gebiet: Oberweser

| Bezeichnung | Zeit-spanne | Kalenderjahr 2000 | | | | | | | | | | | | | |
|---|---|---|---|---|---|---|---|---|---|---|---|---|---|---|---|
| | | Abflussjahr * 2000 | | | | | | | | | | | | | |
| | | Nov | Dez | Jan | Feb | Mrz | Apr | Mai | Jun | Jul | Aug | Sep | Okt | Nov | Dez |
| S-Konzentration mittlere g/m³ | 2000 | 20 | 24 | 20 | 37 | 41 | 18 | 19 | 20 | 22 | 20 | 16 | 14 | 16 | 14 |
| | 1986/2000 | 29 | 37 | 51 | 71 | 72 | 71 | 62 | 68 | 66 | 60 | 40 | 29 | 28 | 36 |
| größte g/m³ | 2000 | 43 | 74 | 39 | 159 | 192 | 33 | 54 | 39 | 30 | 25 | 19 | 20 | 20 | 31 |
| | 1986/2000 | 300 | 331 | 2960 | 5220 | 2140 | 1850 | 1720 | 1040 | 1660 | 1050 | 360 | 296 | 300 | 331 |
| Messungen | | W | W | W | W | W | W | W | W | W | W | W | W | W | W |
| Abfluss m³/s MQ | 2000 | 80 | 180 | 184 | 331 | 407 | 153 | 97 | 82 | 84 | 80 | 80 | 83 | 101 | 102 |
| MQ | 1986/2000 | 124 | 199 | 226 | 218 | 240 | 210 | 138 | 120 | 106 | 90 | 88 | 98 | 123 | 196 |
| S-Transport kg/s | 2000 | 1,59 | 4,95 | 3,66 | 13,21 | 18,53 | 2,88 | 1,84 | 1,68 | 1,83 | 1,65 | 1,25 | 1,18 | 1,58 | 1,49 |
| | 1986/2000 | 4,43 | 10,53 | 14,82 | 27,72 | 27,18 | 22,17 | 10,85 | 10,74 | 7,66 | 5,87 | 3,68 | 3,33 | 4,35 | 10,29 |
| S-Fracht t | 2000 | 4126 | 13261 | 9798 | 33103 | 49623 | 7467 | 4941 | 4367 | 4895 | 4421 | 3245 | 3148 | 4084 | 3983 |
| | 1986/2000 | 11476 | 28214 | 39692 | 67356 | 72788 | 57477 | 29070 | 27840 | 20516 | 15711 | 9550 | 8910 | 11277 | 27559 |

| | | Abflussj. | Datum | Kalenderj. | Datum |
|---|---|---|---|---|---|
| S-Konzentration mittlere g/m³ | 2000 | 23 | | 21 | |
| | 1986/2000 | 55 | | 55 | |
| größte g/m³ | 2000 | 192 | 13.03.00 | 192 | 13.03.00 |
| | 1986/2000 | 5220 | 07.05.86 | 5220 | 07.05.86 |
| Messungen | | 249 | | 246 | |
| Abfluss m³/s MQ | 2000 | 154 | | 149 | |
| MQ | 1986/2000 | 155 | | 155 | |
| S-Transport kg/s | 2000 | 4,52 | | 4,00 | |
| | 1986/2000 | 12,42 | | 12,00 | |
| S-Fracht t | 2000 | 142395 | | 133075 | |
| | 1986/2000 | 388601 | | 387746 | |
| S-Abtrag t/km² | 2000 | 8,94 | | 8,00 | |
| | 1986/2000 | 24,40 | | 24,00 | |

Bezugspegel: Bodenwerder Nr. 45300200
$A_{Eo}$ = 15.924 km²
PNP = NN + 69,39 m
Lage : 110,7 km unterh. Werra + Fulda rechts

| Abfluss-Hauptwerte m³/s | Abflussj. 2000 | Kalenderj. 2000 | Abflussj. 1986/2000 | Kalenderj. 1986/2000 |
|---|---|---|---|---|
| NQ | 67 | 70 | 31 | 31 |
| MNQ | | | 55 | 58 |
| MQ | 154 | 149 | 155 | 155 |
| MHQ | | | 776 | 774 |
| HQ | 658 | 658 | 1.210 | 1.210 |

* Abflussjahr: 1.11. des Vorjahres bis 31.10.
W = Messungen werktäglich (Mo - Fr)
TA = Messungen täglich
S-Konzentration = arithmetisches Mittel der Tageswerte

BfG Koblenz

$A_{Eo}$ : 37.720 km²

Lage : 329,5 km unterh. Werra + Fulda

Messstelle: **Intschede** Nr. **49106108**
Gewässer: Weser
Gebiet: Mittelweser

| Bezeichnung | Zeit-spanne | Kalenderjahr 2000 | | | | | | | | | | | | | |
|---|---|---|---|---|---|---|---|---|---|---|---|---|---|---|---|
| | | Abflussjahr * 2000 | | | | | | | | | | | | | |
| | | Nov | Dez | Jan | Feb | Mrz | Apr | Mai | Jun | Jul | Aug | Sep | Okt | Nov | Dez |
| S-Konzentration mittlere g/m³ | 2000 | 12 | 63 | 46 | 57 | 51 | 29 | 22 | 19 | 18 | 20 | 33 | 35 | 29 | 33 |
| | 1970/2000 | 30 | 43 | 44 | 47 | 48 | 43 | 43 | 43 | 40 | 36 | 33 | 31 | 30 | 43 |
| größte g/m³ | 2000 | 18 | 158 | 169 | 135 | 86 | 68 | 35 | 34 | 51 | 134 | 53 | 212 | 88 | 45 |
| | 1970/2000 | 297 | 400 | 343 | 744 | 487 | 624 | 456 | 325 | 230 | 262 | 248 | 851 | 297 | 400 |
| Messungen | | W | W | W | W | W | W | W | W | W | W | W | W | W | W |
| Abfluss m³/s MQ | 2000 | 147 | 343 | 370 | 631 | 928 | 378 | 214 | 160 | 162 | 152 | 151 | 146 | 167 | 196 |
| MQ | 1970/2000 | 275 | 379 | 479 | 479 | 518 | 439 | 284 | 242 | 198 | 172 | 172 | 196 | 272 | 373 |
| S-Transport kg/s | 2000 | 1,76 | 26,30 | 18,23 | 37,62 | 47,33 | 11,17 | 4,86 | 3,00 | 2,98 | 2,96 | 5,01 | 5,17 | 4,89 | 6,48 |
| | 1970/2000 | 11,16 | 22,99 | 29,56 | 29,21 | 33,64 | 22,18 | 13,68 | 12,38 | 8,86 | 6,97 | 6,09 | 7,75 | 10,97 | 22,47 |
| S-Fracht t | 2000 | 4558 | 70433 | 48826 | 94270 | 126768 | 28964 | 13017 | 7767 | 7988 | 7923 | 12974 | 13843 | 12683 | 17369 |
| | 1970/2000 | 28936 | 61571 | 79180 | 71442 | 90093 | 57499 | 36652 | 32091 | 23729 | 18668 | 15774 | 20756 | 28429 | 60190 |

| | | Abflussj. | Datum | Kalenderj. | Datum |
|---|---|---|---|---|---|
| S-Konzentration mittlere g/m³ | 2000 | 34 | | 33 | |
| | 1970/2000 | 40 | | 40 | |
| größte g/m³ | 2000 | 212 | 31.10.00 | 212 | 31.10.00 |
| | 1970/2000 | 851 | 06.10.93 | 851 | 06.10.93 |
| Messungen | | 232 | | 232 | |
| Abfluss m³/s MQ | 2000 | 315 | | 305 | |
| MQ | 1970/2000 | 319 | | 319 | |
| S-Transport kg/s | 2000 | 13,87 | | 12,00 | |
| | 1970/2000 | 17,04 | | 17,00 | |
| S-Fracht t | 2000 | 437329 | | 392390 | |
| | 1970/2000 | 536390 | | 534501 | |
| S-Abtrag t/km² | 2000 | 11,59 | | 10,00 | |
| | 1970/2000 | 14,22 | | 14,00 | |

Bezugspegel: Intschede Nr. 49100101
$A_{Eo}$ = 37.720 km²
PNP = NN + 4,79 m
Lage : 331,3 km unterh. Werra + Fulda links

| Abfluss-Hauptwerte m³/s | Abflussj. 2000 | Kalenderj. 2000 | Abflussj. 1970/2000 | Kalenderj. 1970/2000 |
|---|---|---|---|---|
| NQ | 127 | 127 | 71 | 71 |
| MNQ | | | 114 | 120 |
| MQ | 315 | 305 | 319 | 319 |
| MHQ | | | 1.280 | 1.280 |
| HQ | 1.190 | 1.190 | 2.400 | 2.400 |

* Abflussjahr: 1.11. des Vorjahres bis 31.10.
W = Messungen werktäglich (Mo - Fr)
TA = Messungen täglich
S-Konzentration = arithmetisches Mittel der Tageswerte

BfG Koblenz

$A_{Eo}$ : 7.209 km²

Lage : 75,9 km oberhalb der Mündung

Messstelle: **Marklendorf** Nr. **48706100**
Gewässer: Aller
Gebiet: Aller

| Bezeichnung | Zeit-spanne | Kalenderjahr 2000 | | | | | | | | | | | | | |
|---|---|---|---|---|---|---|---|---|---|---|---|---|---|---|---|
| | | Abflussjahr * 2000 | | | | | | | | | | | | | |
| | | Nov | Dez | Jan | Feb | Mrz | Apr | Mai | Jun | Jul | Aug | Sep | Okt | Nov | Dez |
| S-Konzentration mittlere g/m³ | 2000 | 5 | 10 | 14 | 20 | 15 | 14 | 11 | 9 | 16 | 15 | 13 | 14 | 14 | 15 |
| | 1970/2000 | 11 | 15 | 17 | 17 | 19 | 19 | 19 | 21 | 20 | 20 | 15 | 13 | 11 | 15 |
| größte g/m³ | 2000 | 8 | 17 | 17 | 36 | 35 | 22 | 15 | 12 | 24 | 20 | 16 | 18 | 15 | 18 |
| | 1970/2000 | 48 | 81 | 92 | 75 | 139 | 110 | 73 | 91 | 70 | 95 | 48 | 65 | 48 | 81 |
| Messungen | | W | W | W | W | W | W | W | W | W | W | W | W | W | W |
| Abfluss m³/s MQ | 2000 | 18 | 38 | 38 | 50 | 96 | 47 | 29 | 19 | 19 | 19 | 19 | 17 | 18 | 22 |
| MQ | 1970/2000 | 35 | 48 | 63 | 61 | 69 | 58 | 37 | 32 | 24 | 21 | 22 | 25 | 34 | 47 |
| S-Transport kg/s | 2000 | 0,10 | 0,37 | 0,53 | 1,01 | 1,48 | 0,66 | 0,33 | 0,18 | 0,30 | 0,28 | 0,25 | 0,23 | 0,24 | 0,33 |
| | 1970/2000 | 0,47 | 0,78 | 1,11 | 1,06 | 1,35 | 1,14 | 0,71 | 0,68 | 0,47 | 0,43 | 0,34 | 0,37 | 0,46 | 0,77 |
| S-Fracht t | 2000 | 259 | 986 | 1428 | 2522 | 3964 | 1715 | 875 | 457 | 808 | 744 | 645 | 607 | 634 | 877 |
| | 1970/2000 | 1213 | 2092 | 2983 | 2576 | 3603 | 2959 | 1889 | 1759 | 1261 | 1148 | 873 | 1002 | 1194 | 2052 |

| | | Abflussj. | Datum | Kalenderj. | Datum |
|---|---|---|---|---|---|
| S-Konzentration mittlere g/m³ | 2000 | 13 | | 14 | |
| | 1970/2000 | 17 | | 17 | |
| größte g/m³ | 2000 | 36 | 16.02.00 | 36 | 16.02.00 |
| | 1970/2000 | 139 | 08.03.74 | 139 | 08.03.74 |
| Messungen | | 255 | | 253 | |
| Abfluss m³/s MQ | 2000 | 34 | | 33 | |
| MQ | 1970/2000 | 41 | | 41 | |
| S-Transport kg/s | 2000 | 0,48 | | 0,00 | |
| | 1970/2000 | 0,74 | | 1,00 | |
| S-Fracht t | 2000 | 15011 | | 15276 | |
| | 1970/2000 | 23358 | | 23299 | |
| S-Abtrag t/km² | 2000 | 2,08 | | 2,00 | |
| | 1970/2000 | 3,24 | | 3,00 | |

Bezugspegel: Marklendorf Nr. 48700103
$A_{Eo}$ = 7.209 km²
PNP = NN + 23,01 m
Lage : 75,7 km oberhalb der Mündung rechts

| Abfluss-Hauptwerte m³/s | Abflussj. 2000 | Kalenderj. 2000 | Abflussj. 1970/2000 | Kalenderj. 1970/2000 |
|---|---|---|---|---|
| NQ | 13 | 13 | 6 | 6 |
| MNQ | | | 11 | 12 |
| MQ | 34 | 33 | 41 | 41 |
| MHQ | | | 165 | 166 |
| HQ | 136 | 136 | 343 | 343 |

* Abflussjahr: 1.11. des Vorjahres bis 31.10.
W = Messungen werktäglich (Mo - Fr)
TA = Messungen täglich
S-Konzentration = arithmetisches Mittel der Tageswerte

BfG Koblenz

$A_{Eo}$ : 14.730 km²

Lage : 34,2 km oberhalb der Mündung

Messstelle: **Rethem** Nr. **48906109**
Gewässer: Aller
Gebiet: Aller

| Bezeichnung | Zeit-spanne | Kalenderjahr 2000 | | | | | | | | | | | | | |
|---|---|---|---|---|---|---|---|---|---|---|---|---|---|---|---|
| | | Abflussjahr * 2000 | | | | | | | | | | | | | |
| | | Nov | Dez | Jan | Feb | Mrz | Apr | Mai | Jun | Jul | Aug | Sep | Okt | Nov | Dez |
| S-Konzentration mittlere g/m³ | 2000 | 6 | 20 | 26 | 32 | 25 | 17 | 18 | 18 | 21 | 21 | 20 | 19 | 19 | 19 |
| | 1973/2000 | 20 | 23 | 26 | 26 | 27 | 27 | 30 | 31 | 28 | 26 | 23 | 21 | 20 | 23 |
| größte g/m³ | 2000 | 12 | 51 | 65 | 73 | 29 | 21 | 24 | 22 | 39 | 25 | 23 | 32 | 45 | 27 |
| | 1973/2000 | 334 | 108 | 593 | 194 | 113 | 106 | 263 | 144 | 142 | 146 | 160 | 123 | 334 | 108 |
| Messungen | | W | W | W | W | W | W | W | W | W | W | W | W | W | W |
| Abfluss m³/s MQ | 2000 | 49 | 99 | 102 | 177 | 315 | 138 | 79 | 56 | 55 | 52 | 48 | 44 | 46 | 55 |
| MQ | 1973/2000 | 90 | 126 | 170 | 162 | 183 | 151 | 98 | 85 | 67 | 57 | 58 | 64 | 88 | 124 |
| S-Transport kg/s | 2000 | 0,32 | 2,13 | 2,72 | 5,79 | 7,76 | 2,44 | 1,39 | 1,04 | 1,17 | 1,07 | 0,97 | 0,85 | 0,85 | 1,07 |
| | 1973/2000 | 2,05 | 3,15 | 4,46 | 4,26 | 4,95 | 4,13 | 3,06 | 2,87 | 1,82 | 1,57 | 1,40 | 1,49 | 2,01 | 3,08 |
| S-Fracht t | 2000 | 825 | 5715 | 7292 | 14508 | 20790 | 6321 | 3726 | 2683 | 3145 | 2863 | 2514 | 2288 | 2199 | 2871 |
| | 1973/2000 | 5323 | 8429 | 11936 | 10381 | 13257 | 10717 | 8197 | 7447 | 4867 | 4207 | 3636 | 3984 | 5215 | 8238 |

| | | Abflussj. | Datum | Kalenderj. | Datum |
|---|---|---|---|---|---|
| S-Konzentration mittlere g/m³ | 2000 | 20 | | 21 | |
| | 1973/2000 | 26 | | 26 | |
| größte g/m³ | 2000 | 73 | 01.02.00 | 73 | 01.02.00 |
| | 1973/2000 | 593 | 18.01.79 | 593 | 18.01.79 |
| Messungen | | 213 | | 211 | |
| Abfluss m³/s MQ | 2000 | 101 | | 97 | |
| MQ | 1973/2000 | 109 | | 109 | |
| S-Transport kg/s | 2000 | 2,30 | | 2,00 | |
| | 1973/2000 | 2,93 | | 3,00 | |
| S-Fracht t | 2000 | 72672 | | 71202 | |
| | 1973/2000 | 92381 | | 92081 | |
| S-Abtrag t/km² | 2000 | 4,93 | | 5,00 | |
| | 1973/2000 | 6,27 | | 6,00 | |

Bezugspegel: Rethem Nr. 48900204
$A_{Eo}$ = 14.730 km²
PNP = NN + 14,31 m
Lage : 34,2 km oberhalb der Mündung links

| Abfluss-Hauptwerte m³/s | Abflussj. 2000 | Kalenderj. 2000 | Abflussj. 1973/2000 | Kalenderj. 1973/2000 |
|---|---|---|---|---|
| NQ | 40 | 40 | 30 | 30 |
| MNQ | | | 41 | 44 |
| MQ | 101 | 97 | 109 | 109 |
| MHQ | | | 439 | 437 |
| HQ | 420 | 420 | 1.050 | 1.050 |

* Abflussjahr: 1.11. des Vorjahres bis 31.10.
W = Messungen werktäglich (Mo - Fr)
TA = Messungen täglich
S-Konzentration = arithmetisches Mittel der Tageswerte

BfG Koblenz

$A_{Eo}$ : 5.304 km²

Lage : 87,1 km oberhalb der Mündung

Messstelle: **Herrenhausen** Nr. **48806104**
Gewässer: Leine
Gebiet: Leine

| Bezeichnung | Zeit-spanne | Kalenderjahr 2000 | | | | | | | | | | | | | |
|---|---|---|---|---|---|---|---|---|---|---|---|---|---|---|---|
| | | Abflussjahr * 2000 | | | | | | | | | | | | | |
| | | Nov | Dez | Jan | Feb | Mrz | Apr | Mai | Jun | Jul | Aug | Sep | Okt | Nov | Dez |
| S-Konzentration mittlere g/m³ | 2000 | 11 | 25 | 35 | 41 | 62 | 22 | 15 | 18 | 28 | 24 | 18 | 18 | 16 | 24 |
| | 1973/2000 | 31 | 56 | 78 | 93 | 108 | 145 | 60 | 95 | 47 | 42 | 31 | 25 | 30 | 55 |
| größte g/m³ | 2000 | 20 | 124 | 250 | 100 | 298 | 36 | 30 | 34 | 70 | 42 | 31 | 89 | 60 | 138 |
| | 1973/2000 | 626 | 1020 | 9770 | 8310 | 7010 | 15060 | 1300 | 10680 | 780 | 1140 | 610 | 558 | 626 | 1020 |
| Messungen | | W | W | W | W | W | W | W | W | W | W | W | W | W | W |
| Abfluss m³/s MQ | 2000 | 21 | 48 | 54 | 100 | 176 | 57 | 34 | 27 | 27 | 21 | 21 | 17 | 18 | 22 |
| MQ | 1973/2000 | 43 | 65 | 78 | 77 | 86 | 72 | 45 | 41 | 33 | 27 | 27 | 30 | 42 | 64 |
| S-Transport kg/s | 2000 | 0,22 | 1,51 | 2,91 | 4,55 | 11,23 | 1,28 | 0,51 | 0,48 | 0,75 | 0,53 | 0,38 | 0,31 | 0,30 | 0,55 |
| | 1973/2000 | 2,46 | 5,52 | 8,29 | 12,38 | 13,70 | 19,15 | 3,89 | 7,72 | 2,15 | 1,51 | 1,05 | 1,26 | 2,40 | 5,38 |
| S-Fracht t | 2000 | 580 | 4056 | 7804 | 11396 | 30065 | 3310 | 1362 | 1242 | 2022 | 1424 | 973 | 819 | 773 | 1480 |
| | 1973/2000 | 6372 | 14780 | 22215 | 30053 | 36706 | 49641 | 10406 | 20003 | 5749 | 4039 | 2724 | 3383 | 6217 | 14410 |

| | | Abflussj. | Datum | Kalenderj. | Datum |
|---|---|---|---|---|---|
| S-Konzentration mittlere g/m³ | 2000 | 26 | | 27 | |
| | 1973/2000 | 68 | | 67 | |
| größte g/m³ | 2000 | 298 | 10.03.00 | 298 | 10.03.00 |
| | 1973/2000 | 15060 | 04.06.81 | 15060 | 04.06.81 |
| Messungen | | 254 | | 252 | |
| Abfluss m³/s MQ | 2000 | 50 | | 48 | |
| MQ | 1973/2000 | 52 | | 52 | |
| S-Transport kg/s | 2000 | 2,05 | | 2,00 | |
| | 1973/2000 | 6,59 | | 7,00 | |
| S-Fracht t | 2000 | 65052 | | 62670 | |
| | 1973/2000 | 206072 | | 205547 | |
| S-Abtrag t/km² | 2000 | 12,26 | | 12,00 | |
| | 1973/2000 | 38,85 | | 39,00 | |

Bezugspegel: Herrenhausen Nr. 48800108
$A_{Eo}$ = 5.304 km²
PNP = NN + 43,81 m
Lage : 87,1 km oberhalb der Mündung links

| Abfluss-Hauptwerte m³/s | Abflussj. 2000 | Kalenderj. 2000 | Abflussj. 1973/2000 | Kalenderj. 1973/2000 |
|---|---|---|---|---|
| NQ | 15 | 15 | 11 | 11 |
| MNQ | | | 16 | 17 |
| MQ | 50 | 48 | 52 | 52 |
| MHQ | | | 249 | 249 |
| HQ | 275 | 275 | 583 | 583 |

* Abflussjahr: 1.11. des Vorjahres bis 31.10.
W = Messungen werktäglich (Mo - Fr)
TA = Messungen täglich
S-Konzentration = arithmetisches Mittel der Tageswerte

BfG Koblenz

# Emsgebiet

# Hydrographisches Verzeichnis der Pegel

**Abflußjahr 2000**

| Meßstelle Nummer | Gewässer Gewässerteil (nachfolgende Gewässer) | Meßstelle Nummer | Ergänzende Einrichtungen | Höhe des PNP in NN+m bzw.HN+m | Oberirdisches Einzugsgebiet in km² | Lage am Gewässer in km | Gebietskennzahl | Lagekoordinaten TK 25 | Rechtswert Hochwert | Daten vorhanden seit | veröffentlicht Art | veröffentlicht Seite |
|---|---|---|---|---|---|---|---|---|---|---|---|---|
| 1 | 2 | 3 | 4 | 5 | 6 | 7 | 8 | 9 | | 10 | 11 | 12 |
| 3113000000100 | **Ems** | Steinhorst | Ss2 | 84.54 | 98.8 | 344.3 | 3113000 | 4117 | 346795<br>574283 | 01.11.1974 | Q | 256 |
| 3119000000200 | **Ems** | Rheda | Ss2 | 65.28 | 342 | 324.2 | 3119000 | 4115 | 345157<br>574671 | 01.11.1950 | Q | 257 |
| 3171000000100 | **Ems** | Einen | Ss2 | 45.26 | 1486 | 284.6 | 3171000 | 4013 | 342437<br>576043 | 01.11.1953<br>01.11.1945 | Q<br>W | 258<br>235 |
| 33300101 | **Ems** | Greven | Dd2 | 32.71 | 2842 | 113.4 | 3331000 | 3911 | 340432<br>577432 | 01.11.1940<br>01.01.1871 | Q<br>W | 259<br>236 |
| 33900200 | **Ems** | Rheine | Dd2 | 24.19 | 3740 | 153.0 | 3391000 | 3710 | 259790<br>579594 | 01.11.1900<br>01.11.1874 | Q<br>W | 260<br>237 |
| 37306100 | **Ems** | Lathen | | | 8686 | 191.0 | 373739 | 3109 | 258829<br>586055 | 02.03.1998 | S | 286 |
| 35500407 | **Ems** | Dalum | Ds2 | 12.42 | 4981 | 212.0 | 3559000 | 3409 | 258465<br>582992 | 01.11.1964<br>01.11.1925 | Q<br>W | 261<br>238 |
| 37300103 | **Ems** | Versen-Wehrdurchstich | Ds2 | 6.71 | 8369 | 234.8 | 3731100 | 3209 | 258390<br>584522 | 01.11.1925<br>01.11.1901 | Q<br>W | 262<br>239 |
| 37900100 | **Ems** | Papenburg | SsA | -5.02 | 9455 | 0.4 | 3791000 | 2810 | 259149<br>588709 | 18.03.1896 | W | 244 |
| 39100105 | **Ems** | Leerort | Ss | -5.02 | 11668 | 14.7 | 3911000 | 2710 | 259530<br>589906 | 23.04.1896 | W | 247 |
| 39700102 | **Ems** | Emden, Neue Seeschleuse | Ss2 | -5.00 | 12546 | 40.5 | 3972900 | 2609 | 257906<br>591232 | 13.03.1920 | W | 250 |
| 37700300 | **Ems** | Herbrum-Hafendamm | Ds2 | -5.02 | 9231 | 283.1 | 3773000 | 2909 | 258841<br>587960 | 01.11.1924 | W | 241 |
| 3169000000100 | **Hessel**<br>(Ems) | Milte | Ss | 49.58 | 205 | 4.3 | 3169000 | 4013 | 342794<br>576281 | 01.11.1969 | Q | 263 |
| 3211000000300 | **Werse**<br>(Ems) | Ahlen | Ss | 73.56 | 46.6 | 52.2 | 3211000 | 4213 | 342554<br>573502 | 01.11.1975 | Q | 264 |
| 3259000000100 | **Werse**<br>(Ems) | Albersloh | Ss2 | 48.70 | 321 | 27.5 | 3259000 | 4112 | 341249<br>575075 | 01.11.1959 | Q | 265 |
| 3267000000100 | **Emmerbach**<br>(Werse, Ems) | Amelsbüren | Ss | 54.99 | 77.7 | 11.1 | 3267000 | 4111 | 340159<br>575002 | 01.11.1967 | Q | 266 |
| 3283000000100 | **Angel**<br>(Werse, Ems) | Sendenhorst | Ss | 62.31 | 67.8 | 19.5 | 3283000 | 4113 | 342296<br>574497 | 01.11.1959 | Q | 267 |
| 3289000000100 | **Angel**<br>(Werse, Ems) | Wolbeck | Ss2 | 51.80 | 161 | 7.6 | 3289100 | 4012 | 341619<br>575280 | 01.11.1956 | Q | 268 |
| 3445900000199 | **Hopstener Aa**<br>(Große Aa, Ems) | Hopsten | SsA | 37.81 | 152 | 22.3 | 3445900 | 3611 | 340468<br>580539 | 01.11.1972 | Q | 269 |
| 3448310000600 | **Ibbenbürener Aa**<br>(Große Aa, Ems) | Lehen II | Ss | 62.12 | 34.1 | 17.5 | 3448300 | 3712 | 341400<br>579272 | 01.11.1977 | Q | 270 |
| 3448390000200 | **Hörsteler Aa**<br>(Große Aa, Ems) | Hörstel | SsF | 40.05 | 88.6 | 10.5 | 3448300 | 3611 | 340380<br>579948 | 01.11.1979 | Q | 271 |
| 3633101 | **Hase**<br>(Ems) | Bramsche | Ds2 | 41.64 | 682 | 114.5 | 3633100 | 3513 | 343068<br>580815 | 01.11.1958 | Q | 272 |
| 3655101 | **Hase**<br>(Ems) | Bunnen | Ds2 | 17.37 | 1778 | 66.2 | 3655000 | 3213 | 342160<br>584358 | 01.11.1954 | Q | 273 |
| 3671101 | **Hase**<br>(Ems) | Herzlake | Ds2 | 13.50 | 2226 | 43.9 | 3671000 | 3311 | 340556<br>583976 | 01.11.1937<br>01.11.1937 | Q<br>W | 274<br>24 |
| 3629101 | **Düte**<br>(Hase, Ems) | Wersen | Dsd2 | 51.19 | 228 | 1.5 | 3629000 | 3613 | 342868<br>579908 | 01.11.1957 | Q | 275 |
| 3647101 | **Lager Hase**<br>(Hase, Ems) | Uptloh | Ds2 | 19.00 | 506 | 7.4 | 3647000 | 3214 | 343284<br>584240 | 01.08.1962 | Q | 276 |
| 3672106 | **Südradde**<br>(Hase, Ems) | Augustenfeld | Dsd | 22.10 | 81.7 | 17.5 | 3672500 | 3212 | 341456<br>584962 | 01.11.1958 | Q | 277 |
| 3676106 | **Lotter Beeke**<br>(Hase, Ems) | Lotten | Ds | 16.42 | 86.9 | 3.2 | 3676900 | 3310 | 260123<br>584307 | 01.11.1972 | Q | 278 |
| 3889102 | **Jümme**<br>(Leda, Ems) | Nortmoor | DsF | -5.00 | 1327 | 4.9 | 3889300 | 2711 | 340496<br>590016 | 01.11.1974<br>01.11.1967 | Q<br>W | 283<br>253 |
| 3723105 | **Nordradde**<br>(Hase, Ems) | Apeldorn | Ds | 14.00 | 127 | 9.4 | 3723000 | 3210 | 259225<br>584716 | 01.11.1976 | Q | 279 |
| 3749101 | **Walchumer Schloot**<br>(Hase, Ems) | Walchum | Ds | 3.92 | 72.8 | 1.6 | 3749000 | 3009 | 258525<br>586857 | 01.11.1981 | Q | 280 |
| 3881105 | **Soeste**<br>(Barßeler Tief, Jümme, Leda, Ems) | Stedingsmühlen | DsdA | 25.16 | 75.4 | 51.0 | 3881190 | 3113 | 342917<br>586009 | 01.11.1961 | Q | 281 |
| 3888104 | **Holtlander Ehe**<br>(Jümme, Leda, Ems) | Holtland BP | Ss | -5.00 | 54.8 | 0.0 | 3888500 | 2711 | 340636<br>590096 | 01.11.1974 | Q | 283 |
| 3895101 | **Leda**<br>(Ems) | Leer | DsF | -5.00 | 2078 | 3.6 | 3895000 | 2710 | 259860<br>589916 | 01.11.1983 | Q | 284 |
| 3926104 | **Bagbander Tier**<br>(Leda, Ems) | Bagband | Ds | -5.00 | 47.6 | 9.5 | 3926300 | 2611 | 340718<br>591347 | 01.11.1980 | Q | 282 |

# Witterungsverhältnisse, oberirdische Gewässer, Grundwasser, Schwebstoffe

## Witterungsverhältnisse

Als Grundlage für die nachfolgenden Betrachtungen der Witterungsverhältnisse im Emseinzugsgebiet dienten Klimadaten des Deutschen Wetterdienstes. Zum Vergleich mit dem zu beschreibenden Jahr wurde für die Lufttemperatur und für die Gebietsniederschlagshöhen die Reihe 1951/2000 herangezogen. Die Beschreibung der Witterungsverhältnisse wird ergänzt durch die auf den Seiten 226 und 227 dargestellten Lufttemperaturen und Niederschlagshöhen der ausgewählten Klimastationen Münster (obere Ems), Lingen und Emden (untere Ems), deren punktuelle Information als weitgehend repräsentativ für das Gesamteinzugsgebiet angesehen werden kann.

Im **Abflussjahr** 2000 lag die Lufttemperatur mit 10,5°C im Vergleich zur Periode 1951/2000 um 1,2°C über dem Mittelwert. Die durchschnittliche Gebietsniederschlagshöhe der Reihe 1951/2000 von 780 mm wurde für das Emsgebiet mit 905 mm deutlich um ca. 16 % überschritten. Die Gebietsniederschlagsverteilung des Abflussjahres schwankte zwischen ca. 810 mm im Bereich der Aue und des Fladderkanals zweier Nebengewässer der Lager Hase und ca. 1020 mm im Bereich der oberen Großen Aa (Deeper Aa, Ahe und Schaler Aa). Insgesamt kann das Abflussjahr als zu warm und überdurchschnittlich feucht eingestuft werden.

Im **Winterhalbjahr** (November 1999 bis April 2000) lag die Durchschnittstemperatur mit 6,1°C um ca. 1,9°C über dem Wert der mehrjährigen Reihe, es kann somit als deutlich zu warm eingestuft werden. Temperaturen, die über den Durchschnittswerten lagen, wurden vor allem in den Monaten Januar, Februar und April beobachtet. Die Gebietsniederschlagshöhe lag mit 461 mm um ca. 25 % über dem mehrjährigen Reihenwert von 362 mm, wobei die Niederschlagsüberschüsse aus den Monaten Dezember, Februar und März resultierten.

Die Temperatur im **Sommerhalbjahr** lag mit 14,9°C lediglich um 0,5°C über dem Wert der mehrjährigen Reihe. In den Monaten Mai und Oktober wurden Temperaturen beobachtet, die tw. deutlich über den Durchschnittswerten lagen. Der Juli unterschritt mit nur 15,3°C die Durchschnittstemperatur von 17,2°C um 1,9°C. Die Gebietsniederschlagshöhe überschritt mit 444 mm den Reihenwert 1951/99 von 418 mm um 6 %, wobei die Niederschlagsüberschüsse aus den Monaten Juli und Oktober resultierten. Das Sommerhalbjahr war damit geringfügig zu feucht und zu warm.

Der monatliche Witterungsverlauf im Emsgebiet ist vergleichbar dem des benachbarten Wesergebietes. Auf eine Beschreibung wird deshalb an dieser Stelle verzichtet.

Gebietsniederschlagshöhen $h_N$ in mm und in Prozent der Jahresreihe 1951-2000

| Fluss | Pegelname | $A_{Eo}$ km² | Winter mm | Winter % | Sommer mm | Sommer % | Abfluss-jahr mm | Abfluss-jahr % | Kalender-jahr* mm | Kalender-jahr* % |
|---|---|---|---|---|---|---|---|---|---|---|
| Ems | Greven | 2842 | 456 | 125 | 402 | 98 | 858 | 110 | 797 | 103 |
| Ems | Versen | 8369 | 464 | 126 | 436 | 105 | 900 | 115 | 826 | 106 |
| Werse | Albersloh | 322 | 438 | 125 | 393 | 96 | 831 | 109 | 759 | 100 |
| Große Aa | Plantlünne | 480 | 500 | 135 | 485 | 116 | 985 | 125 | 892 | 113 |
| Hase | Bersenbrück | 958 | 495 | 126 | 448 | 106 | 943 | 116 | 865 | 106 |
| Hase | Bokeloh | 2950 | 466 | 126 | 443 | 106 | 909 | 116 | 828 | 105 |
| Düte | Wersen | 228 | 521 | 121 | 447 | 100 | 968 | 110 | 894 | 102 |
| Lager Hase | Uptloh | 505 | 421 | 121 | 383 | 95 | 804 | 107 | 724 | 97 |
| Soeste | Kampe | 408 | 451 | 125 | 429 | 102 | 880 | 113 | 804 | 103 |
| Leda | Leer | 2090 | 459 | 130 | 446 | 105 | 905 | 116 | 818 | 105 |
| Jümme | Nortmoor | 1327 | 463 | 129 | 447 | 104 | 910 | 116 | 815 | 104 |

* vorläufige Werte für das Kalenderjahr

## Oberirdische Gewässer

Die folgende Beschreibung der größeren Gewässer im Emseinzugsgebiet enthält allgemeine Aussagen über das Abflussverhalten des Berichtsjahres im Vergleich zu den mehrjährigen Mittelwerten. Weitere Einzelheiten können den nachfolgenden Tabellen und Abbildungen entnommen werden. Genauere bzw. regional begrenzte Betrachtungen lassen sich anhand der bei den zuständigen Dienststellen vorliegenden, umfangreichen Datenbestände durchführen.

**Ems**

Die Ems entspringt in der Senne (NW) und mündet nach ca. 370 km Lauflänge bei Emden in die Nordsee. Die Gesamteinzugsgebietsgröße beträgt ca. 13150 km².

Die Abflusswerte der Gewässer im Emsgebiet lagen trotz leicht überdurchschnittlicher Niederschläge teilweise im Bereich der langjährigen Mittelwerte oder unterschritten diese sogar leicht. Im Winterhalbjahr lagen die Abflusswerte leicht über den mehrjährigen Vergleichswerten. Im Sommerhalbjahr lagen die Abflusswerte tw. deutlich unter den Werten der mehrjährigen Reihe.

Der mittlere Jahresabfluss (MQ) erreichte an den Pegeln der Ems ca. 94 - 107 % der Vergleichswertes der mehrjährigen Reihe. Im Winterhalbjahr erreichten die Werte im Mittel ca. 110 % der Durchschnittswerte; im Sommerhalbjahr lagen sie bei 80 % der Mittelwerte.

Am Pegel Versen mit einer Einzugsgebietsgröße von 8.469 km² betrug der mittlere Jahresabfluss 85,9 m³/s und überschritt damit das mehrjährige Mittel von ca. 80 m³/s um 7 %. Es gab kaum Unterschiede zwischen Winterhalbjahr (+6 %) und Sommerhalbjahr (+9 %). Der niedrigste Abfluss wurde am 03.11.2000 mit 20,2 m³/s ermittelt und lag damit noch deutlich um ca. 32 % über dem Mittelwert des mehrjährigen Niedrigwasserabflusses (MNQ). Der höchste Abfluss wurde am 13.03.2000 mit 303 m³/s gemessen und blieb damit noch um ca. 20 % unter dem mehrjährigen mittleren Hochwasserabfluss (MHQ).

**Hase**

Die Hase entspringt am Nordrand des Teutoburger Waldes und mündet nach etwa 165 km Lauflänge mit einem $A_{Eo}$ von 3.107 km² bei Meppen in die Ems.

Zur Beurteilung des Abfußverhaltens der Hase wird der Pegel Herzlake mit einer Einzugsgebietsgröße von ca. 2.226 km² herangezogen. Der mittlere Jahresabfluss lag mit 22,4 m³/s nur um ca. 3 % über dem mehrjährigen Vergleichswert (MQ). Der mittlere Sommerabfluss von 12,1 m³/s unterschritt den Reihenwert um ca. 3 %. Der mittlere Winter-Abfluss lag mit 32,6 m³/s um ca. 5 % über dem mehrjährigen Mittel.

**Leda und Jümme**

Die Leda und Jümme entwässern die weiträumigen Flussmarschen rechts der Ems im Gebiet der Unteren Ems. Durch die Gezeiten wird das Abflussverhalten von Leda und Jümme bis weit in die Flussläufe hinein beeinflusst. Gegen einlaufende Sturmfluten wird das Ledagebiet durch ein Sperrwerk geschützt. Durch den Betrieb dieses Sperrwerkes sind Aussagen über unbeeinflusste Hochwasserabflüsse kaum zu treffen.

Der Mittelwasserabfluss betrug am Pegel Nortmoor 9,5 m³/s und lag damit ca. 22 % unter dem mittleren Niedrigwasserabfluss (MNQ) der Reihe 1991/2000.

## Grundwasser

Das Einzugsgebiet der Ems ist bezüglich der Grundwasserregionen nicht so unterschiedlich geprägt wie das benachbarte Wesergebiet. Abgesehen von den Höhenzügen des Teutoburger Waldes südlich von Osnabrück (bis NN + 331 m) und des Wiehengebirges nördlich von Osnabrück (bis NN + 148 m) sowie den Ankumer Höhen (bis NN + 140 m) fällt das Emsgebiet von der Quelle bei ca. NN + 120 m gleichmäßig bis zur Mündung bei Normalnull ab und besteht hauptsächlich aus quartärem Lockergestein. Die Grundwasserregionen sind vor allem durch ausgedehnte Sandflächen der Münsterschen Bucht im Oberlauf, durch Talsandebenen und Moränengebiete bzw. durch das hochflächenartige Osnabrücker Lößhügelland (Hasegebiet) im Mittellauf sowie durch die Moorniederungen und Marschen und kleinflächig werdenden Talsandgebiete im Unterlauf geprägt.

Im Emsgebiet gehören ca. 650 Messstellen zu den Landesgrundwasserdiensten (Grundmessnetze). Im niedersächsischen Teil gibt es außerdem ca. 500 staatliche Sondermessstellen. Daneben existiert eine große Zahl von Sondermessstellen Dritter (Wasserwerks-, Deponiebetreiber usw.).

Die meisten Messstellen der Landesgrundwasserdienste sind in den 50er- und 60er-Jahren eingerichtet worden. Die Messstelle Senne 205 flach wird seit 1912 beobachtet.

Die 4 Grundwassermessstellen Groß Oldendorf, Esterwegen II, Langwege und Senne 205 flach, deren Daten von 1981 bis 2000 auf den Seiten 233 und 234 in Form von Ganglinien dargestellt sind, haben eine lange Beobachtungsdauer, sind repräsentativ für größere Grundwasserregionen und ungestört von anthropogenen Einflüssen.

Die Stammdaten dieser Messstellen sind auf Seite 285 aufgelistet.

Die nachfolgenden Aussagen über die Grundwassersituation 2000 im Emsgebiet können nur das Durchschnittsverhalten des Grundwassers wiedergeben. Für genauere bzw. regional begrenzte Aussagen über die Veränderung von Grundwasserständen müssen die Daten aller Grund-Wassermessstellen der Landesgrundwasserdienste und Sondermessnetze herangezogen werden.

Insgesamt lagen die Jahresniederschläge im Emsgebiet über dem langjährigen Mittel. Durch die hohen Niederschläge im Februar und März stiegen die Grundwasserstände bis März und April an. In diesen Monaten finden sich die Maximumwerte. Für die 4 Messstellen insgesamt liegt das Maximum im März mit 23,2 cm über dem langjährigen Monatsmittelwert. Im weiteren Verlauf des Jahres 2000 fielen die Grundwasserstände und erreichten im Dezember das Minimum (insgesamt für die 4 Messstellen mit –28,5 cm unter dem langjährigen Monatsmittelwert).

Der Jahresmittelwert für die untersuchten Messstellen bleibt etwas unter dem langjährigen Jahresmittel.

NLÖ Hildesheim

## Schwebstoffe

Im Emsgebiet bestehen Schwebstoffmessstellen in Rheine (Ems-km 153,0) und in Versen (Ems-km 234,4) bis 1997. Danach wurde die Schwebstoffmessstelle aus organisatorischen Gründen von Versen nach Lathen (Ems-km 253,3) verlegt. Für die Schwebstofftransportberechnungen wird für die Messstelle Lathen der gleiche Abflusspegel von der vorhergehenden Messstelle in Versen angewendet. Für die langjährigen Betrachtungen werden daher auch die Messwerte der früheren Messstelle in Versen herangezogen. Die Schwebstoffdaten der o.g. Messstellen werden im vorliegenden Jahrbuch veröffentlicht.

Die Ermittlung der Schwebstoffkonzentration erfolgte entsprechend den Richtlinien für Schwebstoffmessungen (DVWK-Regeln zur Wasserwirtschaft, Schwebstoffmessungen, H. 125/1986) aufgrund von Einpunktmessungen als Oberflächenentnahme von je 5 l-Schöpfproben und Filterung an den Messstellen (gravimetrische Filtermethode).

Die Probenahme wurde durchgeführt:

- Rheine vom rechten Ufer
- Lathen vom rechten Ufer

Die **jährliche Schwebstofffracht** lag in Rheine rd. 37 % und in Lathen rd. 35 % unter dem langjährigen Mittelwert.

Die höchste **monatliche Schwebstofffracht** war in Rheine mit 25 % und in Lathen mit rd. 18 % im Februar an der Jahresschwebstofffracht beteiligt. Die niedrigste monatliche Schwebstofffracht lag im Mittel bei 2,2 % der entsprechenden Jahresschwebstofffracht; sie wurde in Rheine im November und Lathen im Mai beobachtet.

Die höchste **tägliche Schwebstofffracht** wurde in Rheine mit 516 t und in Lathen mit 1013 t am 15. Dezember und 2. Februar ermittelt. Die niedrigste tägliche Schwebstofffracht lag zwischen 8 und 13 t; sie trat im November und Februar auf.

Die mittlere **jährliche Schwebstoffkonzentration** (arithmetisches Mittel der Tageswerte) lag unter dem langjährigen Mittelwert, in Rheine mit 28 g/m$^3$ rd. 20 %, in Lathen mit 16 g/m$^3$ rd. 27 %. Die größte tägliche Schwebstoffkonzentration wurde in Rheine mit 244 g/m$^3$ am 17. August und in Lathen mit 63 g/m$^3$ am 20. September beobachtet.

BfG Koblenz

# Übersichtskarte

Meßstellen, von denen Daten nachfolgend graphisch dargestellt sind

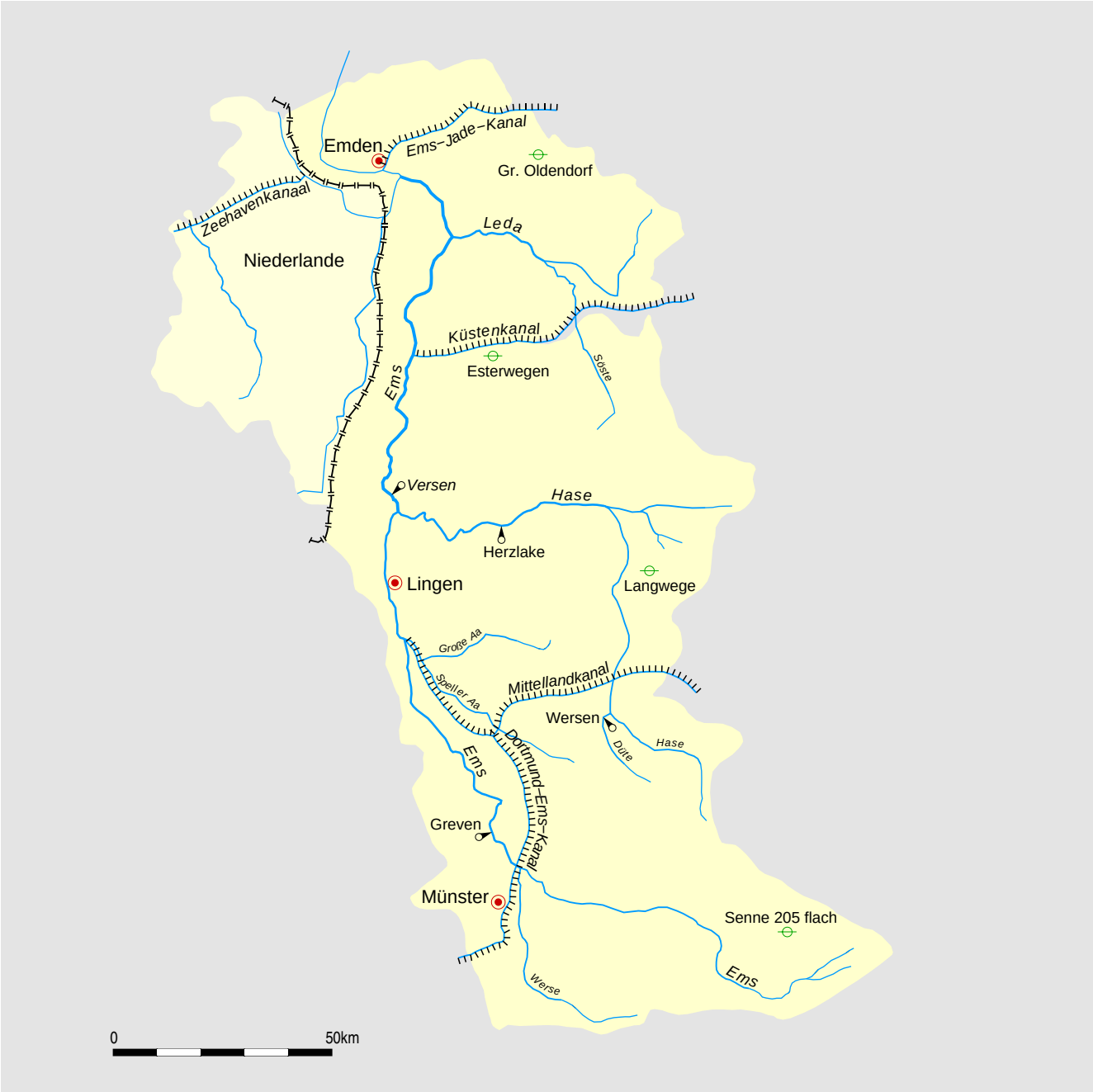


## Meteorologische Stationen

Klimahauptstationen des DWD

Münster
Lingen
Emden

## Gewässerkundliche Meßstellen

Oberirdische Gewässer

Greven
Versen
Herzlake
Wersen

Grundwasser

Gr. Oldendorf
Esterwegen
Langwege
Senne 205 flach

# Hydrologischer Längsschnitt der Ems

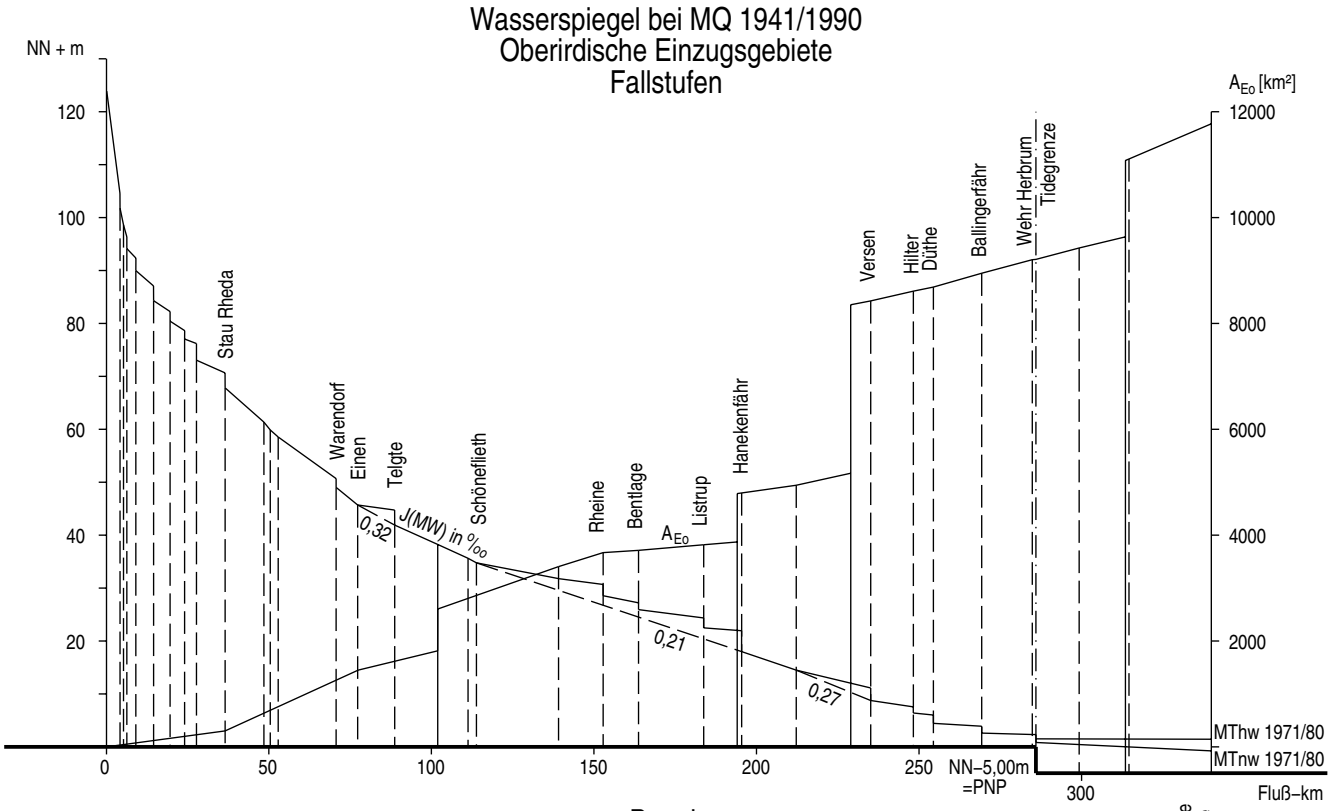


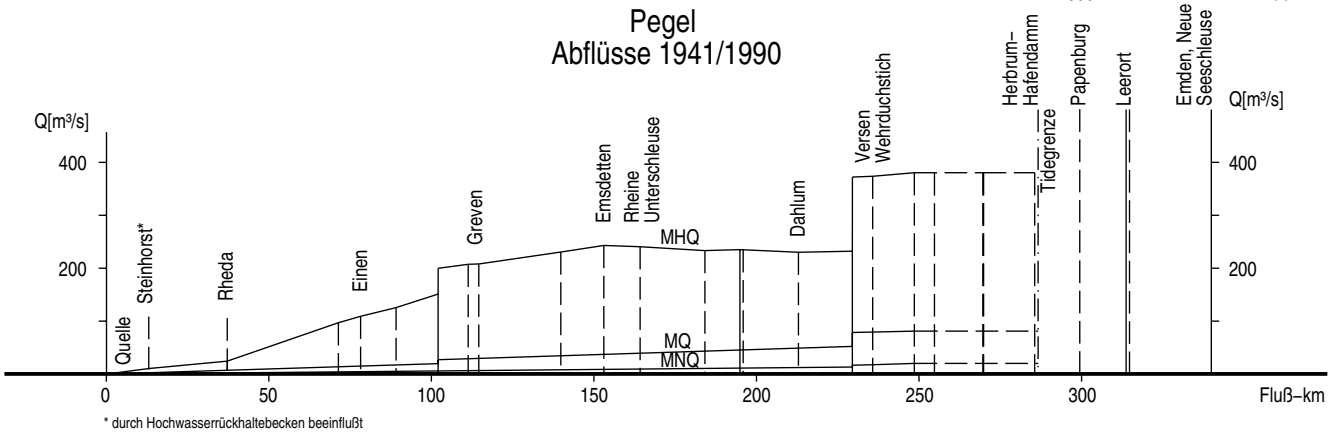


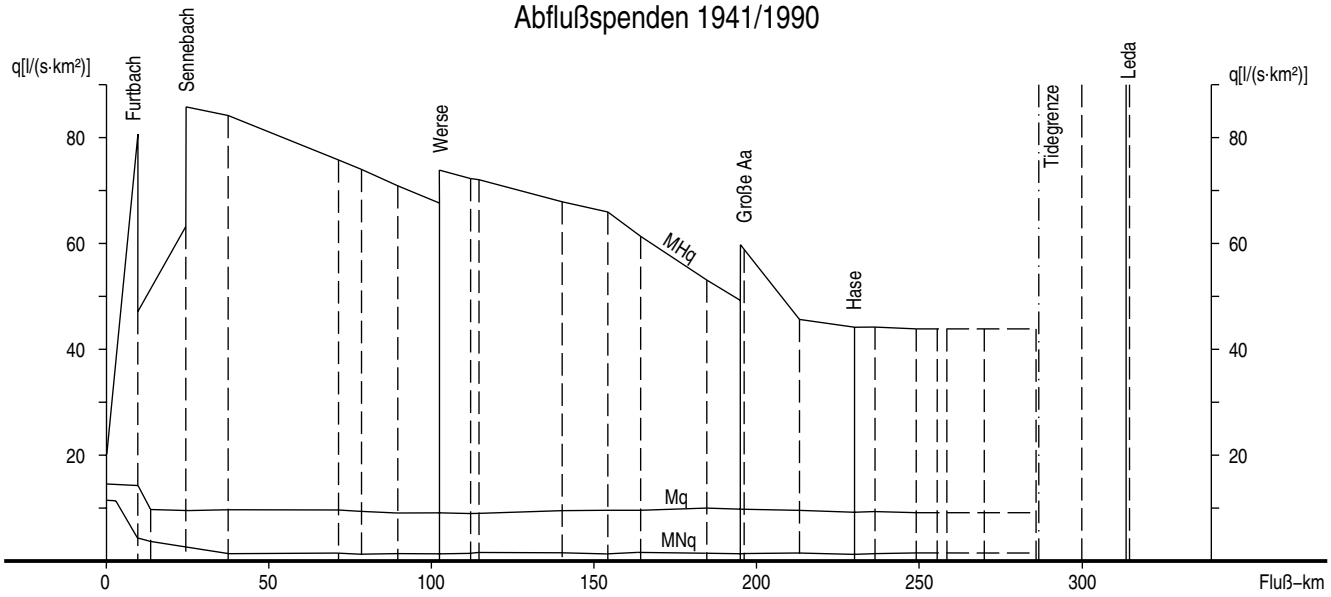

# Lufttemperaturen $T_L$ und Niederschlagshöhen $h_N$ ab 1966

Monatsmittel, Jahresmittel Jahressumme aus Monatsummen

Nach Unterlagen des DWD

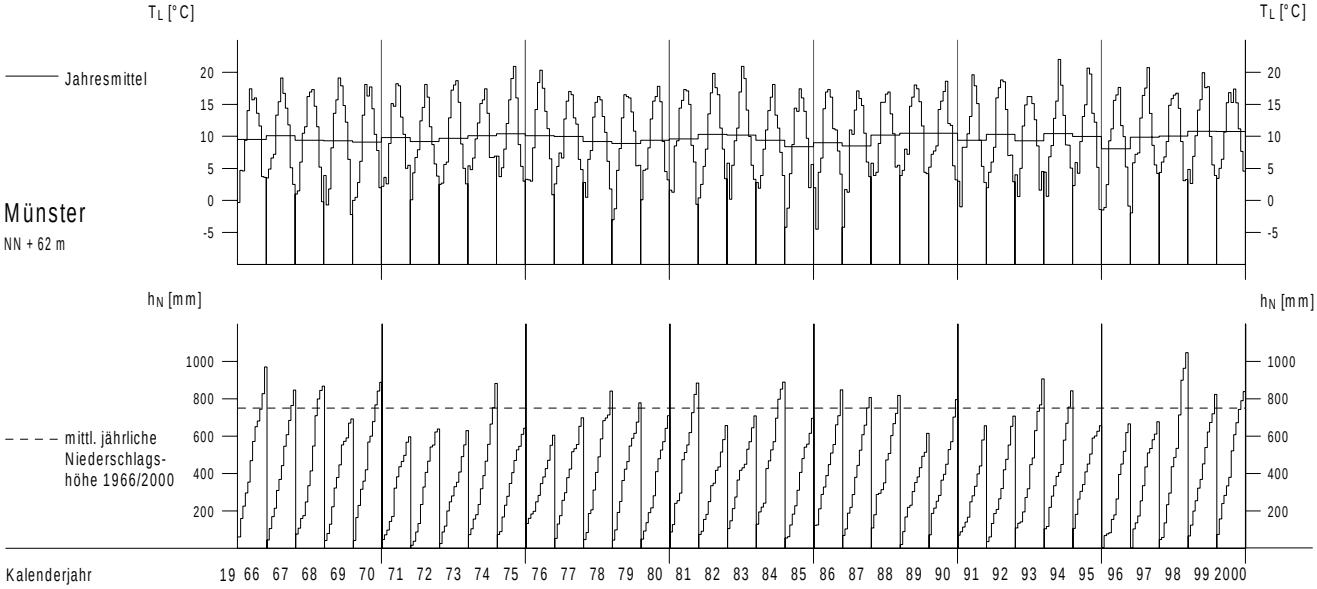


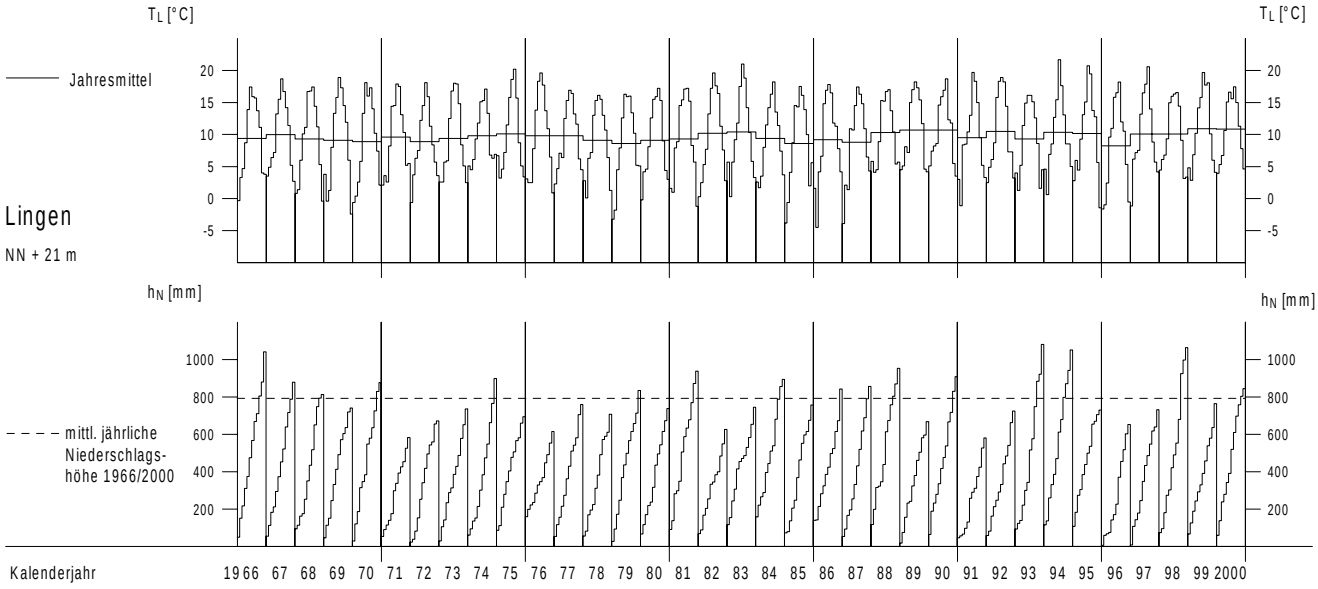


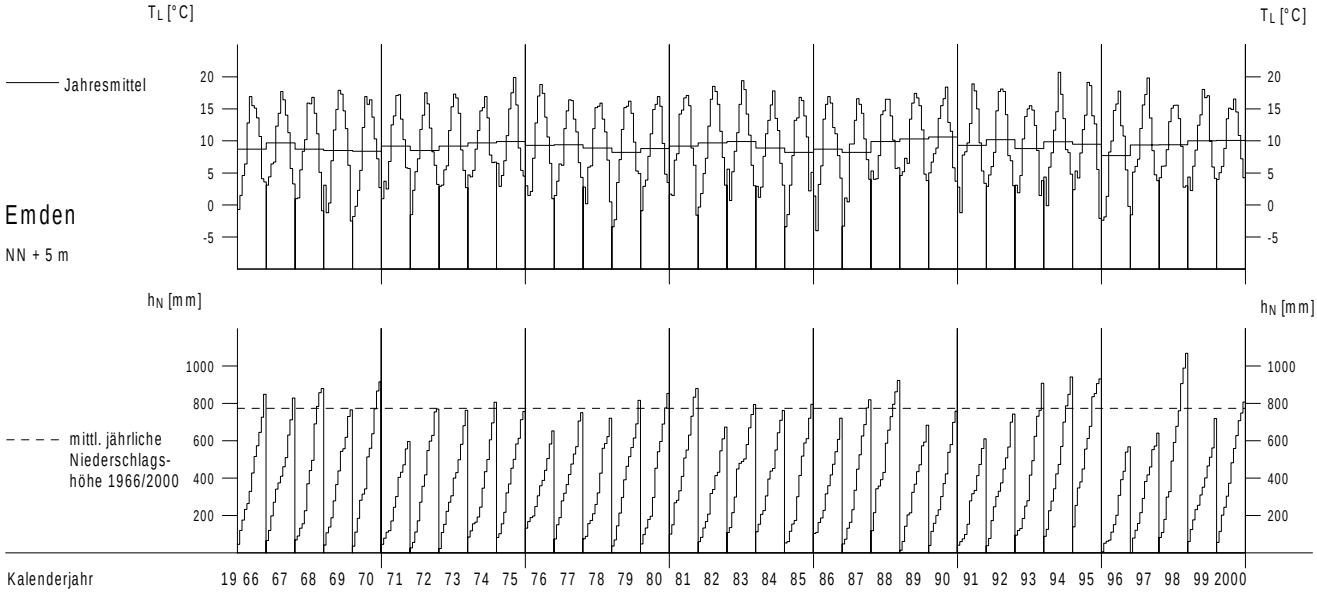

# Lufttemperaturen $T_L$ und Niederschlagshöhen $h_N$ im Berichtszeitraum

Tagesmittel, mittl. Jahresgang Monatsummen aus Tagessummen

Nach Unterlagen des DWD

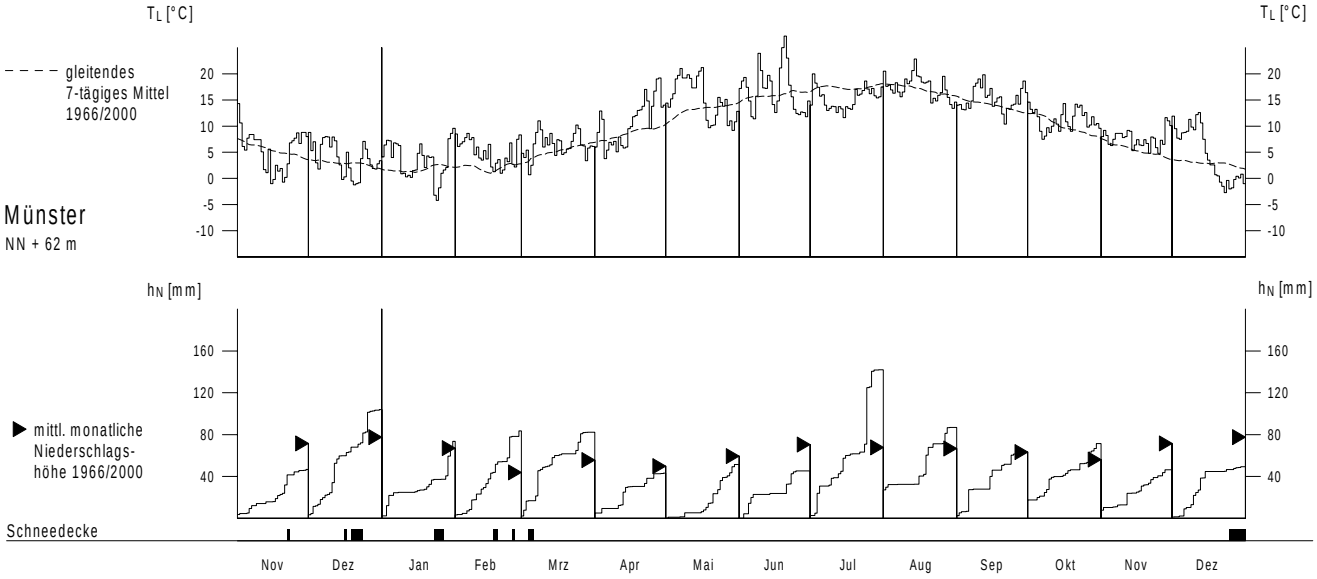


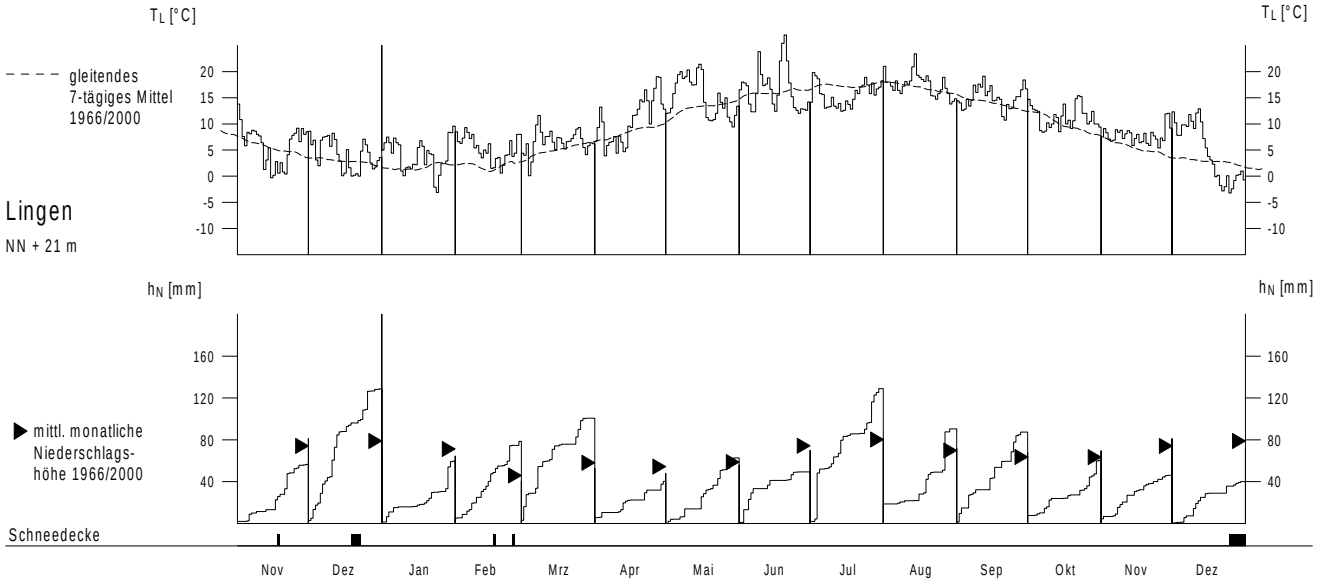


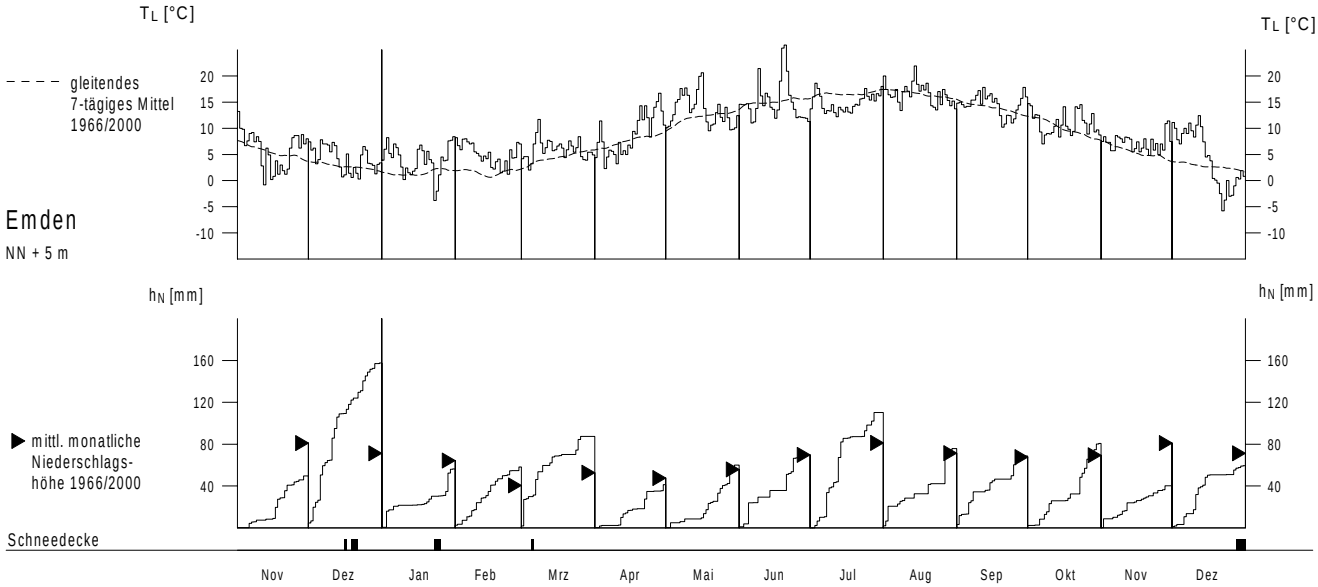

# Abflüsse Q und Abflußspenden q ab 1966

Monatsmittel, Jahresmittel und mehrjährige Mittel

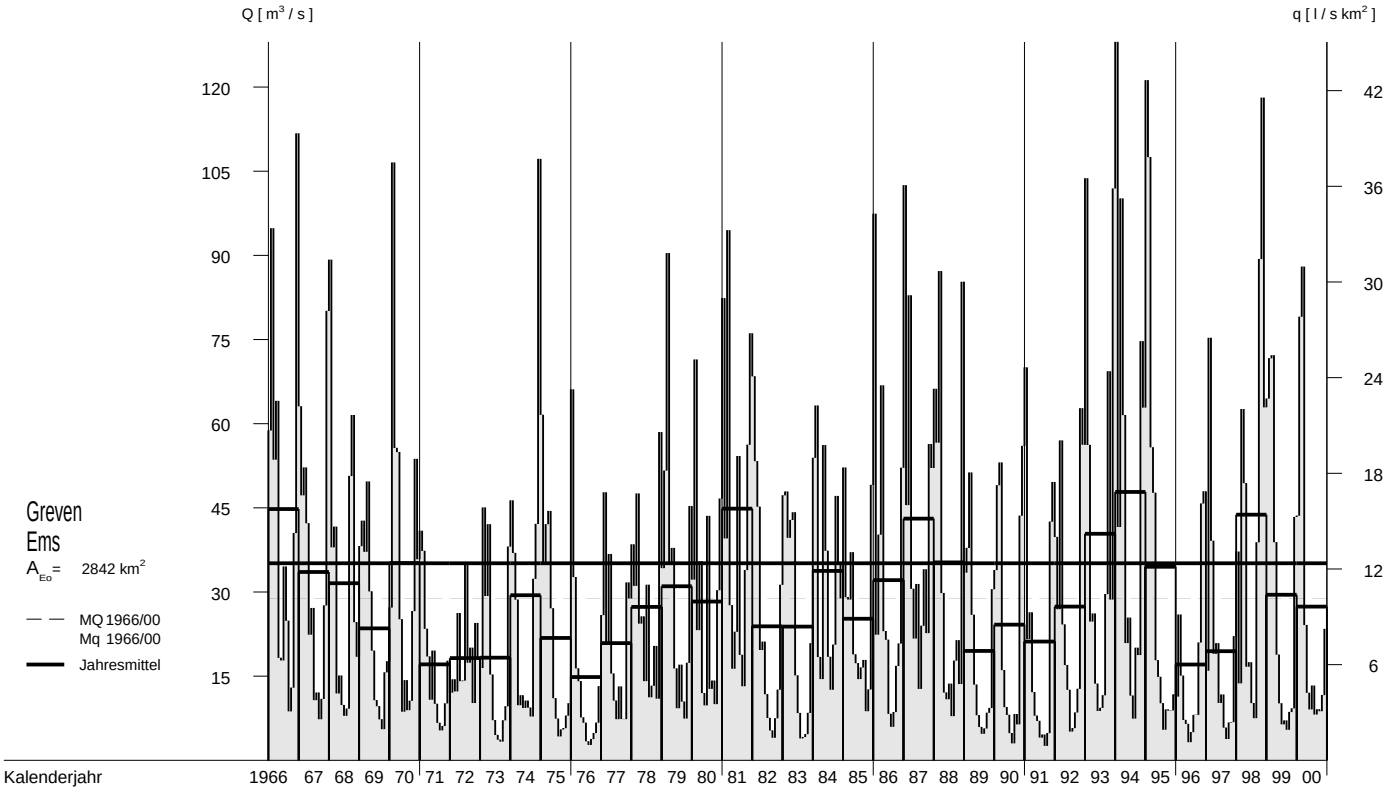


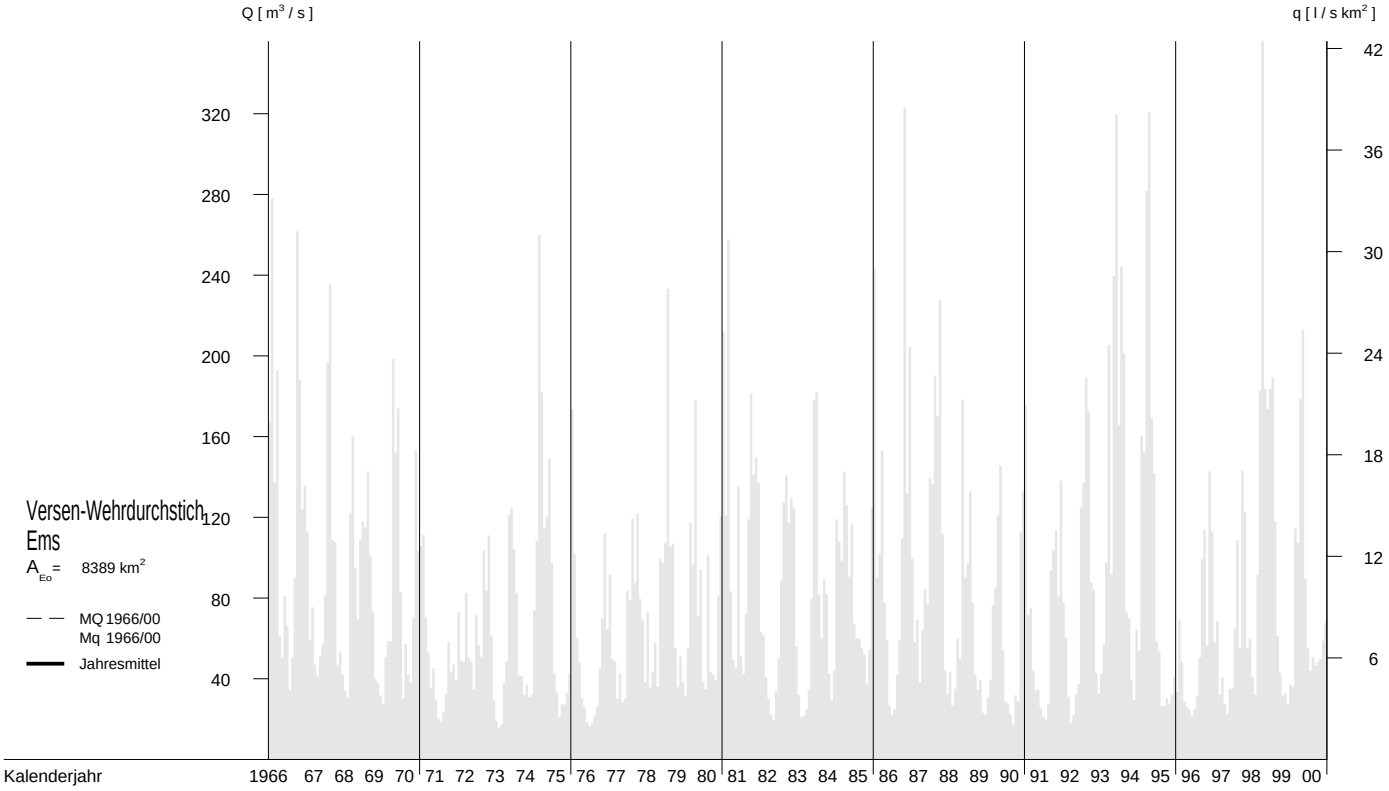

# Abflüsse Q und Abflußspenden q im Berichtszeitraum

Tagesmittel, Monatsmittel, Dauerlinien

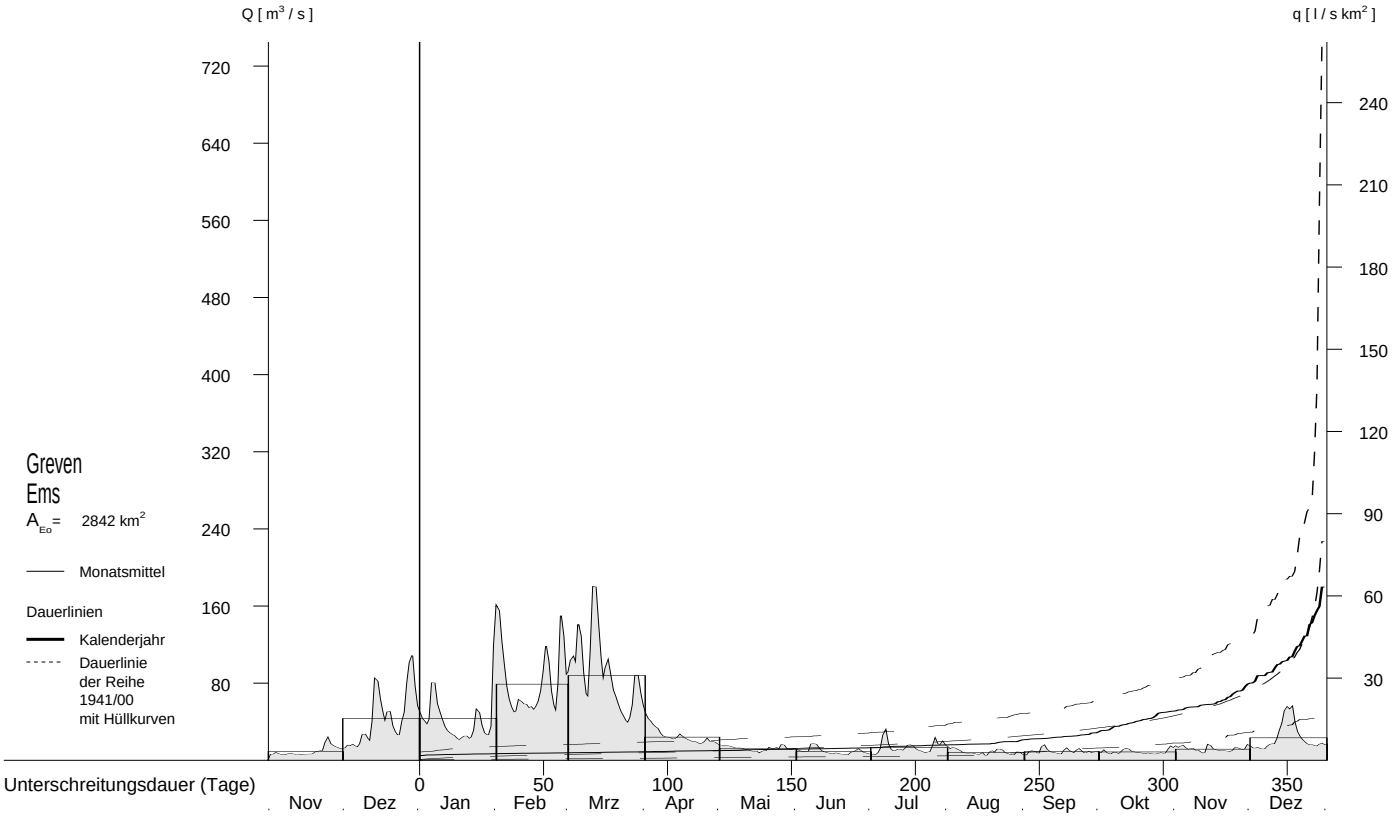


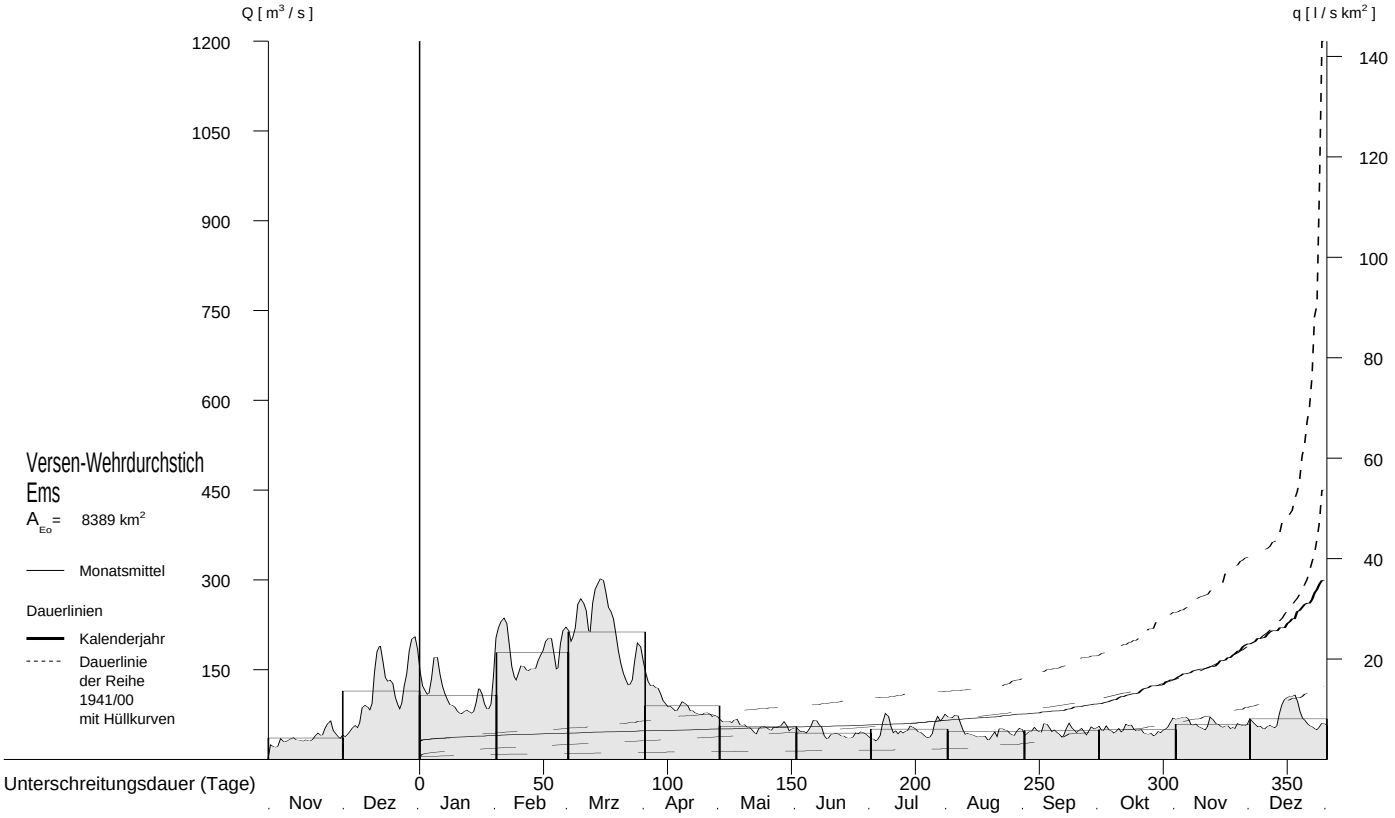

# Abflüsse Q und Abflußspenden q ab 1966

Monatsmittel, Jahresmittel, langjähriges Mittel

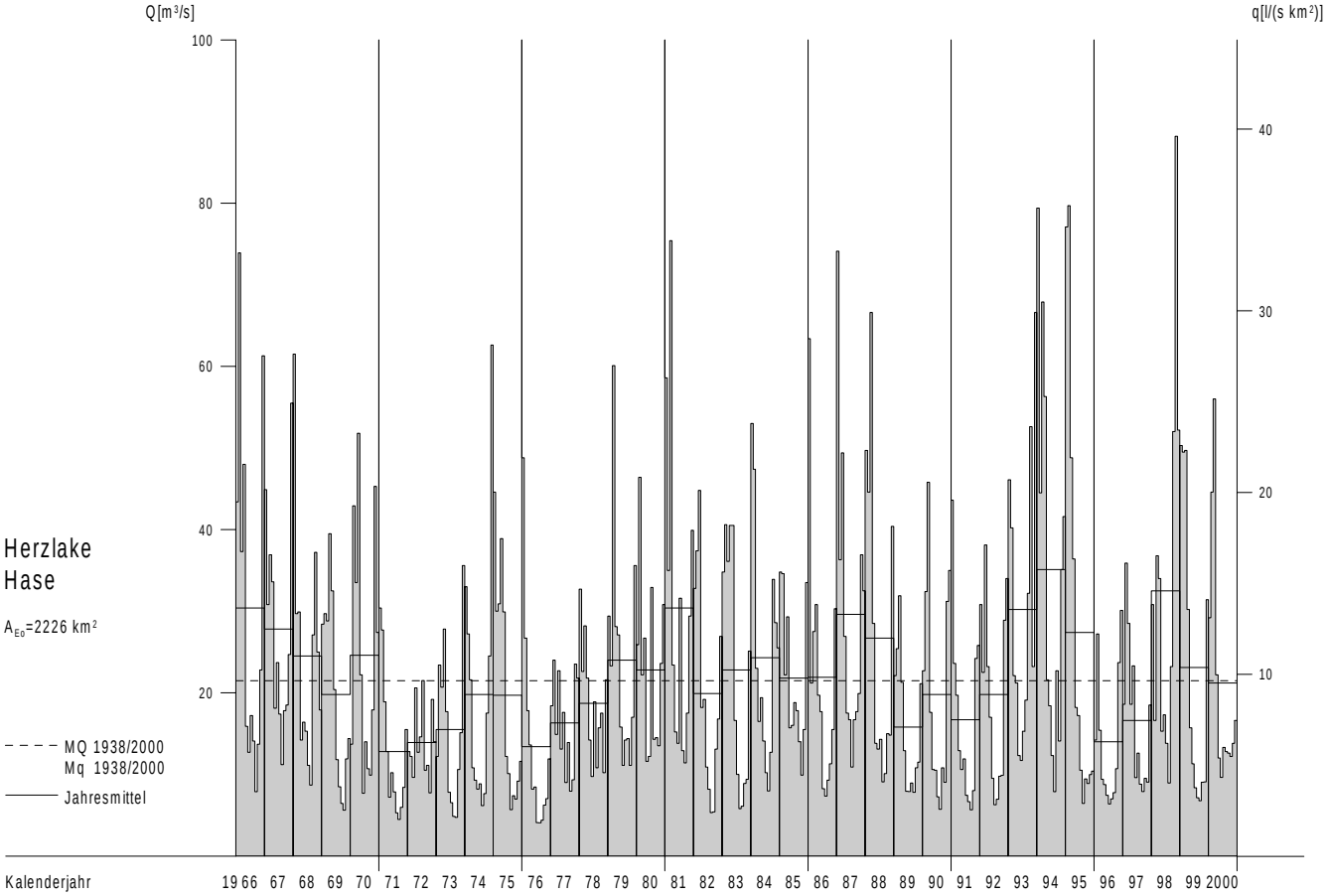


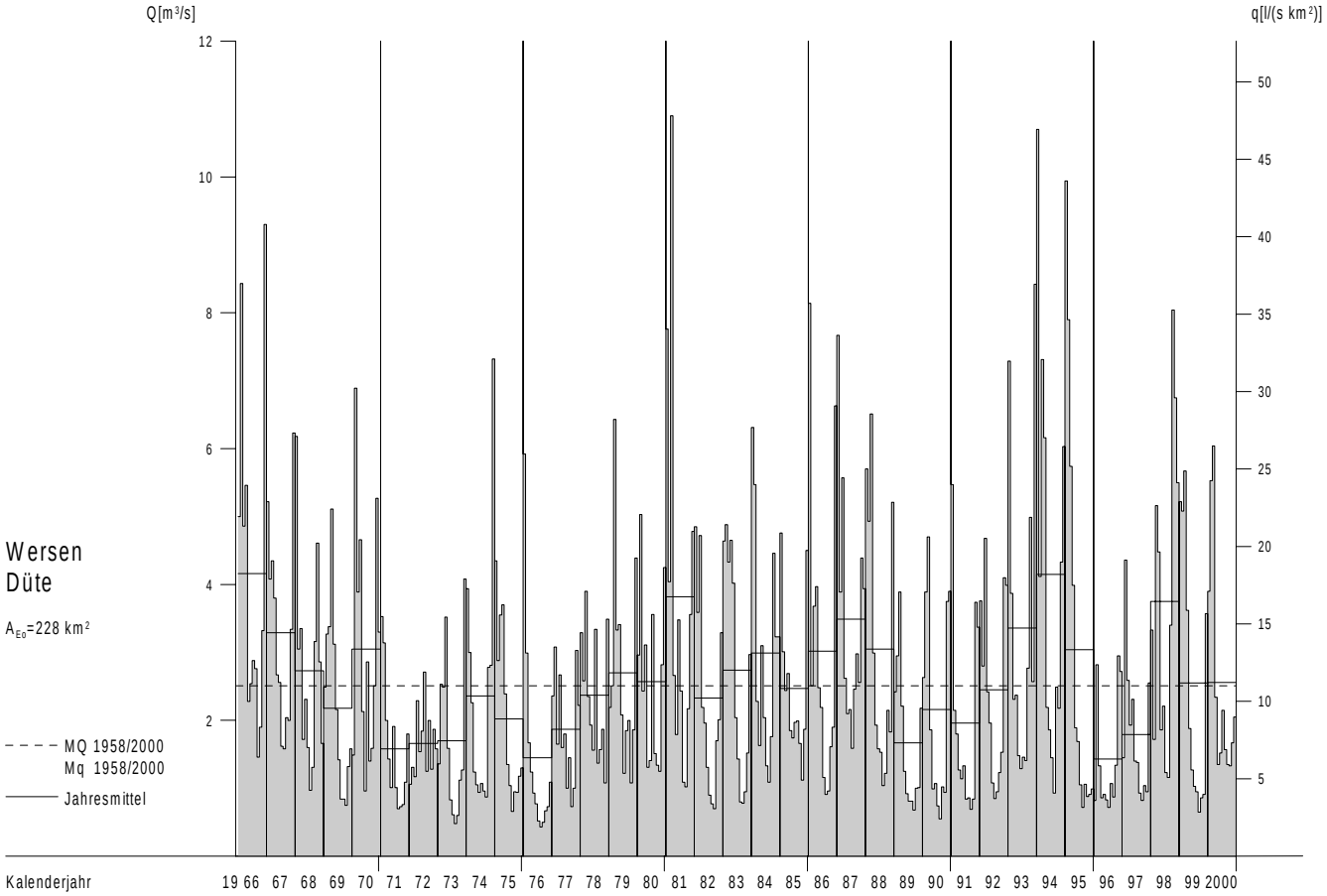

# Abflüsse Q und Abflußspenden q im Berichtszeitraum

Tagesmittel, Monatsmittel, Dauerlinien

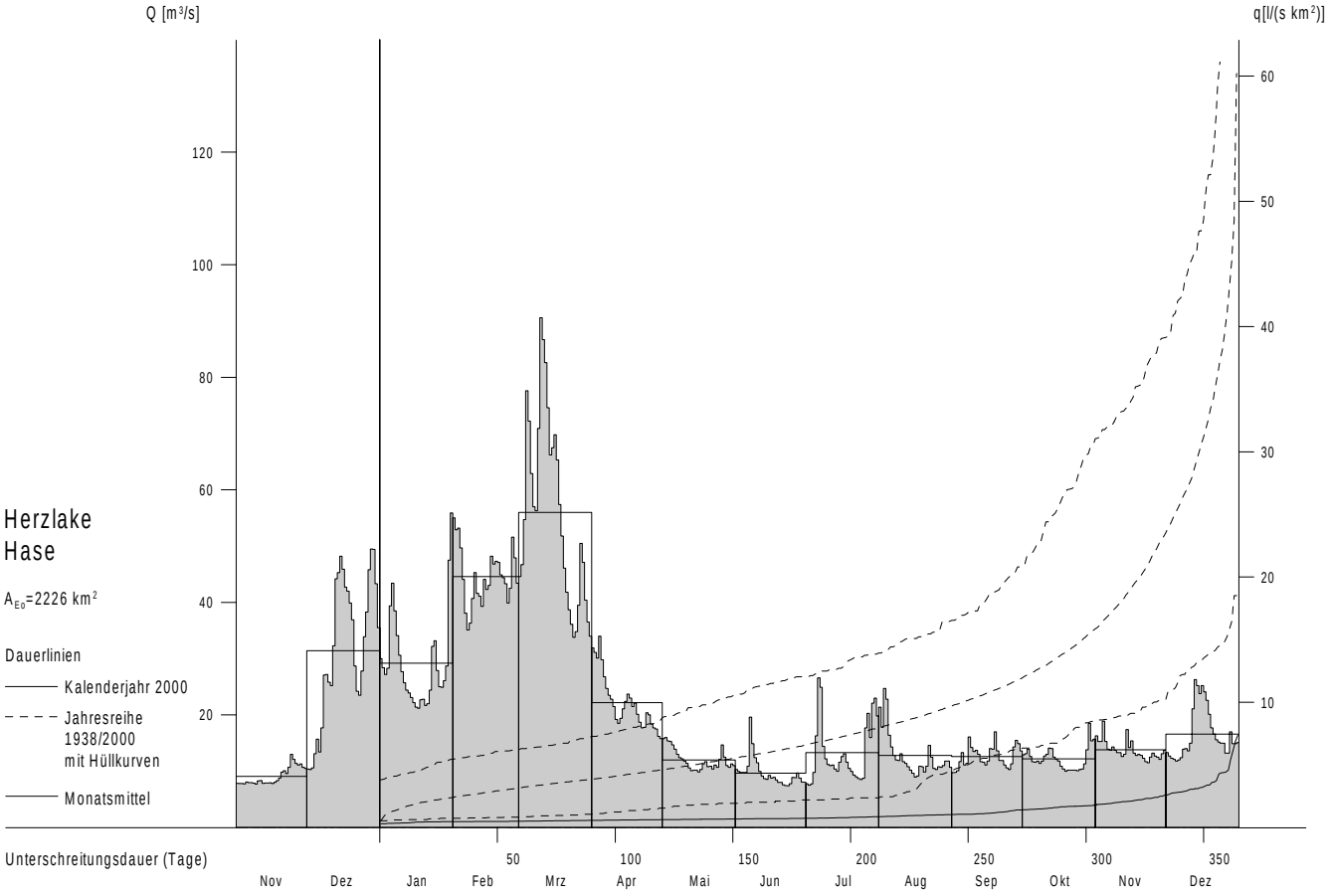


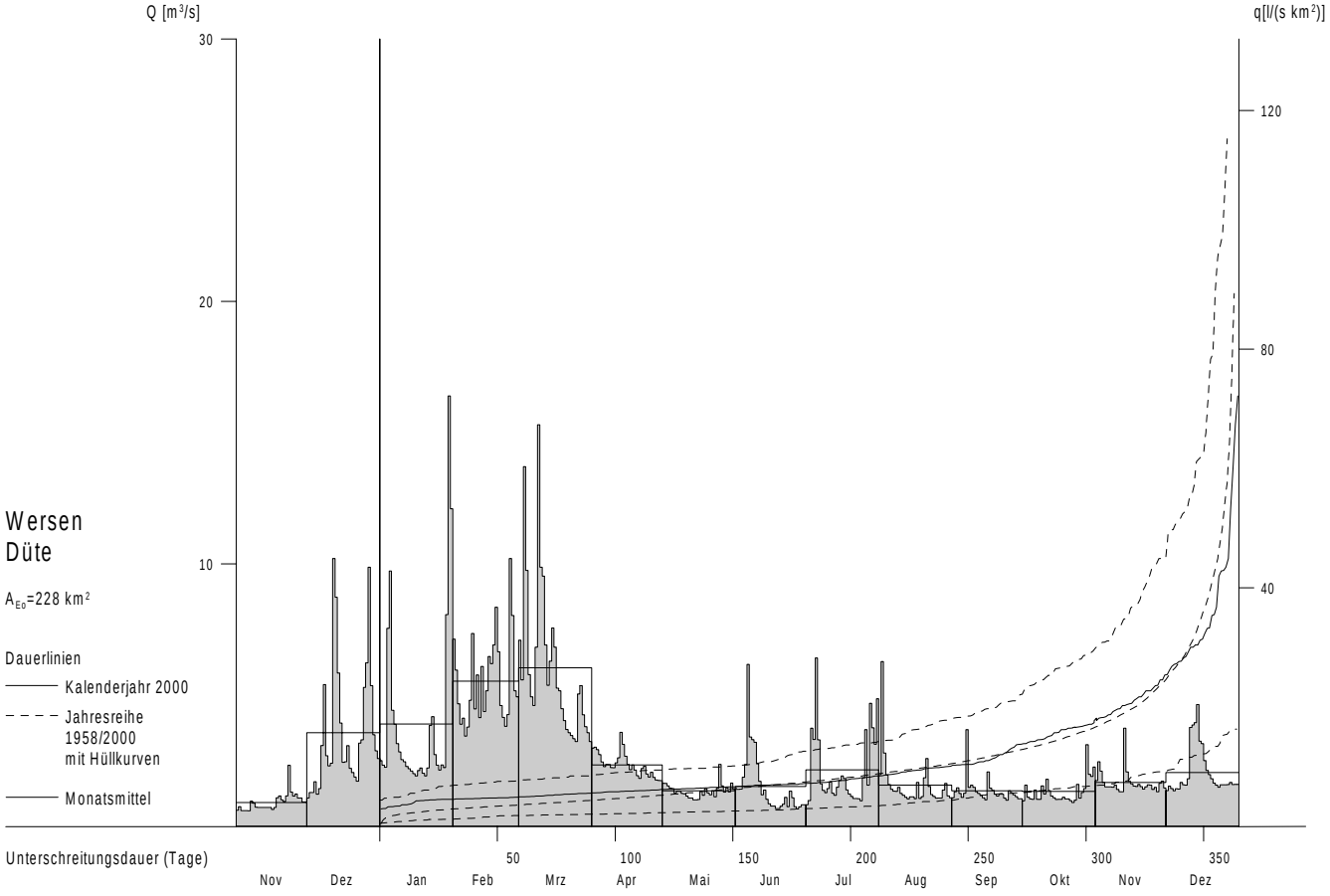

# Abflüsse Q und Schwebstoffe ab 1966

Monatsmittel, Jahresmittel, mehrjährige Mittel

## Lathen / Ems (bis 1997 Versen)

$A_{Eo}$ = 8686 km$^2$

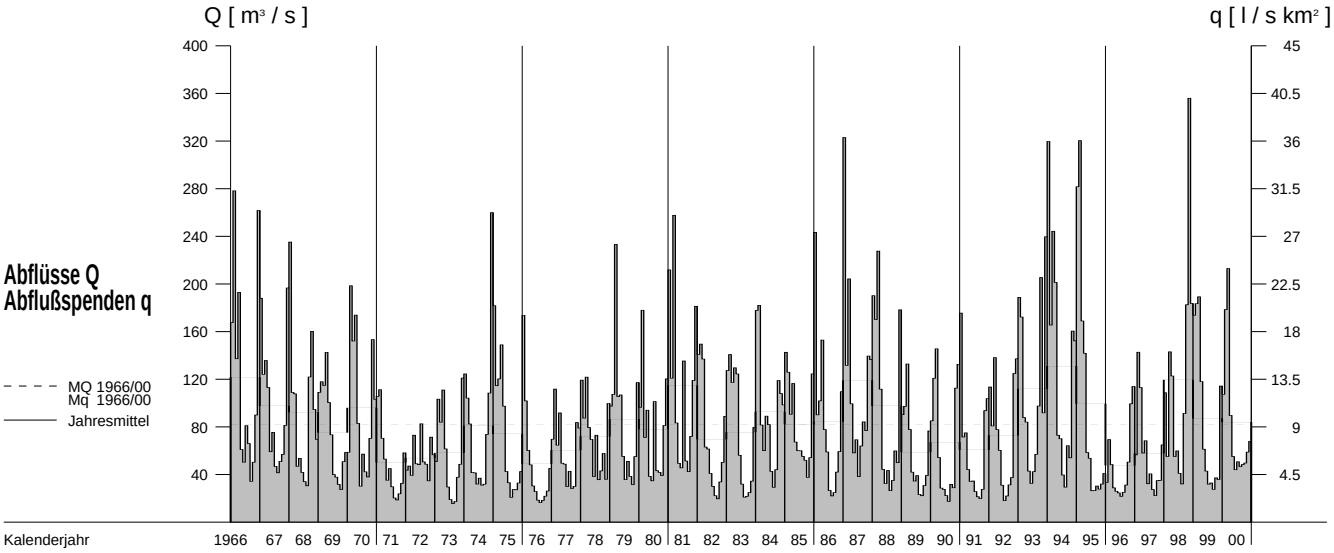


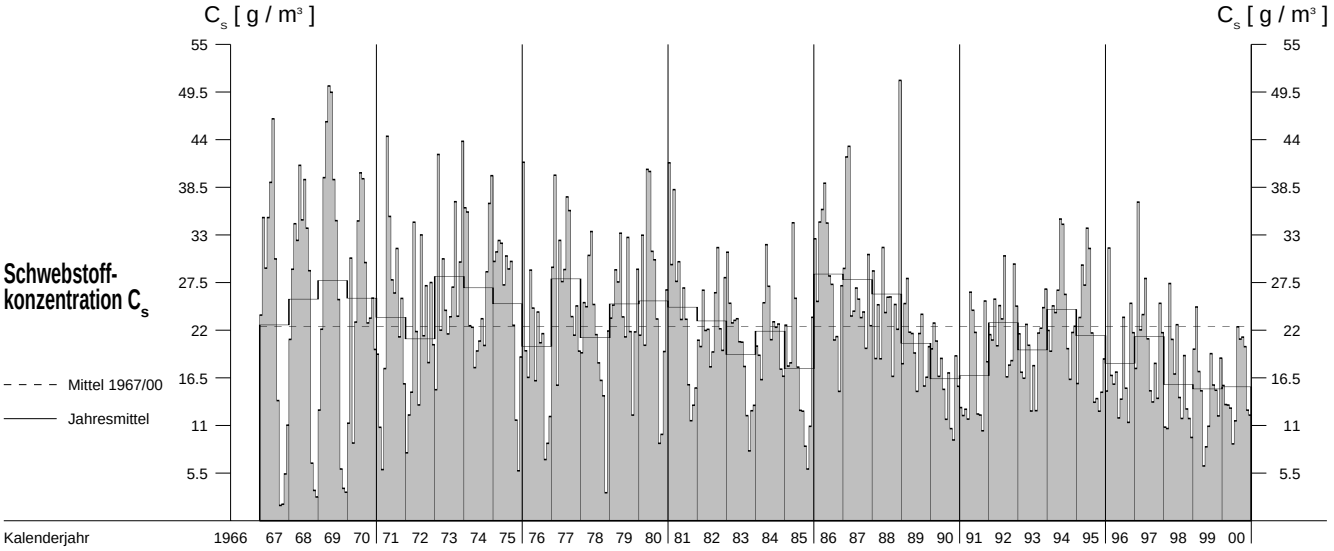


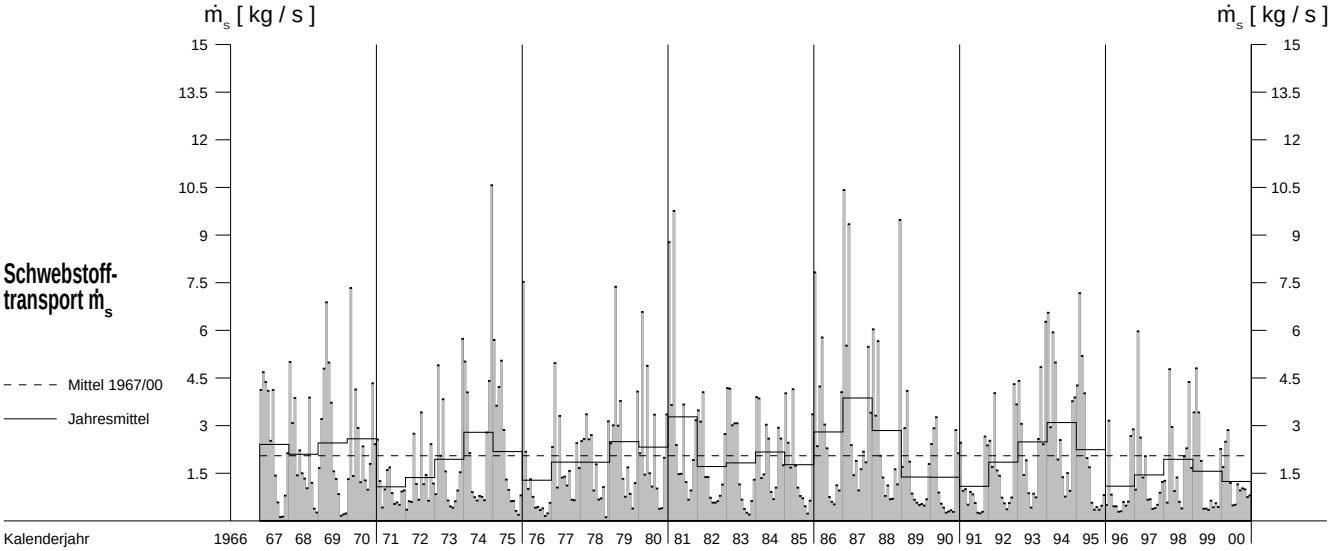

# Grundwasserstände $W_{GW}$ ab 1981

Monatsmittel, mehrjährige Monatsmittel

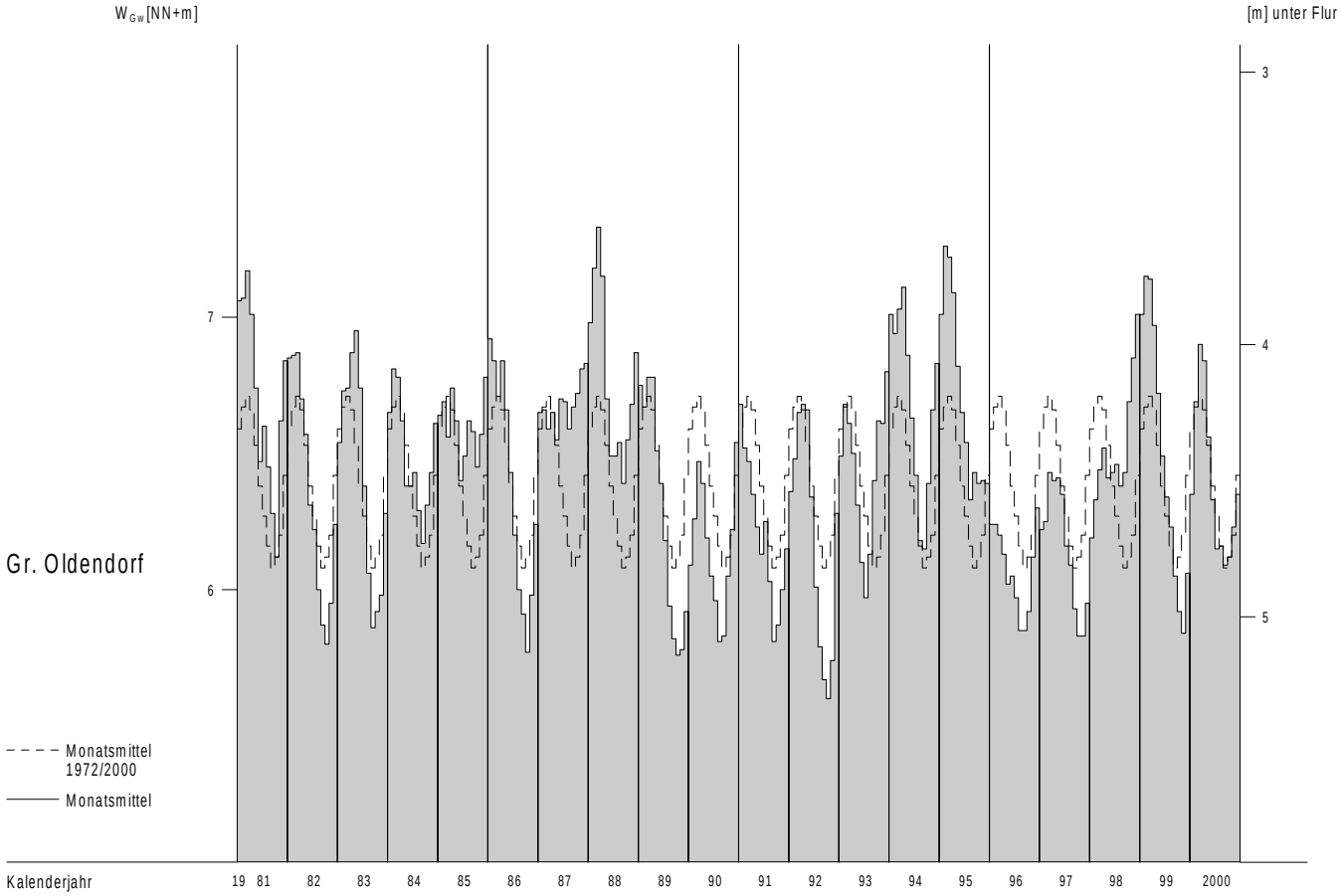


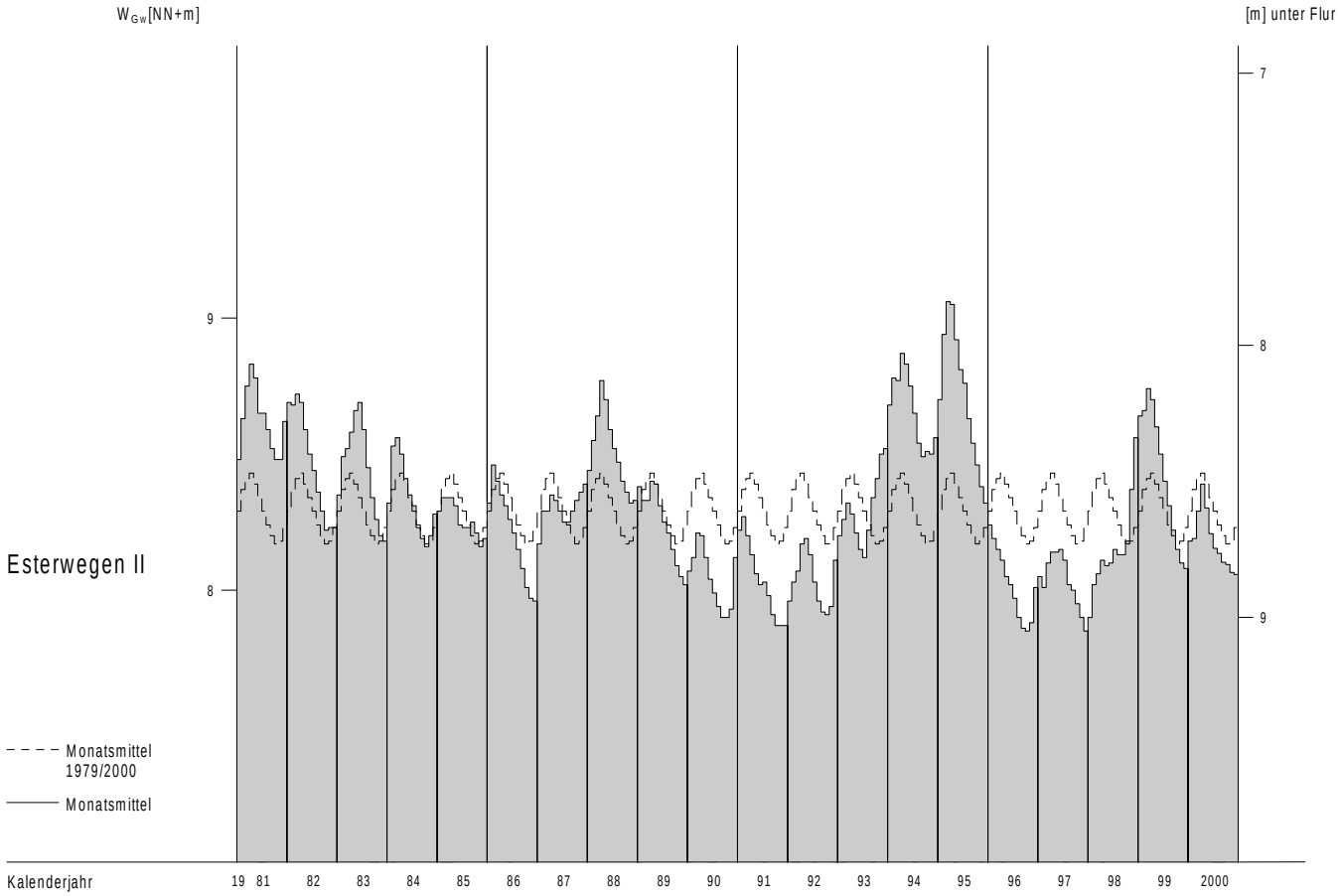

# Grundwasserstände $W_{GW}$ ab 1981

Monatsmittel, mehrjährige Monatsmittel

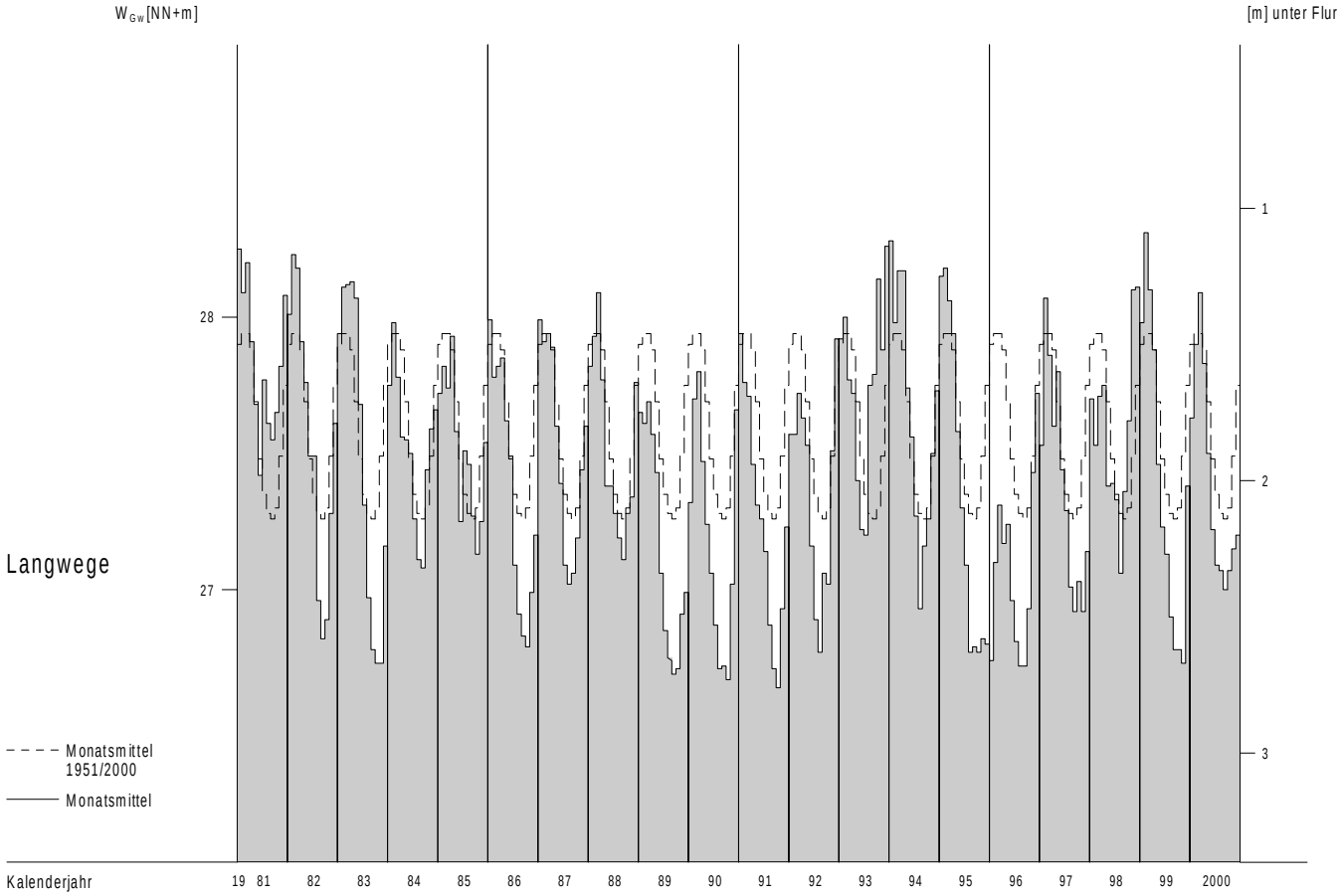


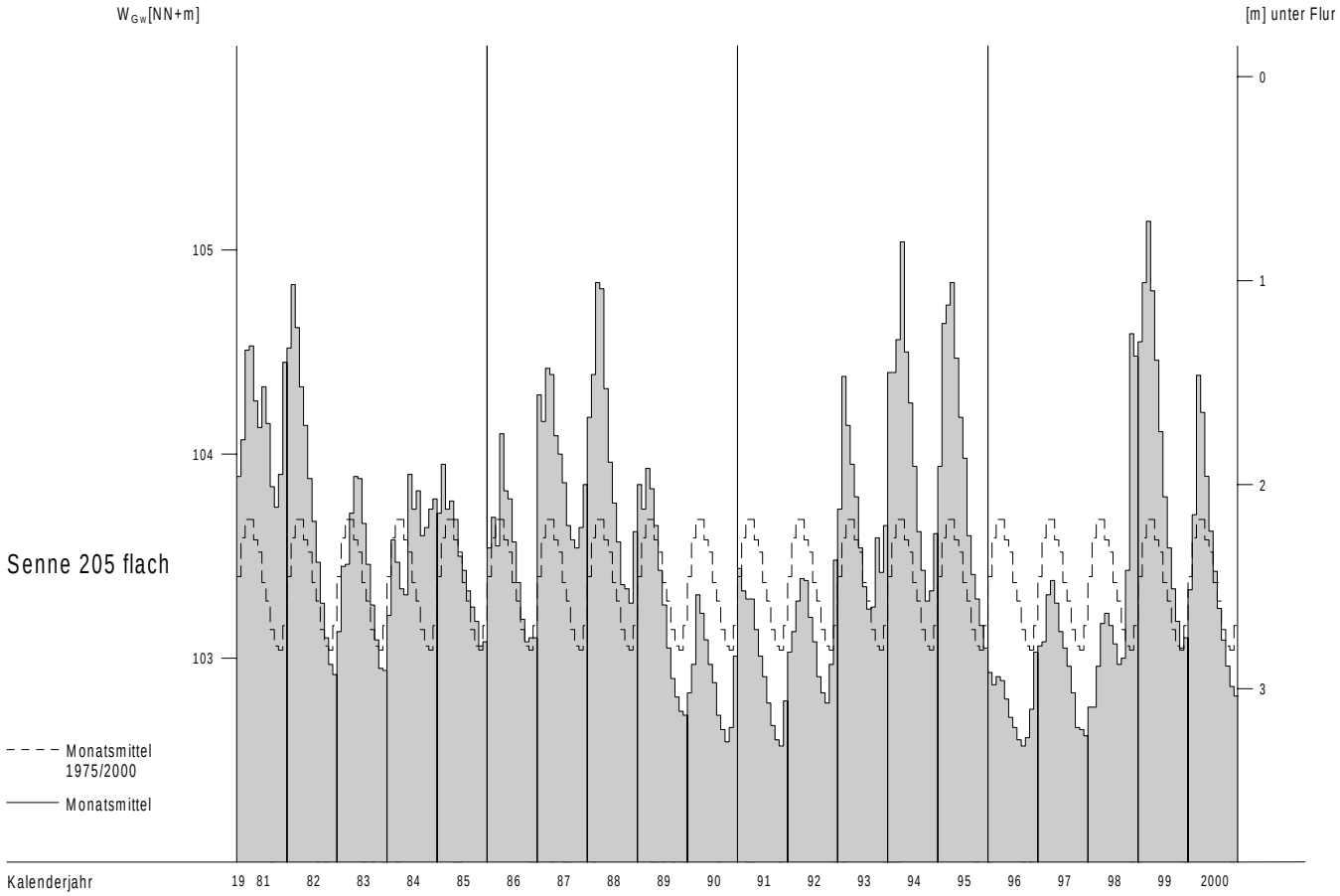

$A_{Eo}$ : 1485.77 km²
PNP : NN+ 45.26 m
Lage : 284.37 km oberhalb der Mündung rechts

# W
cm

Pegel : Einen
Gewässer : Ems
Gebiet : Ems

Nr. 3171000000100

## Tageswerte

| Tag | 1999 Nov | 1999 Dez | 2000 Jan | Feb | Mrz | Apr | Mai | Jun | Jul | Aug | Sep | Okt | Nov | Dez |
|---|---|---|---|---|---|---|---|---|---|---|---|---|---|---|
| 1. | 79.3 | 99.4 | 139 | 253 | 215 | 139 | 96.2 | 80.8 | 70.6 | 86.3 | 74.2 | 79.2 | 86.5 | 87.5 |
| 2. | 80.1 | 107 | 136 | 211 | 207 | 135 | 94.3 | 78.6 | 71.8 | 86.4 | 83.5 | 80.4 | 91.3 | 89.3 |
| 3. | 84.1 | 105 | 131 | 196 | 223 | 132 | 95.3 | 76.4 | 81.4 | 83.8 | 82.7 | 78.1 | 89.3 | 89.0 |
| 4. | 80.3 | 109 | 141 | 173 | 261 | 128 | 93.0 | 79.3 | 84.7 | 81.5 | 82.0 | 74.7 | 85.1 | 88.5 |
| 5. | 79.3 | 101 | 190 | 166 | 195 | 125 | 90.6 | 81.4 | 125 | 78.2 | 78.1 | 75.3 | 84.2 | 87.5 |
| 6. | 78.2 | 102 | 160 | 157 | 171 | 118 | 87.1 | 106 | 120 | 76.2 | 76.6 | 79.1 | 85.6 | 88.0 |
| 7. | 78.1 | 113 | 150 | 151 | 161 | 115 | 86.3 | 94.0 | 96.8 | 75.7 | 93.2 | 77.1 | 86.7 | 90.5 |
| 8. | 81.7 | 129 | 140 | 151 | 181 | 113 | 89.1 | 94.1 | 87.8 | 75.6 | 91.0 | 75.8 | 84.1 | 93.2 |
| 9. | 80.5 | 120 | 132 | 170 | 304 | 112 | 86.4 | 84.3 | 84.8 | 78.0 | 83.1 | 88.9 | 84.6 | 92.7 |
| 10. | 79.6 | 114 | 125 | 154 | 334 | 112 | 84.7 | 78.2 | 85.7 | 76.7 | 80.3 | 85.2 | 82.7 | 91.8 |
| 11. | 79.8 | 110 | 121 | 161 | 263 | 111 | 82.8 | 75.9 | 85.9 | 74.8 | 79.9 | 87.1 | 80.6 | 101 |
| 12. | 79.7 | 157 | 119 | 150 | 234 | 114 | 75.6 | 75.3 | 90.4 | 72.7 | 79.7 | 83.2 | 80.2 | 108 |
| 13. | 77.5 | 200 | 117 | 152 | 195 | 115 | 79.9 | 73.1 | 84.9 | 72.1 | 77.0 | 81.3 | 83.4 | 110 |
| 14. | 78.7 | 178 | 115 | 152 | 186 | 119 | 78.1 | 67.8 | 95.7 | 71.7 | 75.9 | 81.0 | 82.7 | 129 |
| 15. | 79.2 | 158 | 110 | 152 | 247 | 114 | 73.3 | 74.2 | 99.0 | 74.3 | 75.7 | 79.9 | 81.1 | 127 |
| 16. | 79.3 | 143 | 109 | 155 | 217 | 111 | 73.0 | 73.7 | 98.4 | 73.6 | 82.7 | 79.9 | 81.4 | 135 |
| 17. | 79.6 | 136 | 116 | 161 | 191 | 108 | 78.3 | 70.5 | 94.3 | 82.3 | 87.6 | 78.8 | 80.5 | 127 |
| 18. | 81.6 | 151 | 119 | 179 | 179 | 105 | 80.0 | 69.9 | 89.3 | 79.1 | 84.3 | 77.0 | 80.2 | 113 |
| 19. | 87.1 | 138 | 118 | 229 | 174 | 105 | 82.3 | 69.5 | 86.6 | 82.6 | 81.5 | 77.7 | 80.6 | 107 |
| 20. | 89.5 | 127 | 113 | 237 | 160 | 105 | 90.8 | 70.2 | 85.3 | 81.7 | 78.2 | 79.0 | 81.0 | 103 |
| 21. | 89.4 | 121 | 122 | 185 | 153 | 102 | 85.0 | 68.8 | 82.1 | 82.7 | 78.8 | 77.4 | 80.7 | 99.3 |
| 22. | 90.0 | 116 | 142 | 166 | 147 | 98.0 | 90.4 | 78.9 | 79.8 | 81.5 | 80.2 | 76.6 | 81.1 | 95.8 |
| 23. | 114 | 120 | 171 | 155 | 141 | 98.5 | 88.2 | 74.6 | 81.4 | 77.8 | 77.1 | 76.8 | 85.3 | 92.9 |
| 24. | 116 | 134 | 148 | 153 | 138 | 108 | 85.5 | 80.2 | 81.9 | 75.5 | 75.4 | 80.7 | 93.7 | 92.4 |
| 25. | 105 | 155 | 131 | 246 | 153 | 114 | 94.6 | 81.8 | 86.3 | 74.1 | 79.7 | 79.5 | 89.1 | 93.5 |
| 26. | 103 | 187 | 122 | 264 | 200 | 104 | 89.2 | 79.4 | 89.0 | 72.5 | 81.1 | 78.3 | 85.9 | 92.4 |
| 27. | 98.6 | 228 | 122 | 192 | 196 | 103 | 82.7 | 80.9 | 85.2 | 71.5 | 79.4 | 81.4 | 85.0 | 92.2 |
| 28. | 96.9 | 195 | 123 | 175 | 169 | 101 | 82.9 | 74.7 | 95.0 | 80.3 | 83.7 | 93.3 | 88.6 | 97.2 |
| 29. | 94.8 | 163 | 153 | 220 | 161 | 95.4 | 84.0 | 73.4 | 98.4 | 74.9 | 84.5 | 93.7 | 94.3 | 96.9 |
| 30. | 97.4 | 156 | 308 | | 151 | 95.1 | 89.7 | 72.6 | 91.3 | 74.1 | 81.1 | 88.7 | 89.7 | 95.5 |
| 31. | | 148 | 290 | | 144 | | 84.3 | | 91.2 | 74.0 | | 91.2 | | 96.2 |
| Tag | 13. | 1. | 16. | 12. | 24. | 30. | 16. | 14. | 1. | 27. | 1. | 4. | 12. | 1. |
| NW | 77.5 | 99.4 | 109 | 150 | 138 | 95.1 | 73.0 | 67.8 | 70.6 | 71.5 | 74.2 | 74.7 | 80.2 | 87.5 |
| MW | 87.3 | 139 | 143 | 182 | 195 | 112 | 85.6 | 78.0 | 89.7 | 77.5 | 80.9 | 81.2 | 84.8 | 100 |
| HW | 122 | 235 | 329 | 321 | 376 | 142 | 103 | 116 | 151 | 103 | 99.0 | 102 | 98.0 | 144 |
| Tag | 23. | 27. | 30. | 25. | 9. | 1. | 22. | 6. | 5. | 28. | 7. | 9. | 29. | 16. |

| | 1990/1999 | | 1991/2000 10 Kalenderjahre | | | | | | | | | | | |
|---|---|---|---|---|---|---|---|---|---|---|---|---|---|---|
| Jahr | 1991 | 1995 | 1996 | 1996 | 1996 | 1996 | 1992 | 1992 | 1991 | 1992 | 1991 | 1997 | 1991 | 1995 |
| NW | 58.7 | 76.5 | 71.0 | 72.1 | 86.7 | 75.2 | 66.6 | 61.7 | 58.5 | 53.6 | 58.2 | 64.9 | 58.7 | 76.5 |
| MNW | 92.4 | 97.8 | 106 | 112 | 108 | 93.1 | 77.6 | 69.4 | 65.0 | 61.8 | 70.4 | 82.6 | 92.2 | 95.4 |
| MW | 133 | 145 | 156 | 145 | 148 | 118 | 92.1 | 84.0 | 77.4 | 74.9 | 88.4 | 106 | 128 | 140 |
| MHW | 251 | 280 | 284 | 238 | 293 | 193 | 129 | 125 | 120 | 121 | 161 | 199 | 230 | 265 |
| HW | 422 | 389 | 417 | 348 | 393 | 304 | 162 | 194 | 151 | 175 | 291 | 419 | 422 | 389 |
| Jahr | 1998 | 1993 | 1993 | 1997 | 1992 | 1994 | 1997 | 1994 | 2000 | 1996 | 1998 | 1998 | 1998 | 1993 |

## Hauptwerte

| | Abflussjahr (*) 2000 Jahr | Datum | Winter | Sommer | Kalenderjahr 2000 Jahr | Datum |
|---|---|---|---|---|---|---|
| NW cm | 67.8 | am 14.06.2000 | 77.5 | 67.8 | 67.8 | am 14.06.2000 |
| MW cm | 112 | | 143 | 82.2 | 109 | |
| HW cm | 376 | am 9.03.2000 | 376 | 151 | 376 | am 9.03.2000 |

| | 1991/2000 (*) 10 Jahre | | | | 1991/2000 | | |
|---|---|---|---|---|---|---|---|
| NW cm | 53.6 | am 8.08.1992 | 58.7 | 53.6 | 53.6 | am 8.08.1992 |
| MNW cm | 60.3 | | 83.3 | 60.3 | 60.3 | |
| MW cm | 114 | | 141 | 87.2 | 113 | |
| MHW cm | 370 | | 365 | 223 | 372 | |
| HW cm | 422 | am 2.11.1998 | 422 | 419 | 422 | am 2.11.1998 |
| $HW_1$ cm | 363 | | | | | |
| $HW_5$ cm | 414 | | | | | |

## Extremwerte

| | Niedrigwasser (n) cm | Datum | Hochwasser cm | Datum |
|---|---|---|---|---|
| 1 | 53.6 | 8.08.1992 | 422 | 2.11.1998 |
| 2 | 55.1 | 6.08.1991 | 417 | 29.01.1993 |
| 3 | 56.4 | 10.08.1996 | 407 | 4.10.1993 |
| 4 | 58.9 | 16.08.1997 | 396 | 12.01.1993 |
| 5 | 60.2 | 4.08.1999 | 395 | 30.01.1995 |
| 6 | 60.5 | 12.08.1995 | 393 | 1.01.1994 |
| 7 | 61.8 | 11.07.1993 | 393 | 14.03.1992 |
| 8 | 63.8 | 21.08.1998 | 392 | 19.03.1994 |
| 9 | 64.5 | 5.08.1994 | 386 | 19.11.1994 |
| 10 | 67.8 | 14.06.2000 | 385 | 10.11.1998 |

## Dauertabelle

| Unterschreitungsdauer in Tagen | Unterschrittene Wasserstände cm: Abflussjahr (*) 2000 | Kalenderjahr 2000 | 1991/2000 10 Kalenderjahre: Obere Hüllkurve | Mittlere Werte | Untere Hüllkurve |
|---|---|---|---|---|---|
| 364 | 334 | 334 | 418 | 367 | 238 |
| 363 | 308 | 308 | 413 | 350 | 233 |
| 362 | 304 | 304 | 398 | 324 | 221 |
| 361 | 290 | 290 | 376 | 308 | 220 |
| 360 | 264 | 264 | 367 | 298 | 210 |
| 359 | 263 | 263 | 364 | 281 | 207 |
| 358 | 261 | 261 | 357 | 272 | 201 |
| 357 | 253 | 253 | 350 | 265 | 188 |
| 356 | 247 | 247 | 335 | 262 | 188 |
| 350 | 223 | 220 | 282 | 230 | 173 |
| 340 | 195 | 192 | 261 | 198 | 152 |
| 330 | 179 | 173 | 229 | 179 | 142 |
| 320 | 166 | 161 | 208 | 166 | 129 |
| 300 | 153 | 147 | 180 | 149 | 119 |
| 270 | 131 | 119 | 159 | 129 | 103 |
| 240 | 114 | 104 | 144 | 114 | 93.4 |
| 210 | 99.4 | 93.7 | 129 | 102 | 88.9 |
| 183 | 91.2 | 89.3 | 116 | 95.0 | 83.0 |
| 150 | 85.2 | 85.2 | 105 | 88.3 | 77.5 |
| 130 | 82.7 | 83.4 | 101 | 84.2 | 75.6 |
| 120 | 81.8 | 82.7 | 98.0 | 82.5 | 74.8 |
| 110 | 81.4 | 81.5 | 95.8 | 81.0 | 73.8 |
| 100 | 80.3 | 81.1 | 93.4 | 79.9 | 72.6 |
| 90 | 79.9 | 80.5 | 91.8 | 78.7 | 71.3 |
| 80 | 79.4 | 79.9 | 88.8 | 77.4 | 70.5 |
| 70 | 78.9 | 79.2 | 86.9 | 76.0 | 69.0 |
| 60 | 78.2 | 78.2 | 85.2 | 74.7 | 67.4 |
| 50 | 77.1 | 77.1 | 83.1 | 73.3 | 64.8 |
| 40 | 75.9 | 75.9 | 80.5 | 71.7 | 63.2 |
| 30 | 75.3 | 75.3 | 78.2 | 69.2 | 61.7 |
| 25 | 74.6 | 74.6 | 75.1 | 67.8 | 61.1 |
| 20 | 74.1 | 74.1 | 74.1 | 66.0 | 60.3 |
| 15 | 73.3 | 73.3 | 73.3 | 64.9 | 59.7 |
| 10 | 72.5 | 72.5 | 72.5 | 63.2 | 59.2 |
| 9 | 72.1 | 72.1 | 72.1 | 62.9 | 59.1 |
| 8 | 71.8 | 71.8 | 71.8 | 62.6 | 59.0 |
| 7 | 71.7 | 71.7 | 71.7 | 62.1 | 58.9 |
| 6 | 71.5 | 71.5 | 71.5 | 61.8 | 58.8 |
| 5 | 70.6 | 70.6 | 70.6 | 61.4 | 58.7 |
| 4 | 70.5 | 70.5 | 70.5 | 60.6 | 58.7 |
| 3 | 70.2 | 70.2 | 70.2 | 60.0 | 58.3 |
| 2 | 69.9 | 69.9 | 69.9 | 59.1 | 57.8 |
| 1 | 69.5 | 69.5 | 69.5 | 58.5 | 56.8 |
| 0 | 67.8 | 67.8 | 67.8 | 53.6 | 53.6 |

(*) Abflussjahr: 1.11. des Vorjahres bis 31.10.

$A_{Eo}$ : 2842 km²
PNP :NN + 32.71 m
Lage: 113.4 km Lauflänge ab Quelle links

W
cm

Pegel : Greven Nr. 33300101
Gewässer : Ems
Gebiet : Obere Ems

## Tageswerte

| Tag | 1999 Nov | 1999 Dez | 2000 Jan | Feb | Mrz | Apr | Mai | Jun | Jul | Aug | Sep | Okt | Nov | Dez |
|---|---|---|---|---|---|---|---|---|---|---|---|---|---|---|
| 1. | 125 | 164 | 309 | 616 | 511 | 310 | 180 | 149 | 123 | 159 | 118 | 134 | 167 | 165 |
| 2. | 124 | 181 | 297 | 557 | 520 | 299 | 179 | 144 | 122 | 167 | 142 | 151 | 175 | 163 |
| 3. | 135 | 177 | 283 | 499 | 500 | 284 | 178 | 139 | 132 | 164 | 147 | 136 | 179 | 168 |
| 4. | 128 | 185 | 305 | 430 | 591 | 274 | 175 | 142 | 161 | 155 | 144 | 128 | 165 | 161 |
| 5. | 123 | 176 | 442 | 384 | 568 | 266 | 171 | 145 | 233 | 148 | 134 | 126 | 156 | 158 |
| 6. | 122 | 170 | 442 | 354 | 474 | 245 | 166 | 187 | 256 | 136 | 130 | 138 | 159 | 158 |
| 7. | 122 | 190 | 369 | 334 | 404 | 231 | 163 | 189 | 188 | 132 | 171 | 135 | 161 | 174 |
| 8. | 128 | 237 | 337 | 339 | 392 | 226 | 164 | 186 | 157 | 131 | 181 | 128 | 149 | 185 |
| 9. | 130 | 239 | 306 | 382 | 529 | 225 | 163 | 166 | 146 | 131 | 156 | 140 | 151 | 189 |
| 10. | 126 | 218 | 276 | 376 | 648 | 222 | 157 | 148 | 147 | 132 | 144 | 156 | 139 | 188 |
| 11. | 123 | 203 | 257 | 367 | 648 | 215 | 153 | 140 | 157 | 127 | 137 | 162 | 131 | 217 |
| 12. | 125 | 295 | 247 | 366 | 595 | 216 | 150 | 136 | 155 | 124 | 135 | 158 | 137 | 258 |
| 13. | 120 | 456 | 238 | 352 | 519 | 224 | 144 | 132 | 150 | 123 | 131 | 145 | 184 | 289 |
| 14. | 124 | 449 | 232 | 356 | 448 | 238 | 143 | 127 | 163 | 133 | 127 | 140 | 178 | 340 |
| 15. | 124 | 386 | 218 | 344 | 488 | 228 | 143 | 127 | 181 | 117 | 125 | 137 | 159 | 355 |
| 16. | 125 | 337 | 211 | 357 | 509 | 219 | 132 | 133 | 183 | 117 | 149 | 135 | 154 | 346 |
| 17. | 125 | 293 | 220 | 377 | 466 | 213 | 142 | 129 | 176 | 139 | 163 | 133 | 150 | 357 |
| 18. | 128 | 336 | 229 | 415 | 418 | 207 | 148 | 125 | 161 | 146 | 149 | 129 | 147 | 292 |
| 19. | 139 | 337 | 230 | 476 | 395 | 202 | 148 | 124 | 151 | 136 | 140 | 129 | 147 | 251 |
| 20. | 143 | 279 | 217 | 546 | 366 | 202 | 167 | 122 | 147 | 157 | 133 | 132 | 146 | 229 |
| 21. | 147 | 252 | 225 | 506 | 339 | 196 | 161 | 121 | 140 | 157 | 150 | 128 | 144 | 212 |
| 22. | 149 | 235 | 259 | 415 | 321 | 189 | 160 | 136 | 134 | 152 | 160 | 126 | 142 | 200 |
| 23. | 196 | 236 | 344 | 362 | 301 | 192 | 166 | 140 | 139 | 136 | 146 | 125 | 149 | 188 |
| 24. | 221 | 297 | 333 | 335 | 291 | 202 | 157 | 148 | 141 | 129 | 132 | 130 | 166 | 183 |
| 25. | 190 | 335 | 281 | 433 | 314 | 217 | 184 | 159 | 175 | 124 | 134 | 134 | 165 | 184 |
| 26. | 180 | 443 | 246 | 607 | 364 | 202 | 182 | 148 | 217 | 121 | 142 | 130 | 159 | 178 |
| 27. | 172 | 504 | 236 | 568 | 467 | 202 | 160 | 137 | 187 | 121 | 134 | 132 | 154 | 175 |
| 28. | 166 | 523 | 237 | 466 | 466 | 199 | 156 | 133 | 184 | 139 | 138 | 156 | 158 | 186 |
| 29. | 160 | 431 | 274 | 476 | 410 | 189 | 154 | 127 | 202 | 138 | 140 | 175 | 183 | 192 |
| 30. | 161 | 360 | 540 | | 364 | 182 | 161 | 125 | 181 | 124 | 136 | 166 | 176 | 184 |
| 31. | | 334 | 623 | | 331 | | 156 | | 172 | 121 | | 176 | | 187 |

## Hauptwerte

| | 1999 Nov | 1999 Dez | 2000 Jan | Feb | Mrz | Apr | Mai | Jun | Jul | Aug | Sep | Okt | Nov | Dez |
|---|---|---|---|---|---|---|---|---|---|---|---|---|---|---|
| Tag | 13. | 1. | 16. | 7. | 24. | 30. | 16. | 21. | 2. | 15.+ | 1. | 23. | 11. | 5.+ |
| NW | 120 | 164 | 211 | 334 | 291 | 182 | 132 | 121 | 122 | 117 | 118 | 125 | 131 | 158 |
| MW | 143 | 299 | 299 | 427 | 450 | 224 | 160 | 142 | 166 | 137 | 142 | 140 | 158 | 217 |
| HW | 233 | 536 | 626 | 626 | 663 | 320 | 196 | 221 | 290 | 173 | 193 | 180 | 197 | 379 |
| Tag | 24. | 28. | 31. | 1. | 10. | 1. | 25. | 6. | 6. | 2. | 8. | 31. | 13. | 17. |

| | 1990/1999 | | 1991/2000 | | | | | | 10 Jahre | | | | | |
|---|---|---|---|---|---|---|---|---|---|---|---|---|---|---|
| Jahr | 1991 | 1995 + | 1996 | 1996 | 1996 | 1996 | 1996 | 1996 | 1991 | 1992 | 1991 | 1997 | 1991 | 1995 + |
| NW | 101 | 125 | 130 | 126 | 148 | 112 | 111 | 94 | 90 | 80 | 84 | 104 | 101 | 125 |
| MNW | 170 | 185 | 216 | 230 | 217 | 178 | 141 | 124 | 111 | 103 | 114 | 142 | 170 | 178 |
| MW | 279 | 318 | 345 | 323 | 324 | 246 | 176 | 156 | 139 | 129 | 159 | 200 | 266 | 305 |
| MHW | 484 | 558 | 562 | 517 | 574 | 406 | 264 | 247 | 227 | 222 | 294 | 359 | 443 | 534 |
| HW | 732 | 686 | 728 | 695 | 718 | 629 | 393 | 368 | 358 | 330 | 619 | 733 | 732 | 686 |
| Jahr | 1998 | 1993 | 1994 | 1995 | 1994 | 1994 | 1997 | 1994 | 1997 | 1996 | 1998 | 1998 | 1998 | 1993 |

| | Abflußjahr (*) 2000 Jahr | Datum | Winter | Sommer | Kalenderjahr 2000 Jahr | Datum |
|---|---|---|---|---|---|---|
| NW cm | 117 | am 15.08.2000 | 120 | 117 | 117 | am 15.08.2000 |
| MW cm | 227 | | 307 | 148 | 221 | |
| HW cm | 663 | am 10.03.2000 | 663 | 290 | 663 | am 10.03.2000 |

| | 1991/2000 (*) 10 Jahre | | | | 1991/2000 | |
|---|---|---|---|---|---|---|
| NW cm | 82 | am 11.08.1992 | 101 | 80 | 80 | am 11.08.1992 |
| MNW cm | 101 | | 151 | 101 | 101 | |
| MW cm | 232 | | 306 | 160 | 230 | |
| MHW cm | 679 | | 676 | 414 | 686 | |
| HW cm | 733 | am 30.10.1998 | 732 | 733 | 733 | am 30.10.1998 |

## Extremwerte

| | Niedrigwasser cm | Datum | Hochwasser cm | Datum |
|---|---|---|---|---|
| 1 | 82 | 11.08.1992 | 754 | 24.02.1970 |
| 2 | 84 | 09.08.1996 | 754 | 06.12.1960 |
| 3 | 84 | 15.09.1991 | 752 | 01.07.1981 |
| 4 | 90 | 18.07.1991 | 739 | 31.12.1986 |
| 5 | 91 | 07.08.1991 | 733 | 30.10.1998 |
| 6 | 91 | 14.08.1990 | 732 | 03.11.1998 |
| 7 | 96 | 23.08.1976 | 728 | 02.01.1994 |
| 8 | 98 | 03.09.1983 | 725 | 30.01.1995 |
| 9 | 99 | 29.08.1973 | 724 | 16.01.1968 |
| 10 | 100 | 29.09.1997 | 721 | 31.05.1984 |

## Dauertabelle

| Unterschreitungsdauer in Tagen | Unterschrittene Wasserstände cm: Abfluß-jahr (*) 2000 | Kalender jahr 2000 | 1991/2000 10 Kalenderjahre: Obere Hüllwerte | Mittlere Werte | Untere Hüllwerte |
|---|---|---|---|---|---|
| (365) | | | | | |
| 364 | 648 | 648 | 730 | 702 | 531 |
| 363 | 623 | 623 | 728 | 690 | 526 |
| 362 | 616 | 616 | 723 | 673 | 494 |
| 361 | 607 | 607 | 719 | 660 | 492 |
| 360 | 595 | 595 | 706 | 651 | 471 |
| 359 | 591 | 591 | 702 | 636 | 471 |
| 358 | 591 | 591 | 700 | 631 | 466 |
| 357 | 568 | 568 | 696 | 616 | 461 |
| 356 | 557 | 557 | 691 | 609 | 459 |
| 350 | 519 | 511 | 653 | 554 | 379 |
| 340 | 474 | 467 | 621 | 484 | 341 |
| 330 | 442 | 415 | 555 | 432 | 296 |
| 320 | 392 | 367 | 524 | 395 | 283 |
| 300 | 344 | 334 | 423 | 338 | 243 |
| 270 | 276 | 245 | 370 | 276 | 206 |
| 240 | 220 | 207 | 318 | 234 | 172 |
| 210 | 187 | 183 | 277 | 201 | 157 |
| 183 | 170 | 167 | 242 | 182 | 145 |
| 150 | 157 | 159 | 218 | 162 | 133 |
| 130 | 149 | 152 | 203 | 152 | 126 |
| 120 | 147 | 150 | 193 | 148 | 123 |
| 110 | 144 | 148 | 187 | 143 | 119 |
| 100 | 141 | 145 | 177 | 139 | 117 |
| 90 | 139 | 143 | 168 | 135 | 113 |
| 80 | 137 | 140 | 165 | 132 | 110 |
| 70 | 135 | 138 | 159 | 129 | 108 |
| 60 | 133 | 136 | 155 | 126 | 106 |
| 50 | 131 | 134 | 151 | 124 | 103 |
| 40 | 129 | 132 | 146 | 120 | 99 |
| 30 | 126 | 130 | 139 | 115 | 96 |
| 25 | 126 | 128 | 135 | 113 | 94 |
| 20 | 125 | 127 | 130 | 110 | 92 |
| 15 | 124 | 125 | 128 | 107 | 91 |
| 10 | 123 | 124 | 127 | 103 | 88 |
| 9 | 123 | 123 | 126 | 102 | 88 |
| 8 | 122 | 123 | 126 | 100 | 88 |
| 7 | 122 | 122 | 125 | 99 | 88 |
| 6 | 122 | 122 | 125 | 97 | 87 |
| 5 | 122 | 122 | 125 | 96 | 87 |
| 4 | 121 | 122 | 125 | 94 | 87 |
| 3 | 120 | 121 | 123 | 93 | 86 |
| 2 | 118 | 118 | 123 | 91 | 86 |
| 1 | 118 | 118 | 122 | 88 | 85 |
| 0 | 117 | 117 | 119 | 80 | 80 |

(*) Abflußjahr: 1.11. des Vorjahres bis 31.10.

Extremwerte ab 1960
Extremwerte wegen Sohlenänderungen nicht mit früh. Beobachtungen vergleichbar !
Eisverhältnisse: keine Angaben

$A_{Eo}$ : 3740 km²
PNP :NN + 24.19 m
Lage: 153.0 km Lauflänge ab Quelle rechts

W
cm

Pegel : Rheine Unterschl. UP Nr. 33900200
Gewässer : Ems
Gebiet : Obere Ems

## Tageswerte

| Tag | 1999 Nov | 1999 Dez | 2000 Jan | Feb | Mrz | Apr | Mai | Jun | Jul | Aug | Sep | Okt | Nov | Dez |
|---|---|---|---|---|---|---|---|---|---|---|---|---|---|---|
| 1. | 198 | 215 | 307 | 483 | 420 | 307 | 222 | 208 | 197 | 223 | 198 | 203 | 225 | 224 |
| 2. | 198 | 219 | 294 | 488 | 429 | 305 | 222 | 203 | 197 | 226 | 201 | 210 | 226 | 221 |
| 3. | 200 | 223 | 291 | 459 | 435 | 294 | 221 | 199 | 196 | 230 | 207 | 209 | 230 | 222 |
| 4. | 202 | 224 | 296 | 410 | 449 | 285 | 220 | 205 | 208 | 222 | 207 | 205 | 225 | 220 |
| 5. | 199 | 224 | 350 | 364 | 473 | 279 | 217 | 209 | 230 | 218 | 206 | 202 | 219 | 219 |
| 6. | 199 | 220 | 393 | 338 | 455 | 268 | 214 | 217 | 255 | 212 | 201 | 203 | 217 | 218 |
| 7. | 198 | 226 | 358 | 318 | 395 | 258 | 211 | 232 | 233 | 208 | 212 | 206 | 220 | 223 |
| 8. | 200 | 243 | 328 | 321 | 362 | 253 | 212 | 227 | 216 | 207 | 226 | 204 | 217 | 229 |
| 9. | 201 | 258 | 307 | 334 | 411 | 252 | 213 | 221 | 209 | 206 | 219 | 203 | 215 | 231 |
| 10. | 200 | 249 | 288 | 350 | 474 | 250 | 209 | 212 | 209 | 205 | 211 | 212 | 214 | 232 |
| 11. | 200 | 243 | 277 | 332 | 507 | 247 | 207 | 206 | 212 | 204 | 208 | 215 | 209 | 240 |
| 12. | 199 | 264 | 269 | 341 | 524 | 247 | 206 | 202 | 211 | 202 | 206 | 219 | 208 | 263 |
| 13. | 199 | 353 | 264 | 333 | 496 | 251 | 203 | 201 | 211 | 200 | 205 | 212 | 222 | 277 |
| 14. | 198 | 383 | 260 | 333 | 439 | 259 | 203 | 200 | 209 | 204 | 202 | 209 | 237 | 296 |
| 15. | 199 | 362 | 254 | 327 | 408 | 260 | 202 | 198 | 220 | 199 | 201 | 207 | 224 | 319 |
| 16. | 199 | 324 | 248 | 333 | 428 | 255 | 200 | 200 | 222 | 198 | 204 | 206 | 220 | 310 |
| 17. | 199 | 300 | 249 | 345 | 420 | 247 | 199 | 201 | 223 | 200 | 215 | 205 | 217 | 318 |
| 18. | 200 | 302 | 256 | 361 | 389 | 242 | 201 | 197 | 217 | 208 | 213 | 205 | 215 | 294 |
| 19. | 203 | 316 | 257 | 391 | 364 | 237 | 204 | 198 | 212 | 202 | 209 | 204 | 216 | 271 |
| 20. | 206 | 290 | 251 | 423 | 347 | 236 | 206 | 196 | 210 | 210 | 206 | 204 | 215 | 259 |
| 21. | 207 | 274 | 251 | 437 | 326 | 233 | 209 | 196 | 207 | 215 | 205 | 204 | 214 | 249 |
| 22. | 209 | 265 | 264 | 399 | 314 | 230 | 211 | 196 | 205 | 215 | 216 | 201 | 213 | 241 |
| 23. | 223 | 257 | 297 | 348 | 303 | 230 | 212 | 205 | 204 | 208 | 212 | 201 | 213 | 236 |
| 24. | 241 | 279 | 315 | 325 | 294 | 233 | 211 | 204 | 206 | 204 | 206 | 202 | 219 | 231 |
| 25. | 233 | 307 | 290 | 357 | 295 | 240 | 217 | 209 | 216 | 201 | 204 | 204 | 223 | 230 |
| 26. | 225 | 354 | 270 | 438 | 314 | 237 | 225 | 208 | 241 | 199 | 208 | 203 | 219 | 229 |
| 27. | 222 | 399 | 260 | 474 | 372 | 234 | 216 | 204 | 237 | 199 | 207 | 203 | 218 | 226 |
| 28. | 218 | 424 | 260 | 452 | 395 | 232 | 209 | 201 | 233 | 205 | 205 | 210 | 216 | 228 |
| 29. | 216 | 412 | 271 | 406 | 378 | 228 | 209 | 199 | 239 | 208 | 208 | 221 | 226 | 233 |
| 30. | 213 | 352 | 380 | | 345 | 224 | 210 | 197 | 236 | 204 | 206 | 223 | 229 | 231 |
| 31. | | 319 | 457 | | 320 | | 211 | | 229 | 199 | | 225 | | 232 |

## Hauptwerte

| | 1999 Nov | 1999 Dez | 2000 Jan | Feb | Mrz | Apr | Mai | Jun | Jul | Aug | Sep | Okt | Nov | Dez |
|---|---|---|---|---|---|---|---|---|---|---|---|---|---|---|
| Tag | 1.+ | 1. | 16. | 7. | 24. | 30. | 17. | 20.+ | 3. | 16. | 1. | 22.+ | 12. | 6. |
| NW | 198 | 215 | 248 | 318 | 294 | 224 | 199 | 196 | 196 | 198 | 198 | 201 | 208 | 218 |
| MW | 207 | 293 | 294 | 380 | 396 | 252 | 211 | 205 | 218 | 208 | 208 | 208 | 219 | 247 |
| HW | 246 | 429 | 475 | 492 | 528 | 312 | 226 | 235 | 262 | 232 | 230 | 228 | 242 | 329 |
| Tag | 24. | 28. | 31. | 1.+ | 12. | 1. | 26. | 7. | 6. | 3. | 8. | 30. | 14. | 15. |

| | 1990/1999 | | 1991/2000 | | | | | | 10 Jahre | | | | | |
|---|---|---|---|---|---|---|---|---|---|---|---|---|---|---|
| Jahr | 1997 | 1995 | 1996 | 1996 | 1996 | 1996 | 1996 | 1996 | 1996 | 1996 | 1991 | 1997 | 1997 | 1995 |
| NW | 196 | 199 | 201 | 203 | 211 | 198 | 194 | 187 | 184 | 178 | 182 | 190 | 196 | 199 |
| MNW | 228 | 234 | 254 | 261 | 250 | 227 | 205 | 198 | 192 | 188 | 195 | 209 | 228 | 230 |
| MW | 294 | 314 | 337 | 322 | 322 | 270 | 226 | 215 | 206 | 202 | 219 | 243 | 286 | 306 |
| MHW | 419 | 454 | 480 | 461 | 494 | 362 | 274 | 266 | 252 | 248 | 290 | 347 | 395 | 440 |
| HW | 699 | 587 | 683 | 664 | 634 | 539 | 353 | 361 | 357 | 282 | 485 | 689 | 699 | 587 |
| Jahr | 1998 | 1993 | 1995 | 1995 | 1994 | 1994 | 1997 | 1997 | 1997 | 1993 | 1998 | 1998 | 1998 | 1993 |

| | Abflußjahr (*) 2000 Jahr | Datum | Winter | Sommer | Kalenderjahr 2000 Jahr | Datum |
|---|---|---|---|---|---|---|
| NW cm | 196 | am 20.06.2000 | 198 | 196 | 196 | am 20.06.2000 |
| MW cm | 256 | | 304 | 210 | 253 | |
| HW cm | 528 | am 12.03.2000 | 528 | 262 | 528 | am 12.03.2000 |

| | 1991/2000 (*) 10 Jahre | | | | 1991/2000 | |
|---|---|---|---|---|---|---|
| NW cm | 178 | am 10.08.1996 | 196 | 178 | 178 | am 10.08.1996 |
| MNW cm | 186 | | 216 | 186 | 186 | |
| MW cm | 264 | | 310 | 219 | 262 | |
| MHW cm | 597 | | 589 | 374 | 594 | |
| HW cm | 699 | am 03.11.1998 | 699 | 689 | 699 | am 03.11.1998 |

## Extremwerte

| | Niedrigwasser cm | Datum | Hochwasser cm | Datum |
|---|---|---|---|---|
| 1 | 173 | 21.08.1976 | 1013 | 10.02.1946 |
| 2 | 177 | 27.08.1973 | 828 | 07.12.1960 |
| 3 | 178 | 10.08.1996 | 767 | 24.02.1970 |
| 4 | 178 | 04.08.1990 | 759 | 04.01.1926 |
| 5 | 180 | 16.08.1975 | 748 | 02.01.1987 |
| 6 | 182 | 09.08.1995 | 732 | 16.01.1948 |
| 7 | 182 | 15.09.1991 | 726 | 29.11.1928 |
| 8 | 183 | 10.09.1989 | 714 | 07.01.1925 |
| 9 | 183 | 19.09.1971 | 702 | 17.01.1968 |
| 10 | 185 | 04.08.1991 | 700 | 13.03.1981 |

## Dauertabelle

| Unterschreitungsdauer in Tagen | Unterschrittene Wasserstände cm: Abflußjahr (*) 2000 | Kalenderjahr 2000 | 1991/2000 10 Kalenderjahre: Obere Hüllwerte | Mittlere Werte | Untere Hüllwerte |
|---|---|---|---|---|---|
| (365) | | | | | |
| 364 | 507 | 507 | 687 | 640 | 433 |
| 363 | 496 | 496 | 685 | 594 | 430 |
| 362 | 488 | 488 | 683 | 577 | 419 |
| 361 | 483 | 483 | 676 | 567 | 412 |
| 360 | 483 | 483 | 666 | 551 | 409 |
| 359 | 474 | 474 | 644 | 539 | 405 |
| 358 | 473 | 473 | 610 | 532 | 396 |
| 357 | 459 | 459 | 604 | 525 | 391 |
| 356 | 457 | 457 | 602 | 515 | 385 |
| 350 | 437 | 437 | 570 | 474 | 359 |
| 340 | 410 | 406 | 532 | 425 | 311 |
| 330 | 383 | 372 | 495 | 393 | 297 |
| 320 | 357 | 347 | 458 | 366 | 289 |
| 300 | 325 | 314 | 409 | 325 | 263 |
| 270 | 279 | 263 | 349 | 286 | 242 |
| 240 | 250 | 239 | 316 | 259 | 222 |
| 210 | 229 | 229 | 286 | 239 | 213 |
| 183 | 220 | 222 | 268 | 228 | 210 |
| 150 | 212 | 216 | 250 | 218 | 206 |
| 130 | 210 | 212 | 241 | 212 | 202 |
| 120 | 209 | 211 | 233 | 210 | 201 |
| 110 | 208 | 210 | 229 | 209 | 200 |
| 100 | 207 | 209 | 226 | 207 | 199 |
| 90 | 206 | 208 | 221 | 205 | 198 |
| 80 | 205 | 207 | 218 | 204 | 196 |
| 70 | 205 | 206 | 216 | 202 | 194 |
| 60 | 204 | 205 | 214 | 201 | 192 |
| 50 | 202 | 205 | 211 | 200 | 190 |
| 40 | 201 | 203 | 209 | 198 | 188 |
| 30 | 200 | 202 | 205 | 196 | 188 |
| 25 | 200 | 202 | 203 | 195 | 187 |
| 20 | 200 | 201 | 201 | 193 | 186 |
| 15 | 199 | 200 | 200 | 191 | 185 |
| 10 | 199 | 199 | 199 | 190 | 185 |
| 9 | 199 | 199 | 199 | 189 | 184 |
| 8 | 198 | 198 | 198 | 189 | 184 |
| 7 | 198 | 198 | 198 | 189 | 184 |
| 6 | 198 | 198 | 198 | 188 | 184 |
| 5 | 198 | 198 | 198 | 188 | 184 |
| 4 | 197 | 197 | 197 | 188 | 183 |
| 3 | 197 | 197 | 197 | 187 | 183 |
| 2 | 197 | 197 | 197 | 186 | 183 |
| 1 | 197 | 197 | 197 | 185 | 180 |
| 0 | 196 | 196 | 196 | 178 | 178 |

(*) Abflußjahr: 1.11. des Vorjahres bis 31.10.

Extremwerte NW ab 1961, HW ab 1921

Wasserstände unter 380 cm sind mit denen von vor 1965 nicht vergleichbar !

Eisverhältnisse: keine Angaben

$A_{Eo}$ : 4981 km²
PNP :NN + 12.42 m
Lage: 212.0 km Lauflänge ab Quelle rechts

W
cm

Pegel : Dalum Nr. 35500407
Gewässer : Ems
Gebiet : Mittlere Ems

## Tageswerte

| Tag | 1999 Nov | 1999 Dez | 2000 Jan | Feb | Mrz | Apr | Mai | Jun | Jul | Aug | Sep | Okt | Nov | Dez |
|---|---|---|---|---|---|---|---|---|---|---|---|---|---|---|
| 1. | 145 | 162 | 233 | 332 | 304 | 233 | 174 | 158 | 144 | 171 | 152 | 160 | 173 | 169 |
| 2. | 146 | 164 | 228 | 341 | 312 | 230 | 173 | 156 | 144 | 172 | 153 | 161 | 175 | 168 |
| 3. | 148 | 167 | 220 | 345 | 322 | 226 | 172 | 153 | 144 | 177 | 157 | 164 | 176 | 167 |
| 4. | 148 | 170 | 220 | 325 | 349 | 219 | 173 | 156 | 148 | 170 | 158 | 159 | 175 | 167 |
| 5. | 149 | 171 | 248 | 287 | 343 | 218 | 170 | 155 | 170 | 165 | 159 | 158 | 172 | 164 |
| 6. | 146 | 168 | 278 | 258 | 341 | 211 | 169 | 161 | 180 | 160 | 156 | 157 | 166 | 165 |
| 7. | 149 | 173 | 274 | 244 | 323 | 202 | 167 | 170 | 175 | 157 | 161 | 158 | 169 | 166 |
| 8. | 148 | 187 | 249 | 241 | 284 | 197 | 167 | 171 | 164 | 156 | 171 | 158 | 169 | 171 |
| 9. | 150 | 197 | 234 | 252 | 301 | 195 | 165 | 167 | 157 | 155 | 170 | 158 | 165 | 174 |
| 10. | 150 | 196 | 221 | 259 | 351 | 195 | 166 | 162 | 153 | 155 | 165 | 161 | 165 | 173 |
| 11. | 148 | 192 | 213 | 255 | 357 | 192 | 161 | 156 | 155 | 153 | 160 | 168 | 162 | 176 |
| 12. | 148 | 202 | 206 | 251 | 369 | 192 | 161 | 153 | 156 | 153 | 156 | 168 | 160 | 191 |
| 13. | 148 | 247 | 203 | 253 | 374 | 193 | 159 | 150 | 155 | 148 | 156 | 166 | 164 | 201 |
| 14. | 149 | 282 | 200 | 252 | 364 | 198 | 156 | 149 | 156 | 150 | 154 | 160 | 177 | 208 |
| 15. | 149 | 284 | 196 | 249 | 335 | 202 | 157 | 149 | 160 | 151 | 152 | 160 | 173 | 221 |
| 16. | 147 | 256 | 192 | 252 | 319 | 198 | 157 | 148 | 165 | 147 | 156 | 158 | 168 | 222 |
| 17. | 148 | 231 | 192 | 264 | 319 | 193 | 157 | 148 | 164 | 151 | 163 | 159 | 165 | 225 |
| 18. | 151 | 227 | 195 | 273 | 305 | 189 | 156 | 147 | 162 | 153 | 166 | 157 | 165 | 219 |
| 19. | 153 | 235 | 195 | 291 | 282 | 185 | 158 | 146 | 158 | 154 | 163 | 157 | 165 | 203 |
| 20. | 156 | 226 | 193 | 304 | 265 | 182 | 159 | 145 | 156 | 154 | 160 | 157 | 164 | 194 |
| 21. | 155 | 213 | 191 | 312 | 252 | 181 | 160 | 143 | 154 | 162 | 158 | 158 | 163 | 188 |
| 22. | 159 | 204 | 196 | 308 | 242 | 178 | 162 | 144 | 152 | 161 | 161 | 155 | 162 | 183 |
| 23. | 167 | 199 | 213 | 274 | 233 | 180 | 161 | 146 | 149 | 159 | 162 | 154 | 162 | 180 |
| 24. | 176 | 210 | 228 | 249 | 226 | 182 | 161 | 150 | 149 | 155 | 158 | 154 | 163 | 174 |
| 25. | 177 | 229 | 220 | 260 | 226 | 182 | 166 | 150 | 152 | 151 | 156 | 156 | 166 | 175 |
| 26. | 171 | 251 | 207 | 306 | 233 | 183 | 170 | 154 | 172 | 149 | 159 | 157 | 167 | 173 |
| 27. | 169 | 290 | 199 | 326 | 263 | 180 | 164 | 149 | 178 | 150 | 162 | 156 | 166 | 172 |
| 28. | 166 | 308 | 197 | 334 | 291 | 178 | 162 | 147 | 175 | 157 | 160 | 160 | 164 | 171 |
| 29. | 162 | 307 | 204 | 319 | 286 | 178 | 156 | 147 | 180 | 161 | 161 | 166 | 168 | 173 |
| 30. | 162 | 280 | 263 | | 265 | 176 | 160 | 145 | 178 | 158 | 161 | 172 | 172 | 173 |
| 31. | | 247 | 312 | | 246 | | 160 | | 177 | 154 | | 172 | | 174 |

## Hauptwerte

| | 1999 Nov | 1999 Dez | 2000 Jan | Feb | Mrz | Apr | Mai | Jun | Jul | Aug | Sep | Okt | Nov | Dez |
|---|---|---|---|---|---|---|---|---|---|---|---|---|---|---|
| Tag | 1. | 1. | 21. | 8. | 24.+ | 30. | 14.+ | 21. | 1.+ | 16. | 1.+ | 23.+ | 12. | 5. |
| NW | 145 | 162 | 191 | 241 | 226 | 176 | 156 | 143 | 144 | 147 | 152 | 154 | 160 | 164 |
| MW | 155 | 222 | 220 | 283 | 299 | 195 | 163 | 153 | 161 | 157 | 160 | 160 | 167 | 183 |
| HW | 183 | 313 | 323 | 348 | 377 | 242 | 178 | 179 | 187 | 179 | 176 | 182 | 183 | 229 |
| Tag | 24. | 29. | 31. | 3. | 13. | 1. | 1. | 8. | 6. | 3. | 8. | 30. | 14. | 17. |

| | 1990/1999 | | 1991/2000 | | | | | | 10 Jahre | | | | | |
|---|---|---|---|---|---|---|---|---|---|---|---|---|---|---|
| Jahr | 1997 | 1995 + | 1996 | 1996 | 1996 | 1996 | 1996 | 1996 | 1996 | 1992 | 1991 | 1997 | 1997 | 1995 + |
| NW | 143 | 147 | 142 | 143 | 158 | 145 | 142 | 137 | 136 | 134 | 135 | 138 | 143 | 147 |
| MNW | 170 | 178 | 194 | 197 | 191 | 174 | 156 | 147 | 141 | 139 | 144 | 157 | 170 | 174 |
| MW | 218 | 235 | 252 | 242 | 242 | 204 | 170 | 160 | 152 | 148 | 163 | 182 | 212 | 228 |
| MHW | 292 | 326 | 344 | 331 | 346 | 264 | 202 | 191 | 179 | 174 | 213 | 243 | 276 | 316 |
| HW | 453 | 419 | 450 | 446 | 443 | 399 | 250 | 234 | 224 | 206 | 335 | 446 | 453 | 419 |
| Jahr | 1998 | 1993 | 1994 | 1995 | 1994 | 1994 | 1997 | 1994 | 1997 | 1993 | 1998 | 1998 | 1998 | 1993 |

| | Abflußjahr (*) 2000 Jahr | Datum | Winter | Sommer | Kalenderjahr 2000 Jahr | Datum |
|---|---|---|---|---|---|---|
| NW cm | 143 | am 21.06.2000 | 145 | 143 | 143 | am 21.06.2000 |
| MW cm | 194 | | 229 | 159 | 192 | |
| HW cm | 377 | am 13.03.2000 | 377 | 187 | 377 | am 13.03.2000 |

| | 1991/2000 (*) 10 Jahre | | | | 1991/2000 | |
|---|---|---|---|---|---|---|
| NW cm | 134 | am 10.08.1992 | 142 | 134 | 134 | am 10.08.1992 |
| MNW cm | 137 | | 161 | 137 | 137 | |
| MW cm | 197 | | 232 | 162 | 196 | |
| MHW cm | 405 | | 402 | 262 | 405 | |
| HW cm | 453 | am 02.11.1998 | 453 | 446 | 453 | am 02.11.1998 |

## Extremwerte

| | Niedrigwasser cm | Datum | Hochwasser cm | Datum |
|---|---|---|---|---|
| 1 | 131 | 22.08.1973 | 462 | 03.01.1987 |
| 2 | 132 | 18.09.1971 | 458 | 25.02.1970 |
| 3 | 133 | 06.07.1976 | 454 | 14.03.1981 |
| 4 | 134 | 10.08.1992 | 453 | 02.11.1998 |
| 5 | 135 | 17.08.1997 | 453 | 18.01.1968 |
| 6 | 135 | 06.08.1996 | 450 | 04.01.1994 |
| 7 | 135 | 04.09.1991 | 446 | 31.01.1995 |
| 8 | 136 | 22.08.1995 | 446 | 23.01.1986 |
| 9 | 136 | 10.08.1975 | 446 | 04.07.1981 |
| 10 | 137 | 31.07.1991 | 444 | 11.02.1966 |

## Dauertabelle

| Unterschreitungsdauer in Tagen | Unterschrittene Wasserstände cm: Abfluß-jahr (*) 2000 | Kalender jahr 2000 | 1991/2000 10 Kalenderjahre: Obere Hüllwerte | Mittlere Werte | Untere Hüllwerte |
|---|---|---|---|---|---|
| (365) | | | | | |
| 364 | 369 | 369 | 451 | 443 | 309 |
| 363 | 364 | 364 | 451 | 435 | 301 |
| 362 | 357 | 357 | 450 | 418 | 299 |
| 361 | 351 | 351 | 449 | 412 | 296 |
| 360 | 349 | 349 | 448 | 404 | 293 |
| 359 | 345 | 345 | 444 | 398 | 287 |
| 358 | 343 | 343 | 441 | 392 | 282 |
| 357 | 343 | 343 | 438 | 386 | 282 |
| 356 | 341 | 341 | 436 | 380 | 277 |
| 350 | 323 | 323 | 418 | 349 | 252 |
| 340 | 307 | 305 | 390 | 318 | 234 |
| 330 | 286 | 278 | 370 | 293 | 214 |
| 320 | 273 | 259 | 346 | 273 | 210 |
| 300 | 248 | 234 | 305 | 243 | 197 |
| 270 | 218 | 200 | 269 | 215 | 182 |
| 240 | 193 | 181 | 233 | 197 | 165 |
| 210 | 174 | 174 | 217 | 183 | 159 |
| 183 | 168 | 169 | 203 | 173 | 154 |
| 150 | 162 | 165 | 187 | 164 | 150 |
| 130 | 161 | 162 | 180 | 160 | 149 |
| 120 | 159 | 162 | 178 | 158 | 148 |
| 110 | 159 | 161 | 174 | 156 | 147 |
| 100 | 158 | 160 | 170 | 154 | 147 |
| 90 | 157 | 159 | 166 | 152 | 145 |
| 80 | 157 | 158 | 164 | 150 | 144 |
| 70 | 156 | 157 | 163 | 149 | 144 |
| 60 | 154 | 157 | 160 | 148 | 142 |
| 50 | 153 | 155 | 158 | 147 | 140 |
| 40 | 151 | 154 | 156 | 145 | 139 |
| 30 | 150 | 152 | 152 | 144 | 138 |
| 25 | 149 | 151 | 151 | 142 | 137 |
| 20 | 149 | 150 | 150 | 141 | 137 |
| 15 | 148 | 149 | 149 | 140 | 136 |
| 10 | 147 | 148 | 148 | 139 | 136 |
| 9 | 147 | 147 | 147 | 139 | 136 |
| 8 | 146 | 147 | 147 | 139 | 136 |
| 7 | 146 | 146 | 146 | 139 | 136 |
| 6 | 146 | 146 | 146 | 138 | 136 |
| 5 | 145 | 145 | 145 | 138 | 136 |
| 4 | 145 | 145 | 145 | 138 | 136 |
| 3 | 145 | 145 | 145 | 137 | 136 |
| 2 | 145 | 145 | 145 | 137 | 135 |
| 1 | 144 | 144 | 144 | 136 | 135 |
| 0 | 143 | 143 | 143 | 134 | 134 |

(*) Abflußjahr: 1.11. des Vorjahres bis 31.10.

Extremwerte ab 1965
eisfrei

$A_{Eo}$ : 8389 km²
PNP :NN + 6.71 m
Lage: 234.8 km Lauflänge ab Quelle rechts

# W

cm

Pegel : Versen-Wehrdurchstich Nr. 37300103
Gewässer : Ems
Gebiet : Mittlere Ems

## Tageswerte

| Tag | 1999 Nov | 1999 Dez | 2000 Jan | Feb | Mrz | Apr | Mai | Jun | Jul | Aug | Sep | Okt | Nov | Dez |
|---|---|---|---|---|---|---|---|---|---|---|---|---|---|---|
| 1. | 93 | 104 | 195 | 306 | 277 | 203 | 128 | 114 | 101 | 135 | 108 | 114 | 132 | 126 |
| 2. | 91 | 107 | 186 | 318 | 286 | 195 | 128 | 111 | 99 | 134 | 111 | 113 | 133 | 122 |
| 3. | 90 | 111 | 177 | 324 | 305 | 196 | 127 | 111 | 100 | 138 | 113 | 120 | 135 | 120 |
| 4. | 92 | 117 | 181 | 314 | 350 | 191 | 128 | 110 | 106 | 138 | 117 | 114 | 135 | 120 |
| 5. | 101 | 122 | 208 | 272 | 361 | 190 | 125 | 113 | 126 | 124 | 113 | 112 | 133 | 116 |
| 6. | 97 | 116 | 248 | 233 | 353 | 180 | 130 | 119 | 141 | 115 | 111 | 109 | 122 | 115 |
| 7. | 98 | 125 | 249 | 212 | 339 | 167 | 132 | 130 | 137 | 107 | 110 | 111 | 121 | 119 |
| 8. | 99 | 153 | 218 | 203 | 300 | 161 | 122 | 129 | 119 | 109 | 124 | 117 | 123 | 121 |
| 9. | 101 | 157 | 196 | 218 | 297 | 156 | 121 | 122 | 110 | 107 | 123 | 110 | 119 | 119 |
| 10. | 102 | 153 | 180 | 232 | 353 | 155 | 122 | 118 | 112 | 106 | 118 | 113 | 117 | 118 |
| 11. | 100 | 147 | 169 | 232 | 379 | 151 | 118 | 107 | 107 | 105 | 111 | 122 | 115 | 120 |
| 12. | 99 | 162 | 159 | 224 | 389 | 146 | 118 | 102 | 111 | 103 | 113 | 120 | 115 | 141 |
| 13. | 99 | 221 | 157 | 225 | 396 | 147 | 114 | 102 | 109 | 105 | 110 | 121 | 120 | 158 |
| 14. | 99 | 259 | 154 | 227 | 394 | 155 | 110 | 107 | 112 | 104 | 107 | 115 | 134 | 164 |
| 15. | 99 | 270 | 146 | 227 | 372 | 164 | 108 | 108 | 113 | 105 | 103 | 113 | 130 | 173 |
| 16. | 98 | 241 | 144 | 227 | 344 | 162 | 116 | 109 | 121 | 100 | 106 | 113 | 124 | 175 |
| 17. | 98 | 210 | 141 | 242 | 337 | 156 | 119 | 107 | 118 | 100 | 117 | 114 | 124 | 174 |
| 18. | 100 | 202 | 145 | 253 | 323 | 147 | 119 | 106 | 115 | 105 | 123 | 109 | 119 | 176 |
| 19. | 105 | 206 | 148 | 262 | 294 | 147 | 117 | 105 | 111 | 110 | 117 | 108 | 119 | 150 |
| 20. | 109 | 199 | 145 | 280 | 261 | 143 | 114 | 103 | 110 | 104 | 113 | 107 | 120 | 145 |
| 21. | 107 | 173 | 142 | 284 | 237 | 142 | 114 | 102 | 107 | 116 | 109 | 108 | 120 | 133 |
| 22. | 106 | 158 | 146 | 284 | 219 | 140 | 118 | 102 | 104 | 116 | 113 | 106 | 115 | 128 |
| 23. | 116 | 148 | 164 | 256 | 206 | 140 | 117 | 104 | 103 | 115 | 116 | 107 | 117 | 124 |
| 24. | 123 | 161 | 189 | 225 | 196 | 144 | 119 | 109 | 104 | 110 | 112 | 111 | 116 | 122 |
| 25. | 127 | 194 | 179 | 229 | 197 | 143 | 121 | 109 | 108 | 108 | 106 | 109 | 123 | 120 |
| 26. | 113 | 219 | 160 | 275 | 207 | 141 | 126 | 111 | 125 | 106 | 111 | 113 | 123 | 117 |
| 27. | 108 | 261 | 150 | 302 | 244 | 135 | 120 | 110 | 135 | 107 | 118 | 115 | 120 | 114 |
| 28. | 105 | 283 | 150 | 306 | 275 | 138 | 113 | 107 | 127 | 111 | 115 | 118 | 120 | 120 |
| 29. | 101 | 288 | 160 | 300 | 269 | 136 | 115 | 104 | 132 | 116 | 117 | 127 | 124 | 124 |
| 30. | 106 | 264 | 215 | | 242 | 133 | 116 | 101 | 141 | 113 | 119 | 133 | 131 | 124 |
| 31. | | 222 | 285 | | 220 | | 117 | | 136 | 105 | | 131 | | 122 |

## Hauptwerte

| | 1999 Nov | 1999 Dez | 2000 Jan | Feb | Mrz | Apr | Mai | Jun | Jul | Aug | Sep | Okt | Nov | Dez |
|---|---|---|---|---|---|---|---|---|---|---|---|---|---|---|
| Tag | 3. | 1. | 17. | 8. | 24. | 30. | 15. | 30. | 2. | 16.+ | 15. | 22. | 11.+ | 27. |
| NW | 90 | 104 | 141 | 203 | 196 | 133 | 108 | 101 | 99 | 100 | 103 | 106 | 115 | 114 |
| MW | 103 | 186 | 177 | 258 | 297 | 157 | 120 | 110 | 116 | 112 | 113 | 115 | 123 | 133 |
| HW | 133 | 291 | 299 | 326 | 398 | 212 | 140 | 148 | 169 | 145 | 136 | 143 | 164 | 183 |
| Tag | 24. | 29. | 31. | 3. | 13.+ | 1. | 7. | 7. | 6. | 4. | 8. | 11. | 13. | 15. |

| | 1990/1999 | | 1991/2000 | | | | | | 10 Jahre | | | | | |
|---|---|---|---|---|---|---|---|---|---|---|---|---|---|---|
| Jahr | 1999 | 1995 | 1996 | 1996 | 1996 | 1996 | 1996 | 1992 | 1993 + | 1996 | 1991 | 1997 | 1999 | 1995 |
| NW | 90 | 90 | 80 | 91 | 98 | 91 | 88 | 86 | 84 | 84 | 85 | 86 | 90 | 90 |
| MNW | 120 | 127 | 149 | 156 | 146 | 123 | 102 | 95 | 89 | 90 | 93 | 105 | 121 | 124 |
| MW | 180 | 202 | 228 | 216 | 216 | 166 | 119 | 109 | 101 | 100 | 115 | 139 | 174 | 194 |
| MHW | 266 | 316 | 329 | 328 | 344 | 248 | 163 | 152 | 143 | 135 | 182 | 218 | 247 | 303 |
| HW | 504 | 454 | 494 | 495 | 475 | 451 | 222 | 204 | 195 | 185 | 364 | 494 | 504 | 454 |
| Jahr | 1998 | 1993 | 1995 | 1995 | 1994 | 1994 | 1997 | 1994 | 1997 | 1993 | 1993 | 1998 | 1998 | 1993 |

| | Abflußjahr (*) 2000 Jahr | Datum | Winter | Sommer | Kalenderjahr 2000 Jahr | Datum |
|---|---|---|---|---|---|---|
| NW cm | 90 | am 03.11.1999 | 90 | 99 | 99 | am 02.07.2000 |
| MW cm | 155 | | 196 | 114 | 152 | |
| HW cm | 398 | am 13.03.2000 | 398 | 169 | 398 | am 13.03.2000 |

| | 1991/2000 (*) 10 Jahre | | | | 1991/2000 | |
|---|---|---|---|---|---|---|
| NW cm | 80 | am 27.01.1996 | 80 | 84 | 80 | am 27.01.1996 |
| MNW cm | 87 | | 108 | 88 | 88 | |
| MW cm | 157 | | 201 | 114 | 156 | |
| MHW cm | 427 | | 418 | 243 | 422 | |
| HW cm | 504 | am 02.11.1998 | 504 | 494 | 504 | am 02.11.1998 |

## Extremwerte

| | Niedrigwasser cm | Datum | Hochwasser cm | Datum |
|---|---|---|---|---|
| 1 | 77 | 20.08.1938 | 546 | 12.02.1946 |
| 2 | 80 | 27.01.1996 | 504 | 02.11.1998 |
| 3 | 80 | 07.07.1947 | 504 | 04.01.1987 |
| 4 | 82 | 13.08.1990 | 502 | 08.12.1960 |
| 5 | 82 | 27.05.1990 | 496 | 05.12.1961 |
| 6 | 82 | 20.09.1944 | 495 | 02.02.1995 |
| 7 | 82 | 30.07.1943 | 495 | 26.02.1970 |
| 8 | 83 | 04.09.1989 | 494 | 18.01.1948 |
| 9 | 83 | 22.08.1976 | 492 | 05.01.1994 |
| 10 | 83 | 04.08.1974 | 492 | 14.03.1981 |

## Dauertabelle

| Unterschreitungsdauer in Tagen | Unterschrittene Wasserstände cm: Abfluß-jahr (*) 2000 | Kalender jahr 2000 | 1991/2000 10 Kalenderjahre: Obere Hüllwerte | Mittlere Werte | Untere Hüllwerte |
|---|---|---|---|---|---|
| (365) | | | | | |
| 364 | 394 | 394 | 504 | 490 | 276 |
| 363 | 389 | 389 | 504 | 475 | 273 |
| 362 | 379 | 379 | 504 | 467 | 272 |
| 361 | 372 | 372 | 502 | 459 | 263 |
| 360 | 361 | 361 | 500 | 449 | 257 |
| 359 | 361 | 361 | 497 | 439 | 250 |
| 358 | 353 | 353 | 495 | 434 | 245 |
| 357 | 350 | 350 | 490 | 429 | 244 |
| 356 | 344 | 344 | 487 | 418 | 242 |
| 350 | 314 | 314 | 466 | 376 | 208 |
| 340 | 286 | 285 | 439 | 325 | 189 |
| 330 | 270 | 261 | 423 | 285 | 164 |
| 320 | 248 | 233 | 377 | 256 | 154 |
| 300 | 219 | 197 | 325 | 214 | 140 |
| 270 | 173 | 157 | 251 | 173 | 123 |
| 240 | 147 | 141 | 205 | 148 | 108 |
| 210 | 133 | 129 | 173 | 132 | 104 |
| 183 | 122 | 123 | 157 | 121 | 101 |
| 150 | 117 | 120 | 139 | 112 | 98 |
| 130 | 114 | 118 | 132 | 108 | 96 |
| 120 | 114 | 116 | 126 | 106 | 95 |
| 110 | 112 | 116 | 121 | 104 | 95 |
| 100 | 112 | 114 | 118 | 103 | 94 |
| 90 | 111 | 114 | 115 | 101 | 93 |
| 80 | 110 | 112 | 112 | 100 | 93 |
| 70 | 108 | 111 | 111 | 98 | 92 |
| 60 | 108 | 110 | 110 | 97 | 91 |
| 50 | 107 | 109 | 109 | 95 | 90 |
| 40 | 105 | 108 | 108 | 94 | 89 |
| 30 | 104 | 107 | 107 | 93 | 89 |
| 25 | 103 | 106 | 106 | 92 | 88 |
| 20 | 102 | 105 | 105 | 91 | 88 |
| 15 | 101 | 105 | 105 | 90 | 88 |
| 10 | 100 | 103 | 103 | 89 | 87 |
| 9 | 100 | 103 | 103 | 89 | 87 |
| 8 | 99 | 103 | 103 | 89 | 87 |
| 7 | 99 | 103 | 103 | 89 | 86 |
| 6 | 99 | 102 | 102 | 88 | 86 |
| 5 | 98 | 102 | 102 | 88 | 86 |
| 4 | 97 | 101 | 101 | 88 | 85 |
| 3 | 93 | 101 | 101 | 87 | 85 |
| 2 | 92 | 101 | 101 | 87 | 84 |
| 1 | 91 | 100 | 100 | 86 | 83 |
| 0 | 90 | 99 | 99 | 80 | 80 |

(*) Abflußjahr: 1.11. des Vorjahres bis 31.10.

Extremwerte ab 1936
eisfrei

$A_{Eo}$ : 2246 $km^2$

PNP : NN + 13.50 m

Lage: 43.9 km oberhalb der Mündung links

W

cm

Pegel : Herzlake Nr. 3671101

Gewässer : Hase

Gebiet : Hase

## Tageswerte

| Tag | 1999 Nov | 1999 Dez | 2000 Jan | Feb | Mrz | Apr | Mai | Jun | Jul | Aug | Sep | Okt | Nov | Dez |
|---|---|---|---|---|---|---|---|---|---|---|---|---|---|---|
| 1. | 176 | 190 | 284 | 372 | 338 | 294 | 226 | 199 | 186 | 269 | 199 | 213 | 226 | 210 |
| 2. | 175 | 190 | 277 | 365 | 346 | 291 | 227 | 197 | 184 | 253 | 199 | 214 | 221 | 207 |
| 3. | 175 | 191 | 272 | 366 | 374 | 287 | 224 | 196 | 186 | 282 | 201 | 218 | 221 | 205 |
| 4. | 175 | 205 | 277 | 354 | 442 | 303 | 224 | 196 | 201 | 274 | 210 | 211 | 238 | 204 |
| 5. | 177 | 218 | 322 | 333 | 427 | 286 | 221 | 196 | 238 | 245 | 219 | 206 | 221 | 202 |
| 6. | 176 | 206 | 337 | 309 | 400 | 273 | 217 | 203 | 284 | 234 | 206 | 205 | 214 | 203 |
| 7. | 176 | 227 | 318 | 297 | 382 | 264 | 212 | 248 | 277 | 225 | 208 | 206 | 213 | 205 |
| 8. | 175 | 269 | 300 | 302 | 380 | 259 | 209 | 225 | 229 | 220 | 233 | 204 | 216 | 213 |
| 9. | 174 | 269 | 285 | 320 | 424 | 256 | 208 | 212 | 217 | 219 | 223 | 206 | 213 | 213 |
| 10. | 178 | 263 | 272 | 338 | 475 | 250 | 206 | 207 | 211 | 226 | 219 | 211 | 211 | 211 |
| 11. | 178 | 261 | 263 | 324 | 466 | 240 | 204 | 198 | 210 | 217 | 220 | 212 | 211 | 218 |
| 12. | 175 | 291 | 257 | 322 | 456 | 237 | 199 | 193 | 211 | 215 | 216 | 218 | 207 | 246 |
| 13. | 175 | 339 | 254 | 315 | 435 | 241 | 196 | 190 | 207 | 211 | 209 | 217 | 209 | 269 |
| 14. | 175 | 343 | 250 | 334 | 411 | 249 | 197 | 189 | 205 | 207 | 208 | 209 | 231 | 264 |
| 15. | 175 | 354 | 246 | 327 | 415 | 255 | 197 | 194 | 215 | 203 | 205 | 207 | 215 | 258 |
| 16. | 174 | 345 | 242 | 330 | 422 | 261 | 195 | 191 | 221 | 198 | 209 | 205 | 221 | 264 |
| 17. | 176 | 333 | 241 | 350 | 409 | 258 | 198 | 192 | 224 | 199 | 221 | 200 | 210 | 259 |
| 18. | 178 | 331 | 247 | 345 | 385 | 251 | 204 | 189 | 216 | 210 | 220 | 197 | 208 | 252 |
| 19. | 181 | 323 | 247 | 347 | 367 | 254 | 206 | 186 | 209 | 209 | 236 | 194 | 209 | 241 |
| 20. | 187 | 311 | 242 | 346 | 347 | 245 | 201 | 186 | 206 | 203 | 218 | 195 | 208 | 230 |
| 21. | 189 | 277 | 243 | 338 | 331 | 239 | 202 | 183 | 202 | 209 | 209 | 195 | 205 | 225 |
| 22. | 186 | 258 | 253 | 336 | 319 | 234 | 199 | 182 | 200 | 230 | 209 | 195 | 202 | 220 |
| 23. | 193 | 254 | 287 | 332 | 309 | 235 | 203 | 182 | 198 | 218 | 204 | 195 | 201 | 218 |
| 24. | 205 | 274 | 291 | 319 | 300 | 247 | 201 | 185 | 197 | 206 | 201 | 194 | 206 | 217 |
| 25. | 200 | 299 | 267 | 329 | 304 | 245 | 209 | 193 | 199 | 204 | 199 | 195 | 210 | 217 |
| 26. | 196 | 317 | 254 | 363 | 323 | 238 | 223 | 193 | 251 | 207 | 205 | 196 | 207 | 208 |
| 27. | 194 | 346 | 253 | 350 | 364 | 235 | 211 | 199 | 263 | 206 | 221 | 201 | 206 | 208 |
| 28. | 195 | 360 | 258 | 333 | 352 | 234 | 203 | 193 | 243 | 208 | 227 | 214 | 204 | 226 |
| 29. | 192 | 359 | 269 | 332 | 327 | 228 | 201 | 188 | 271 | 212 | 224 | 237 | 209 | 216 |
| 30. | 191 | 337 | 346 | | 312 | 226 | 205 | 188 | 275 | 212 | 217 | 222 | 212 | 216 |
| 31. | | 306 | 375 | | 302 | | 203 | | 262 | 205 | | 223 | | 217 |

## Hauptwerte

| | 1990/1999 | | 1991/2000 | | | | | | | | | | | |
|---|---|---|---|---|---|---|---|---|---|---|---|---|---|---|
| Tag | 9.+ | 1.+ | 17. | 7. | 24. | 30. | 16. | 22.+ | 2. | 16. | 1.+ | 19.+ | 23. | 5. |
| NW | 174 | 190 | 241 | 297 | 300 | 226 | 195 | 182 | 184 | 198 | 199 | 194 | 201 | 202 |
| MW | 182 | 285 | 275 | 335 | 376 | 254 | 207 | 196 | 223 | 221 | 213 | 207 | 213 | 225 |
| HW | 209 | 361 | 377 | 375 | 477 | 308 | 229 | 257 | 288 | 296 | 241 | 242 | 243 | 271 |
| Tag | 24. | 28.+ | 31. | 1. | 10. | 4. | 1.+ | 7. | 6. | 3. | 19. | 29. | 4. | 13.+ |

| | 1990/1999 | | 1991/2000 | | | | | | 10 Jahre | | | | | |
|---|---|---|---|---|---|---|---|---|---|---|---|---|---|---|
| Jahr | 1991 | 1995 | 1996 | 1996 | 1996 | 1996 | 1996 | 1996 | 1996 | 1996 | 1999 | 1997 | 1991 | 1995 |
| NW | 167 | 179 | 178 | 198 | 202 | 180 | 175 | 171 | 164 | 165 | 169 | 172 | 167 | 179 |
| MNW | 213 | 226 | 257 | 261 | 253 | 227 | 201 | 190 | 184 | 184 | 190 | 198 | 212 | 222 |
| MW | 269 | 299 | 325 | 314 | 312 | 268 | 223 | 212 | 209 | 205 | 221 | 233 | 261 | 290 |
| MHW | 343 | 399 | 414 | 397 | 427 | 343 | 273 | 268 | 270 | 260 | 301 | 316 | 322 | 384 |
| HW | 579 | 528 | 545 | 507 | 548 | 539 | 337 | 298 | 373 | 347 | 502 | 583 | 579 | 528 |
| Jahr | 1998 | 1993 | 1994 | 1995 | 1994 | 1994 | 1997 | 1994 | 1993 | 1993 | 1993 | 1998 | 1998 | 1993 |

| | | Abflußjahr (*) 2000 Jahr | Datum | Winter | Sommer | Kalenderjahr 2000 Jahr | Datum |
|---|---|---|---|---|---|---|---|
| NW | cm | 174 | am 09.11.1999 | 174 | 182 | 182 | am 22.06.2000 |
| MW | cm | 248 | | 285 | 211 | 245 | |
| HW | cm | 477 | am 10.03.2000 | 477 | 296 | 477 | am 10.03.2000 |

| | | 1991/2000 (*) 10 Jahre Jahr | Datum | Winter | Sommer | 1991/2000 Jahr | Datum |
|---|---|---|---|---|---|---|---|
| NW | cm | 164 | am 21.07.1996 | 167 | 164 | 164 | am 21.07.1996 |
| MNW | cm | 174 | | 204 | 176 | 175 | |
| MW | cm | 257 | | 298 | 218 | 256 | |
| MHW | cm | 504 | | 488 | 360 | 497 | |
| HW | cm | 583 | am 30.10.1998 | 579 | 583 | 583 | am 30.10.1998 |

## Extremwerte

| | Niedrigwasser cm | Datum | Hochwasser cm | Datum |
|---|---|---|---|---|
| 1 | 164 | 21.07.1996 | 583 | 30.10.1998 |
| 2 | 164 | 23.08.1989 | 570 | 06.01.1987 |
| 3 | 165 | 27.07.1982 | 569 | 17.03.1981 |
| 4 | 167 | 01.11.1991 | 556 | 16.01.1968 |
| 5 | 167 | 10.07.1976 | 548 | 19.03.1994 |
| 6 | 169 | 16.09.1999 | 545 | 28.01.1994 |
| 7 | 170 | 11.08.1986 | 542 | 19.03.1987 |
| 8 | 170 | 21.08.1983 | 540 | 20.12.1965 |
| 9 | 172 | 01.10.1997 | 539 | 06.04.1994 |
| 10 | 173 | 22.08.1995 | 537 | 23.02.1966 |

## Dauertabelle

| Unterschreitungsdauer in Tagen | Unterschrittene Wasserstände cm: Abflußjahr (*) 2000 | Kalenderjahr 2000 | 1991/2000 10 Kalenderjahre Obere Hüllwerte | Mittlere Werte | Untere Hüllwerte |
|---|---|---|---|---|---|
| (365) | 475 | 475 | | | |
| 364 | 466 | 466 | 582 | 538 | 411 |
| 363 | 456 | 456 | 579 | 525 | 411 |
| 362 | 442 | 442 | 578 | 517 | 411 |
| 361 | 435 | 435 | 577 | 510 | 364 |
| 360 | 427 | 427 | 574 | 503 | 346 |
| 359 | 424 | 424 | 573 | 495 | 341 |
| 358 | 422 | 422 | 569 | 489 | 338 |
| 357 | 415 | 415 | 556 | 482 | 331 |
| 356 | 411 | 411 | 546 | 478 | 330 |
| 350 | 375 | 375 | 520 | 450 | 306 |
| 340 | 359 | 352 | 488 | 409 | 290 |
| 330 | 347 | 345 | 471 | 376 | 281 |
| 320 | 336 | 329 | 451 | 352 | 271 |
| 300 | 320 | 302 | 420 | 319 | 250 |
| 270 | 282 | 262 | 356 | 284 | 238 |
| 240 | 255 | 246 | 315 | 261 | 215 |
| 210 | 236 | 227 | 288 | 244 | 205 |
| 183 | 222 | 220 | 273 | 233 | 197 |
| 150 | 212 | 213 | 259 | 218 | 191 |
| 130 | 209 | 211 | 248 | 210 | 188 |
| 120 | 207 | 210 | 245 | 207 | 188 |
| 110 | 206 | 209 | 242 | 204 | 186 |
| 100 | 204 | 207 | 239 | 201 | 184 |
| 90 | 202 | 207 | 237 | 198 | 183 |
| 80 | 200 | 206 | 233 | 195 | 181 |
| 70 | 199 | 204 | 231 | 193 | 181 |
| 60 | 197 | 202 | 221 | 190 | 179 |
| 50 | 195 | 200 | 214 | 188 | 178 |
| 40 | 192 | 199 | 209 | 186 | 177 |
| 30 | 189 | 197 | 205 | 184 | 173 |
| 25 | 187 | 196 | 202 | 182 | 173 |
| 20 | 183 | 195 | 200 | 181 | 172 |
| 15 | 181 | 192 | 197 | 179 | 171 |
| 10 | 177 | 189 | 194 | 177 | 170 |
| 9 | 176 | 189 | 194 | 177 | 169 |
| 8 | 176 | 188 | 194 | 176 | 169 |
| 7 | 176 | 188 | 193 | 176 | 169 |
| 6 | 176 | 188 | 193 | 176 | 169 |
| 5 | 176 | 188 | 192 | 175 | 168 |
| 4 | 176 | 185 | 192 | 174 | 168 |
| 3 | 176 | 184 | 192 | 173 | 166 |
| 2 | 176 | 183 | 192 | 171 | 165 |
| 1 | 175 | 183 | 190 | 169 | 165 |
| 0 | 174 | 182 | 189 | 164 | 164 |

(*) Abflußjahr: 1.11. des Vorjahres bis 31.10.
Repräsentativ für die Hase
Einflüsse: RB Alfhausen-Rieste seit 1987

NLÖ Hildesheim

PNP : NN - 5.02 m

W Tide

cm

Pegel : Herbrum-Hafendamm Nr. 37700300

Gewässer : Ems

Gebiet : Untere Ems

## Hauptwerte

| | 1999 Nov Tnw | 1999 Nov Thw | 1999 Dez Tnw | 1999 Dez Thw | 2000 Jan Tnw | Jan Thw | Feb Tnw | Feb Thw | Mrz Tnw | Mrz Thw | Apr Tnw | Apr Thw | Mai Tnw | Mai Thw | Jun Tnw | Jun Thw | Jul Tnw | Jul Thw | Aug Tnw | Aug Thw | Sep Tnw | Sep Thw | Okt Tnw | Okt Thw | Nov Tnw | Nov Thw | Dez Tnw | Dez Thw |
|---|---|---|---|---|---|---|---|---|---|---|---|---|---|---|---|---|---|---|---|---|---|---|---|---|---|---|---|---|
| Tag | 20. | 28. | 6. | 22. | 21. | 15. | 12. | 27. | 25. | 30. | 22. | 28. | 8. | 27. | 19. | 9. | 23. | 10. | 26. | 26. | 20. | 20. | 21. | 11. | 25. | 6. | 2. | 20. |
| N | 347 | 621 | 395 | 621 | 428 | 652 | 514 | 671 | 474 | 645 | 383 | 627 | 351 | 624 | 336 | 639 | 345 | 659 | 344 | 644 | 344 | 599 | 360 | 582 | 360 | 607 | 383 | 573 |
| M | 378 | 695 | 494 | 735 | 481 | 718 | 558 | 730 | 582 | 730 | 425 | 691 | 373 | 690 | 374 | 694 | 379 | 703 | 376 | 693 | 376 | 684 | 383 | 682 | 388 | 679 | 421 | 709 |
| H | 452 | 790 | 581 | 863 | 610 | 873 | 617 | 852 | 671 | 808 | 503 | 762 | 441 | 731 | 409 | 725 | 428 | 768 | 407 | 736 | 425 | 755 | 470 | 782 | 422 | 740 | 555 | 832 |
| Tag | 18. | 7. | 29. | 3. | 30. | 30. | 3. | 9. | 4. | 4.+ | 1. | 5. | 29. | 28. | 25. | 25. | 11. | 19. | 4. | 2.+ | 8. | 3. | 30. | 26. | 3.+ | 13. | 16. | 15.+ |

| | 1990/1999 | | | | 1991/2000 10 Jahre | | | | | | | | | | | | | | | | | | | | | | | |
|---|---|---|---|---|---|---|---|---|---|---|---|---|---|---|---|---|---|---|---|---|---|---|---|---|---|---|---|---|
| Jahr | 1997 | 1997 | 1997 | 1997 | 1996 | 1996 | 1998 | 1996 | 1996 | 1996 | 1996 | 1991 | 1991+ | 1993 | 1992 | 1991 | 1995 | 1992 | 1997 | 1992 | 1997 | 2000 | 1999 | 1999 | 1997 | 1997 | 1997 | 1997 |
| N | 287 | 549 | 295 | 517 | 289 | 512 | 363 | 517 | 328 | 561 | 318 | 608 | 322 | 611 | 307 | 630 | 308 | 619 | 297 | 618 | 321 | 599 | 315 | 564 | 287 | 549 | 295 | 517 |
| MN | 371 | 610 | 391 | 612 | 427 | 619 | 435 | 620 | 412 | 616 | 378 | 633 | 343 | 632 | 335 | 642 | 334 | 646 | 337 | 641 | 343 | 623 | 352 | 601 | 370 | 608 | 384 | 609 |
| M | 460 | 701 | 489 | 708 | 523 | 709 | 510 | 708 | 499 | 706 | 442 | 695 | 380 | 686 | 372 | 690 | 367 | 689 | 372 | 689 | 389 | 692 | 412 | 696 | 452 | 698 | 479 | 708 |
| MH | 563 | 802 | 599 | 812 | 644 | 814 | 621 | 816 | 611 | 792 | 526 | 782 | 439 | 742 | 426 | 747 | 422 | 750 | 417 | 763 | 479 | 775 | 541 | 800 | 541 | 795 | 593 | 812 |
| H | 808 | 848 | 703 | 863 | 833 | 920 | 754 | 877 | 749 | 844 | 696 | 815 | 508 | 767 | 509 | 775 | 495 | 805 | 468 | 793 | 607 | 817 | 779 | 866 | 808 | 848 | 703 | 863 |
| Jahr | 1998 | 1998 | 1993 | 1999 | 1994 | 1994 | 1993 | 1999 | 1994 | 1994 | 1994 | 1994+ | 1992 | 1991 | 1994 | 1995 | 1993 | 1998 | 1993 | 1993 | 1993+ | 1994 | 1998 | 1996 | 1998 | 1998 | 1993 | 1999 |
| HThw ab 1936 | 879 | | 863 | | 920 | | 896 | | 844 | | 815 | | 810 | | 794 | | 805 | | 807 | | 817 | | 866 | | 879 | | 863 | |

| | Abflussjahr (*) 2000 Jahr | Datum | Winter | Sommer | Kalenderjahr 2000 Jahr | Datum |
|---|---|---|---|---|---|---|
| NTnw | 336 | 19.06.2000 | 347 | 336 | 336 | 19.06.2000 |
| NThw | 582 | 11.10.2000 | 621 | 582 | 573 | 20.12.2000 |
| M | 431 704 | | 487 717 | 377 691 | 426 700 | |
| HTnw | 671 | 04.03.2000 | 671 | 470 | 671 | 04.03.2000 |
| HThw | 873 | 30.01.2000 | 873 | 782 | 873 | 30.01.2000 |

| | 1991/2000 (*) 10 Jahre Jahr | Datum | Winter | Sommer | 1991/2000 Jahr | Datum |
|---|---|---|---|---|---|---|
| NTnw | 287 | 21.11.1997 | 287 | 297 | 287 | 21.11.1997 |
| NThw | 512 | 26.01.1996 | 512 | 564 | 512 | 26.01.1996 |
| MN | 310 554 | | 348 568 | 317 597 | 313 558 | |
| M | 435 697 | | 487 704 | 382 690 | 433 697 | |
| MH | 724 866 | | 708 855 | 561 808 | 716 865 | |
| HTnw | 833 | 28.01.1994 | 833 | 779 | 833 | 28.01.1994 |
| HThw | 920 | 28.01.1994 | 920 | 866 | 920 | 28.01.1994 |

## Extremwerte **)

| | NTnw cm | | Datum | NThw cm | Datum | HTnw cm | Datum | HThw cm | Datum |
|---|---|---|---|---|---|---|---|---|---|
| 1 | 287 | e | 21.11.1997 | 403 | 07.12.1959 | 870 | 13.02.1946 | 920 | 28.01.1994 |
| 2 | 289 | | 20.01.1996 | 460 | 17.11.1965 | 849 | 06.01.1987 | 916 | 04.01.1976 |
| 3 | 292 | e | 19.11.1997 | 464 | 15.03.1964 | 839 | 07.01.1987 | 907 | 02.01.1995 |
| 4 | 294 | e | 20.11.1997 | 467 | 19.01.1963 | 838 | 06.01.1987 | 907 | 03.01.1976 |
| 5 | 295 | e | 18.12.1997 | 475 | 08.12.1978 | 833 | 28.01.1994 | 896 | 28.02.1990 |
| 6 | 295 | e | 20.11.1997 | 475 | 17.01.1972 | 827 | 07.01.1987 | 893 | 10.01.1995 |
| 7 | 297 | e | 19.08.1997 | 478 | 24.02.1947 | 824 | 18.03.1981 | 888 | 27.02.1990 |
| 8 | 300 | e | 04.11.1997 | 485 | 24.01.1970 | 824 | 17.02.1962 | 881 | 02.02.1983 |
| 9 | 300 | e | 05.11.1997 | 497 | 30.11.1988 | 823 | 11.12.1960 | 880 | 21.01.1976 |
| 10 | 302 | e | 18.11.1997 | 500 | 02.02.1940 | 820 | 24.03.1940 | 879 | 25.11.1981 |

## Häufigkeitstabelle (Unterschreitungstiden)

### Tideniedrigwasser

| cm a.P. | 1999 Nov | 1999 Dez | 2000 Jan | Feb | Mrz | Apr | Mai | Jun | Jul | Aug | Sep | Okt | Nov | Dez | Abflussjahr (*) 2000 Wi | So | Jahr | Kalenderjahr 2000 Jahr | 1991/2000 10 Jahre |
|---|---|---|---|---|---|---|---|---|---|---|---|---|---|---|---|---|---|---|---|
| 900 | | | | | | | | | | | | | | | | | | | |
| 880 | | | | | | | | | | | | | | | | | | | |
| 860 | | | | | | | | | | | | | | | | | | | |
| 840 | | | | | | | | | | | | | | | | | | | 705.8 |
| 820 | | | | | | | | | | | | | | | | | | | 705.7 |
| 800 | | | | | | | | | | | | | | | | | | | 705.4 |
| 780 | | | | | | | | | | | | | | | | | | | 704.8 |
| 760 | | | | | | | | | | | | | | | | | | | 703.8 |
| 740 | | | | | | | | | | | | | | | | | | | 701.7 |
| 720 | | | | | | | | | | | | | | | | | | | 698.7 |
| 700 | | | | | | | | | | | | | | | | | | | 694.7 |
| 680 | | | | | 60 | | | | | | | | | | 352 | | 708 | 707 | 686.6 |
| 660 | | | | | 56 | | | | | | | | | | 348 | | 704 | 703 | 677.6 |
| 640 | | | | | 48 | | | | | | | | | | 340 | | 696 | 695 | 666.7 |
| 620 | | | 60 | 56 | 39 | | | | | | | | | | 331 | | 687 | 686 | 657.8 |
| 600 | | 60 | 57 | 52 | 34 | | | | | | | | | | 319 | | 675 | 674 | 649.9 |
| 580 | | 58 | 57 | 42 | 25 | | | | | | | | | | 298 | | 654 | 655 | 637.1 |
| 560 | | 52 | 57 | 31 | 23 | | | | | | | | | 60 | 279 | | 635 | 642 | 622.0 |
| 540 | | 46 | 52 | 16 | 16 | | | | | | | | | 59 | 246 | | 602 | 614 | 605.1 |
| 520 | | 37 | 50 | 2 | 12 | 58 | | | | | | | | 58 | 217 | | 573 | 593 | 586.3 |
| 500 | | 31 | 43 | | 6 | 57 | | | | | | | | 56 | 195 | | 551 | 575 | 565.0 |
| 480 | | 28 | 34 | | 1 | 51 | | | | | | 61 | | 53 | 172 | 356 | 528 | 552 | 540.2 |
| 460 | 58 | 23 | 26 | | | 47 | 60 | | | | | 60 | | 49 | 154 | 355 | 509 | 534 | 507.1 |
| 440 | 57 | 8 | 8 | | | 45 | 59 | | 60 | | 58 | 60 | 57 | 47 | 118 | 354 | 472 | 511 | 465.5 |
| 420 | 55 | 3 | | | | 30 | 58 | 58 | 59 | 59 | 57 | 57 | 55 | 44 | 88 | 348 | 436 | 477 | 412.8 |
| 400 | 47 | 1 | | | | 18 | 58 | 55 | 53 | 55 | 52 | 52 | 45 | 23 | 66 | 325 | 391 | 411 | 353.5 |
| 380 | 41 | | | | | | 42 | 32 | 34 | 40 | 39 | 35 | 15 | | 41 | 222 | 263 | 237 | 270.8 |
| 360 | 9 | | | | | | 12 | 12 | 6 | 3 | 6 | | | | 9 | 39 | 48 | 39 | 140.7 |
| 340 | | | | | | | | 1 | | | | | | | | 1 | 1 | 1 | 36.2 |
| 320 | | | | | | | | | | | | | | | | | | | 4.8 |
| 300 | | | | | | | | | | | | | | | | | | | 0.8 |
| 280 | | | | | | | | | | | | | | | | | | | |
| 260 | | | | | | | | | | | | | | | | | | | |
| 240 | | | | | | | | | | | | | | | | | | | |
| 220 | | | | | | | | | | | | | | | | | | | |
| 200 | | | | | | | | | | | | | | | | | | | |
| 180 | | | | | | | | | | | | | | | | | | | |
| 160 | | | | | | | | | | | | | | | | | | | |
| 140 | | | | | | | | | | | | | | | | | | | |
| 120 | | | | | | | | | | | | | | | | | | | |
| 100 | | | | | | | | | | | | | | | | | | | |
| 80 | | | | | | | | | | | | | | | | | | | |
| 60 | | | | | | | | | | | | | | | | | | | |
| 40 | | | | | | | | | | | | | | | | | | | |
| 20 | | | | | | | | | | | | | | | | | | | |

### Tidehochwasser

| cm a.P. | 1999 Nov | 1999 Dez | 2000 Jan | Feb | Mrz | Apr | Mai | Jun | Jul | Aug | Sep | Okt | Nov | Dez | Abflussjahr (*) 2000 Wi | So | Jahr | Kalenderjahr 2000 Jahr | 1991/2000 10 Jahre |
|---|---|---|---|---|---|---|---|---|---|---|---|---|---|---|---|---|---|---|---|
| 1200 | | | | | | | | | | | | | | | | | | | |
| 1180 | | | | | | | | | | | | | | | | | | | |
| 1160 | | | | | | | | | | | | | | | | | | | |
| 1140 | | | | | | | | | | | | | | | | | | | |
| 1120 | | | | | | | | | | | | | | | | | | | |
| 1100 | | | | | | | | | | | | | | | | | | | |
| 1080 | | | | | | | | | | | | | | | | | | | |
| 1060 | | | | | | | | | | | | | | | | | | | |
| 1040 | | | | | | | | | | | | | | | | | | | |
| 1020 | | | | | | | | | | | | | | | | | | | |
| 1000 | | | | | | | | | | | | | | | | | | | |
| 980 | | | | | | | | | | | | | | | | | | | |
| 960 | | | | | | | | | | | | | | | | | | | |
| 940 | | | | | | | | | | | | | | | | | | | 705.9 |
| 920 | | | | | | | | | | | | | | | | | | | 705.8 |
| 900 | | | | | | | | | | | | | | | | | | | 705.6 |
| 880 | | 60 | 60 | | | | | | | | | | | | 352 | | 707 | 707 | 705.5 |
| 860 | | 59 | 59 | 56 | | | | | | | | | | | 350 | | 705 | 706 | 704.8 |
| 840 | | 59 | 59 | 55 | | | | | | | | | | 60 | 349 | | 704 | 705 | 703.0 |
| 820 | | 58 | 59 | 54 | 60 | | | | | | | | | 58 | 347 | | 702 | 702 | 700.8 |
| 800 | 58 | 54 | 59 | 54 | 56 | | | | | | | 60 | | 56 | 339 | 355 | 694 | 696 | 689.1 |
| 780 | 57 | 49 | 57 | 52 | 53 | 58 | | | 60 | | | 59 | | 54 | 326 | 354 | 680 | 686 | 673.3 |
| 760 | 56 | 46 | 52 | 47 | 47 | 57 | | | 58 | | 58 | 59 | 58 | 53 | 305 | 352 | 657 | 666 | 648.7 |
| 740 | 52 | 35 | 43 | 37 | 33 | 57 | 60 | 57 | 58 | 60 | 56 | 56 | 57 | 45 | 257 | 347 | 604 | 619 | 603.3 |
| 720 | 46 | 21 | 32 | 20 | 23 | 54 | 56 | 53 | 49 | 53 | 51 | 49 | 53 | 38 | 196 | 311 | 507 | 531 | 541.8 |
| 700 | 33 | 10 | 25 | 10 | 16 | 35 | 39 | 33 | 23 | 39 | 40 | 40 | 44 | 30 | 129 | 214 | 343 | 374 | 413.4 |
| 680 | 17 | 7 | 5 | 3 | 8 | 19 | 15 | 12 | 8 | 15 | 23 | 26 | 30 | 16 | 59 | 99 | 158 | 180 | 236.1 |
| 660 | 9 | 2 | 1 | | 3 | 5 | 5 | 3 | 1 | 3 | 11 | 19 | 10 | 10 | 20 | 42 | 62 | 71 | 105.4 |
| 640 | 4 | 2 | | | | 2 | 2 | 1 | | | 6 | 11 | 6 | 3 | 8 | 20 | 28 | 31 | 37.9 |
| 620 | | | | | | | | | | | 1 | 3 | 1 | 1 | | 4 | 4 | 6 | 15.8 |
| 600 | | | | | | | | | | | 1 | 2 | | 1 | | 3 | 3 | 4 | 8.2 |
| 580 | | | | | | | | | | | | | | 1 | | | | 1 | 4.7 |
| 560 | | | | | | | | | | | | | | | | | | | 1.9 |
| 540 | | | | | | | | | | | | | | | | | | | 0.7 |
| 520 | | | | | | | | | | | | | | | | | | | 0.4 |
| 500 | | | | | | | | | | | | | | | | | | | |
| 480 | | | | | | | | | | | | | | | | | | | |
| 460 | | | | | | | | | | | | | | | | | | | |
| 440 | | | | | | | | | | | | | | | | | | | |
| 420 | | | | | | | | | | | | | | | | | | | |
| 400 | | | | | | | | | | | | | | | | | | | |
| 380 | | | | | | | | | | | | | | | | | | | |
| 360 | | | | | | | | | | | | | | | | | | | |
| 340 | | | | | | | | | | | | | | | | | | | |
| 320 | | | | | | | | | | | | | | | | | | | |

(*) Abflußjahr: 1.11. des Vorjahres bis 31.10.

**) Extremwerte ab 1936

e = Wert ist ergänzt

eisfrei

PNP : NN - 5.02 m

W Tide
cm

Pegel : Herbrum-Hafendamm Nr.37700300
Gewässer : Ems
Gebiet : Untere Ems

| Tag | 1999 November Tnw Zeit | cm | Thw Zeit | cm | Dezember Tnw Zeit | cm | Thw Zeit | cm |
|---|---|---|---|---|---|---|---|---|
| 1. | 2.47 | 408 | 6.40 e | 744 | 2.43 | 429 | 8.28 | 811 |
| | 15.43 | 403 | 19.50 | 638 | 13.51 | 506 | 20.50 | 797 |
| 2. | 3.30 | 397 | 8.16 | 740 | 4.10 | 446 | 9.50 | 800 |
| | 16.34 | 406 | 21.20 | 714 | 16.49 | 427 | 21.43 | 747 |
| 3. | 5.10 | 421 | 9.15 | 733 | 4.54 | 442 | 8.40 | 732 |
| | 18.20 | 380 | 22.03 | 653 | 17.00 | 450 | 23.29 | 863 |
| 4. | 6.43 | 382 | 10.20 | 690 | 5.45 | 538 | 11.10 | 828 |
| | 19.34 | 363 | 23.14 | 660 | 19.30 | 450 | 22.50 | 734 |
| 5. | 7.57 e | 369 | 11.24 | 663 | 7.34 | 419 | 12.54 | 794 |
| | 20.21 e | 348 | 23.30 | 623 | 20.52 | 421 | 23.55 | 704 |
| 6. | 8.25 | 372 | - | - | 8.47 | 395 | - | - |
| | 20.02 | 419 | 12.36 | 725 | 20.58 | 415 | 12.50 | 703 |
| 7. | 9.00 | 427 | 1.53 | 790 | 9.10 | 447 | 1.20 ● | 750 |
| | 21.57 | 376 | 13.36 | 757 | 21.35 | 439 | 13.45 | 766 |
| 8. | 10.13 e | 371 | 1.43 | 699 | 10.00 | 496 | 2.20 | 780 |
| | 22.39 | 371 | 14.14 ● | 714 | 22.23 | 448 | 13.10 | 752 |
| 9. | 10.50 | 374 | 2.28 | 709 | 10.30 | 465 | 1.05 | 709 |
| | 23.15 | 378 | 14.39 | 718 | 22.36 | 458 | 13.43 | 711 |
| 10. | 11.27 e | 369 | 3.18 | 712 | 10.43 | 470 | 1.26 | 733 |
| | 23.48 | 370 | 14.46 | 693 | 23.27 | 452 | 15.02 | 758 |
| 11. | - | - | 3.10 | 684 | 11.55 | 439 | 2.50 | 732 |
| | 12.00 e | 355 | 15.30 | 675 | 23.30 | 442 | 14.30 | 671 |
| 12. | 0.08 e | 352 | 3.25 | 682 | 12.18 | 464 | 2.56 | 740 |
| | 12.27 e | 355 | 15.40 | 675 | 23.58 | 478 | 14.50 | 725 |
| 13. | 0.36 e | 354 | 4.11 | 685 | - | - | 5.00 | 785 |
| | 12.56 e | 368 | 16.23 | 676 | 12.57 | 521 | 16.20 | 718 |
| 14. | 1.00 e | 368 | 4.48 | 713 | 1.06 | 533 | 3.42 | 718 |
| | 13.35 | 381 | 16.30 | 667 | 13.32 | 553 | 16.20 | 711 |
| 15. | 1.30 e | 370 | 5.14 | 680 | 1.27 | 554 | 4.20 | 738 |
| | 13.58 e | 366 | 17.16 | 644 | 13.59 | 569 | 17.06 | 722 |
| 16. | 1.59 e | 367 | 5.45 | 674 | 2.30 | 561 | 5.24 | 720 |
| | 14.40 e | 371 | 17.24 | 632 | 14.17 | 512 | 18.17 | 677 |
| 17. | 2.17 | 378 | 6.50 | 692 | 3.10 | 530 | 6.13 | 727 |
| | 15.12 | 407 | 20.36 | 724 | 14.14 | 521 | 20.35 | 736 |
| 18. | 3.09 | 452 | 7.27 | 724 | 2.20 | 553 | 8.25 | 803 |
| | 16.33 | 417 | 21.33 | 682 | 17.29 | 527 | 20.20 | 736 |
| 19. | 5.12 | 400 | 8.49 | 689 | 5.35 | 514 | 9.16 | 741 |
| | 17.57 e | 373 | 21.37 | 653 | 18.20 | 516 | 22.40 | 745 |
| 20. | 6.57 e | 362 | 10.10 | 660 | 6.35 | 519 | 11.05 | 752 |
| | 19.31 e | 347 | 23.03 | 656 | 19.57 | 512 | 22.43 | 706 |
| 21. | 7.50 e | 357 | 11.41 | 699 | 8.14 | 486 | 10.50 | 709 |
| | 20.30 e | 356 | - | - | 20.45 | 457 | 23.09 | 664 |
| 22. | 8.57 | 370 | 0.14 | 686 | 9.04 | 462 | 11.27 ○ | 690 |
| | 21.20 e | 360 | 12.52 | 718 | 21.48 | 443 | 23.58 | 621 |
| 23. | 9.46 | 374 | 1.45 ○ | 705 | 9.53 | 442 | - | - |
| | 22.16 e | 363 | 13.45 | 740 | 22.21 | 452 | 15.03 | 696 |
| 24. | 10.38 | 369 | 2.07 | 696 | 11.04 | 446 | 0.58 | 724 |
| | 23.01 | 373 | 14.38 | 705 | 23.10 | 454 | 13.20 | 638 |
| 25. | 11.21 | 370 | 3.04 | 696 | 10.57 | 488 | 1.26 | 664 |
| | 23.45 | 387 | 15.05 | 718 | 23.47 | 529 | 17.05 | 781 |
| 26. | - | - | 3.40 | 713 | - | - | 4.10 | 811 |
| | 12.10 | 378 | 15.50 | 684 | 12.30 | 533 | 17.16 | 751 |
| 27. | 0.26 | 371 | 3.56 | 693 | 0.30 | 546 | 5.46 | 769 |
| | 12.38 | 384 | 17.50 | 778 | 12.17 | 571 | 17.44 | 756 |
| 28. | 1.05 | 407 | 4.50 | 726 | 1.43 | 579 | 5.45 | 761 |
| | 13.45 e | 358 | 17.43 | 621 | 14.08 | 577 | 18.02 | 726 |
| 29. | 1.38 | 366 | 5.42 | 724 | 2.20 | 580 | 6.13 | 749 |
| | 14.27 | 376 | 19.25 | 704 | 14.54 | 581 | 17.35 | 712 |
| 30. | 2.30 | 378 | 6.10 | 710 | 2.56 | 578 | 6.25 | 738 |
| | 15.28 | 362 | 19.46 e | 650 | 15.38 | 559 | 18.15 | 687 |
| 31. | | | | | 3.45 | 540 | 6.50 | 706 |
| | | | | | 16.36 | 522 | 19.33 | 676 |
| Mittel | | 378 | | 695 | | 494 | | 735 |

| Tag | 2000 Januar Tnw Zeit | cm | Thw Zeit | cm | Februar Tnw Zeit | cm | Thw Zeit | cm | März Tnw Zeit | cm | Thw Zeit | cm | April Tnw Zeit | cm | Thw Zeit | cm | Mai Tnw Zeit | cm | Thw Zeit | cm |
|---|---|---|---|---|---|---|---|---|---|---|---|---|---|---|---|---|---|---|---|---|
| 1. | 4.48 | 516 | 8.05 | 685 | 6.08 | 594 | 9.20 | 698 | 4.06 | 595 | 9.40 | 714 | 7.17 | 503 | 10.51 | 678 | 7.39 | 380 | 10.39 | 675 |
| | 17.40 | 494 | 20.45 | 696 | 18.50 | 582 | 22.25 | 708 | 17.16 | 581 | 23.15 | 759 | 19.45 | 491 | 23.13 | 698 | 20.02 | 381 | 23.16 | 701 |
| 2. | 6.04 | 498 | 9.18 | 687 | 7.27 | 594 | 10.51 | 745 | 6.41 | 590 | 10.30 | 725 | 8.24 | 484 | 11.26 | 673 | 8.34 | 374 | 11.37 | 689 |
| | 18.40 | 492 | 21.46 | 692 | 19.23 | 607 | - | - | 19.30 | 574 | 22.42 | 682 | 20.40 | 478 | 23.53 | 694 | 20.59 | 388 | - | - |
| 3. | 7.02 | 497 | 10.15 | 693 | 8.20 | 617 | 0.12 | 783 | 6.50 | 591 | - | - | 9.12 | 482 | - | - | 9.26 | 374 | 0.11 | 713 |
| | 20.00 | 475 | 23.30 | 680 | 21.02 | 599 | 12.42 | 778 | 20.23 | 667 | 13.47 | 769 | 21.24 | 485 | 12.16 | 679 | 21.47 | 371 | 12.22 | 695 |
| 4. | 7.50 | 503 | 12.25 | 777 | 9.23 | 593 | 0.18 | 724 | 8.47 | 671 | 0.34 | 808 | 9.43 | 465 | 0.43 ● | 713 | 10.13 | 371 | 0.58 | 711 |
| | 21.05 | 496 | 23.56 | 702 | 21.32 | 596 | 12.56 | 716 | 21.26 | 659 | 14.15 | 797 | 21.50 | 483 | 13.00 | 710 | 22.34 e | 362 | 13.13 ● | 708 |
| 5. | 9.12 | 504 | 11.57 | 728 | 10.05 | 580 | 1.00 ● | 754 | 10.05 | 648 | 2.10 | 797 | 10.39 | 486 | 2.29 | 762 | 10.50 e | 364 | 1.50 | 707 |
| | 21.24 | 514 | - | - | 22.19 | 556 | 12.44 | 724 | 22.24 | 633 | 13.25 | 752 | 22.59 | 475 | 15.05 | 732 | 23.16 e | 360 | 14.05 | 690 |
| 6. | 9.53 | 546 | 0.05 ● | 701 | 10.46 | 548 | 1.18 | 724 | 10.16 | 625 | 1.30 ● | 747 | 11.14 | 460 | 2.18 | 729 | 11.34 e | 357 | 2.24 | 701 |
| | 21.52 | 548 | 12.42 | 685 | 23.00 | 521 | 13.15 | 710 | 22.35 | 627 | 13.30 | 750 | 23.34 | 452 | 14.30 | 707 | 23.58 e | 357 | 14.44 | 687 |
| 7. | 10.16 | 553 | 2.13 | 752 | 11.14 | 522 | 1.38 | 737 | 11.02 | 621 | 3.17 | 764 | 11.49 | 447 | 2.43 | 724 | - | - | 3.09 | 690 |
| | 22.40 | 540 | 13.10 | 722 | 23.04 | 528 | 14.14 | 727 | 23.17 | 627 | 15.17 | 767 | - | - | 14.42 | 704 | 12.16 e | 363 | 15.20 | 689 |
| 8. | 10.42 | 532 | 1.30 | 698 | 11.51 | 521 | 3.50 | 776 | 11.27 | 596 | 3.00 | 758 | 0.09 | 434 | 2.57 | 707 | 0.43 e | 351 | 3.54 | 689 |
| | 23.04 | 524 | 14.29 | 727 | 23.16 | 519 | 14.31 | 709 | 23.37 | 598 | 15.44 | 756 | 12.29 | 433 | 15.17 | 707 | 12.57 e | 356 | 16.01 | 687 |
| 9. | 11.39 | 513 | 3.48 | 779 | 11.55 | 614 | 5.36 | 825 | 11.56 | 635 | 4.16 | 807 | 0.47 | 430 | 3.30 | 705 | 1.26 e | 360 | 4.36 | 675 |
| | 23.53 | 496 | 14.31 | 741 | - | - | 17.18 | 852 | - | - | 16.04 | 791 | 13.06 | 420 | 15.45 | 687 | 13.41 e | 360 | 16.39 | 693 |
| 10. | - | - | 2.44 | 739 | 0.54 | 596 | 4.13 | 759 | 0.27 | 613 | 4.54 | 768 | 1.27 | 419 | 4.05 | 681 | 2.17 e | 363 | 5.24 | 671 |
| | 12.27 | 486 | 15.10 | 690 | 13.16 | 537 | 16.02 | 674 | 12.40 | 620 | 15.40 | 722 | 13.35 | 431 | 16.13 | 700 | 14.31 e | 366 | 17.42 | 696 |
| 11. | 0.29 | 445 | 3.18 | 697 | 0.53 | 550 | 6.24 | 798 | 1.05 | 618 | 6.22 | 748 | 1.59 | 417 | 4.54 | 678 | 3.13 e | 362 | 6.17 | 669 |
| | 12.50 | 484 | 15.34 | 692 | 13.37 | 571 | 17.00 | 757 | 13.25 | 643 | 18.00 | 808 | 14.15 | 421 | 17.06 | 690 | 15.30 e | 372 | 18.43 | 690 |
| 12. | 0.55 | 464 | 4.00 | 702 | 1.59 | 538 | 4.52 | 720 | 2.00 | 658 | 5.46 | 764 | 2.47 | 418 | 5.20 | 670 | 4.22 e | 356 | 7.20 | 646 |
| | 13.24 | 463 | 16.00 | 671 | 14.21 | 514 | 17.12 | 680 | 14.14 | 634 | 18.33 | 727 | 15.03 | 418 | 17.49 | 675 | 16.35 e | 355 | 19.57 | 672 |
| 13. | 1.20 | 454 | 4.20 | 700 | 2.13 | 538 | 7.24 | 771 | 2.30 | 635 | 6.44 | 737 | 3.51 | 415 | 6.24 | 639 | 5.35 e | 355 | 8.42 | 638 |
| | 13.56 | 436 | 16.30 | 678 | 14.44 | 553 | 19.04 | 762 | 14.49 | 640 | 19.06 | 735 | 16.08 | 421 | 19.27 | 671 | 17.57 e | 355 | 21.21 | 684 |
| 14. | 2.02 | 451 | 4.55 | 691 | 3.22 | 542 | 6.25 | 743 | 3.15 | 640 | 7.50 | 747 | 5.12 | 420 | 8.08 | 671 | 6.54 e | 358 | 9.59 | 659 |
| | 14.36 | 451 | 17.20 | 665 | 16.05 | 528 | 18.50 | 680 | 15.42 | 647 | 21.34 | 772 | 17.43 | 433 | 21.10 | 710 | 19.22 e | 357 | 22.43 | 692 |
| 15. | 2.50 | 443 | 5.48 | 688 | 4.10 | 523 | 9.16 | 715 | 4.28 | 663 | 9.10 | 807 | 6.51 | 426 | 9.41 | 681 | 8.05 e | 356 | 11.07 | 675 |
| | 15.38 | 434 | 18.26 | 652 | 16.47 | 540 | 19.49 | 729 | 17.19 | 660 | 21.47 | 757 | 19.20 | 430 | 22.43 | 696 | 20.19 e | 357 | 23.44 | 706 |
| 16. | 3.44 | 431 | 7.07 | 688 | 5.56 | 523 | 11.50 | 729 | 6.00 | 641 | 10.00 | 751 | 7.57 | 427 | 11.48 | 686 | 8.50 e | 360 | 11.59 | 690 |
| | 16.35 | 436 | 20.10 | 673 | 18.27 | 556 | 21.46 | 742 | 18.32 | 616 | 23.11 | 731 | 20.20 | 435 | 23.23 | 710 | 21.11 e | 372 | - | - |
| 17. | 4.46 | 449 | 8.55 | 741 | 7.06 | 540 | 11.35 | 746 | 7.16 | 610 | - | - | 9.06 | 419 | - | - | 9.29 e | 373 | 0.52 | 711 |
| | 17.39 | 460 | 22.13 | 748 | 19.50 | 552 | 23.59 | 720 | 20.01 | 606 | 12.00 | 751 | 21.20 | 433 | 12.08 | 687 | 21.49 e | 383 | 14.13 | 701 |
| 18. | 5.55 | 467 | 11.18 | 788 | 8.43 | 542 | 11.26 | 678 | 8.40 | 599 | 0.02 | 749 | 9.44 | 420 | 0.05 ○ | 708 | 10.09 e | 375 | 0.47 ○ | 703 |
| | 19.22 | 468 | 23.20 | 751 | 20.43 | 559 | 23.59 | 731 | 21.22 | 595 | 13.24 | 756 | 22.07 | 416 | 12.28 | 681 | 22.29 e | 380 | 13.06 | 678 |
| 19. | 7.43 | 443 | 11.08 | 721 | 9.34 | 555 | - ○ | - | 9.45 | 580 | 1.00 | 743 | 10.25 | 405 | 0.44 | 705 | 10.45 | 381 | 1.40 | 702 |
| | 20.22 | 438 | 23.46 | 699 | 21.52 | 565 | 14.02 | 738 | 22.00 | 565 | 13.50 | 702 | 22.48 | 410 | 13.08 | 691 | 23.10 | 388 | 14.19 | 699 |
| 20. | 8.50 | 437 | - | - | 10.43 | 562 | 2.06 | 760 | 10.25 | 557 | 2.08 ○ | 733 | 11.06 | 404 | 1.28 | 714 | 11.22 | 382 | 2.29 | 700 |
| | 21.17 | 441 | 12.52 | 743 | 23.00 | 567 | 13.43 | 717 | 22.40 | 549 | 14.25 | 718 | 23.29 | 398 | 13.42 | 683 | 23.50 | 387 | 14.56 | 702 |
| 21. | 9.34 | 460 | 1.55 ○ | 760 | 11.30 | 563 | 2.05 | 725 | 11.09 | 527 | 2.10 | 738 | 11.35 | 397 | 1.57 | 692 | 11.57 e | 366 | 2.59 | 692 |
| | 22.21 | 428 | 14.02 | 766 | 23.42 | 564 | 14.15 | 695 | 23.19 | 509 | 14.40 | 700 | 23.58 | 401 | 14.42 | 719 | - | - | 15.14 | 695 |
| 22. | 10.37 | 434 | 1.56 | 741 | - | - | 3.06 | 720 | 11.36 | 516 | 2.40 | 720 | - | - | 2.30 | 707 | 0.18 e | 376 | 3.37 | 687 |
| | 23.09 | 450 | 14.00 | 736 | 12.10 | 568 | 15.20 | 725 | 23.50 | 509 | 14.56 | 706 | 12.10 | 383 | 14.55 | 698 | 12.26 e | 390 | 15.31 | 700 |
| 23. | 11.46 | 451 | 3.05 | 771 | 0.23 | 569 | 3.06 | 738 | - | - | 3.24 | 724 | 0.21 | 388 | 3.19 | 705 | 0.50 e | 375 | 4.00 | 681 |
| | 23.59 | 456 | 15.13 | 706 | 12.47 | 557 | 15.34 | 690 | 12.12 | 505 | 15.06 | 693 | 12.37 | 387 | 15.37 | 712 | 12.55 e | 370 | 16.07 | 683 |
| 24. | - | - | 3.40 | 724 | 0.56 | 523 | 3.30 | 698 | 0.25 | 492 | 3.06 | 690 | 0.57 | 391 | 3.54 | 704 | 1.14 e | 376 | 4.09 | 660 |
| | 12.33 | 504 | 15.38 | 696 | 12.52 | 528 | 17.42 | 743 | 12.45 | 484 | 15.45 | 660 | 13.09 | 397 | 16.05 | 701 | 13.06 e | 380 | 17.22 | 722 |
| 25. | 0.44 | 480 | 3.56 | 713 | 1.26 | 525 | 4.26 | 748 | 0.48 | 474 | 3.42 | 687 | 1.29 | 391 | 4.12 | 676 | 1.58 e | 380 | 4.46 | 662 |
| | 13.19 | 474 | 16.28 | 689 | 13.33 | 526 | 18.04 | 747 | 13.01 | 498 | 15.55 | 696 | 13.33 | 398 | 16.33 | 676 | 13.48 e | 369 | 18.43 | 721 |
| 26. | 1.22 | 450 | 4.18 | 727 | 2.08 | 544 | 4.56 | 738 | 1.18 | 489 | 4.11 | 701 | 2.00 | 396 | 4.44 | 658 | 2.33 | 383 | 5.29 | 679 |
| | 13.50 | 445 | 17.04 | 695 | 14.20 | 554 | 17.15 | 708 | 13.26 | 495 | 16.36 | 702 | 14.01 | 398 | 16.56 | 669 | 14.32 | 393 | 17.35 | 683 |
| 27. | 2.00 | 446 | 4.59 | 725 | 2.35 | 574 | 5.24 | 705 | 1.50 | 504 | 4.45 | 698 | 2.41 | 399 | 5.21 | 651 | 3.34 e | 375 | 6.29 | 624 |
| | 14.20 | 450 | 17.22 | 683 | 15.05 | 571 | 18.00 | 671 | 13.55 | 523 | 17.00 | 694 | 14.37 | 393 | 17.30 | 659 | 14.29 | 425 | 18.09 | 690 |
| 28. | 2.27 | 443 | 5.45 | 735 | 2.53 | 579 | 6.16 | 709 | 2.35 | 545 | 5.46 | 673 | 3.36 | 385 | 6.34 | 627 | 4.11 | 393 | 6.51 | 658 |
| | 14.47 | 450 | 17.48 | 686 | 14.33 | 602 | 18.20 | 720 | 14.40 | 554 | 18.12 | 677 | 15.33 | 397 | 18.49 | 666 | 16.50 e | 360 | 22.48 | 731 |
| 29. | 2.33 | 455 | 6.08 | 700 | 3.36 | 598 | 7.00 | 708 | 3.13 | 551 | 6.54 | 649 | 4.49 | 396 | 7.49 | 661 | 5.26 | 441 | 8.39 | 712 |
| | 14.20 | 509 | 20.35 | 793 | 16.10 | 588 | 20.03 | 681 | 15.26 | 546 | 19.20 | 656 | 17.13 | 405 | 20.27 | 680 | 17.38 | 397 | 21.07 | 724 |
| 30. | 1.30 | 607 | 8.30 | 873 | | | | | 4.05 | 542 | 8.08 | 645 | 6.29 | 389 | 9.27 | 665 | 6.41 e | 375 | 9.59 | 681 |
| | 17.15 | 610 | 19.44 | 721 | | | | | 16.33 | 525 | 21.00 | 667 | 18.55 | 390 | 22.15 | 690 | 19.14 e | 370 | 23.08 | 705 |
| 31. | 3.45 | 554 | 10.25 | 747 | | | | | 5.24 | 523 | 9.33 | 665 | | | | | 7.52 e | 369 | 11.14 | 693 |
| | 17.45 | 609 | 21.30 | 746 | | | | | 18.23 | 511 | 22.36 | 694 | | | | | 20.21 e | 370 | 23.44 | 710 |
| Mittel | | 481 | | 718 | | 558 | | 730 | | 582 | | 730 | | 425 | | 691 | | 373 | | 690 |

| | MTnw (cm) | MThw (cm) |
|---|---|---|
| Winter | 487 | 717 |

Winterhalbjahr: 1.11. bis 30.4.
e = ergänzt nach Nachbarpegeln
eisfrei

PNP : NN - 5.02 m

W Tide
cm

Pegel : Herbrum-Hafendamm Nr.37700300
Gewässer : Ems
Gebiet : Untere Ems

2000

| Tag | Juni Tnw Zeit | Juni Tnw cm | Juni Thw Zeit | Juni Thw cm | Juli Tnw Zeit | Juli Tnw cm | Juli Thw Zeit | Juli Thw cm | August Tnw Zeit | August Tnw cm | August Thw Zeit | August Thw cm | September Tnw Zeit | September Tnw cm | September Thw Zeit | September Thw cm | Oktober Tnw Zeit | Oktober Tnw cm | Oktober Thw Zeit | Oktober Thw cm | November Tnw Zeit | November Tnw cm | November Thw Zeit | November Thw cm | Dezember Tnw Zeit | Dezember Tnw cm | Dezember Thw Zeit | Dezember Thw cm | Tag |
|---|---|---|---|---|---|---|---|---|---|---|---|---|---|---|---|---|---|---|---|---|---|---|---|---|---|---|---|---|---|
| 1. | 8.55 e | 355 | - | - | 9.12 e | 368 | 0.38 | 714 | 10.52 | 394 | 2.06 | 695 | 0.04 e | 355 | 3.29 | 681 | 0.08 | 374 | 4.00 | 708 | - | - | 3.48 | 725 | 0.27 | 391 | 4.07 | 733 | 1. |
| | 21.09 e | 364 | 12.12 | 671 | 21.47 | 376 | 13.09 ● | 698 | 23.30 | 392 | 14.38 | 718 | 12.13 e | 360 | 16.09 | 712 | 12.22 | 372 | 16.17 | 722 | 12.40 | 398 | 17.00 | 678 | 12.59 e | 385 | 15.51 | 648 | |
| 2. | 9.31 e | 365 | 0.31 ● | 701 | 10.10 | 366 | 1.31 | 702 | 11.38 | 390 | 2.50 | 701 | 0.33 e | 366 | 4.19 | 701 | 0.44 | 375 | 4.16 | 696 | 0.38 | 408 | 4.13 | 710 | 0.52 e | 383 | 5.18 | 705 | 2. |
| | 21.59 e | 383 | 13.06 | 701 | 22.48 | 377 | 14.13 | 697 | - | - | 15.48 | 736 | 12.43 e | 383 | 17.24 | 732 | 12.55 | 375 | 16.47 | 703 | 13.10 | 410 | 16.04 | 679 | 13.20 | 399 | 16.28 | 685 | |
| 3. | 10.27 e | 372 | 1.58 | 724 | 11.00 | 380 | 2.29 | 696 | 0.13 | 394 | 3.40 | 693 | 1.08 e | 398 | 5.44 | 743 | 1.07 | 378 | 4.47 | 701 | 0.56 | 400 | 4.23 | 682 | 1.36 | 387 | 5.12 | 686 | 3. |
| | 23.01 e | 355 | 13.37 | 690 | 23.37 e | 365 | 15.07 | 713 | 12.20 | 404 | 16.37 | 722 | 13.30 e | 403 | 17.49 | 755 | 13.26 | 382 | 17.01 | 699 | 13.20 | 422 | 16.19 | 670 | 14.00 | 392 | 17.36 | 699 | |
| 4. | 11.17 e | 359 | 2.19 | 690 | 11.50 | 380 | 3.30 | 703 | 1.02 | 401 | 4.22 | 691 | 1.53 e | 382 | 5.25 | 695 | 1.51 | 372 | 4.39 | 635 | 1.16 | 422 | 4.37 | 697 | 2.11 | 406 | 5.32 | 698 | 4. |
| | 23.46 e | 370 | 15.14 | 697 | - | - | 15.55 | 717 | 13.09 e | 407 | 16.58 | 726 | 14.05 e | 365 | 17.40 | 701 | 13.39 | 366 | 16.59 | 653 | 14.10 | 419 | 17.21 | 671 | 15.00 | 387 | 17.31 | 620 | |
| 5. | - | - | 3.18 | 696 | 0.29 e | 375 | 4.23 | 700 | 1.47 | 405 | 4.58 | 685 | 2.27 e | 372 | 5.50 | 682 | 1.41 | 383 | 4.58 | 686 | 2.20 | 417 | 5.41 | 678 | 2.38 | 395 | 5.52 | 656 | 5. |
| | 12.00 e | 358 | 15.37 | 703 | 12.33 | 379 | 16.39 | 724 | 13.52 | 377 | 17.39 | 721 | 14.40 e | 371 | 18.10 | 691 | 14.10 | 385 | 17.29 | 671 | 15.17 | 413 | 18.14 | 646 | 15.39 | 393 | 18.48 | 645 | |
| 6. | 0.36 e | 370 | 4.08 | 697 | 1.15 e | 374 | 5.07 | 695 | 2.26 | 380 | 5.36 | 674 | 2.53 e | 380 | 6.04 | 664 | 2.11 | 397 | 5.43 | 690 | 3.43 | 405 | 6.26 | 628 | 3.51 | 393 | 7.23 | 676 | 6. |
| | 12.43 e | 385 | 16.50 | 716 | 13.25 | 413 | 17.37 | 730 | 14.32 | 379 | 18.28 | 714 | 15.09 e | 379 | 18.38 | 662 | 14.23 | 439 | 17.48 | 685 | 16.28 | 380 | 19.19 | 607 | 16.42 | 402 | 20.02 | 675 | |
| 7. | 1.21 e | 380 | 4.57 | 686 | 2.09 | 391 | 5.32 | 681 | 3.04 | 378 | 6.20 | 690 | 3.06 | 416 | 6.51 | 724 | 2.56 | 405 | 6.23 | 656 | 4.53 | 386 | 8.30 | 665 | 5.30 | 397 | 9.19 | 693 | 7. |
| | 13.31 e | 385 | 17.55 | 723 | 14.11 e | 405 | 18.07 | 716 | 15.15 e | 366 | 18.46 | 704 | 16.03 | 409 | 19.09 | 679 | 16.00 | 375 | 19.20 | 629 | 18.28 | 393 | 21.39 | 642 | 18.36 | 400 | 21.49 | 672 | |
| 8. | 2.20 e | 385 | 5.45 | 679 | 2.51 | 393 | 6.19 | 683 | 3.47 e | 362 | 6.49 | 670 | 4.20 e | 390 | 7.31 | 650 | 4.24 | 380 | 7.43 | 638 | 6.47 | 390 | 9.57 | 665 | 6.55 | 396 | 10.39 | 697 | 8. |
| | 14.27 e | 389 | 17.46 | 692 | 14.55 e | 363 | 19.15 | 716 | 15.58 | 378 | 19.13 | 692 | 16.25 | 425 | 20.21 | 694 | 17.38 | 375 | 21.14 | 632 | 19.23 | 394 | 22.38 | 640 | 18.52 | 430 | 22.07 | 690 | |
| 9. | 3.19 e | 357 | 6.16 | 639 | 3.33 | 369 | 6.37 | 663 | 4.32 e | 367 | 7.30 | 669 | 5.45 e | 417 | 8.58 | 674 | 5.43 | 412 | 9.53 | 695 | 7.27 | 393 | 11.12 | 673 | 7.49 | 397 | 10.48 | 674 | 9. |
| | 15.11 e | 356 | 19.01 | 706 | 15.40 | 369 | 19.09 | 685 | 16.55 e | 360 | 20.05 | 673 | 18.32 | 405 | 21.57 | 683 | 19.14 | 374 | 22.23 | 642 | 20.02 | 394 | 23.50 | 681 | 20.20 | 395 | 23.36 | 652 | |
| 10. | 4.00 e | 376 | 7.11 | 681 | 4.18 e | 366 | 7.13 | 659 | 5.32 e | 363 | 8.48 | 662 | 7.18 e | 393 | 10.33 | 694 | 7.53 | 368 | 10.27 | 589 | 8.27 e | 402 | - | - | 8.39 | 396 | 11.54 | 677 | 10. |
| | 16.14 e | 386 | 19.40 | 701 | 16.19 | 380 | 19.38 | 711 | 17.52 e | 376 | 21.22 | 690 | 20.04 | 395 | 23.27 | 683 | 19.33 | 378 | 22.45 | 635 | 21.06 | 390 | 12.23 | 731 | 21.00 | 397 | - | - | |
| 11. | 5.13 e | 363 | 8.17 | 660 | 5.12 | 378 | 8.18 | 674 | 6.29 | 385 | 9.48 | 687 | 8.24 e | 382 | 11.38 | 688 | 8.48 | 373 | 11.07 | 582 | 9.27 | 389 | 0.55 ○ | 700 | 9.31 | 411 | 1.30 ○ | 733 | 11. |
| | 17.20 e | 375 | 21.07 | 707 | 16.44 | 428 | 22.18 | 760 | 19.19 | 380 | 22.35 | 678 | 21.06 e | 368 | - | - | 20.20 | 386 | 23.36 | 638 | 21.45 | 382 | 12.59 | 690 | 22.00 | 411 | 14.09 | 750 | |
| 12. | 6.29 e | 366 | 9.37 | 671 | 6.09 | 417 | 10.33 | 739 | 7.44 e | 366 | 11.10 | 689 | 9.12 e | 350 | 0.10 | 662 | 9.07 | 391 | - | - | 9.59 | 381 | 0.57 | 666 | 10.15 | 425 | 1.50 | 737 | 12. |
| | 18.31 e | 380 | 21.49 | 697 | 18.57 e | 378 | 22.24 | 707 | 20.33 e | 362 | 23.48 | 678 | 21.37 e | 373 | 12.49 | 685 | 21.47 | 390 | 12.44 | 668 | 22.23 | 378 | 13.20 | 668 | 22.53 | 441 | 14.28 | 755 | |
| 13. | 7.21 e | 360 | 10.57 | 660 | 7.27 e | 363 | 10.49 | 687 | 8.49 e | 362 | - | - | 9.39 | 386 | 1.04 ○ | 685 | 10.00 | 385 | 0.55 ○ | 657 | 10.39 | 383 | 2.49 | 697 | 10.41 | 450 | 2.01 | 720 | 13. |
| | 19.40 e | 367 | 23.58 | 717 | 19.50 e | 356 | 23.19 | 699 | 21.26 e | 364 | 12.13 | 692 | 22.17 e | 379 | 13.21 | 719 | 22.30 | 380 | 13.47 | 689 | 23.08 | 378 | 15.03 | 740 | 23.30 | 491 | 15.57 | 817 | |
| 14. | 8.07 e | 394 | 11.57 | 722 | 8.12 | 388 | - | - | 9.29 | 379 | 0.40 | 679 | 10.26 e | 367 | 1.40 | 692 | 10.42 | 378 | 2.07 | 676 | 11.29 | 379 | 3.04 | 709 | 11.51 | 516 | 4.30 | 808 | 14. |
| | 20.39 e | 383 | 23.48 | 683 | 20.50 | 380 | 12.03 | 718 | 22.10 e | 364 | 13.22 | 695 | 22.54 e | 366 | 14.10 | 710 | 23.11 | 371 | 14.28 | 703 | 23.51 | 400 | 15.27 | 713 | - | - | 16.29 | 789 | |
| 15. | 8.59 e | 367 | - | - | 9.05 e | 379 | 0.21 | 714 | 10.10 e | 374 | 1.28 ○ | 685 | 11.03 e | 365 | 2.20 | 685 | 11.21 | 370 | 2.43 | 694 | - | - | 3.22 | 704 | 0.06 | 492 | 4.49 | 798 | 15. |
| | 21.21 e | 391 | 12.40 | 693 | 21.43 | 378 | 12.47 | 722 | 22.46 e | 382 | 13.40 | 705 | 23.31 e | 362 | 14.54 | 705 | 23.55 | 363 | 15.11 | 719 | 12.10 | 412 | 15.46 | 685 | 12.14 | 504 | 18.01 | 832 | |
| 16. | 9.41 e | 385 | 1.05 | 715 | 9.52 | 380 | 1.24 ○ | 715 | 10.48 e | 373 | 2.09 | 693 | 11.28 e | 367 | 2.48 | 666 | - | - | 3.23 | 692 | 0.21 | 395 | 4.21 | 698 | 0.53 | 555 | 6.00 | 832 | 16. |
| | 22.13 e | 365 | 13.12 | 716 | 22.31 | 376 | 14.01 | 729 | 23.22 e | 375 | 14.50 | 701 | 23.58 e | 385 | 15.34 | 727 | 12.00 | 362 | 15.37 | 712 | 12.52 | 380 | 16.18 | 665 | 13.48 | 534 | 17.49 | 759 | |
| 17. | 10.30 e | 350 | 1.31 ○ | 688 | 10.35 | 390 | 1.55 | 706 | 11.21 e | 360 | 2.42 | 684 | - | - | 3.39 | 706 | 0.21 | 367 | 4.29 | 724 | 1.03 | 385 | 5.30 | 708 | 1.56 | 496 | 6.20 | 769 | 17. |
| | 22.53 e | 347 | 14.03 | 682 | 23.04 e | 372 | 14.17 | 722 | 23.48 e | 380 | 15.10 | 718 | 12.11 e | 385 | 16.04 | 715 | 12.25 | 378 | 16.46 | 741 | 13.36 | 396 | 16.47 | 680 | 14.33 | 468 | 17.48 | 699 | |
| 18. | 10.58 e | 350 | 2.03 | 654 | 11.10 | 382 | 2.32 | 702 | 11.55 e | 368 | 3.24 | 689 | 0.34 e | 380 | 4.07 | 691 | 0.55 | 371 | 4.23 | 689 | 1.46 | 385 | 5.32 | 703 | 2.41 | 472 | 5.48 | 732 | 18. |
| | 23.32 e | 370 | 14.44 | 706 | 23.36 e | 371 | 15.05 | 724 | - | - | 15.36 | 708 | 12.48 e | 379 | 16.19 | 686 | 13.17 | 364 | 16.44 | 638 | 14.30 e | 383 | 18.03 | 661 | 15.24 | 472 | 18.10 | 680 | |
| 19. | 11.25 e | 336 | 2.46 | 681 | 11.30 | 393 | 3.07 | 711 | 0.29 e | 375 | 3.53 | 671 | 1.12 e | 376 | 4.21 | 656 | 1.26 | 365 | 5.06 | 667 | 2.40 | 381 | 6.13 | 667 | 3.28 | 465 | 7.11 | 717 | 19. |
| | 23.49 e | 351 | 15.16 | 685 | - | - | 16.00 | 768 | 12.30 e | 365 | 16.21 | 707 | 13.20 e | 361 | 16.39 | 675 | 13.39 | 367 | 18.19 | 721 | 15.23 | 386 | 18.45 | 653 | 16.32 | 439 | 19.08 | 656 | |
| 20. | 11.53 e | 351 | 3.19 | 679 | 0.17 e | 369 | 3.45 | 704 | 0.55 e | 385 | 4.26 | 691 | 2.03 e | 350 | 4.40 | 599 | 2.09 | 390 | 5.37 | 704 | 3.41 | 398 | 6.55 | 689 | 4.56 | 418 | 7.34 | 640 | 20. |
| | - | - | 15.30 | 702 | 12.12 e | 363 | 16.23 | 737 | 13.01 e | 377 | 17.15 | 727 | 13.52 e | 344 | 17.01 | 622 | 14.46 | 367 | 17.56 | 648 | 16.45 e | 375 | 19.46 | 637 | 17.47 | 412 | 20.41 | 573 | |
| 21. | 0.29 | 361 | 3.57 | 674 | 0.46 e | 370 | 4.10 | 706 | 1.34 e | 384 | 5.06 | 694 | 2.10 e | 351 | 5.06 | 627 | 3.04 | 360 | 6.10 | 645 | 5.00 | 384 | 8.03 | 662 | 5.56 | 406 | 8.29 | 634 | 21. |
| | 12.24 | 367 | 16.25 | 704 | 12.57 | 374 | 16.45 | 725 | 13.40 e | 377 | 17.25 | 700 | 14.31 e | 375 | 17.54 | 670 | 15.30 | 367 | 19.35 | 664 | 18.02 e | 370 | 21.03 | 625 | 18.33 | 406 | 21.12 | 640 | |
| 22. | 0.59 | 373 | 4.15 | 663 | 1.31 e | 360 | 4.49 | 684 | 2.11 e | 379 | 5.29 | 675 | 3.01 e | 375 | 5.57 | 653 | 3.50 | 393 | 7.22 | 695 | 6.35 e | 366 | 10.25 | 661 | 6.49 | 407 | 9.36 | 685 | 22. |
| | 12.53 | 376 | 17.11 | 696 | 13.33 e | 358 | 17.14 | 704 | 14.17 e | 375 | 18.05 | 696 | 15.46 e | 364 | 18.55 | 632 | 17.23 | 367 | 20.49 | 639 | 19.16 | 382 | 22.34 | 637 | 19.37 | 401 | 23.00 | 682 | |
| 23. | 1.24 | 381 | 4.40 | 658 | 2.06 e | 350 | 5.26 | 666 | 2.51 e | 369 | 6.03 | 667 | 4.11 e | 365 | 7.27 | 655 | 5.35 | 368 | 9.02 | 669 | 7.21 e | 389 | 10.37 | 675 | 8.01 | 411 | 11.36 | 706 | 23. |
| | 13.22 | 380 | 18.19 | 715 | 14.10 e | 345 | 17.52 | 701 | 15.01 e | 375 | 18.32 | 681 | 17.03 e | 375 | 20.26 | 653 | 18.30 | 364 | 23.25 | 683 | 20.21 e | 365 | 23.49 | 664 | 20.41 | 406 | - | - | |
| 24. | 2.07 | 385 | 5.18 | 664 | 2.46 e | 359 | 6.06 | 668 | 3.44 e | 370 | 6.50 | 659 | 5.57 e | 363 | 9.03 | 633 | 6.45 | 391 | 11.42 | 745 | 8.26 e | 374 | - | - | 8.58 | 408 | 0.05 | 707 | 24. |
| | 14.04 | 388 | 18.39 | 718 | 14.52 e | 351 | 18.39 | 696 | 15.43 e | 381 | 20.17 | 712 | 18.56 e | 346 | 22.13 | 627 | 19.50 | 396 | 23.49 | 712 | 21.11 e | 376 | 12.46 | 723 | 21.27 | 408 | 12.25 | 730 | |
| 25. | 2.54 | 404 | 6.21 | 699 | 3.34 e | 360 | 6.55 | 666 | 4.37 e | 385 | 8.05 | 683 | 7.06 e | 370 | 10.54 | 675 | 8.17 | 380 | 11.39 | 690 | 9.27 e | 373 | 0.40 | 690 | 9.48 | 400 | 0.44 ● | 695 | 25. |
| | 15.11 | 409 | 19.11 | 725 | 15.36 e | 364 | 19.43 | 698 | 17.24 e | 379 | 20.43 | 666 | 20.11 e | 365 | 23.44 | 674 | 20.24 | 403 | - | - | 22.02 e | 360 | 12.37 | 676 | 22.08 | 399 | 13.12 | 690 | |
| 26. | 3.53 | 397 | 7.15 | 695 | 4.24 e | 375 | 7.50 | 677 | 6.17 e | 359 | 9.26 | 644 | 8.32 e | 374 | 11.57 | 690 | 8.47 | 411 | 0.06 | 733 | 10.08 e | 361 | 0.48 ● | 629 | 10.33 | 399 | 1.42 | 704 | 26. |
| | 16.01 | 406 | 20.43 | 717 | 16.35 | 382 | 20.25 | 703 | 19.11 e | 344 | 22.35 | 650 | 21.18 e | 360 | - | - | 21.32 | 405 | 13.28 | 782 | 22.08 | 385 | 13.51 | 668 | 22.46 | 397 | 14.07 | 697 | |
| 27. | 5.06 | 397 | 8.26 | 686 | 5.23 | 387 | 8.32 | 674 | 7.26 e | 355 | - | - | 9.25 | 370 | 0.58 ● | 664 | 9.51 | 382 | 1.45 ● | 742 | 10.38 | 385 | 2.21 | 716 | 11.06 | 401 | 2.27 | 724 | 27. |
| | 17.30 | 388 | 21.18 | 705 | 17.54 | 404 | 21.28 | 684 | 20.22 e | 371 | 12.14 | 691 | 22.14 | 373 | 13.20 | 710 | 22.15 | 371 | 13.29 | 710 | 23.01 e | 378 | 14.41 | 728 | 23.16 | 395 | 14.41 | 710 | |
| 28. | 6.05 | 391 | 9.51 | 683 | 6.33 e | 384 | 9.54 | 688 | 8.50 e | 382 | 0.06 | 692 | 10.22 | 372 | 1.30 | 673 | 10.37 | 372 | 2.39 | 697 | 11.24 e | 365 | 2.34 | 692 | 11.35 | 398 | 3.03 | 744 | 28. |
| | 18.38 | 388 | 22.15 | 717 | 19.09 | 396 | 22.53 | 702 | 21.33 e | 375 | 12.39 | 698 | 22.51 | 375 | 14.39 | 689 | 23.00 | 370 | 14.36 | 731 | 23.31 | 385 | 16.05 | 677 | 23.43 | 396 | 15.10 | 719 | |
| 29. | 7.17 | 386 | 11.21 | 705 | 7.45 | 391 | 10.58 | 691 | 9.52 e | 375 | 1.13 ● | 689 | 10.59 | 381 | 2.37 | 700 | 10.59 | 378 | 2.11 | 659 | 11.53 e | 374 | 2.58 | 698 | 11.59 | 410 | 3.45 | 747 | 29. |
| | 19.44 | 383 | 23.31 | 712 | 20.24 | 392 | - | - | 22.31 e | 370 | 13.51 | 707 | 23.33 | 371 | 15.05 | 730 | 23.17 | 376 | 13.56 | 653 | - | - | 15.35 | 697 | 23.58 | 415 | 15.32 | 716 | |
| 30. | 8.15 e | 373 | - | - | 8.51 | 401 | 0.11 | 703 | 10.45 e | 380 | 2.30 | 702 | 11.45 | 372 | 3.36 | 707 | 11.43 | 390 | 2.12 | 606 | 0.01 e | 380 | 3.49 | 701 | - | - | 4.02 | 752 | 30. |
| | 20.47 | 379 | 12.15 | 694 | 21.34 | 400 | 12.31 | 707 | 23.20 e | 365 | 14.46 | 736 | - | - | 15.45 | 730 | 23.11 | 470 | 18.27 | 665 | 12.23 | 387 | 15.36 | 686 | 12.28 | 416 | 16.54 | 750 | |
| 31. | | | | | 9.58 | 397 | 1.02 ● | 707 | 11.29 e | 361 | 2.58 | 704 | | | | | 11.55 | 425 | 3.59 | 739 | | | | | 0.44 | 415 | 4.51 | 752 | 31. |
| | | | | | 22.36 | 390 | 13.42 ● | 713 | - | - | 15.25 | 728 | | | | | 23.54 | 427 | 15.33 | 730 | | | | | 13.23 | 397 | 16.53 | 679 | |
| Mittel | | 374 | | 694 | | 379 | | 703 | | 376 | | 693 | | 376 | | 684 | | 383 | | 682 | | 388 | | 679 | | 421 | | 709 | Mittel |

| | MTnw (cm) | MThw (cm) |
|---|---|---|
| Sommer | 377 | 691 |

Sommerhalbjahr: 1.5. bis 31.10.
e = ergänzt nach Nachbarpegeln
eisfrei

BfG Koblenz

PNP : NN - 5.02 m

W Tide
cm

Pegel : Papenburg Nr.37900100
Gewässer : Ems
Gebiet : Untere Ems

| Tag | 1999 November Tnw Zeit | cm | Thw Zeit | cm | Dezember Tnw Zeit | cm | Thw Zeit | cm | 2000 Januar Tnw Zeit | cm | Thw Zeit | cm | Februar Tnw Zeit | cm | Thw Zeit | cm | März Tnw Zeit | cm | Thw Zeit | cm | April Tnw Zeit | cm | Thw Zeit | cm | Mai Tnw Zeit | cm | Thw Zeit | cm | Tag |
|---|---|---|---|---|---|---|---|---|---|---|---|---|---|---|---|---|---|---|---|---|---|---|---|---|---|---|---|---|---|
| 1. | 1.35 | 391 | 6.25 | 733 | 1.35 | 422 | 7.40 | 817 | 3.46 | 351 | 8.00 | 663 | 4.59 | 413 | 8.28 | 664 | 2.56 | 446 | 8.36 | 678 | 6.23 | 359 | 10.39 | 664 | 6.42 | 301 | 10.57 | 665 | 1. |
| | 14.27 | 348 | 19.50 | 637 | 13.37 | 508 | 20.00 | 785 | 16.33 | 369 | 20.37 | 678 | 17.27 | 379 | 21.32 | 675 | 16.10 | 459 | 22.00 | 741 | 18.45 | 363 | 23.06 | 685 | 19.01 | 309 | 23.19 | 692 | |
| 2. | 2.15 | 364 | 7.33 | 729 | 3.10 | 436 | 8.51 | 789 | 5.00 | 362 | 9.10 | 671 | 6.16 | 398 | 9.45 | 721 | 5.35 | 457 | 9.40 | 698 | 7.25 | 341 | 11.08 | 655 | 7.36 | 299 | 11.46 | 678 | 2. |
| | 15.17 | 386 | 20.51 | 710 | 16.01 | 434 | 21.20 | 740 | 17.33 | 365 | 21.37 | 676 | 18.15 | 443 | 23.13 | 764 | 18.10 | 386 | 22.03 | 641 | 19.40 | 342 | 23.50 | 679 | 19.56 | 310 | - | - | |
| 3. | 3.56 | 406 | 8.51 | 721 | 3.59 | 425 | 8.44 | 727 | 5.56 | 371 | 9.45 | 676 | 7.15 | 460 | 11.20 | 740 | 5.48 | 431 | 10.30 | 741 | 8.12 | 330 | 11.55 | 658 | 8.28 | 300 | 0.10 | 703 | 3. |
| | 17.10 | 348 | 21.53 | 646 | 15.55 | 413 | 21.48 | 900 | 18.53 | 347 | 23.40 | * 690 | 20.05 | 380 | 23.36 | 689 | 19.14 | 558 | 23.46 | 810 | 20.23 | 339 | - | - | 20.45 | 300 | 12.36 | 687 | |
| 4. | 5.31 | 340 | 10.16 | 685 | 4.53 | 522 | 9.33 | 825 | 6.45 | 420 | 0.24 | 685 | 8.20 | 350 | - | - | 7.25 | 499 | - | - | 8.44 | 340 | 0.47 | ● 701 | 9.16 | 294 | 0.58 | ● 706 | 4. |
| | 18.28 | 327 | 22.55 | 654 | 18.34 | 393 | 22.35 | 728 | 19.55 | 363 | 11.41 | 770 | 20.27 | 390 | 12.16 | 675 | 20.03 | 480 | 12.48 | 771 | 20.44 | 364 | 13.00 | 696 | 21.37 | 286 | 13.09 | 697 | |
| 5. | 6.50 | 322 | 11.13 | 662 | 6.33 | 354 | 12.04 | 779 | 8.12 | 390 | 11.40 | 713 | 9.02 | 390 | 0.14 | ● 728 | 8.53 | 435 | 0.50 | 771 | 9.40 | 366 | 1.38 | 752 | 10.03 | 285 | 1.43 | 700 | 5. |
| | 19.19 | 305 | 23.35 | 616 | 19.53 | 344 | 23.51 | 696 | 20.13 | 368 | 23.37 | 685 | 21.15 | 356 | 12.18 | 699 | 21.10 | 393 | 12.06 | 712 | 21.58 | 341 | 14.14 | 723 | 22.22 | 282 | 14.00 | 682 | |
| 6. | 7.16 | 336 | - | - | 7.40 | 303 | - | - | 8.47 | 341 | - | - | 9.45 | 353 | 0.47 | 703 | 9.15 | 390 | 0.23 | ● 709 | 10.17 | 320 | 2.00 | 720 | 10.42 | 280 | 2.17 | 686 | 6. |
| | 18.57 | 411 | 12.33 | 724 | 19.46 | 372 | 12.35 | 697 | 20.44 | 375 | 12.12 | ● 658 | 22.00 | 344 | 13.12 | 693 | 21.26 | 416 | 12.30 | 716 | 22.34 | 314 | 14.17 | 698 | 23.01 | 281 | 14.42 | 676 | |
| 7. | 8.03 | 420 | 0.50 | 774 | 8.11 | 410 | 0.22 | 748 | 9.15 | 395 | 1.25 | 741 | 10.16 | 344 | 1.14 | 719 | 9.55 | 411 | 1.40 | 731 | 10.59 | 314 | 2.40 | 717 | 11.21 | 288 | 3.03 | 675 | 7. |
| | 20.54 | 330 | 13.02 | 746 | 20.30 | 390 | 13.02 | ● 759 | 21.31 | 355 | 12.42 | 702 | 22.12 | 361 | 13.44 | 710 | 22.13 | 430 | 13.55 | 740 | 23.20 | 302 | 14.43 | 695 | 23.45 | 279 | 15.27 | 672 | |
| 8. | 9.12 | 318 | 1.16 | ● 697 | 8.56 | 407 | 1.41 | 771 | 9.37 | 377 | 1.10 | 680 | 10.54 | 383 | 2.50 | 769 | 10.26 | 394 | 1.57 | 728 | 11.37 | 301 | 3.20 | 700 | - | - | 3.49 | 672 | 8. |
| | 21.31 | 320 | 13.42 | 712 | 21.20 | 331 | 12.54 | 743 | 21.59 | 389 | 14.04 | 719 | 21.56 | 416 | 14.00 | 694 | 22.30 | 428 | 14.36 | 735 | 23.55 | 303 | 15.25 | 699 | 12.02 | 293 | 16.02 | 673 | |
| 9. | 9.47 | 326 | 2.02 | 704 | 9.30 | 347 | 1.00 | 698 | 10.35 | 392 | 2.50 | 774 | 10.40 | 515 | 3.50 | 842 | 10.54 | 495 | 3.30 | 807 | - | - | 3.48 | 698 | 0.27 | 286 | 4.38 | 658 | 9. |
| | 22.04 | 330 | 14.16 | 714 | 21.26 | 364 | 13.24 | 701 | 22.48 | 352 | 14.30 | 734 | 23.57 | 447 | 16.00 | 858 | 23.30 | 415 | 14.56 | 771 | 12.13 | 295 | 15.53 | 676 | 12.43 | 301 | 17.00 | 683 | |
| 10. | 10.31 | 326 | 2.36 | 710 | 9.46 | 400 | 1.15 | 724 | 11.22 | 321 | 2.58 | 732 | 12.15 | 329 | 3.27 | 746 | - | - | 3.40 | 741 | 0.30 | 287 | 4.21 | 667 | 1.15 | 296 | 5.30 | 655 | 10. |
| | 22.36 | 314 | 14.35 | 688 | 22.21 | 356 | 14.24 | 752 | 23.26 | 305 | 14.59 | 677 | 23.53 | 377 | 15.25 | 641 | 12.04 | 390 | 14.45 | 684 | 12.42 | 294 | 16.19 | 684 | 13.24 | 314 | 17.49 | 685 | |
| 11. | 10.57 | 304 | 2.55 | 678 | 10.57 | 308 | 2.30 | 724 | 11.42 | 319 | 3.20 | 690 | - | - | 5.35 | 794 | 0.04 | 371 | 5.00 | 704 | 1.05 | 278 | 5.10 | 669 | 2.02 | 305 | 6.27 | 649 | 11. |
| | 23.01 | 298 | 15.10 | 667 | 22.28 | 326 | 14.20 | 657 | 23.50 | 322 | 15.20 | 680 | 12.37 | 424 | 16.30 | 742 | 12.20 | 438 | 17.10 | 801 | 13.22 | 301 | 17.27 | 683 | 14.14 | 319 | 18.42 | 677 | |
| 12. | 11.13 | 301 | 3.25 | 674 | 11.20 | 367 | 3.20 | 735 | - | - | 3.35 | 697 | 1.00 | 360 | 4.21 | 702 | 1.00 | 434 | 4.20 | 725 | 1.56 | 300 | 5.40 | 657 | 3.07 | 296 | 7.26 | 626 | 12. |
| | 23.31 | 302 | 15.30 | 667 | 22.55 | 381 | 14.57 | 711 | 12.20 | 319 | 15.55 | 661 | 13.18 | 325 | 16.40 | 655 | 13.10 | 391 | 17.01 | 665 | 14.10 | 306 | 17.56 | 664 | 15.20 | 303 | 20.01 | 654 | |
| 13. | 11.41 | 311 | 3.47 | 677 | - | - | 3.55 | 773 | 0.14 | 330 | 4.06 | 694 | 1.15 | 400 | 6.30 | 763 | 1.23 | 390 | 5.20 | 680 | 2.56 | 302 | 6.30 | 626 | 4.26 | 285 | 8.46 | 619 | 13. |
| | 23.46 | 334 | 16.07 | 671 | 12.06 | 376 | 15.39 | 702 | 12.50 | 326 | 16.30 | 666 | 13.37 | 433 | 18.10 | 750 | 13.45 | 403 | 17.25 | 675 | 15.10 | 321 | 19.20 | 664 | 16.46 | 305 | 21.30 | 665 | |
| 14. | - | - | 4.20 | 702 | 0.12 | 353 | 3.20 | 697 | 0.54 | 323 | 4.48 | 683 | 2.15 | 405 | 5.52 | 727 | 2.08 | 409 | 6.34 | 696 | 4.09 | 319 | 8.35 | 663 | 5.47 | 294 | 10.21 | 640 | 14. |
| | 12.16 | 346 | 16.21 | 657 | 12.38 | 375 | 15.48 | 689 | 13.21 | 315 | 17.06 | 654 | 14.58 | 352 | 18.23 | 654 | 14.37 | 426 | 19.45 | 733 | 16.46 | 339 | 21.32 | 706 | 18.09 | 310 | 22.32 | 675 | |
| 15. | 0.10 | 327 | 4.45 | 665 | 0.23 | 380 | 4.26 | 717 | 1.40 | 309 | 5.46 | 679 | 3.06 | 334 | 8.35 | 695 | 3.25 | 478 | 8.20 | 793 | 5.58 | 309 | 9.58 | 670 | 6.57 | 293 | 11.20 | 656 | 15. |
| | 12.42 | 318 | 17.11 | 637 | 13.10 | 391 | 17.10 | 696 | 14.32 | 302 | 18.24 | 640 | 15.40 | 413 | 19.18 | 712 | 16.10 | 462 | 20.15 | 716 | 18.26 | 309 | 22.40 | 689 | 19.11 | 307 | 23.40 | 685 | |
| 16. | 0.46 | 324 | 5.30 | 661 | 1.24 | 386 | 5.00 | 695 | 2.32 | 307 | 7.20 | 682 | 4.50 | 351 | 11.05 | 714 | 4.55 | 446 | 8.53 | 712 | 7.06 | 300 | 11.49 | 681 | 7.48 | 296 | - | - | 16. |
| | 13.24 | 336 | 17.26 | 621 | 13.53 | 350 | 18.10 | 652 | 15.16 | 323 | 20.00 | 671 | 17.25 | 450 | 21.20 | 728 | 17.20 | 409 | 22.04 | 691 | 19.32 | 332 | 23.35 | 703 | 20.12 | 313 | 12.14 | 683 | |
| 17. | 1.01 | 355 | 6.39 | 683 | 2.05 | 376 | 5.51 | 709 | 3.34 | 370 | 8.50 | 740 | 6.00 | 389 | 10.48 | 728 | 6.07 | 411 | 10.50 | 716 | 8.17 | 294 | - | - | 8.24 | 315 | 0.32 | 713 | 17. |
| | 13.55 | 383 | 19.42 | 710 | 13.40 | 403 | 19.54 | 722 | 16.30 | 385 | 21.40 | 746 | 18.43 | 397 | 23.25 | 701 | 18.54 | 410 | 23.10 | 718 | 20.31 | 322 | 12.29 | 682 | 20.43 | 359 | 13.23 | 711 | |
| 18. | 2.06 | 450 | 7.55 | 720 | 1.20 | 480 | 7.42 | 799 | 4.55 | 405 | 10.30 | 782 | 7.39 | 347 | 10.50 | 643 | 7.34 | 387 | - | - | 8.52 | 302 | 0.28 | ○ 699 | 9.05 | 323 | 0.49 | ○ 701 | 18. |
| | 15.20 | 409 | 20.44 | 679 | 16.34 | 420 | 20.20 | 721 | 18.20 | 396 | 22.46 | 745 | 19.38 | 362 | - | - | 20.10 | 403 | 12.26 | 729 | 21.15 | 299 | 12.48 | 674 | 21.26 | 338 | 13.48 | 681 | |
| 19. | 3.55 | 384 | 8.40 | 677 | 4.28 | 387 | 9.10 | 730 | 6.40 | 330 | 11.10 | 716 | 8.37 | 367 | 0.33 | ○ 708 | 8.32 | 362 | 0.01 | 714 | 9.36 | 286 | 1.04 | 698 | 9.47 | 326 | 1.45 | 701 | 19. |
| | 16.45 | 343 | 21.30 | 637 | 17.07 | 390 | 21.50 | 736 | 19.19 | 310 | 23.32 | 697 | 20.47 | 398 | 13.10 | 722 | 20.55 | 362 | 12.56 | 673 | 21.57 | 294 | 13.26 | 683 | 22.13 | 329 | 14.39 | 702 | |
| 20. | 5.42 | 316 | 10.12 | 644 | 5.41 | 400 | 10.14 | 743 | 7.47 | 308 | - | - | 9.42 | 350 | 1.00 | 742 | 9.30 | 359 | 1.20 | ○ 709 | 10.22 | 284 | 1.49 | 709 | 10.25 | 330 | 2.37 | 697 | 20. |
| | 18.19 | 293 | 23.01 | 645 | 18.50 | 344 | 22.40 | 691 | 20.10 | 335 | 12.30 | 738 | 22.00 | 346 | 13.15 | 686 | 21.45 | 368 | 13.40 | 694 | 22.44 | 282 | 14.04 | 676 | 22.50 | 322 | 15.01 | 705 | |
| 21. | 6.48 | 306 | 11.26 | 689 | 7.06 | 324 | 10.54 | 691 | 8.30 | 389 | 1.18 | ○ 758 | 10.33 | 330 | 1.16 | 698 | 10.15 | 343 | 1.34 | 720 | 10.50 | 286 | 2.14 | 684 | 10.58 | 314 | 2.50 | 686 | 21. |
| | 19.28 | 301 | - | - | 19.44 | 305 | 23.10 | 647 | 21.22 | 321 | 13.16 | 760 | 22.40 | 336 | 13.36 | 660 | 22.23 | 340 | 14.10 | 677 | 23.07 | 299 | 14.59 | 717 | 23.15 | 314 | 15.09 | 685 | |
| 22. | 7.45 | 321 | 0.05 | 680 | 8.04 | 306 | 11.37 | ○ 670 | 9.30 | 319 | 1.33 | 737 | 11.10 | 358 | 2.40 | 693 | 10.47 | 343 | 2.30 | 704 | 11.22 | 287 | 2.49 | 701 | 11.24 | 329 | 3.30 | 676 | 22. |
| | 20.20 | 309 | 12.20 | 709 | 20.47 | 285 | - | - | 22.10 | 338 | 14.16 | 736 | 23.26 | 354 | 15.13 | 700 | 22.56 | 345 | 14.35 | 690 | 23.30 | 293 | 15.08 | 695 | 23.46 | 323 | 16.01 | 698 | |
| 23. | 8.43 | 340 | 1.10 | ○ 700 | 8.55 | 280 | 0.04 | 595 | 10.52 | 305 | 2.28 | 764 | 11.52 | 335 | 2.35 | 715 | 11.23 | 338 | 3.14 | 713 | 11.46 | 303 | 3.23 | 700 | 11.51 | 315 | 3.48 | 667 | 23. |
| | 21.05 | 317 | 13.20 | 737 | 21.24 | 333 | 14.26 | 683 | 23.05 | 299 | 14.47 | 701 | - | - | 15.05 | 662 | 23.35 | 323 | 15.05 | 677 | - | - | 15.49 | 708 | - | - | 16.19 | 668 | |
| 24. | 9.34 | 313 | 1.40 | 696 | 10.09 | 291 | 0.54 | 709 | 11.40 | 300 | 3.20 | 721 | 0.02 | 320 | 3.17 | 675 | 11.56 | 309 | 2.52 | 668 | 0.05 | 307 | 4.02 | 696 | 0.07 | 320 | 4.28 | 636 | 24. |
| | 21.55 | 316 | 14.06 | 703 | 22.16 | 302 | 13.25 | 620 | 23.52 | 303 | 15.20 | 681 | 11.53 | 344 | 16.40 | 734 | - | - | 15.20 | 641 | 12.14 | 320 | 16.06 | 694 | 12.00 | 342 | 17.00 | 711 | |
| 25. | 10.17 | 329 | 2.40 | 695 | 9.44 | 375 | 1.29 | 648 | - | - | 3.45 | 706 | 0.32 | 370 | 4.30 | 737 | 0.02 | 311 | 3.50 | 671 | 0.35 | 299 | 4.11 | 664 | 0.54 | 333 | 4.44 | 644 | 25. |
| | 22.40 | 333 | 14.40 | 712 | 22.51 | 419 | 16.00 | 771 | 12.24 | 298 | 16.16 | 678 | 12.24 | 371 | 17.13 | 737 | 12.15 | 338 | 15.54 | 679 | 12.37 | 298 | 16.24 | 665 | 12.40 | 309 | 17.59 | 718 | |
| 26. | 11.07 | 311 | 3.05 | 710 | 11.37 | 379 | 3.29 | 812 | 0.23 | 308 | 4.16 | 721 | 1.06 | 374 | 4.30 | 720 | 0.30 | 343 | 4.14 | 685 | 1.02 | 300 | 4.41 | 644 | 1.28 | 348 | 5.36 | 664 | 26. |
| | 23.23 | 309 | 15.30 | 676 | 23.36 | 405 | 16.17 | 738 | 12.54 | 305 | 16.56 | 686 | 13.16 | 351 | 16.38 | 677 | 12.38 | 353 | 16.25 | 688 | 13.08 | 300 | 17.01 | 655 | 13.24 | 348 | 17.30 | 662 | |
| 27. | 11.32 | 344 | 4.16 | 688 | - | - | 4.41 | 757 | 1.00 | 313 | 4.50 | 720 | 1.30 | 353 | 4.47 | 671 | 0.58 | 356 | 4.30 | 678 | 1.42 | 310 | 5.23 | 632 | 2.20 | 317 | 7.17 | 611 | 27. |
| | - | - | 16.50 | 768 | 12.06 | 387 | 16.38 | 740 | 13.15 | 315 | 17.18 | 679 | 13.57 | 340 | 17.05 | 623 | 13.08 | 361 | 16.37 | 669 | 13.36 | 318 | 17.36 | 644 | 13.23 | 415 | 18.13 | 685 | |
| 28. | 0.03 | 386 | 4.07 | 725 | 0.42 | 392 | 4.56 | 744 | 1.23 | 339 | 5.36 | 729 | 1.40 | 374 | 5.26 | 675 | 1.32 | 361 | 5.00 | 634 | 2.34 | 290 | 6.30 | 612 | 3.00 | 367 | 6.50 | 638 | 28. |
| | 12.34 | 281 | 17.20 | 613 | 13.10 | 377 | 17.05 | 702 | 13.48 | 345 | 17.37 | 681 | 13.27 | 449 | 18.00 | 687 | 13.30 | 369 | 17.20 | 635 | 14.29 | 326 | 19.08 | 654 | 15.19 | 302 | 22.08 | 719 | |
| 29. | 0.28 | 313 | 5.27 | 715 | 1.14 | 391 | 5.20 | 728 | 1.30 | 371 | 5.40 | 696 | 2.26 | 421 | 6.40 | 670 | 2.00 | 353 | 6.00 | 595 | 3.46 | 325 | 8.10 | 649 | 4.20 | 439 | 8.59 | 705 | 29. |
| | 13.20 | 344 | 18.41 | 696 | 13.55 | 376 | 17.15 | 680 | 13.12 | 442 | 19.35 | 787 | 14.47 | 409 | 18.57 | 633 | 14.05 | 364 | 18.30 | 612 | 16.06 | 351 | 21.04 | 672 | 16.28 | 380 | 21.17 | 715 | |
| 30. | 1.21 | 364 | 6.00 | 704 | 2.00 | 381 | 6.00 | 716 | 0.15 | 573 | 6.50 | 904 | | | | | 2.54 | 360 | 7.17 | 600 | 5.27 | 313 | 9.37 | 656 | 5.34 | 329 | 10.00 | 673 | 30. |
| | 14.14 | 320 | 19.40 | 646 | 14.44 | 371 | 17.50 | 653 | 16.02 | 517 | 19.19 | 696 | | | | | 15.20 | 373 | 20.30 | 636 | 17.55 | 316 | 22.26 | 681 | 18.09 | 322 | 22.54 | 701 | |
| 31. | | | | | 2.47 | 361 | 6.34 | 683 | 2.26 | 400 | 9.27 | 722 | | | | | 4.43 | 365 | 9.12 | 640 | | | | | 6.50 | 310 | 11.31 | 687 | 31. |
| | | | | | 15.40 | 363 | 19.10 | 650 | 16.44 | 432 | 20.41 | 727 | | | | | 17.20 | 371 | 22.15 | 677 | | | | | 19.21 | 320 | 23.38 | 701 | |
| Mittel | | 337 | | 688 | | 375 | | 722 | | 353 | | 710 | | 379 | | 708 | | 396 | | 701 | | 313 | | 681 | | 316 | | 679 | Mittel |

| | MTnw (cm) | MThw (cm) |
|---|---|---|
| Winter | 359 | 702 |

* 5. Wert am 04.01.2000

Winterhalbjahr: 1.11. bis 30.4.

eisfrei

BfG Koblenz

PNP : NN - 5.02 m

W Tide
cm

Pegel : Papenburg Nr.37900100
Gewässer : Ems
Gebiet : Untere Ems

2000

| Tag | Juni Tnw Zeit | Juni Tnw cm | Juni Thw Zeit | Juni Thw cm | Juli Tnw Zeit | Juli Tnw cm | Juli Thw Zeit | Juli Thw cm | August Tnw Zeit | August Tnw cm | August Thw Zeit | August Thw cm | September Tnw Zeit | September Tnw cm | September Thw Zeit | September Thw cm | Oktober Tnw Zeit | Oktober Tnw cm | Oktober Thw Zeit | Oktober Thw cm | November Tnw Zeit | November Tnw cm | November Thw Zeit | November Thw cm | Dezember Tnw Zeit | Dezember Tnw cm | Dezember Thw Zeit | Dezember Thw cm | Tag |
|---|---|---|---|---|---|---|---|---|---|---|---|---|---|---|---|---|---|---|---|---|---|---|---|---|---|---|---|---|---|
| 1. | 7.55 | 296 | - | - | 8.11 | 324 | 0.15 | ● 703 | 9.56 | 304 | 1.41 | 683 | 11.12 | 300 | 3.15 | 663 | 11.27 | 325 | 3.48 | 693 | 11.38 | 329 | 3.25 | 723 | 12.00 | 325 | 3.41 | 727 | 1. |
| | 20.11 | 308 | 12.20 | 659 | 20.47 | 315 | 12.45 | 692 | 22.35 | 300 | 14.18 | 711 | 23.35 | 315 | 15.41 | 707 | 23.45 | 330 | 15.58 | 706 | 23.40 | 355 | 16.29 | 673 | 23.53 | 329 | 15.44 | 632 | |
| 2. | 8.36 | 308 | 0.25 | ● 691 | 9.16 | 306 | 1.16 | 693 | 10.45 | 315 | 3.17 | 692 | 11.45 | 325 | 4.12 | 691 | 11.55 | 324 | 4.07 | 680 | 12.13 | 351 | 4.11 | 707 | - | - | 5.02 | 699 | 2. |
| | 21.02 | 327 | 13.18 | 699 | 21.46 | 303 | 13.47 | 691 | 23.18 | 313 | 15.26 | 729 | - | - | 16.39 | 729 | - | - | 16.31 | 693 | 23.58 | 328 | 15.46 | 668 | 12.21 | 364 | 16.07 | 675 | |
| 3. | 9.34 | 310 | 1.28 | 718 | 10.16 | 310 | 2.15 | 684 | 11.29 | 317 | 3.27 | 686 | 0.04 | 355 | 4.50 | 739 | 0.05 | 340 | 4.46 | 687 | - | - | 4.32 | 675 | 0.38 | 343 | 4.48 | 678 | 3. |
| | 22.02 | 290 | 13.56 | 684 | 22.39 | 308 | 14.39 | 709 | - | - | 16.09 | 720 | 12.27 | 364 | 16.51 | 753 | 12.23 | 343 | 16.46 | 680 | 12.27 | 367 | 16.04 | 659 | 12.58 | 350 | 17.37 | 689 | |
| 4. | 10.19 | 288 | 2.04 | 680 | 10.54 | 320 | 3.20 | 697 | 0.07 | 310 | 4.14 | 680 | 0.54 | 333 | 4.59 | 691 | 0.45 | 321 | 4.29 | 616 | 0.14 | 377 | 4.42 | 691 | 1.09 | 373 | 5.24 | 687 | 4. |
| | 22.50 | 306 | 15.19 | 694 | 23.28 | 311 | 15.29 | 716 | 12.19 | 317 | 16.51 | 719 | 12.59 | 321 | 17.28 | 693 | 12.34 | 315 | 17.10 | 642 | 13.08 | 373 | 17.14 | 663 | 13.55 | 340 | 17.27 | 603 | |
| 5. | 11.04 | 306 | 3.13 | 687 | 11.37 | 329 | 4.06 | 695 | 0.51 | 307 | 4.50 | 674 | 1.17 | 324 | 5.33 | 668 | 0.30 | 353 | 5.05 | 671 | 1.17 | 363 | 5.51 | 671 | 1.31 | 358 | 5.55 | 643 | 5. |
| | 23.35 | 308 | 15.20 | 702 | - | - | 16.16 | 724 | 12.53 | 310 | 17.10 | 714 | 13.33 | 325 | 17.58 | 678 | 13.02 | 352 | 17.33 | 662 | 14.13 | 357 | 18.04 | 638 | 14.31 | 353 | 18.31 | 630 | |
| 6. | 11.47 | 323 | 4.13 | 689 | 0.17 | 321 | 4.55 | 690 | 1.25 | 303 | 5.26 | 664 | 1.42 | 335 | 5.42 | 648 | 1.03 | 375 | 5.50 | 674 | 2.34 | 348 | 6.20 | 607 | 2.44 | 354 | 7.27 | 663 | 6. |
| | - | - | 16.37 | 712 | 12.27 | 347 | 16.57 | 719 | 13.33 | 316 | 18.10 | 712 | 13.58 | 330 | 18.19 | 650 | 13.28 | 424 | 18.02 | 674 | 15.10 | 291 | 19.17 | 583 | 15.34 | 369 | 19.41 | 664 | |
| 7. | 0.22 | 318 | 5.11 | 680 | 1.07 | 316 | 5.15 | 669 | 2.04 | 324 | 6.16 | 680 | 1.55 | 397 | 6.57 | 708 | 1.55 | 384 | 6.21 | 650 | 3.40 | 322 | 8.46 | 657 | 4.21 | 356 | 8.57 | 687 | 7. |
| | 12.34 | 331 | 17.17 | 714 | 13.15 | 325 | 17.52 | 708 | 14.10 | 322 | 18.52 | 695 | 14.53 | 393 | 18.54 | 663 | 14.51 | 347 | 19.27 | 617 | 17.20 | 329 | 21.36 | 632 | 17.23 | 346 | 21.22 | 662 | |
| 8. | 1.20 | 321 | 5.28 | 661 | 1.52 | 314 | 6.22 | 672 | 2.40 | 316 | 6.45 | 655 | 3.01 | 339 | 8.25 | 640 | 3.15 | 349 | 7.45 | 628 | 5.38 | 322 | 10.14 | 659 | 5.44 | 334 | 10.22 | 687 | 8. |
| | 13.29 | 322 | 17.45 | 676 | 13.59 | 331 | 18.35 | 713 | 14.46 | 333 | 19.41 | 674 | 15.13 | 402 | 20.26 | 683 | 16.26 | 325 | 22.18 | 626 | 18.23 | 317 | 22.49 | 627 | 17.41 | 393 | 21.53 | 681 | |
| 9. | 2.11 | 292 | 6.18 | 613 | 2.31 | 322 | 6.35 | 649 | 3.18 | 325 | 7.35 | 652 | 4.28 | 377 | 9.17 | 659 | 4.46 | 400 | 9.55 | 697 | 6.32 | 329 | 11.07 | 669 | 6.41 | 328 | 10.41 | 662 | 9. |
| | 14.09 | 303 | 19.02 | 695 | 14.39 | 324 | 19.27 | 675 | 15.43 | 325 | 20.00 | 655 | 17.11 | 366 | 22.22 | 667 | 18.17 | 340 | 22.17 | 632 | 19.03 | 338 | 23.46 | 675 | 19.11 | 325 | 23.25 | 640 | |
| 10. | 2.53 | 321 | 7.38 | 670 | 3.12 | 326 | 8.06 | 648 | 4.21 | 314 | 9.30 | 652 | 6.04 | 352 | 10.47 | 681 | 6.40 | 318 | 10.18 | 575 | 7.25 | 349 | - | - | 7.33 | 330 | 11.54 | 667 | 10. |
| | 15.09 | 346 | 20.02 | 695 | 15.10 | 360 | 20.23 | 707 | 16.38 | 359 | 21.29 | 678 | 18.52 | 339 | 23.21 | 665 | 17.53 | 340 | 22.26 | 621 | 20.02 | 335 | 12.01 | 722 | 19.52 | 340 | - | - | |
| 11. | 4.05 | 316 | 8.25 | 651 | 4.01 | 349 | 9.06 | 662 | 5.15 | 358 | 10.22 | 683 | 7.20 | 331 | 11.42 | 680 | 7.39 | 300 | 11.07 | 558 | 8.26 | 331 | 0.29 | ○ 696 | 8.41 | 364 | 0.51 | ○ 723 | 11. |
| | 16.10 | 328 | 21.04 | 692 | 15.37 | 421 | 21.24 | 755 | 18.16 | 344 | 22.34 | 669 | 20.03 | 312 | 23.54 | 650 | 18.59 | 314 | - | - | 20.43 | 325 | 12.44 | 688 | 21.00 | 365 | 13.18 | 741 | |
| 12. | 5.06 | 317 | 9.53 | 659 | 5.01 | 409 | 10.05 | 735 | 6.37 | 330 | 11.21 | 680 | 8.10 | 302 | - | - | 8.03 | 326 | 0.24 | 624 | 9.00 | 319 | 0.52 | 660 | 9.19 | 348 | 1.39 | 726 | 12. |
| | 17.19 | 342 | 21.41 | 689 | 17.49 | 367 | 22.15 | 701 | 19.24 | 329 | 23.37 | 665 | 20.28 | 331 | 12.36 | 678 | 20.39 | 327 | 12.45 | 659 | 21.23 | 316 | 13.16 | 666 | 21.53 | 347 | 13.55 | 739 | |
| 13. | 6.10 | 307 | 11.04 | 659 | 6.19 | 321 | 10.39 | 681 | 7.43 | 317 | - | - | 8.42 | 349 | 0.42 | ○ 678 | 8.59 | 306 | 0.27 | ○ 643 | 9.45 | 334 | 2.11 | 691 | 9.34 | 369 | 1.57 | 707 | 13. |
| | 18.24 | 339 | 23.26 | 722 | 18.40 | 332 | 23.32 | 692 | 20.22 | 315 | 12.15 | 684 | 21.20 | 342 | 13.15 | 714 | 21.26 | 313 | 13.26 | 680 | 22.08 | 331 | 14.14 | 730 | 22.26 | 402 | 15.07 | 825 | |
| 14. | 6.56 | 354 | 11.39 | 723 | 7.01 | 341 | 11.57 | 712 | 8.20 | 331 | 0.30 | 665 | 9.33 | 329 | 1.36 | 682 | 9.42 | 314 | 1.51 | 663 | 10.35 | 317 | 2.35 | 706 | 10.49 | 416 | 3.38 | 803 | 14. |
| | 19.27 | 339 | 23.54 | 678 | 19.41 | 355 | - | - | 21.07 | 319 | 13.08 | 696 | 22.00 | 320 | 13.53 | 709 | 22.10 | 311 | 13.59 | 691 | 22.52 | 327 | 14.56 | 706 | 23.03 | 394 | 15.22 | 775 | |
| 15. | 7.48 | 320 | - | - | 7.56 | 344 | 0.15 | 704 | 9.10 | 323 | 1.09 | ○ 679 | 10.13 | 313 | 2.07 | 677 | 10.23 | 320 | 2.34 | 679 | 11.18 | 316 | 3.02 | 697 | 11.13 | 417 | 3.58 | 790 | 15. |
| | 20.15 | 347 | 12.42 | 692 | 20.33 | 349 | 12.37 | 712 | 21.46 | 333 | 13.47 | 703 | 22.39 | 308 | 14.36 | 698 | 22.52 | 306 | 14.44 | 707 | 23.28 | 320 | 15.36 | 683 | 23.48 | 475 | 16.36 | 833 | |
| 16. | 8.41 | 342 | 0.56 | 707 | 8.43 | 345 | 1.04 | ○ 708 | 9.53 | 323 | 1.59 | 683 | 10.32 | 317 | 2.34 | 653 | 11.02 | 307 | 3.00 | 676 | 11.56 | 311 | 3.47 | 692 | - | - | 4.35 | 831 | 16. |
| | 21.13 | 327 | 13.15 | 714 | 21.23 | 333 | 13.21 | 725 | 22.25 | 328 | 14.35 | 704 | 23.04 | 335 | 15.10 | 720 | 23.21 | 310 | 15.17 | 706 | - | - | 16.16 | 658 | 12.48 | 434 | 16.50 | 749 | |
| 17. | 9.29 | 304 | 1.10 | ○ 682 | 9.33 | 327 | 1.36 | 697 | 10.23 | 317 | 2.24 | 680 | 11.18 | 329 | 3.25 | 696 | 11.25 | 340 | 3.58 | 707 | 0.09 | 323 | 4.47 | 703 | 0.52 | 382 | 5.25 | 758 | 17. |
| | 21.54 | 292 | 13.34 | 675 | 22.00 | 327 | 13.54 | 717 | 22.52 | 337 | 15.15 | 720 | 23.41 | 325 | 15.45 | 708 | 23.53 | 332 | 15.58 | 731 | 12.40 | 337 | 17.04 | 671 | 13.28 | 347 | 17.47 | 689 | |
| 18. | 9.54 | 294 | 1.54 | 642 | 10.07 | 333 | 2.11 | 695 | 11.06 | 321 | 3.06 | 690 | 11.52 | 322 | 3.56 | 676 | - | - | 3.58 | 681 | 0.46 | 340 | 5.19 | 695 | 1.38 | 340 | 5.37 | 720 | 18. |
| | 22.30 | 310 | 14.31 | 698 | 22.31 | 336 | 14.29 | 717 | 23.39 | 316 | 15.45 | 708 | - | - | 16.03 | 681 | 12.19 | 293 | 16.24 | 625 | 13.27 | 332 | 17.50 | 648 | 14.22 | 330 | 18.16 | 661 | |
| 19. | 10.32 | 297 | 2.28 | 669 | 10.34 | 369 | 2.52 | 703 | 11.39 | 315 | 3.30 | 667 | 0.17 | 321 | 4.04 | 642 | 0.26 | 301 | 4.44 | 652 | 1.33 | 329 | 6.15 | 659 | 2.25 | 341 | 6.53 | 709 | 19. |
| | 22.55 | 308 | 14.58 | 679 | 23.20 | 329 | 15.17 | 757 | 23.59 | 330 | 16.13 | 704 | 12.24 | 304 | 16.19 | 666 | 12.34 | 327 | 17.44 | 710 | 14.15 | 340 | 19.07 | 645 | 15.27 | 317 | 19.04 | 635 | |
| 20. | 11.01 | 314 | 3.03 | 676 | 11.10 | 329 | 3.19 | 698 | - | - | 4.19 | 682 | 1.03 | 284 | 4.24 | 574 | 0.59 | 360 | 5.29 | 690 | 2.34 | 359 | 7.06 | 675 | 3.48 | 290 | 7.28 | 616 | 20. |
| | 23.29 | 312 | 15.27 | 698 | 23.45 | 326 | 15.50 | 732 | 12.04 | 334 | 16.42 | 722 | 12.48 | 268 | 16.54 | 605 | 13.39 | 327 | 17.48 | 637 | 15.38 | 315 | 20.16 | 628 | 16.29 | 260 | 20.19 | 551 | |
| 21. | 11.24 | 321 | 3.39 | 667 | 11.50 | 336 | 3.56 | 700 | 0.38 | 328 | 5.01 | 683 | 1.14 | 285 | 5.34 | 607 | 1.55 | 314 | 6.11 | 630 | 3.57 | 329 | 8.10 | 648 | 4.48 | 260 | 8.27 | 607 | 21. |
| | - | - | 16.09 | 700 | - | - | 16.24 | 720 | 12.46 | 330 | 17.19 | 699 | 13.30 | 307 | 18.01 | 660 | 14.20 | 318 | 19.41 | 658 | 16.58 | 306 | 21.17 | 610 | 17.18 | 269 | 21.07 | 616 | |
| 22. | 0.02 | 326 | 4.03 | 655 | 0.26 | 314 | 4.24 | 675 | 1.16 | 322 | 5.16 | 661 | 2.01 | 327 | 5.49 | 636 | 2.39 | 372 | 7.43 | 686 | 5.37 | 297 | 10.43 | 657 | 5.38 | 286 | 10.08 | 667 | 22. |
| | 11.53 | 332 | 16.38 | 695 | 12.28 | 314 | 16.52 | 697 | 13.21 | 327 | 17.49 | 685 | 14.40 | 307 | 19.01 | 617 | 16.12 | 326 | 20.41 | 627 | 18.21 | 322 | 22.28 | 629 | 18.25 | 294 | 22.54 | 673 | |
| 23. | 0.22 | 339 | 4.38 | 651 | 1.00 | 303 | 5.00 | 658 | 1.53 | 321 | 5.54 | 650 | 3.10 | 321 | 7.41 | 639 | 4.18 | 333 | 9.12 | 659 | 6.26 | 337 | 10.49 | 667 | 6.57 | 313 | 11.19 | 700 | 23. |
| | 12.25 | 340 | 17.41 | 708 | 13.00 | 307 | 17.27 | 694 | 13.58 | 328 | 18.26 | 670 | 15.54 | 331 | 20.35 | 640 | 17.23 | 330 | 22.49 | 670 | 19.21 | 300 | 23.48 | 658 | 19.34 | 311 | - | - | |
| 24. | 1.05 | 346 | 5.08 | 648 | 1.34 | 307 | 5.39 | 655 | 2.39 | 317 | 6.51 | 639 | 4.50 | 313 | 8.59 | 614 | 5.38 | 374 | 11.13 | 736 | 7.27 | 320 | - | - | 7.56 | 318 | 0.00 | 696 | 24. |
| | 12.58 | 350 | 18.08 | 714 | 13.34 | 316 | 18.17 | 691 | 14.33 | 339 | 19.54 | 702 | 17.42 | 287 | 22.36 | 610 | 18.48 | 380 | 23.26 | 707 | 20.09 | 333 | 12.08 | 712 | 20.18 | 320 | 12.19 | 717 | |
| 25. | 1.42 | 375 | 6.24 | 684 | 2.13 | 314 | 6.22 | 656 | 3.31 | 355 | 7.59 | 671 | 5.58 | 316 | 10.43 | 664 | 7.14 | 355 | 11.20 | 681 | 8.33 | 321 | 0.19 | 687 | 8.45 | 304 | 0.27 | ● 688 | 25. |
| | 14.01 | 375 | 19.06 | 714 | 14.20 | 326 | 19.23 | 691 | 16.12 | 334 | 20.47 | 655 | 19.05 | 321 | 23.40 | 664 | 19.19 | 382 | 23.48 | 724 | 21.02 | 300 | 12.22 | 671 | 21.00 | 306 | 12.50 | 679 | |
| 26. | 2.41 | 358 | 7.37 | 688 | 3.12 | 327 | 7.38 | 665 | 5.05 | 311 | 9.23 | 628 | 7.30 | 327 | 11.42 | 680 | 7.46 | 392 | - | - | 9.13 | 292 | 0.33 | ● 615 | 9.30 | 305 | 1.16 | 693 | 26. |
| | 14.56 | 378 | 20.03 | 719 | 15.27 | 344 | 20.27 | 693 | 18.02 | 290 | 22.30 | 635 | 20.13 | 309 | - | - | 20.36 | 393 | 12.44 | 780 | 21.04 | 343 | 13.46 | 664 | 21.39 | 306 | 13.37 | 685 | |
| 27. | 3.55 | 353 | 8.19 | 676 | 4.17 | 340 | 8.16 | 658 | 6.22 | 308 | 11.41 | 686 | 8.27 | 321 | 0.42 | ● 653 | 8.58 | 351 | 1.12 | ● 738 | 9.46 | 344 | 1.54 | 712 | 10.11 | 314 | 2.03 | 712 | 27. |
| | 16.22 | 356 | 21.07 | 693 | 16.44 | 340 | 21.16 | 677 | 19.20 | 328 | 23.59 | 683 | 21.14 | 321 | 12.50 | 698 | 21.20 | 324 | 13.19 | 715 | 22.02 | 333 | 14.06 | 718 | 22.15 | 325 | 14.23 | 698 | |
| 28. | 4.56 | 339 | 9.45 | 671 | 5.23 | 332 | 9.56 | 677 | 7.45 | 337 | - | - | 9.24 | 319 | 1.17 | 660 | 9.45 | 335 | 2.23 | 699 | 10.30 | 310 | 2.14 | 688 | 10.40 | 325 | 2.41 | 730 | 28. |
| | 17.26 | 353 | 22.15 | 708 | 18.04 | 343 | 22.42 | 693 | 20.30 | 329 | 12.22 | 700 | 21.50 | 324 | 14.09 | 681 | 22.04 | 328 | 14.11 | 733 | 22.34 | 337 | 15.24 | 672 | 22.43 | 333 | 14.56 | 708 | |
| 29. | 6.05 | 337 | 10.46 | 696 | 6.41 | 333 | 11.23 | 686 | 8.49 | 326 | 1.06 | ● 681 | 10.05 | 330 | 2.45 | 690 | 10.06 | 334 | 2.00 | 656 | 10.58 | 322 | 2.39 | 693 | 11.02 | 354 | 3.10 | 736 | 29. |
| | 18.38 | 351 | 23.11 | 702 | 19.19 | 332 | - | - | 21.31 | 322 | 13.28 | 710 | 22.36 | 321 | 14.40 | 720 | 22.20 | 322 | 13.37 | 646 | 23.07 | 332 | 15.15 | 688 | 23.00 | 367 | 15.18 | 704 | |
| 30. | 7.12 | 327 | 11.53 | 688 | 7.54 | 327 | 0.07 | 693 | 9.46 | 332 | 2.09 | 696 | 10.52 | 318 | 3.16 | 692 | 10.42 | 346 | 1.47 | 600 | 11.28 | 338 | 3.27 | 695 | 11.28 | 375 | 3.31 | 743 | 30. |
| | 19.49 | 332 | - | - | 20.35 | 320 | 12.31 | 700 | 22.26 | 317 | 14.16 | 727 | 23.11 | 325 | 15.23 | 719 | 22.10 | 459 | 17.44 | 648 | 23.29 | 348 | 15.18 | 677 | 23.43 | 368 | 16.27 | 735 | |
| 31. | | | | | 8.59 | 320 | 1.12 | ● 697 | 10.37 | 312 | 2.41 | 690 | | | | | 11.00 | 385 | 3.35 | 731 | | | | | - | - | 4.08 | 741 | 31. |
| | | | | | 21.39 | 300 | 13.18 | 703 | 23.08 | 298 | 14.53 | 717 | | | | | 22.49 | 392 | 15.33 | 718 | | | | | 12.19 | 332 | 16.23 | 668 | |
| Mittel | | 326 | | 686 | | 331 | | 696 | | 323 | | 685 | | 327 | | 673 | | 341 | | 671 | | 330 | | 672 | | 343 | | 698 | Mittel |

| | MTnw (cm) | MThw (cm) |
|---|---|---|
| Sommer | 327 | 682 |

Sommerhalbjahr: 1.5. bis 31.10.

eisfrei

BfG Koblenz

PNP : NN - 5.02 m

W Tide

cm

Pegel : Papenburg — Nr. 37900100

Gewässer : Ems

Gebiet : Untere Ems

## Hauptwerte

| | 1999 Nov Tnw | 1999 Nov Thw | 1999 Dez Tnw | 1999 Dez Thw | 2000 Jan Tnw | Jan Thw | Feb Tnw | Feb Thw | Mrz Tnw | Mrz Thw | Apr Tnw | Apr Thw | Mai Tnw | Mai Thw | Jun Tnw | Jun Thw | Jul Tnw | Jul Thw | Aug Tnw | Aug Thw | Sep Tnw | Sep Thw | Okt Tnw | Okt Thw | Nov Tnw | Nov Thw | Dez Tnw | Dez Thw |
|---|---|---|---|---|---|---|---|---|---|---|---|---|---|---|---|---|---|---|---|---|---|---|---|---|---|---|---|---|
| Tag | 28. | 28. | 23. | 23. | 25. | 15. | 24. | 27. | 24. | 29. | 11. | 28. | 7. | 27. | 4. | 9. | 31. | 10. | 26. | 26. | 20. | 20. | 18. | 11. | 6. | 6. | 20.+ | 20. |
| N | 281 | 613 | 280 | 595 | 298 | 640 | 320 | 623 | 309 | 595 | 278 | 612 | 279 | 611 | 288 | 613 | 300 | 648 | 290 | 628 | 268 | 574 | 293 | 558 | 291 | 583 | 260 | 551 |
| M | 337 | 688 | 375 | 722 | 353 | 710 | 379 | 708 | 396 | 701 | 313 | 681 | 316 | 679 | 326 | 686 | 331 | 696 | 323 | 685 | 327 | 673 | 341 | 671 | 330 | 672 | 343 | 698 |
| H | 450 | 774 | 522 | 900 | 573 | 904 | 515 | 858 | 558 | 810 | 366 | 752 | 439 | 719 | 378 | 723 | 421 | 757 | 359 | 729 | 402 | 753 | 459 | 780 | 377 | 730 | 475 | 833 |
| Tag | 18. | 7. | 4. | 3. | 30. | 30. | 9. | 9. | 3. | 3. | 5. | 5. | 29. | 28. | 26. | 14. | 11. | 19. | 10. | 2. | 8. | 3. | 30. | 26. | 4. | 13. | 15. | 15. |

| | 1990/1999 | | | | 1991/2000 10 Jahre | | | | | | | | | | | | | | | | | | | | | | | |
|---|---|---|---|---|---|---|---|---|---|---|---|---|---|---|---|---|---|---|---|---|---|---|---|---|---|---|---|---|
| Jahr | 1997 | 1997 | 1997 | 1997 | 1996 | 1996 | 1994 | 1994 | 1996 | 1996 | 1998 | 1991 | 1998 | 1993 | 1997+ | 2000 | 1995 | 1992 | 1997 | 1996 | 2000 | 2000 | 1999 | 1999 | 1997 | 1997 | 1997 | 1997 |
| N | 228 | 535 | 205 | 494 | 232 | 494 | 268 | 495 | 228 | 546 | 266 | 590 | 238 | 594 | 283 | 613 | 283 | 619 | 270 | 613 | 268 | 574 | 235 | 541 | 228 | 535 | 205 | 494 |
| MN | 291 | 590 | 293 | 584 | 317 | 587 | 319 | 585 | 296 | 581 | 297 | 610 | 286 | 617 | 294 | 630 | 298 | 635 | 294 | 630 | 292 | 605 | 282 | 581 | 288 | 588 | 286 | 582 |
| M | 365 | 681 | 375 | 686 | 395 | 683 | 381 | 683 | 369 | 683 | 342 | 679 | 323 | 676 | 330 | 682 | 329 | 683 | 333 | 683 | 339 | 681 | 351 | 682 | 359 | 680 | 368 | 688 |
| MH | 475 | 791 | 507 | 813 | 544 | 818 | 519 | 818 | 473 | 793 | 423 | 776 | 388 | 732 | 386 | 741 | 386 | 745 | 390 | 756 | 437 | 769 | 484 | 794 | 458 | 784 | 496 | 810 |
| H | 549 | 829 | 582 | 900 | 702 | 958 | 685 | 911 | 570 | 886 | 512 | 828 | 439 | 751 | 428 | 763 | 421 | 806 | 422 | 777 | 505 | 824 | 600 | 867 | 549 | 829 | 582 | 900 |
| Jahr | 1998 | 1992 | 1993 | 1999 | 1994 | 1994 | 1993 | 1999 | 1994 | 1994 | 1994 | 1997 | 2000 | 1991 | 1994 | 1995 | 2000 | 1998 | 1994 | 1994+ | 1994 | 1995 | 1998 | 1996 | 1998 | 1992 | 1993 | 1999 |
| HThw ab 1900 | 904 | | 900 | | 958 | | 916 | | 886 | | 836 | | 771 | | 786 | | 806 | | 800 | | 831 | | 867 | | 904 | | 900 | |

| | Abflussjahr (*) 2000 Jahr | Datum | Winter | Sommer | Kalenderjahr 2000 Jahr | Datum |
|---|---|---|---|---|---|---|
| NTnw | 268 | 20.09.2000 | 278 | 268 | 260 | +20.12.2000 |
| NThw | 558 | 11.10.2000 | 595 | 558 | 551 | 20.12.2000 |
| M | 343 692 | | 359 702 | 327 682 | 340 688 | |
| HTnw | 573 | 30.01.2000 | 573 | 459 | 573 | 30.01.2000 |
| HThw | 904 | 30.01.2000 | 904 | 780 | 904 | 30.01.2000 |

| | 1991/2000 (*) 10 Jahre Jahr | Datum | Winter | Sommer | 1991/2000 Jahr | Datum |
|---|---|---|---|---|---|---|
| NTnw | 205 | 17.12.1997 | 205 | 235 | 205 | 17.12.1997 |
| NThw | 494 | 17.12.1997 | 494 | 541 | 494 | 26.01.1996 |
| MN | 258 529 | | 268 540 | 269 579 | 252 532 | |
| M | 353 682 | | 371 682 | 334 681 | 352 682 | |
| MH | 612 886 | | 592 874 | 504 809 | 610 883 | |
| HTnw | 702 | 28.01.1994 | 702 | 600 | 702 | 28.01.1994 |
| HThw | 958 | 28.01.1994 | 958 | 867 | 958 | 28.01.1994 |

## Extremwerte **)

| | NTnw cm | Datum | NThw cm | Datum | HTnw cm | Datum | HThw cm | Datum |
|---|---|---|---|---|---|---|---|---|
| 1 | 205 | 17.12.1997 | 391 | 07.12.1959 | 760 | 17.02.1962 | 958 | 28.10.1994 |
| 2 | 228 | 19.11.1997 | 432 | 01.02.1950 | 744 | 23.12.1954 | 930 | 04.01.1976 |
| 3 | 228 | 13.03.1996 | 443 | 15.03.1964 | 740 | 03.01.1976 | 922 | 10.01.1995 |
| 4 | 229 | e 17.12.1997 | 447 | 17.11.1965 | 713 | 02.02.1983 | 920 | 03.01.1976 |
| 5 | 230 | 18.12.1997 | 448 | 10.02.1947 | 711 | 24.11.1981 | 916 | 28.02.1990 |
| 6 | 232 | 20.01.1996 | 450 | 08.03.1952 | 702 | 28.01.1994 | 914 | 27.02.1990 |
| 7 | 234 | 19.11.1997 | 452 | 15.03.1964 | 702 | 07.12.1973 | 911 | 05.02.1999 |
| 8 | 235 | 21.10.1999 | 454 | 25.01.1942 | 700 | 17.02.1962 | 910 | 29.01.1994 |
| 9 | 235 | 12.03.1996 | 456 | 17.01.1972 | 698 | 26.02.1990 | 905 | 02.01.1995 |
| 10 | 237 | e 21.01.1996 | 457 | 19.01.1963 | 695 | 06.01.1948 | 904 | 30.01.2000 |

## Häufigkeitstabelle (Unterschreitungstiden)

### Tideniedrigwasser

| cm a.P. | 1999 Nov | Dez | 2000 Jan | Feb | Mrz | Apr | Mai | Jun | Jul | Aug | Sep | Okt | Nov | Dez | Abflussjahr (*) 2000 Wi | So | Jahr | Kalenderjahr 2000 Jahr | 1991/2000 10 Jahre |
|---|---|---|---|---|---|---|---|---|---|---|---|---|---|---|---|---|---|---|---|
| 900 | | | | | | | | | | | | | | | | | | | |
| 880 | | | | | | | | | | | | | | | | | | | |
| 860 | | | | | | | | | | | | | | | | | | | |
| 840 | | | | | | | | | | | | | | | | | | | |
| 820 | | | | | | | | | | | | | | | | | | | |
| 800 | | | | | | | | | | | | | | | | | | | |
| 780 | | | | | | | | | | | | | | | | | | | |
| 760 | | | | | | | | | | | | | | | | | | | |
| 740 | | | | | | | | | | | | | | | | | | | |
| 720 | | | | | | | | | | | | | | | | | | | 705.8 |
| 700 | | | | | | | | | | | | | | | | | | | 705.7 |
| 680 | | | | | | | | | | | | | | | | | | | 705.5 |
| 660 | | | | | | | | | | | | | | | | | | | 705.5 |
| 640 | | | | | | | | | | | | | | | | | | | 705.5 |
| 620 | | | | | | | | | | | | | | | | | | | 705.3 |
| 600 | | | | | | | | | | | | | | | | | | | 705.0 |
| 580 | | | 60 | | | | | | | | | | | | 352 | | 708 | 707 | 704.3 |
| 560 | | | 59 | | 60 | | | | | | | | | | 351 | | 707 | 706 | 703.1 |
| 540 | | 60 | 59 | | 59 | | | | | | | | | | 350 | | 706 | 705 | 701.8 |
| 520 | | 59 | 59 | 56 | 59 | | | | | | | | | | 349 | | 705 | 705 | 699.2 |
| 500 | | 58 | 58 | 55 | 59 | | | | | | | | | | 346 | | 702 | 703 | 694.4 |
| 480 | | 57 | 58 | 55 | 56 | | | | | | | | | 59 | 342 | | 698 | 700 | 686.3 |
| 460 | 58 | 57 | 58 | 54 | 54 | | | | | | | 60 | | 58 | 339 | 356 | 695 | 696 | 673.8 |
| 440 | 57 | 57 | 57 | 50 | 50 | | 60 | | 60 | | | 59 | | 58 | 329 | 355 | 684 | 686 | 658.1 |
| 420 | 56 | 52 | 55 | 47 | 43 | | 59 | | 59 | | 58 | 58 | | 57 | 311 | 352 | 663 | 670 | 632.3 |
| 400 | 53 | 44 | 53 | 41 | 34 | | 58 | | 58 | | 57 | 57 | | 54 | 283 | 348 | 631 | 646 | 601.9 |
| 380 | 48 | 32 | 46 | 33 | 26 | 58 | 57 | 58 | 58 | | 55 | 50 | 58 | 51 | 243 | 338 | 581 | 610 | 556.3 |
| 360 | 46 | 19 | 36 | 23 | 14 | 55 | 56 | 55 | 55 | 60 | 52 | 46 | 54 | 42 | 193 | 324 | 517 | 548 | 479.7 |
| 340 | 37 | 12 | 30 | 7 | 5 | 49 | 52 | 42 | 44 | 56 | 48 | 34 | 43 | 27 | 140 | 276 | 416 | 437 | 357.5 |
| 320 | 21 | 8 | 19 | | 2 | 39 | 39 | 23 | 16 | 26 | 19 | 15 | 14 | 15 | 89 | 138 | 227 | 227 | 180.6 |
| 300 | 3 | 3 | 2 | | | 17 | 17 | 7 | | 2 | 4 | 1 | 3 | 6 | 25 | 31 | 56 | 59 | 48.8 |
| 280 | | | | | | 1 | 1 | | | | 1 | | | 3 | 1 | 2 | 3 | 6 | 10.4 |
| 260 | | | | | | | | | | | | | | | | | | | 2.7 |
| 240 | | | | | | | | | | | | | | | | | | | 1.1 |
| 220 | | | | | | | | | | | | | | | | | | | 0.1 |
| 200 | | | | | | | | | | | | | | | | | | | |
| 180 | | | | | | | | | | | | | | | | | | | |
| 160 | | | | | | | | | | | | | | | | | | | |
| 140 | | | | | | | | | | | | | | | | | | | |
| 120 | | | | | | | | | | | | | | | | | | | |
| 100 | | | | | | | | | | | | | | | | | | | |
| 80 | | | | | | | | | | | | | | | | | | | |
| 60 | | | | | | | | | | | | | | | | | | | |
| 40 | | | | | | | | | | | | | | | | | | | |
| 20 | | | | | | | | | | | | | | | | | | | |

### Tidehochwasser

| cm a.P. | 1999 Nov | Dez | 2000 Jan | Feb | Mrz | Apr | Mai | Jun | Jul | Aug | Sep | Okt | Nov | Dez | Abflussjahr (*) 2000 Wi | So | Jahr | Kalenderjahr 2000 Jahr | 1991/2000 10 Jahre |
|---|---|---|---|---|---|---|---|---|---|---|---|---|---|---|---|---|---|---|---|
| 1200 | | | | | | | | | | | | | | | | | | | |
| 1180 | | | | | | | | | | | | | | | | | | | |
| 1160 | | | | | | | | | | | | | | | | | | | |
| 1140 | | | | | | | | | | | | | | | | | | | |
| 1120 | | | | | | | | | | | | | | | | | | | |
| 1100 | | | | | | | | | | | | | | | | | | | |
| 1080 | | | | | | | | | | | | | | | | | | | |
| 1060 | | | | | | | | | | | | | | | | | | | |
| 1040 | | | | | | | | | | | | | | | | | | | |
| 1020 | | | | | | | | | | | | | | | | | | | |
| 1000 | | | | | | | | | | | | | | | | | | | |
| 980 | | | | | | | | | | | | | | | | | | | |
| 960 | | | | | | | | | | | | | | | | | | | 705.9 |
| 940 | | | | | | | | | | | | | | | | | | | 705.8 |
| 920 | | 60 | 60 | | | | | | | | | | | | 352 | | 707 | 707 | 705.7 |
| 900 | | 59 | 59 | | | | | | | | | | | | 350 | | 705 | 706 | 705.2 |
| 880 | | 59 | 59 | | | | | | | | | | | | 350 | | 705 | 706 | 705.0 |
| 860 | | 59 | 59 | 56 | | | | | | | | | | | 350 | | 705 | 706 | 704.3 |
| 840 | | 59 | 59 | 54 | | | | | | | | | | 60 | 348 | | 703 | 704 | 702.7 |
| 820 | | 58 | 59 | 54 | 60 | | | | | | | | | 57 | 347 | | 702 | 701 | 700.3 |
| 800 | | 56 | 59 | 54 | 57 | | | | | | | 60 | | 56 | 342 | 355 | 697 | 697 | 696.5 |
| 780 | 58 | 53 | 57 | 53 | 56 | | | | | | | 59 | | 55 | 335 | 354 | 689 | 691 | 691.0 |
| 760 | 56 | 49 | 53 | 50 | 53 | 58 | | | 60 | | 58 | 59 | | 54 | 319 | 354 | 673 | 680 | 679.4 |
| 740 | 55 | 40 | 48 | 45 | 49 | 57 | | 57 | 58 | 60 | 57 | 59 | 58 | 49 | 294 | 351 | 645 | 657 | 654.7 |
| 720 | 48 | 29 | 37 | 35 | 42 | 55 | 60 | 55 | 53 | 55 | 53 | 53 | 55 | 41 | 246 | 329 | 575 | 594 | 605.5 |
| 700 | 34 | 21 | 31 | 25 | 30 | 45 | 44 | 42 | 35 | 43 | 47 | 45 | 48 | 34 | 186 | 256 | 442 | 469 | 509.8 |
| 680 | 24 | 9 | 15 | 16 | 21 | 26 | 28 | 20 | 14 | 21 | 32 | 32 | 35 | 22 | 111 | 147 | 258 | 282 | 344.0 |
| 660 | 12 | 8 | 3 | 6 | 9 | 12 | 12 | 9 | 6 | 9 | 17 | 24 | 19 | 10 | 50 | 77 | 127 | 136 | 182.3 |
| 640 | 6 | 2 | | 2 | 6 | 3 | 5 | 1 | | 3 | 8 | 14 | 9 | 8 | 19 | 31 | 50 | 59 | 77.5 |
| 620 | 2 | 1 | | | 3 | 1 | 2 | 1 | | | 6 | 5 | 4 | 5 | 7 | 14 | 21 | 27 | 33.7 |
| 600 | | 1 | | | 1 | | | | | | 1 | 2 | 1 | 1 | 2 | 3 | 5 | 6 | 16.1 |
| 580 | | | | | | | | | | | 1 | 2 | | 1 | | 3 | 3 | 4 | 7.6 |
| 560 | | | | | | | | | | | | 1 | | 1 | | 1 | 1 | 2 | 4.7 |
| 540 | | | | | | | | | | | | | | | | | | | 1.7 |
| 520 | | | | | | | | | | | | | | | | | | | 0.5 |
| 500 | | | | | | | | | | | | | | | | | | | 0.3 |
| 480 | | | | | | | | | | | | | | | | | | | |
| 460 | | | | | | | | | | | | | | | | | | | |
| 440 | | | | | | | | | | | | | | | | | | | |
| 420 | | | | | | | | | | | | | | | | | | | |
| 400 | | | | | | | | | | | | | | | | | | | |
| 380 | | | | | | | | | | | | | | | | | | | |
| 360 | | | | | | | | | | | | | | | | | | | |
| 340 | | | | | | | | | | | | | | | | | | | |
| 320 | | | | | | | | | | | | | | | | | | | |

(*) Abflußjahr: 1.11. des Vorjahres bis 31.10.

**) Extremwerte ab 1931

e = Wert ist ergänzt

eisfrei

PNP : NN - 5.02 m

W Tide

cm

Pegel : Leerort

Gewässer : Ems

Gebiet : Untere Ems

Nr. 39100105

## Hauptwerte

| | 1999 Nov Tnw | 1999 Nov Thw | 1999 Dez Tnw | 1999 Dez Thw | 2000 Jan Tnw | 2000 Jan Thw | 2000 Feb Tnw | 2000 Feb Thw | 2000 Mrz Tnw | 2000 Mrz Thw | 2000 Apr Tnw | 2000 Apr Thw | 2000 Mai Tnw | 2000 Mai Thw | 2000 Jun Tnw | 2000 Jun Thw | 2000 Jul Tnw | 2000 Jul Thw | 2000 Aug Tnw | 2000 Aug Thw | 2000 Sep Tnw | 2000 Sep Thw | 2000 Okt Tnw | 2000 Okt Thw | 2000 Nov Tnw | 2000 Nov Thw | 2000 Dez Tnw | 2000 Dez Thw |
|---|---|---|---|---|---|---|---|---|---|---|---|---|---|---|---|---|---|---|---|---|---|---|---|---|---|---|---|---|
| Tag | 28. | 16. | 23. | 23. | 24. | 15. | 23. | 27. | 24. | 29. | 11. | 28. | 6.+ | 27. | 4. | 9. | 31. | 23. | 26. | 26. | 20. | 20. | 11.+ | 11. | 26. | 6. | 21. | 20. |
| N | 286 | 606 | 274 | 574 | 293 | 621 | 294 | 600 | 291 | 579 | 277 | 594 | 279 | 609 | 285 | 603 | 294 | 637 | 281 | 611 | 259 | 552 | 297 | 539 | 285 | 567 | 243 | 538 |
| M | 342 | 676 | 370 | 712 | 347 | 693 | 359 | 695 | 368 | 687 | 313 | 667 | 317 | 668 | 328 | 677 | 331 | 685 | 321 | 674 | 323 | 663 | 344 | 665 | 326 | 659 | 342 | 687 |
| H | 460 | 775 | 533 | 930 | 581 | 917 | 510 | 862 | 544 | 795 | 357 | 737 | 448 | 710 | 384 | 711 | 426 | 750 | 362 | 716 | 405 | 741 | 474 | 771 | 380 | 723 | 470 | 832 |
| Tag | 18. | 7. | 4. | 3. | 29. | 30. | 9. | 9. | 3. | 3. | 29. | 5. | 29. | 28. | 26. | 3. | 11. | 19. | 25. | 2.+ | 8. | 3. | 30. | 26. | 3. | 1. | 15. | 15. |

| | 1990/1999 | | | | 1991/2000 10 Jahre | | | | | | | | | | | | | | | | | | | | | | | |
|---|---|---|---|---|---|---|---|---|---|---|---|---|---|---|---|---|---|---|---|---|---|---|---|---|---|---|---|---|
| Jahr | 1997 | 1997 | 1997 | 1997 | 1996 | 1996 | 1994 | 1994 | 1996 | 1996 | 1998 | 1991+ | 1998 | 1993 | 1997 | 1991 | 1995 | 1991 | 1997 | 1996 | 2000 | 2000 | 1999 | 1999 | 1997 | 1997 | 1997 | 1997 |
| N | 230 | 525 | 183 | 467 | 237 | 489 | 231 | 476 | 226 | 521 | 264 | 577 | 257 | 586 | 276 | 599 | 290 | 604 | 277 | 599 | 259 | 552 | 233 | 516 | 230 | 525 | 183 | 467 |
| MN | 287 | 578 | 283 | 569 | 300 | 570 | 294 | 572 | 282 | 561 | 288 | 595 | 286 | 604 | 294 | 619 | 302 | 623 | 298 | 618 | 294 | 590 | 280 | 565 | 283 | 576 | 277 | 568 |
| M | 354 | 671 | 360 | 678 | 368 | 673 | 360 | 674 | 348 | 671 | 331 | 668 | 321 | 665 | 331 | 673 | 332 | 674 | 338 | 673 | 341 | 672 | 349 | 673 | 348 | 669 | 356 | 679 |
| MH | 469 | 784 | 500 | 822 | 521 | 828 | 501 | 818 | 459 | 789 | 413 | 770 | 387 | 722 | 389 | 732 | 390 | 738 | 396 | 749 | 441 | 766 | 486 | 790 | 455 | 777 | 489 | 815 |
| H | 544 | 837 | 583 | 930 | 645 | 1002 | 650 | 930 | 544 | 916 | 480 | 824 | 448 | 744 | 423 | 754 | 426 | 803 | 429 | 774 | 501 | 833 | 604 | 875 | 544 | 837 | 565 | 930 |
| Jahr | 1992 | 1992 | 1990 | 1999 | 1995 | 1994 | 1993 | 1999 | 2000 | 1994 | 1995 | 1994 | 2000 | 1991 | 1994 | 1995 | 2000 | 1998 | 1994 | 1994 | 1994 | 1995 | 1991 | 1996 | 1992 | 1992 | 1993 | 1999 |
| HThw ab 1900 | 972 | | 955 | | 1002 | | 1007 | | 1006 | | 868 | | 774 | | 788 | | 808 | | 828 | | 925 | | 888 | | 972 | | 955 | |

| | Abflussjahr (*) 2000 Jahr | Datum | Winter | Sommer | Kalenderjahr 2000 Jahr | Datum |
|---|---|---|---|---|---|---|
| NTnw | 259 | 20.09.2000 | 274 | 259 | 243 | 21.12.2000 |
| NThw | 539 | 11.10.2000 | 574 | 539 | 538 | 20.12.2000 |
| M | 339 | 680 | 350 | 688 | 327 | 672 | 335 | 677 |
| HTnw | 581 | 29.01.2000 | 581 | 474 | 581 | 29.01.2000 |
| HThw | 930 | 03.12.1999 | 930 | 771 | 917 | 30.01.2000 |

| | 1991/2000 (*) 10 Jahre Jahr | Datum | Winter | Sommer | 1991/2000 Jahr | Datum |
|---|---|---|---|---|---|---|
| NTnw | 183 | 17.12.1997 | 183 | 233 | 183 | 17.12.1997 |
| NThw | 467 | 17.12.1997 | 467 | 516 | 467 | 17.12.1997 |
| MN | 250 | 513 | 255 | 525 | 272 | 561 | 246 | 516 |
| M | 344 | 672 | 354 | 672 | 335 | 672 | 344 | 672 |
| MH | 597 | 907 | 576 | 895 | 504 | 806 | 597 | 900 |
| HTnw | 650 | 21.02.1993 | 650 | 604 | 650 | 21.02.1993 |
| HThw | 1002 | 28.01.1994 | 1002 | 875 | 1002 | 28.01.1994 |

## Extremwerte **)

| | NTnw cm | | Datum | NThw cm | | Datum | HTnw cm | Datum | HThw cm | Datum |
|---|---|---|---|---|---|---|---|---|---|---|
| 1 | 183 | e | 17.12.1997 | 382 | | 07.12.1959 | 724 | 23.12.1954 | 1007 | 16.02.1962 |
| 2 | 205 | e | 17.12.1997 | 387 | | 18.11.1916 | 699 | 06.11.1985 | 1006 | 13.03.1906 |
| 3 | 212 | | 19.11.1916 | 393 | | 18.01.1912 | 690 | 17.02.1962 | 1002 | 28.01.1994 |
| 4 | 224 | | 15.03.1964 | 398 | | 25.01.1937 | 685 | 26.02.1990 | 1001 | 28.01.1901 |
| 5 | 226 | e | 18.12.1997 | 400 | | 19.11.1916 | 677 | 10.10.1926 | 982 | 04.01.1976 |
| 6 | 226 | | 13.03.1996 | 407 | * | 08.01.1897 | 676 | 23.02.1967 | 972 | 03.01.1976 |
| 7 | 226 | | 08.12.1959 | 415 | | 10.02.1947 | 674 | 14.02.1989 | 972 | 19.11.1973 |
| 8 | 230 | | 19.11.1997 | 418 | | 31.01.1950 | 674 | 02.11.1965 | 970 | 10.01.1995 |
| 9 | 231 | | 15.02.1994 | 424 | | 15.03.1964 | 670 | * 03.02.1898 | 965 | 13.01.1916 |
| 10 | 233 | | 21.10.1999 | 424 | | 06.01.1947 | 662 | 10.02.1949 | 964 | 04.02.1944 |

## Häufigkeitstabelle (Unterschreitungstiden)

### Tideniedrigwasser

| cm a.P. | 1999 Nov | 1999 Dez | 2000 Jan | Feb | Mrz | Apr | Mai | Jun | Jul | Aug | Sep | Okt | Nov | Dez | Abflussjahr (*) 2000 Wi | So | Jahr | Kalenderjahr 2000 Jahr | 1991/2000 10 Jahre |
|---|---|---|---|---|---|---|---|---|---|---|---|---|---|---|---|---|---|---|---|
| 900 | | | | | | | | | | | | | | | | | | | |
| 880 | | | | | | | | | | | | | | | | | | | |
| 860 | | | | | | | | | | | | | | | | | | | |
| 840 | | | | | | | | | | | | | | | | | | | |
| 820 | | | | | | | | | | | | | | | | | | | |
| 800 | | | | | | | | | | | | | | | | | | | |
| 780 | | | | | | | | | | | | | | | | | | | |
| 760 | | | | | | | | | | | | | | | | | | | |
| 740 | | | | | | | | | | | | | | | | | | | |
| 720 | | | | | | | | | | | | | | | | | | | |
| 700 | | | | | | | | | | | | | | | | | | | |
| 680 | | | | | | | | | | | | | | | | | | | |
| 660 | | | | | | | | | | | | | | | | | | | 705.9 |
| 640 | | | | | | | | | | | | | | | | | | | 705.6 |
| 620 | | | | | | | | | | | | | | | | | | | 705.6 |
| 600 | | | 60 | | | | | | | | | | | | 352 | | 708 | 708 | 705.4 |
| 580 | | | 59 | | | | | | | | | | | | 351 | | 707 | 707 | 704.9 |
| 560 | | | 59 | | 60 | | | | | | | | | | 351 | | 707 | 707 | 704.2 |
| 540 | | 60 | 59 | | 59 | | | | | | | | | | 350 | | 706 | 706 | 703.6 |
| 520 | | 58 | 59 | 56 | 59 | | | | | | | | | | 348 | | 704 | 706 | 701.8 |
| 500 | | 58 | 58 | 55 | 59 | | | | | | | | | | 346 | | 702 | 704 | 700.6 |
| 480 | 58 | 58 | 58 | 55 | 59 | | | | | | | 60 | | 60 | 346 | 356 | 702 | 704 | 697.4 |
| 460 | 57 | 57 | 58 | 55 | 57 | | 60 | | | | | 59 | | 59 | 342 | 355 | 697 | 700 | 691.6 |
| 440 | 57 | 55 | 57 | 53 | 53 | | 59 | | 60 | | | 59 | | 59 | 333 | 354 | 687 | 692 | 684.0 |
| 420 | 56 | 52 | 57 | 49 | 51 | | 58 | | 59 | | 58 | 58 | | 58 | 323 | 351 | 674 | 682 | 670.7 |
| 400 | 53 | 45 | 54 | 46 | 47 | | 58 | 58 | 58 | | 56 | 56 | 58 | 55 | 303 | 346 | 649 | 664 | 644.7 |
| 380 | 48 | 39 | 50 | 40 | 41 | | 57 | 55 | 58 | 60 | 55 | 50 | 57 | 52 | 276 | 335 | 611 | 633 | 599.3 |
| 360 | 45 | 27 | 44 | 33 | 32 | 58 | 55 | 53 | 55 | 59 | 53 | 44 | 52 | 43 | 239 | 319 | 558 | 581 | 522.4 |
| 340 | 33 | 15 | 33 | 24 | 17 | 52 | 52 | 38 | 48 | 55 | 49 | 34 | 46 | 31 | 174 | 276 | 450 | 479 | 385.8 |
| 320 | 15 | 9 | 21 | 9 | 5 | 38 | 37 | 25 | 20 | 26 | 27 | 17 | 24 | 13 | 97 | 152 | 249 | 262 | 188.3 |
| 300 | 2 | 6 | 4 | 2 | 2 | 15 | 16 | 8 | 1 | 3 | 8 | 2 | 6 | 5 | 31 | 38 | 69 | 72 | 54.0 |
| 280 | | 1 | | | | 1 | 2 | | | | 4 | | | 3 | 2 | 6 | 8 | 10 | 12.2 |
| 260 | | | | | | | | | | | 1 | | | 2 | | 1 | 1 | 3 | 3.2 |
| 240 | | | | | | | | | | | | | | | | | | | 1.3 |
| 220 | | | | | | | | | | | | | | | | | | | 0.2 |
| 200 | | | | | | | | | | | | | | | | | | | 0.1 |
| 180 | | | | | | | | | | | | | | | | | | | |
| 160 | | | | | | | | | | | | | | | | | | | |
| 140 | | | | | | | | | | | | | | | | | | | |
| 120 | | | | | | | | | | | | | | | | | | | |
| 100 | | | | | | | | | | | | | | | | | | | |
| 80 | | | | | | | | | | | | | | | | | | | |
| 60 | | | | | | | | | | | | | | | | | | | |
| 40 | | | | | | | | | | | | | | | | | | | |
| 20 | | | | | | | | | | | | | | | | | | | |

### Tidehochwasser

| cm a.P. | 1999 Nov | 1999 Dez | 2000 Jan | Feb | Mrz | Apr | Mai | Jun | Jul | Aug | Sep | Okt | Nov | Dez | Abflussjahr (*) 2000 Wi | So | Jahr | Kalenderjahr 2000 Jahr | 1991/2000 10 Jahre |
|---|---|---|---|---|---|---|---|---|---|---|---|---|---|---|---|---|---|---|---|
| 1200 | | | | | | | | | | | | | | | | | | | |
| 1180 | | | | | | | | | | | | | | | | | | | |
| 1160 | | | | | | | | | | | | | | | | | | | |
| 1140 | | | | | | | | | | | | | | | | | | | |
| 1120 | | | | | | | | | | | | | | | | | | | |
| 1100 | | | | | | | | | | | | | | | | | | | |
| 1080 | | | | | | | | | | | | | | | | | | | |
| 1060 | | | | | | | | | | | | | | | | | | | |
| 1040 | | | | | | | | | | | | | | | | | | | |
| 1020 | | | | | | | | | | | | | | | | | | | 705.9 |
| 1000 | | | | | | | | | | | | | | | | | | | 705.8 |
| 980 | | | | | | | | | | | | | | | | | | | 705.8 |
| 960 | | | | | | | | | | | | | | | | | | | 705.7 |
| 940 | | 60 | | | | | | | | | | | | | 352 | | 707 | | 705.7 |
| 920 | | 59 | 60 | | | | | | | | | | | | 351 | | 706 | 707 | 705.4 |
| 900 | | 59 | 59 | | | | | | | | | | | | 350 | | 705 | 706 | 705.0 |
| 880 | | 59 | 59 | 56 | | | | | | | | | | | 350 | | 705 | 706 | 704.6 |
| 860 | | 59 | 59 | 55 | | | | | | | | | | | 349 | | 704 | 705 | 703.5 |
| 840 | | 59 | 59 | 54 | | | | | | | | | | 60 | 348 | | 703 | 704 | 702.3 |
| 820 | | 58 | 59 | 54 | | | | | | | | | | 57 | 347 | | 702 | 701 | 700.6 |
| 800 | | 56 | 59 | 54 | 60 | | | | | | | | | 57 | 345 | | 700 | 701 | 697.7 |
| 780 | 58 | 53 | 58 | 53 | 57 | | | | | | | 60 | | 55 | 337 | 355 | 692 | 694 | 693.1 |
| 760 | 56 | 49 | 57 | 53 | 55 | | | | 59 | | 58 | 59 | | 54 | 328 | 354 | 682 | 689 | 685.2 |
| 740 | 56 | 45 | 52 | 50 | 53 | 58 | | | 57 | | 57 | 59 | 58 | 52 | 314 | 351 | 665 | 674 | 668.9 |
| 720 | 53 | 37 | 47 | 43 | 47 | 57 | 60 | 58 | 56 | 60 | 55 | 54 | 57 | 46 | 284 | 343 | 627 | 640 | 634.3 |
| 700 | 46 | 26 | 37 | 34 | 39 | 53 | 54 | 49 | 44 | 53 | 50 | 48 | 51 | 39 | 235 | 298 | 533 | 551 | 566.5 |
| 680 | 29 | 15 | 29 | 20 | 27 | 38 | 42 | 26 | 20 | 37 | 41 | 39 | 45 | 29 | 158 | 205 | 363 | 393 | 430.3 |
| 660 | 20 | 9 | 11 | 12 | 13 | 20 | 17 | 13 | 9 | 16 | 26 | 25 | 27 | 18 | 85 | 106 | 191 | 207 | 257.8 |
| 640 | 10 | 5 | 2 | 5 | 9 | 8 | 7 | 3 | 3 | 3 | 12 | 17 | 13 | 10 | 39 | 45 | 84 | 92 | 128.7 |
| 620 | 3 | 2 | | 1 | 5 | 3 | 4 | 1 | | 1 | 6 | 8 | 7 | 6 | 14 | 20 | 34 | 42 | 53.5 |
| 600 | | 1 | | | 3 | 1 | | | | | 2 | 3 | 2 | 4 | 5 | 5 | 10 | 15 | 25.5 |
| 580 | | 1 | | | 1 | | | | | | 1 | 2 | 1 | 1 | 2 | 3 | 5 | 6 | 14.6 |
| 560 | | | | | | | | | | | 1 | 2 | | 1 | | 3 | 3 | 4 | 6.9 |
| 540 | | | | | | | | | | | | 1 | | 1 | | 1 | 1 | 2 | 3.3 |
| 520 | | | | | | | | | | | | | | | | | | | 1.1 |
| 500 | | | | | | | | | | | | | | | | | | | 0.4 |
| 480 | | | | | | | | | | | | | | | | | | | 0.2 |
| 460 | | | | | | | | | | | | | | | | | | | |
| 440 | | | | | | | | | | | | | | | | | | | |
| 420 | | | | | | | | | | | | | | | | | | | |
| 400 | | | | | | | | | | | | | | | | | | | |
| 380 | | | | | | | | | | | | | | | | | | | |
| 360 | | | | | | | | | | | | | | | | | | | |
| 340 | | | | | | | | | | | | | | | | | | | |
| 320 | | | | | | | | | | | | | | | | | | | |

(*) Abflußjahr: 1.11. des Vorjahres bis 31.10.
**) Extremwerte ab 1900
* außerhalb der Vergleichsreihe
e = Wert ist ergänzt
eisfrei

BfG Koblenz

PNP : NN - 5.02 m

W Tide
cm

Pegel : Leerort
Gewässer : Ems
Gebiet : Untere Ems

Nr.39100105

| Tag | 1999 November Tnw Zeit | cm | Thw Zeit | cm | Dezember Tnw Zeit | cm | Thw Zeit | cm | 2000 Januar Tnw Zeit | cm | Thw Zeit | cm | Februar Tnw Zeit | cm | Thw Zeit | cm | März Tnw Zeit | cm | Thw Zeit | cm | April Tnw Zeit | cm | Thw Zeit | cm | Mai Tnw Zeit | cm | Thw Zeit | cm | Tag |
|---|---|---|---|---|---|---|---|---|---|---|---|---|---|---|---|---|---|---|---|---|---|---|---|---|---|---|---|---|---|
| 1. | 0.45 | 393 | 5.54 | 719 | 0.52 | 435 | 7.05 | 812 | 2.57 | 329 | 8.20 | 651 | 4.08 | 393 | 8.30 | 651 | 2.15 | 430 | 8.06 | 670 | 5.38 | 347 | 10.50 | 655 | 5.51 | 303 | 11.05 | 651 | 1. |
| | 13.35 | 355 | 19.20 | 632 | 13.16 | 520 | 19.16 | 781 | 15.44 | 355 | 21.13 | 662 | 16.40 | 358 | 21.45 | 664 | 15.22 | 447 | 21.22 | 731 | 18.00 | 353 | 23.03 | 673 | 18.13 | 311 | 23.14 | 675 | |
| 2. | 1.21 | 371 | 6.57 | 721 | 2.35 | 447 | 8.15 | 784 | 4.15 | 346 | 9.25 | 657 | 5.33 | 375 | 10.15 | 704 | 4.52 | 443 | 9.45 | 682 | 6.42 | 328 | 11.36 | 642 | 6.44 | 298 | 11.53 | 661 | 2. |
| | 14.27 | 393 | 20.22 | 699 | 15.20 | 447 | 20.54 | 737 | 16.46 | 352 | 22.16 | 660 | 17.33 | 428 | 22.44 | 751 | 17.24 | 366 | 22.15 | 634 | 18.54 | 331 | 23.54 | 668 | 19.05 | 311 | - | - | |
| 3. | 3.06 | 414 | 8.24 | 707 | 3.15 | 439 | 8.27 | 719 | 5.17 | 359 | 10.05 | 655 | 6.34 | 443 | 11.03 | 730 | 5.06 | 417 | 10.00 | 728 | 7.28 | 318 | - | - | 7.36 | 300 | 0.04 | 688 | 3. |
| | 16.16 | 354 | 21.46 | 638 | 15.08 | 429 | 21.05 | 930 | 18.06 | 339 | 23.56 | 675 | 19.16 | 348 | 23.36 | 672 | 18.30 | 544 | 23.15 | 795 | 19.40 | 330 | 12.27 | 647 | 19.58 | 300 | 12.35 | 672 | |
| 4. | 4.40 | 345 | 10.06 | 671 | 4.11 | 533 | 9.15 | 822 | 6.08 | 415 | 11.00 | 753 | 7.27 | 320 | - | - | 6.45 | 473 | - | - | 8.01 | 329 | 0.33 | ● 691 | 8.26 | 294 | 0.49 | ● 688 | 4. |
| | 17.34 | 327 | 22.55 | 644 | 17.45 | 402 | 22.20 | 718 | 19.06 | 349 | - | - | 19.44 | 370 | 12.16 | 668 | 19.15 | 453 | 12.04 | 760 | 20.03 | 351 | 12.56 | 683 | 20.46 | 285 | 13.05 | 675 | |
| 5. | 5.56 | 324 | 11.10 | 645 | 5.45 | 366 | 11.25 | 773 | 7.28 | 377 | 0.10 | 677 | 8.19 | 370 | 0.30 | ● 717 | 8.04 | 398 | 0.10 | 759 | 8.55 | 353 | 1.05 | 737 | 9.11 | 281 | 1.31 | 683 | 5. |
| | 18.25 | 308 | 23.54 | 607 | 19.04 | 352 | 23.45 | 681 | 19.30 | 350 | 11.57 | 688 | 20.27 | 338 | 12.40 | 684 | 20.20 | 351 | 12.07 | 695 | 21.16 | 328 | 13.57 | 707 | 21.31 | 281 | 14.01 | 665 | |
| 6. | 6.25 | 341 | - | - | 6.50 | 317 | - | - | 7.55 | 316 | 23.55 | * 656 | 8.59 | 334 | 1.14 | 689 | 8.26 | 351 | 0.25 | ● 689 | 9.33 | 308 | 1.46 | 702 | 9.51 | 280 | 2.13 | 675 | 6. |
| | 18.13 | 419 | 12.10 | 714 | 19.04 | 387 | 12.25 | 694 | 19.53 | 356 | 12.46 | ● 641 | 21.14 | 332 | 13.46 | 677 | 20.37 | 387 | 12.32 | 698 | 21.53 | 305 | 14.23 | 683 | 22.14 | 279 | 14.40 | 661 | |
| 7. | 7.20 | 426 | 0.05 | 775 | 7.24 | 417 | 0.20 | ● 743 | 8.30 | 370 | 1.02 | 729 | 9.28 | 334 | 1.47 | 700 | 9.05 | 380 | 1.30 | 725 | 10.14 | 306 | 2.37 | 701 | 10.30 | 285 | 3.04 | 667 | 7. |
| | 20.05 | 340 | 12.26 | 737 | 19.40 | 398 | 12.33 | 755 | 20.43 | 330 | 12.50 | 683 | 21.25 | 358 | 14.13 | 696 | 21.24 | 397 | 13.42 | 724 | 22.37 | 293 | 15.00 | 679 | 22.58 | 279 | 15.20 | 665 | |
| 8. | 8.22 | 322 | 1.06 | ● 682 | 8.12 | 415 | 0.54 | 763 | 8.50 | 359 | 1.28 | 669 | 10.08 | 382 | 2.16 | 756 | 9.39 | 365 | 1.43 | 714 | 10.53 | 294 | 3.19 | 683 | 11.12 | 291 | 3.49 | 662 | 8. |
| | 20.40 | 323 | 13.24 | 694 | 20.30 | 341 | 12.36 | 732 | 21.13 | 373 | 13.50 | 704 | 21.12 | 416 | 14.30 | 680 | 21.45 | 404 | 14.22 | 721 | 23.12 | 297 | 15.39 | 683 | 23.37 | 283 | 16.01 | 664 | |
| 9. | 8.56 | 330 | 1.45 | 688 | 8.41 | 353 | 1.15 | 689 | 9.44 | 376 | 2.13 | 759 | 9.57 | 510 | 3.30 | 847 | 10.02 | 467 | 2.54 | 793 | 11.26 | 290 | 3.56 | 679 | 11.53 | 300 | 4.42 | 651 | 9. |
| | 21.15 | 333 | 14.02 | 696 | 20.40 | 371 | 13.25 | 692 | 21.57 | 340 | 14.20 | 716 | 23.05 | 429 | 15.22 | 862 | 22.39 | 379 | 14.15 | 754 | 23.47 | 282 | 16.14 | 658 | - | - | 16.57 | 674 | |
| 10. | 9.39 | 328 | 2.14 | 693 | 8.54 | 407 | 1.49 | 715 | 10.30 | 306 | 2.40 | 715 | 11.24 | 308 | 3.10 | 731 | 11.10 | 350 | 3.10 | 730 | - | - | 4.40 | 652 | 0.26 | 295 | 5.32 | 652 | 10. |
| | 21.45 | 314 | 14.30 | 663 | 21.35 | 364 | 13.55 | 745 | 22.33 | 296 | 15.03 | 652 | 23.03 | 361 | 16.00 | 630 | 23.15 | 325 | 14.57 | 661 | 12.00 | 294 | 16.45 | 660 | 12.36 | 314 | 17.39 | 676 | |
| 11. | 10.08 | 305 | 2.49 | 659 | 10.05 | 315 | 2.20 | 716 | 10.57 | 311 | 3.27 | 672 | 11.54 | 406 | 4.50 | 782 | 11.36 | 404 | 4.30 | 695 | 0.22 | 277 | 5.30 | 654 | 1.15 | 303 | 6.27 | 644 | 11. |
| | 22.10 | 303 | 14.56 | 645 | 21.39 | 336 | 14.45 | 645 | 23.05 | 316 | 15.32 | 658 | - | - | 16.04 | 727 | - | - | 16.27 | 784 | 12.41 | 306 | 17.48 | 669 | 13.29 | 322 | 18.43 | 666 | |
| 12. | 10.25 | 305 | 3.10 | 656 | 10.32 | 370 | 3.35 | 732 | 11.36 | 315 | 3.55 | 677 | 0.05 | 335 | 4.35 | 683 | 0.13 | 390 | 4.10 | 710 | 1.15 | 305 | 6.03 | 641 | 2.19 | 294 | 7.31 | 615 | 12. |
| | 22.38 | 308 | 15.30 | 649 | 22.07 | 384 | 15.15 | 703 | 23.33 | 331 | 16.22 | 640 | 12.30 | 311 | 17.40 | 647 | 12.16 | 344 | 16.45 | 656 | 13.30 | 310 | 19.02 | 660 | 14.33 | 302 | 19.57 | 646 | |
| 13. | 10.51 | 320 | 3.43 | 660 | 11.15 | 377 | 3.25 | 768 | - | - | 4.33 | 679 | 0.32 | 388 | 5.53 | 755 | 0.32 | 343 | 5.13 | 668 | 2.15 | 307 | 7.13 | 611 | 3.36 | 283 | 8.59 | 611 | 13. |
| | 22.58 | 343 | 16.00 | 656 | 23.23 | 346 | 15.43 | 696 | 12.04 | 326 | 16.46 | 645 | 12.54 | 421 | 17.40 | 736 | 12.54 | 357 | 17.28 | 663 | 14.27 | 333 | 19.50 | 658 | 15.57 | 307 | 21.27 | 664 | |
| 14. | 11.33 | 353 | 4.12 | 688 | 11.44 | 365 | 3.49 | 681 | 0.07 | 320 | 5.07 | 663 | 1.28 | 387 | 6.12 | 707 | 1.20 | 366 | 6.22 | 683 | 3.23 | 326 | 8.54 | 660 | 4.56 | 296 | 10.22 | 639 | 14. |
| | 23.25 | 337 | 16.23 | 637 | 23.36 | 367 | 16.13 | 680 | 12.40 | 310 | 17.36 | 630 | 14.07 | 333 | 18.43 | 635 | 13.50 | 381 | 19.16 | 719 | 16.00 | 346 | 21.25 | 693 | 17.24 | 313 | 22.40 | 671 | |
| 15. | 11.57 | 320 | 4.44 | 657 | - | - | 4.39 | 710 | 0.58 | 307 | 6.07 | 661 | 2.17 | 312 | 8.05 | 691 | 2.44 | 443 | 7.34 | 770 | 5.12 | 314 | 10.21 | 656 | 6.09 | 295 | 11.27 | 648 | 15. |
| | 23.59 | 331 | 17.12 | 624 | 12.17 | 363 | 17.07 | 682 | 13.40 | 300 | 18.48 | 621 | 14.56 | 402 | 19.46 | 695 | 15.20 | 423 | 20.05 | 698 | 17.40 | 313 | 22.47 | 674 | 18.29 | 310 | 23.34 | 679 | |
| 16. | - | - | 5.30 | 656 | 0.34 | 360 | 5.24 | 673 | 1.45 | 305 | 7.15 | 667 | 4.03 | 333 | 10.30 | 701 | 4.06 | 408 | 8.40 | 694 | 6.20 | 305 | 11.47 | 677 | 7.00 | 301 | - | - | 16. |
| | 12.33 | 343 | 17.46 | 606 | 13.00 | 330 | 18.20 | 642 | 14.28 | 324 | 20.12 | 660 | 16.43 | 444 | 21.10 | 714 | 16.30 | 370 | 21.53 | 677 | 18.46 | 339 | 23.39 | 692 | 19.25 | 312 | 12.11 | 671 | |
| 17. | 0.10 | 364 | 6.23 | 677 | 1.14 | 356 | 6.17 | 692 | 2.53 | 371 | 8.20 | 721 | 5.14 | 372 | 10.16 | 714 | 5.20 | 373 | 10.25 | 700 | 7.28 | 297 | - | - | 7.38 | 317 | 0.26 | 700 | 17. |
| | 13.13 | 390 | 19.13 | 703 | 12.53 | 405 | 19.23 | 709 | 15.50 | 380 | 21.10 | 729 | 17.49 | 379 | 23.00 | 694 | 18.08 | 377 | 22.47 | 701 | 19.44 | 330 | 12.32 | 673 | 19.59 | 362 | 13.15 | 703 | |
| 18. | 1.26 | 460 | 7.32 | 715 | 0.43 | 475 | 7.02 | 785 | 4.15 | 402 | 9.50 | 767 | 6.53 | 324 | 11.22 | 621 | 6.47 | 349 | 11.46 | 712 | 8.06 | 310 | 0.26 | ○ 690 | 8.19 | 322 | 0.50 | ○ 689 | 18. |
| | 14.45 | 415 | 20.38 | 670 | 15.41 | 406 | 20.30 | 706 | 17.35 | 394 | 22.16 | 727 | 18.50 | 340 | - | - | 19.22 | 368 | 23.48 | 699 | 20.28 | 305 | 13.01 | 664 | 20.40 | 338 | 13.20 | 675 | |
| 19. | 3.16 | 393 | 8.40 | 661 | 3.40 | 370 | 9.02 | 716 | 5.50 | 328 | 11.00 | 698 | 7.52 | 344 | 0.02 | ○ 698 | 7.42 | 324 | - | - | 8.48 | 292 | 1.16 | 684 | 8.59 | 321 | 1.37 | 696 | 19. |
| | 15.50 | 348 | 21.22 | 624 | 16.20 | 380 | 21.35 | 720 | 18.25 | 305 | 23.33 | 680 | 20.03 | 375 | 13.00 | 712 | 20.08 | 331 | 12.40 | 660 | 21.09 | 299 | 13.50 | 673 | 21.24 | 326 | 14.18 | 689 | |
| 20. | 4.49 | 320 | 10.04 | 622 | 4.56 | 384 | 10.00 | 729 | 6.55 | 310 | 11.52 | 721 | 8.57 | 323 | 0.50 | 730 | 8.43 | 328 | 0.54 | ○ 696 | 9.32 | 290 | 1.48 | 693 | 9.36 | 328 | 2.25 | 690 | 20. |
| | 17.25 | 297 | 22.54 | 632 | 17.58 | 325 | 22.44 | 673 | 19.20 | 339 | - | - | 21.13 | 319 | 13.34 | 677 | 20.59 | 340 | 13.30 | 681 | 21.56 | 287 | 14.27 | 663 | 22.00 | 320 | 14.38 | 689 | |
| 21. | 5.54 | 311 | 11.15 | 676 | 6.24 | 304 | 11.18 | 675 | 7.45 | 387 | 0.35 | ○ 744 | 9.48 | 299 | 1.50 | 686 | 9.30 | 314 | 1.20 | 704 | 10.00 | 294 | 2.36 | 665 | 10.09 | 312 | 2.50 | 674 | 21. |
| | 18.39 | 309 | 23.53 | 670 | 18.53 | 298 | 23.41 | 630 | 20.36 | 323 | 12.36 | 743 | 21.50 | 302 | 14.14 | 648 | 21.40 | 318 | 14.10 | 662 | 22.24 | 308 | 14.56 | 701 | 22.31 | 311 | 15.24 | 677 | |
| 22. | 6.58 | 328 | - | - | 7.15 | 297 | - | ○ - | 8.43 | 322 | 1.11 | 719 | 10.24 | 330 | 2.44 | 683 | 10.04 | 321 | 2.20 | 691 | 10.32 | 296 | 3.01 | 685 | 10.36 | 327 | 3.32 | 669 | 22. |
| | 19.30 | 316 | 12.11 | 696 | 19.57 | 280 | 12.10 | 652 | 21.20 | 338 | 13.52 | 719 | 22.40 | 322 | 15.06 | 687 | 22.15 | 328 | 14.42 | 677 | 22.47 | 303 | 15.30 | 680 | 23.01 | 322 | 15.41 | 684 | |
| 23. | 7.55 | 345 | 0.54 | ○ 691 | 8.03 | 274 | 0.20 | 574 | 10.02 | 302 | 1.51 | 744 | 11.05 | 302 | 3.03 | 691 | 10.40 | 323 | 2.53 | 700 | 10.58 | 312 | 3.40 | 685 | 11.01 | 316 | 3.54 | 657 | 23. |
| | 20.16 | 322 | 12.36 | 724 | 20.36 | 335 | 13.55 | 679 | 22.10 | 298 | 14.46 | 681 | 23.10 | 294 | 15.34 | 642 | 22.54 | 308 | 15.13 | 664 | 23.19 | 314 | 15.50 | 693 | 23.19 | 321 | 16.12 | 662 | |
| 24. | 8.43 | 312 | 1.23 | 685 | 9.15 | 287 | 1.04 | 689 | 10.46 | 293 | 3.06 | 703 | 11.06 | 327 | 3.53 | 654 | 11.10 | 291 | 3.15 | 649 | 11.28 | 330 | 4.07 | 682 | 11.13 | 347 | 4.30 | 634 | 24. |
| | 21.04 | 315 | 13.50 | 688 | 21.24 | 297 | 14.03 | 602 | 22.57 | 300 | 15.30 | 670 | 23.40 | 354 | 16.15 | 720 | 23.14 | 295 | 15.44 | 621 | 23.46 | 306 | 16.16 | 678 | - | - | 16.36 | 702 | |
| 25. | 9.25 | 329 | 2.23 | 689 | 9.00 | 379 | 2.15 | 643 | 11.30 | 296 | 3.39 | 691 | 11.40 | 353 | 4.10 | 719 | 11.27 | 324 | 4.00 | 657 | 11.48 | 303 | 4.26 | 644 | 0.05 | 334 | 4.49 | 625 | 25. |
| | 21.52 | 336 | 14.25 | 699 | 22.06 | 415 | 15.24 | 766 | 23.36 | 308 | 16.15 | 666 | - | - | 16.40 | 723 | 23.45 | 331 | 16.17 | 667 | - | - | 16.49 | 650 | 11.49 | 315 | 17.36 | 707 | |
| 26. | 10.15 | 317 | 2.50 | 697 | 10.45 | 358 | 3.00 | 802 | - | - | 4.24 | 703 | 0.23 | 353 | 4.44 | 698 | 11.50 | 342 | 4.20 | 674 | 0.13 | 302 | 4.56 | 623 | 0.43 | 352 | 5.40 | 653 | 26. |
| | 22.32 | 313 | 15.17 | 666 | 22.45 | 385 | 15.49 | 733 | 12.03 | 306 | 17.02 | 674 | 12.30 | 327 | 17.09 | 655 | - | - | 16.50 | 673 | 12.17 | 303 | 17.19 | 638 | 12.37 | 348 | 17.50 | 656 | |
| 27. | 10.44 | 351 | 3.53 | 682 | 11.26 | 360 | 4.10 | 752 | 0.12 | 314 | 4.56 | 699 | 0.46 | 321 | 5.05 | 649 | 0.12 | 343 | 4.53 | 663 | 0.54 | 313 | 5.41 | 614 | 1.32 | 312 | 6.49 | 609 | 27. |
| | 23.19 | 388 | 16.15 | 760 | 23.54 | 359 | 16.10 | 728 | 12.28 | 318 | 17.37 | 668 | 13.10 | 311 | 17.20 | 600 | 12.20 | 347 | 17.00 | 648 | 12.45 | 320 | 17.56 | 621 | 12.42 | 426 | 18.23 | 674 | |
| 28. | 11.48 | 286 | 3.51 | 712 | - | - | 4.34 | 730 | 0.34 | 345 | 5.33 | 713 | 0.55 | 347 | 5.53 | 660 | 0.44 | 336 | 5.15 | 617 | 1.43 | 293 | 7.02 | 594 | 2.15 | 369 | 6.52 | 617 | 28. |
| | 23.40 | 321 | 17.15 | 607 | 12.14 | 342 | 17.13 | 691 | 12.56 | 349 | 17.54 | 663 | 12.43 | 432 | 18.10 | 673 | 12.44 | 345 | 17.20 | 616 | 13.43 | 332 | 19.30 | 644 | 14.34 | 324 | 21.37 | 710 | |
| 29. | - | - | 5.02 | 704 | 0.25 | 358 | 5.20 | 714 | 0.45 | 378 | 5.44 | 682 | 1.40 | 399 | 6.32 | 661 | 1.15 | 328 | 5.53 | 579 | 3.00 | 329 | 8.35 | 636 | 3.46 | 448 | 8.48 | 692 | 29. |
| | 12.35 | 350 | 18.12 | 686 | 13.05 | 339 | 17.45 | 660 | 12.34 | 447 | 18.50 | 782 | 14.03 | 390 | 18.56 | 624 | 13.16 | 341 | 18.20 | 592 | 15.22 | 357 | 21.03 | 663 | 15.48 | 387 | 21.03 | 702 | |
| 30. | 0.36 | 370 | 5.50 | 692 | 1.10 | 347 | 6.06 | 700 | 23.52 | * 581 | 6.13 | 917 | | | | | 2.08 | 338 | 7.20 | 585 | 4.39 | 318 | 9.53 | 638 | 4.45 | 332 | 10.06 | 659 | 30. |
| | 13.26 | 325 | 19.20 | 649 | 13.46 | 344 | 18.24 | 633 | 15.22 | 511 | 19.14 | 668 | | | | | 14.30 | 357 | 20.25 | 627 | 17.06 | 320 | 22.26 | 669 | 17.17 | 324 | 22.34 | 687 | |
| 31. | | | | | 2.00 | 336 | 7.10 | 670 | 1.40 | 391 | 8.54 | 714 | | | | | 3.55 | 350 | 9.25 | 630 | | | | | 5.58 | 309 | 11.18 | 676 | 31. |
| | | | | | 14.50 | 342 | 19.33 | 630 | 15.50 | 415 | 20.24 | 717 | | | | | 16.33 | 360 | 22.10 | 668 | | | | | 18.31 | 320 | 23.28 | 685 | |
| Mittel | | 342 | | 676 | | 370 | | 712 | | 347 | | 693 | | 359 | | 695 | | 368 | | 687 | | 313 | | 667 | | 317 | | 668 | Mittel |

| | MTnw (cm) | MThw (cm) |
|---|---|---|
| Winter | 350 | 688 |

* 5. Wert am 05.01.2000 29.01.2000

Winterhalbjahr: 1.11. bis 30.4.

eisfrei

BfG Koblenz

PNP : NN - 5.02 m

W Tide
cm

Pegel : Leerort Nr.39100105
Gewässer : Ems
Gebiet : Untere Ems

2000

| Tag | Juni Tnw Zeit | Juni Tnw cm | Juni Thw Zeit | Juni Thw cm | Juli Tnw Zeit | Juli Tnw cm | Juli Thw Zeit | Juli Thw cm | August Tnw Zeit | August Tnw cm | August Thw Zeit | August Thw cm |
|---|---|---|---|---|---|---|---|---|---|---|---|---|
| 1. | 7.04 | 293 | - | - | 7.21 | 326 | - | - | 9.00 | 300 | 1.42 | 670 |
| | 19.18 | 309 | 12.10 | 651 | 19.57 | 318 | 12.28 ● | 682 | 21.43 | 293 | 13.58 | 695 |
| 2. | 7.46 | 307 | 0.16 ● | 682 | 8.22 | 312 | 1.03 | 687 | 9.54 | 310 | 2.45 | 681 |
| | 20.12 | 328 | 12.55 | 686 | 20.58 | 306 | 13.29 | 681 | 22.29 | 310 | 14.55 | 716 |
| 3. | 8.45 | 309 | 1.11 | 711 | 9.13 | 317 | 2.05 | 679 | 10.37 | 312 | 3.29 | 675 |
| | 21.11 | 290 | 13.46 | 674 | 21.53 | 311 | 14.23 | 699 | 23.18 | 306 | 15.43 | 707 |
| 4. | 9.30 | 285 | 2.09 | 669 | 10.04 | 323 | 3.00 | 689 | 11.25 | 310 | 4.18 | 671 |
| | 22.00 | 308 | 14.53 | 688 | 22.42 | 313 | 15.10 | 705 | 23.59 | 301 | 16.20 | 706 |
| 5. | 10.13 | 307 | 2.58 | 680 | 10.50 | 329 | 3.48 | 684 | - | - | 4.54 | 663 |
| | 22.50 | 305 | 15.16 | 689 | 23.30 | 318 | 15.50 | 714 | 12.02 | 309 | 17.03 | 696 |
| 6. | 10.56 | 324 | 3.53 | 684 | 11.38 | 337 | 4.37 | 681 | 0.35 | 301 | 5.38 | 653 |
| | 23.35 | 317 | 16.05 | 707 | - | - | 16.35 | 713 | 12.40 | 309 | 17.51 | 697 |
| 7. | 11.41 | 331 | 4.46 | 674 | 0.20 | 311 | 5.14 | 661 | 1.13 | 324 | 6.18 | 667 |
| | - | - | 16.57 | 708 | 12.23 | 321 | 17.28 | 695 | 13.20 | 325 | 18.34 | 682 |
| 8. | 0.33 | 318 | 5.30 | 657 | 0.59 | 311 | 6.12 | 662 | 1.48 | 315 | 6.52 | 645 |
| | 12.35 | 317 | 17.34 | 669 | 13.09 | 335 | 18.09 | 701 | 13.51 | 326 | 19.19 | 663 |
| 9. | 1.21 | 286 | 6.20 | 603 | 1.41 | 323 | 6.47 | 643 | 2.24 | 325 | 7.44 | 643 |
| | 13.16 | 300 | 18.44 | 685 | 13.46 | 329 | 19.12 | 670 | 14.47 | 322 | 20.09 | 645 |
| 10. | 2.05 | 319 | 7.28 | 660 | 2.25 | 330 | 7.56 | 648 | 3.28 | 311 | 9.13 | 644 |
| | 14.19 | 348 | 19.44 | 685 | 14.23 | 365 | 19.56 | 700 | 15.49 | 358 | 21.36 | 669 |
| 11. | 3.18 | 316 | 8.33 | 638 | 3.16 | 354 | 8.41 | 659 | 4.28 | 359 | 10.03 | 672 |
| | 15.25 | 333 | 20.50 | 687 | 14.56 | 426 | 20.47 | 747 | 17.19 | 340 | 22.41 | 652 |
| 12. | 4.21 | 322 | 9.40 | 658 | 4.23 | 415 | 9.31 | 721 | 5.47 | 326 | 11.22 | 670 |
| | 16.35 | 350 | 21.44 | 675 | 17.00 | 370 | 22.07 | 682 | 18.33 | 322 | 23.50 | 650 |
| 13. | 5.23 | 310 | 11.01 | 652 | 5.30 | 325 | 10.46 | 665 | 6.50 | 313 | - | - |
| | 17.34 | 346 | 23.06 | 709 | 17.53 | 328 | 23.16 | 680 | 19.30 | 309 | 12.17 | 668 |
| 14. | 6.14 | 360 | 11.20 | 709 | 6.17 | 341 | 11.37 | 704 | 7.28 | 325 | 0.36 | 652 |
| | 18.42 | 343 | 23.45 | 667 | 18.49 | 358 | - | - | 20.18 | 317 | 13.03 | 683 |
| 15. | 7.01 | 321 | - | - | 7.07 | 350 | 0.01 | 697 | 8.19 | 326 | 1.16 ○ | 663 |
| | 19.29 | 351 | 12.22 | 681 | 19.42 | 348 | 12.21 | 702 | 20.55 | 331 | 13.33 | 693 |
| 16. | 7.54 | 341 | 0.40 | 697 | 7.51 | 348 | 0.49 ○ | 699 | 9.02 | 323 | 1.57 | 673 |
| | 20.19 | 323 | 12.51 | 697 | 20.30 | 336 | 12.58 | 714 | 21.36 | 327 | 14.17 | 695 |
| 17. | 8.35 | 299 | 1.12 ○ | 664 | 8.37 | 326 | 1.29 | 686 | 9.34 | 318 | 2.31 | 665 |
| | 21.02 | 290 | 13.34 | 657 | 21.05 | 328 | 13.39 | 703 | 22.03 | 337 | 14.52 | 708 |
| 18. | 9.01 | 294 | 1.58 | 628 | 9.14 | 330 | 2.07 | 685 | 10.15 | 326 | 3.05 | 677 |
| | 21.42 | 311 | 14.20 | 684 | 21.39 | 336 | 14.24 | 706 | 22.48 | 318 | 15.24 | 697 |
| 19. | 9.44 | 295 | 2.21 | 654 | 9.42 | 362 | 2.40 | 691 | 10.44 | 316 | 3.41 | 656 |
| | 22.07 | 306 | 14.47 | 666 | 22.31 | 333 | 14.40 | 750 | 23.07 | 334 | 15.57 | 697 |
| 20. | 10.11 | 319 | 3.05 | 665 | 10.19 | 329 | 3.14 | 681 | 11.11 | 339 | 4.14 | 675 |
| | 22.41 | 315 | 15.20 | 687 | 22.59 | 330 | 15.30 | 716 | 23.49 | 332 | 16.24 | 713 |
| 21. | 10.40 | 325 | 3.41 | 658 | 11.00 | 335 | 3.52 | 683 | 11.53 | 333 | 4.55 | 676 |
| | 23.17 | 328 | 15.52 | 690 | 23.38 | 314 | 16.05 | 704 | - | - | 17.07 | 689 |
| 22. | 11.06 | 338 | 4.17 | 646 | 11.37 | 307 | 4.27 | 656 | 0.25 | 325 | 5.25 | 656 |
| | 23.35 | 342 | 16.25 | 687 | - | - | 16.44 | 678 | 12.30 | 328 | 17.45 | 676 |
| 23. | 11.37 | 348 | 4.44 | 643 | 0.10 | 301 | 5.05 | 637 | 1.00 | 324 | 6.03 | 643 |
| | - | - | 17.11 | 702 | 12.08 | 305 | 17.19 | 676 | 13.06 | 330 | 18.34 | 663 |
| 24. | 0.17 | 351 | 5.16 | 643 | 0.45 | 305 | 5.43 | 638 | 1.46 | 320 | 6.51 | 634 |
| | 12.09 | 355 | 17.46 | 707 | 12.44 | 314 | 18.04 | 673 | 13.41 | 342 | 19.35 | 698 |
| 25. | 0.55 | 381 | 6.20 | 680 | 1.25 | 313 | 6.28 | 639 | 2.44 | 362 | 7.58 | 657 |
| | 13.14 | 383 | 18.39 | 706 | 13.26 | 328 | 19.00 | 681 | 15.19 | 330 | 20.56 | 642 |
| 26. | 1.58 | 365 | 7.16 | 673 | 2.21 | 331 | 7.33 | 657 | 4.12 | 306 | 9.28 | 611 |
| | 14.08 | 384 | 19.36 | 707 | 14.32 | 344 | 20.03 | 685 | 17.04 | 281 | 22.35 | 626 |
| 27. | 3.06 | 356 | 8.23 | 663 | 3.25 | 339 | 8.33 | 653 | 5.29 | 303 | 11.16 | 678 |
| | 15.34 | 356 | 20.51 | 684 | 15.50 | 335 | 21.15 | 670 | 18.28 | 325 | 23.46 | 677 |
| 28. | 4.14 | 342 | 9.32 | 663 | 4.31 | 329 | 9.51 | 670 | 6.54 | 333 | - | - |
| | 16.36 | 358 | 21.51 | 699 | 17.13 | 335 | 22.30 | 682 | 19.39 | 322 | 12.06 | 688 |
| 29. | 5.13 | 339 | 10.44 | 685 | 5.51 | 326 | 11.10 | 674 | 7.56 | 324 | 0.58 ● | 673 |
| | 17.44 | 357 | 22.58 | 693 | 18.30 | 325 | 23.46 | 684 | 20.41 | 316 | 13.14 | 699 |
| 30. | 6.24 | 325 | 11.40 | 680 | 7.01 | 319 | - | - | 8.55 | 328 | 1.51 | 690 |
| | 19.00 | 333 | 23.57 | 696 | 19.43 | 314 | 12.14 | 687 | 21.34 | 312 | 13.50 | 716 |
| 31. | | | | | 8.08 | 316 | 0.50 ● | 687 | 9.45 | 310 | 2.36 | 681 |
| | | | | | 20.47 | 294 | 13.08 | 690 | 22.16 | 297 | 14.41 | 704 |
| Mittel | | 328 | | 677 | | 331 | | 685 | | 321 | | 674 |

| Tag | September Tnw Zeit | September Tnw cm | September Thw Zeit | September Thw cm | Oktober Tnw Zeit | Oktober Tnw cm | Oktober Thw Zeit | Oktober Thw cm | November Tnw Zeit | November Tnw cm | November Thw Zeit | November Thw cm | Dezember Tnw Zeit | Dezember Tnw cm | Dezember Thw Zeit | Dezember Thw cm |
|---|---|---|---|---|---|---|---|---|---|---|---|---|---|---|---|---|
| 1. | 10.21 | 297 | 3.23 | 654 | 10.35 | 324 | 3.27 | 690 | 10.45 | 343 | 3.12 | 723 | 11.08 | 321 | 3.24 | 711 |
| | 22.46 | 315 | 15.27 | 696 | 22.54 | 332 | 15.36 | 702 | 22.47 | 360 | 15.57 | 674 | 22.59 | 325 | 16.00 | 622 |
| 2. | 10.57 | 325 | 3.58 | 683 | 11.05 | 323 | 4.03 | 678 | 11.20 | 350 | 4.06 | 704 | 11.30 | 362 | 4.36 | 689 |
| | 23.16 | 355 | 16.08 | 722 | 23.16 | 340 | 16.16 | 687 | 23.04 | 328 | 16.08 | 657 | 23.43 | 337 | 16.24 | 659 |
| 3. | 11.40 | 362 | 4.28 | 732 | 11.30 | 342 | 4.25 | 687 | 11.31 | 368 | 4.38 | 676 | - | - | 5.00 | 667 |
| | - | - | 16.19 | 741 | 23.53 | 317 | 16.32 | 679 | 23.22 | 380 | 16.31 | 646 | 12.05 | 348 | 17.34 | 681 |
| 4. | 0.06 | 335 | 4.51 | 674 | 11.47 | 309 | 4.48 | 610 | - | - | 4.40 | 679 | 0.17 | 376 | 5.29 | 676 |
| | 12.04 | 321 | 17.12 | 679 | 23.46 | 349 | 17.07 | 638 | 12.11 | 370 | 17.18 | 650 | 13.00 | 337 | 17.57 | 584 |
| 5. | 0.27 | 323 | 5.30 | 662 | - | - | 5.06 | 666 | 0.23 | 365 | 6.00 | 663 | 0.37 | 359 | 6.26 | 637 |
| | 12.37 | 325 | 17.46 | 668 | 12.13 | 346 | 17.30 | 652 | 13.17 | 360 | 18.28 | 624 | 13.38 | 353 | 18.49 | 617 |
| 6. | 0.51 | 332 | 5.53 | 639 | 0.15 | 373 | 5.50 | 671 | 1.40 | 348 | 6.33 | 587 | 1.47 | 356 | 7.42 | 656 |
| | 13.04 | 327 | 19.00 | 649 | 12.38 | 428 | 18.09 | 665 | 14.09 | 288 | 19.35 | 567 | 14.35 | 368 | 20.14 | 651 |
| 7. | 1.11 | 401 | 6.49 | 704 | 1.08 | 387 | 6.42 | 636 | 2.43 | 317 | 8.49 | 639 | 3.26 | 359 | 8.56 | 678 |
| | 14.01 | 395 | 18.54 | 647 | 13.57 | 347 | 19.48 | 603 | 16.20 | 321 | 21.52 | 616 | 16.29 | 346 | 21.39 | 647 |
| 8. | 2.11 | 342 | 8.17 | 641 | 2.26 | 349 | 8.03 | 612 | 4.43 | 316 | 10.12 | 642 | 4.48 | 334 | 10.17 | 676 |
| | 14.21 | 405 | 20.11 | 675 | 15.31 | 323 | 22.08 | 625 | 17.25 | 309 | 22.51 | 619 | 16.53 | 398 | 21.55 | 673 |
| 9. | 3.41 | 374 | 9.12 | 650 | 3.55 | 404 | 9.38 | 679 | 5.34 | 326 | 11.06 | 654 | 5.44 | 329 | 10.49 | 652 |
| | 16.19 | 358 | 22.13 | 659 | 17.20 | 339 | 22.33 | 613 | 18.06 | 333 | 23.30 | 662 | 18.15 | 326 | 23.35 | 635 |
| 10. | 5.12 | 350 | 10.44 | 667 | 5.43 | 313 | 10.34 | 550 | 6.31 | 343 | 11.41 | 705 | 6.38 | 330 | 11.49 | 663 |
| | 17.58 | 335 | 23.20 | 655 | 16.56 | 342 | 22.45 | 608 | 19.09 | 327 | - | - | 18.56 | 340 | - | - |
| 11. | 6.25 | 328 | 11.44 | 662 | 6.40 | 297 | 11.24 | 539 | 7.34 | 324 | 0.26 ○ | 677 | 7.45 | 364 | 0.28 | 717 |
| | 19.06 | 305 | - | - | 18.04 | 317 | - | - | 19.50 | 319 | 12.41 | 670 | 20.07 | 365 | 12.59 ○ | 734 |
| 12. | 7.13 | 293 | 0.04 | 627 | 7.08 | 328 | 0.20 | 629 | 8.02 | 311 | 0.57 | 645 | 8.23 | 350 | 1.00 | 716 |
| | 19.35 | 326 | 12.33 | 662 | 19.43 | 325 | 12.31 | 659 | 20.24 | 308 | 13.16 | 653 | 20.59 | 345 | 13.17 | 731 |
| 13. | 7.52 | 339 | 0.56 ○ | 670 | 8.04 | 307 | 0.56 ○ | 638 | 8.49 | 323 | 1.54 | 675 | 8.41 | 384 | 1.45 | 696 |
| | 20.29 | 338 | 13.02 | 704 | 20.32 | 311 | 13.14 | 670 | 21.16 | 319 | 13.58 | 716 | 21.34 | 401 | 14.30 | 830 |
| 14. | 8.39 | 325 | 1.31 | 674 | 8.45 | 314 | 1.41 | 660 | 9.39 | 310 | 2.23 | 688 | 10.00 | 415 | 2.57 | 798 |
| | 21.08 | 315 | 13.47 | 693 | 21.12 | 311 | 13.50 | 679 | 21.56 | 314 | 14.41 | 688 | 22.14 | 389 | 14.47 | 769 |
| 15. | 9.20 | 307 | 2.10 | 665 | 9.26 | 319 | 2.20 | 673 | 10.27 | 308 | 2.58 | 680 | 10.20 | 409 | 3.17 | 781 |
| | 21.48 | 303 | 14.25 | 683 | 21.56 | 308 | 14.26 | 697 | 22.32 | 313 | 15.33 | 666 | 23.02 | 470 | 16.02 | 832 |
| 16. | 9.39 | 313 | 2.45 | 643 | 10.05 | 310 | 2.56 | 668 | 11.04 | 306 | 3.29 | 675 | 11.54 | 424 | 4.03 | 828 |
| | 22.15 | 334 | 14.54 | 711 | 22.26 | 315 | 15.05 | 695 | 23.12 | 316 | 16.17 | 644 | - | - | 16.32 | 741 |
| 17. | 10.27 | 325 | 3.16 | 690 | 10.33 | 343 | 3.36 | 701 | 11.43 | 329 | 4.33 | 688 | 0.03 | 365 | 4.55 | 749 |
| | 22.51 | 323 | 15.29 | 698 | 23.02 | 338 | 15.33 | 725 | 23.52 | 336 | 16.59 | 662 | 12.37 | 334 | 17.42 | 684 |
| 18. | 11.02 | 315 | 3.50 | 671 | 11.24 | 297 | 3.54 | 670 | - | - | 5.16 | 680 | 0.46 | 330 | 5.44 | 710 |
| | 23.26 | 314 | 16.05 | 672 | 23.32 | 303 | 16.38 | 621 | 12.31 | 330 | 17.51 | 636 | 13.30 | 311 | 18.33 | 652 |
| 19. | 11.32 | 298 | 4.20 | 633 | 11.42 | 330 | 4.44 | 653 | 0.40 | 330 | 6.06 | 652 | 1.35 | 332 | 6.47 | 701 |
| | - | - | 16.36 | 649 | - | - | 17.15 | 705 | 13.23 | 339 | 18.56 | 636 | 14.33 | 316 | 19.16 | 624 |
| 20. | 0.08 | 273 | 4.32 | 552 | 0.09 | 365 | 5.15 | 685 | 1.42 | 357 | 7.03 | 663 | 2.56 | 283 | 7.37 | 597 |
| | 11.50 | 259 | 17.18 | 589 | 12.43 | 325 | 17.58 | 628 | 14.42 | 311 | 20.11 | 619 | 15.37 | 249 | 20.29 | 538 |
| 21. | 0.17 | 278 | 5.34 | 602 | 1.01 | 313 | 6.18 | 624 | 3.04 | 325 | 8.25 | 633 | 3.52 | 243 | 8.48 | 583 |
| | 12.33 | 301 | 18.03 | 650 | 13.25 | 318 | 19.23 | 658 | 16.03 | 299 | 21.30 | 601 | 16.25 | 262 | 21.37 | 600 |
| 22. | 1.05 | 324 | 6.05 | 625 | 1.47 | 375 | 7.24 | 681 | 4.37 | 291 | 10.39 | 645 | 4.46 | 281 | 10.06 | 649 |
| | 13.40 | 299 | 19.30 | 609 | 15.11 | 326 | 20.45 | 621 | 17.22 | 320 | 22.31 | 620 | 17.35 | 300 | 23.02 | 663 |
| 23. | 2.13 | 315 | 7.48 | 635 | 3.23 | 334 | 9.09 | 654 | 5.31 | 330 | 10.47 | 654 | 6.05 | 323 | 11.24 | 688 |
| | 14.57 | 324 | 20.36 | 633 | 16.28 | 330 | 22.23 | 669 | 18.27 | 292 | 23.48 | 644 | 18.42 | 320 | 23.55 | 687 |
| 24. | 3.52 | 305 | 9.06 | 600 | 4.46 | 379 | 10.41 | 736 | 6.32 | 315 | - | - | 7.04 | 328 | 11.59 | 701 |
| | 16.41 | 275 | 22.22 | 601 | 17.59 | 386 | 23.10 | 696 | 19.16 | 328 | 12.00 | 700 | 19.28 | 324 | - | - |
| 25. | 5.02 | 310 | 10.46 | 657 | 6.22 | 360 | 11.23 | 675 | 7.36 | 316 | 0.17 | 671 | 7.50 | 308 | 0.27 | 674 |
| | 18.08 | 315 | 23.34 | 654 | 18.30 | 389 | 23.30 | 719 | 20.08 | 293 | 12.24 | 654 | 20.05 | 309 | 12.51 ● | 662 |
| 26. | 6.35 | 321 | 11.40 | 667 | 6.54 | 397 | - | - | 8.18 | 285 | 1.03 | 602 | 8.35 | 308 | 1.17 | 678 |
| | 19.18 | 300 | - | - | 19.46 | 398 | 12.06 | 771 | 20.11 | 339 | 13.38 ● | 655 | 20.46 | 312 | 13.36 | 667 |
| 27. | 7.29 | 314 | 0.40 | 651 | 8.02 | 358 | 0.39 | 731 | 8.50 | 337 | 1.36 | 700 | 9.17 | 319 | 1.55 | 698 |
| | 20.19 | 312 | 12.46 ● | 690 | 20.26 | 329 | 13.04 ● | 703 | 21.08 | 327 | 13.40 | 704 | 21.23 | 330 | 14.18 | 684 |
| 28. | 8.28 | 311 | 1.21 | 655 | 8.52 | 338 | 1.58 | 693 | 9.35 | 304 | 2.10 | 672 | 9.46 | 331 | 2.19 | 719 |
| | 20.55 | 318 | 13.42 | 675 | 21.09 | 333 | 13.43 | 722 | 21.41 | 335 | 14.52 | 664 | 21.49 | 343 | 14.47 | 698 |
| 29. | 9.13 | 328 | 2.14 | 684 | 9.10 | 344 | 2.12 | 652 | 10.07 | 319 | 2.38 | 679 | 10.09 | 359 | 2.54 | 732 |
| | 21.46 | 321 | 14.16 | 711 | 21.22 | 325 | 14.10 | 643 | 22.12 | 328 | 15.10 | 675 | 22.07 | 374 | 15.04 | 696 |
| 30. | 10.00 | 316 | 2.50 | 688 | 9.51 | 361 | 1.48 | 595 | 10.33 | 331 | 3.16 | 684 | 10.34 | 377 | 3.03 | 737 |
| | 22.23 | 325 | 15.01 | 710 | 21.28 | 474 | 17.02 | 653 | 22.37 | 344 | 15.29 | 662 | 22.52 | 375 | 15.45 | 731 |
| 31. | | | | | 10.04 | 393 | 3.00 | 739 | | | | | 11.24 | 340 | 3.50 | 733 |
| | | | | | 21.59 | 401 | 15.01 | 713 | | | | | 23.30 | 321 | 16.23 | 659 |
| Mittel | | 323 | | 663 | | 344 | | 665 | | 326 | | 659 | | 342 | | 687 |

| | MTnw (cm) | MThw (cm) |
|---|---|---|
| Sommer | 327 | 672 |

Sommerhalbjahr: 1.5. bis 31.10.

eisfrei

BfG Koblenz

PNP : NN - 5.00 m

W Tide
cm

Pegel : Emden, Neue Seeschleuse Nr.39700102
Gewässer : Unterems
Gebiet : Emsmündung

| Tag | 1999 November Tnw Zeit | cm | Thw Zeit | cm | Dezember Tnw Zeit | cm | Thw Zeit | cm |
|---|---|---|---|---|---|---|---|---|
| 1. | 12.00 | 363 | 5.22 | 690 | - | - | 5.55 | 780 |
| | 23.56 | 376 | 18.54 | 612 | 12.35 | 528 | 18.25 | 750 |
| 2. | - | - | 6.35 | 693 | 1.10 | 458 | 7.24 | 749 |
| | 12.59 | 400 | 19.50 | 676 | 14.09 | 454 | 20.20 | 706 |
| 3. | 1.46 | 430 | 7.52 | 677 | 1.55 | 448 | 8.03 | 687 |
| | 14.43 | 358 | 21.00 | 610 | 14.02 | 439 | 20.10 | 885 |
| 4. | 3.05 | 352 | 9.17 | 644 | 2.50 | 536 | 8.21 | 789 |
| | 15.54 | 326 | 22.10 | 614 | 16.14 | 388 | 21.51 | 671 |
| 5. | 4.19 | 328 | 10.25 | 619 | 4.17 | 361 | 10.34 | 732 |
| | 16.43 | 300 | 23.26 | 586 | 17.30 | 340 | 23.06 | 639 |
| 6. | 4.48 | 351 | 11.28 | 689 | 5.12 | 304 | 11.45 | 659 |
| | 16.51 | 437 | 23.19 | 747 | 17.35 | 380 | 23.47 | 706 |
| 7. | 6.00 | 440 | 11.42 | 701 | 6.02 | 416 | 11.44 | 716 |
| | 18.21 | 330 | - | - | 18.14 | 387 | - | - |
| 8. | 6.42 | 314 | 0.17 | 654 | 6.45 | 416 | 0.06 | 728 |
| | 18.58 | 312 | 12.35 | 666 | 18.45 | 328 | 12.00 | 694 |
| 9. | 7.18 | 323 | 0.46 | 661 | 7.06 | 347 | 1.02 | 655 |
| | 19.34 | 324 | 13.07 | 665 | 19.05 | 370 | 13.20 | 658 |
| 10. | 7.55 | 323 | 1.15 | 663 | 7.42 | 410 | 1.38 | 692 |
| | 20.04 | 307 | 13.32 | 632 | 20.00 | 361 | 13.29 | 709 |
| 11. | 8.22 | 296 | 1.47 | 628 | 8.24 | 298 | 1.45 | 677 |
| | 20.28 | 296 | 14.08 | 615 | 20.00 | 312 | 14.36 | 611 |
| 12. | 8.34 | 300 | 2.07 | 625 | 8.55 | 363 | 2.48 | 707 |
| | 20.54 | 302 | 14.30 | 619 | 20.40 | 373 | 15.01 | 666 |
| 13. | 9.09 | 317 | 2.48 | 631 | 9.40 | 364 | 2.36 | 731 |
| | 21.20 | 344 | 15.04 | 625 | 21.40 | 323 | 15.43 | 656 |
| 14. | 9.54 | 354 | 3.25 | 656 | 10.13 | 343 | 4.14 | 656 |
| | 21.47 | 339 | 15.25 | 605 | 22.00 | 347 | 16.24 | 645 |
| 15. | 10.16 | 317 | 3.45 | 625 | 10.40 | 360 | 4.25 | 679 |
| | 22.18 | 334 | 16.20 | 594 | 22.57 | 358 | 16.55 | 654 |
| 16. | 11.00 | 349 | 4.42 | 627 | 11.20 | 323 | 5.10 | 645 |
| | 22.46 | 376 | 17.18 | 582 | 23.37 | 352 | 18.11 | 621 |
| 17. | 11.52 | 400 | 5.39 | 651 | 11.39 | 414 | 6.06 | 667 |
| | - | - | 19.00 | 669 | 23.37 | 490 | 18.44 | 683 |
| 18. | 0.09 | 473 | 6.38 | 684 | - | - | 6.20 | 759 |
| | 13.35 | 426 | 19.56 | 637 | 14.14 | 410 | 20.07 | 676 |
| 19. | 1.46 | 405 | 7.45 | 628 | 2.08 | 372 | 8.40 | 688 |
| | 14.13 | 352 | 20.43 | 590 | 14.56 | 381 | 21.10 | 690 |
| 20. | 3.05 | 322 | 9.06 | 591 | 3.31 | 391 | 9.22 | 701 |
| | 15.43 | 296 | 22.03 | 599 | 16.26 | 316 | 22.26 | 640 |
| 21. | 4.10 | 312 | 10.21 | 642 | 4.35 | 280 | 10.53 | 645 |
| | 16.57 | 300 | 23.09 | 640 | 17.09 | 265 | 23.44 | 603 |
| 22. | 5.17 | 325 | 11.20 | 665 | 5.30 | 274 | 11.49 | 628 |
| | 17.48 | 303 | - | - | 18.03 | 244 | - | - |
| 23. | 6.14 | 338 | 0.07 | 659 | 6.15 | 246 | 0.13 | 557 |
| | 18.40 | 309 | 12.00 | 688 | 19.00 | 324 | 13.20 | 652 |
| 24. | 7.02 | 300 | 0.39 | 651 | 7.25 | 259 | 0.45 | 655 |
| | 19.25 | 303 | 13.05 | 658 | 19.44 | 272 | 13.53 | 584 |
| 25. | 7.50 | 317 | 1.33 | 658 | 7.30 | 380 | 2.06 | 628 |
| | 20.17 | 324 | 13.48 | 669 | 20.42 | 414 | 14.40 | 738 |
| 26. | 8.35 | 298 | 1.57 | 664 | 9.09 | 343 | 1.57 | 771 |
| | 20.55 | 297 | 14.45 | 637 | 21.15 | 379 | 15.20 | 706 |
| 27. | 9.10 | 349 | 3.11 | 654 | 9.46 | 339 | 3.16 | 724 |
| | 21.54 | 394 | 15.20 | 731 | 22.12 | 333 | 15.59 | 700 |
| 28. | 10.00 | 267 | 3.07 | 675 | 10.34 | 322 | 4.00 | 701 |
| | 21.56 | 321 | 16.42 | 583 | 22.47 | 339 | 16.49 | 665 |
| 29. | 11.00 | 350 | 4.42 | 672 | 11.22 | 322 | 4.53 | 688 |
| | 23.07 | 372 | 17.34 | 660 | 23.30 | 330 | 17.40 | 636 |
| 30. | 11.45 | 310 | 5.10 | 661 | - | - | 5.50 | 674 |
| | 23.39 | 437 | 18.46 | 620 | 12.04 | 329 | 18.34 | 612 |
| 31. | | | | | 0.15 | 321 | 7.00 | 649 |
| | | | | | 13.14 | 333 | 19.34 | 605 |
| Mittel | | 342 | | 646 | | 359 | | 681 |

| Tag | 2000 Januar Tnw Zeit | cm | Thw Zeit | cm | Februar Tnw Zeit | cm | Thw Zeit | cm | März Tnw Zeit | cm | Thw Zeit | cm | April Tnw Zeit | cm | Thw Zeit | cm | Mai Tnw Zeit | cm | Thw Zeit | cm | Tag |
|---|---|---|---|---|---|---|---|---|---|---|---|---|---|---|---|---|---|---|---|---|---|
| 1. | 1.15 | 313 | 8.04 | 631 | 2.46 | 392 | 8.43 | 626 | 0.50 | 426 | 8.00 | 661 | 3.46 | 310 | 10.20 | 630 | 4.11 | 303 | 10.28 | 623 | 1. |
| | 14.06 | 351 | 20.52 | 640 | 15.09 | 349 | 21.56 | 646 | 14.08 | 444 | 21.00 | 713 | 16.15 | 320 | 22.34 | 643 | 16.40 | 312 | 22.38 | 645 | |
| 2. | 2.26 | 334 | 9.00 | 635 | 3.57 | 372 | 10.24 | 684 | 3.36 | 443 | 9.10 | 656 | 4.50 | 285 | 11.12 | 617 | 5.10 | 295 | 11.20 | 630 | 2. |
| | 15.10 | 346 | 21.50 | 637 | 16.20 | 426 | 22.27 | 724 | 15.44 | 352 | 21.50 | 612 | 17.08 | 293 | 23.23 | 639 | 17.34 | 308 | 23.27 | 655 | |
| 3. | 3.35 | 356 | 10.16 | 633 | 5.20 | 441 | 10.45 | 700 | 3.42 | 404 | 10.46 | 710 | 5.37 | 267 | - | - | 5.58 | 287 | - | - | 3. |
| | 16.30 | 327 | 23.21 | 653 | 17.40 | 331 | 23.30 | 640 | 17.26 | 542 | 22.30 | 772 | 17.55 | 290 | 12.00 | 625 | 18.15 | 292 | 12.01 | 640 | |
| 4. | 4.37 | 420 | 10.15 | 725 | 5.53 | 292 | - | - | 5.20 | 456 | 11.10 | 733 | 6.14 | 290 | 0.01 | 663 | 6.44 | 275 | 0.09 | 654 | 4. |
| | 17.24 | 333 | - | - | 18.06 | 357 | 12.30 | 647 | 17.50 | 430 | 23.40 | 735 | 18.25 | 328 | 12.17 | 657 | 19.08 | 274 | 12.44 | 636 | |
| 5. | 5.53 | 368 | 0.26 | 653 | 6.37 | 361 | 0.20 | 696 | 6.22 | 359 | - | - | 7.18 | 341 | 0.31 | 710 | 7.28 | 263 | 0.54 | 650 | 5. |
| | 17.48 | 340 | 11.33 | 660 | 18.40 | 321 | 12.30 | 657 | 18.35 | 300 | 12.05 | 668 | 19.35 | 297 | 13.14 | 679 | 19.50 | 262 | 13.27 | 636 | |
| 6. | 6.11 | 288 | 23.56* | 627 | 7.20 | 317 | 0.55 | 665 | 6.40 | 304 | 0.20 | 663 | 7.47 | 272 | 1.05 | 673 | 8.09 | 262 | 1.35 | 644 | 6. |
| | 18.12 | 345 | 12.43 | 623 | 19.38 | 322 | 13.33 | 657 | 19.00 | 362 | 12.52 | 676 | 20.13 | 268 | 13.44 | 655 | 20.31 | 256 | 14.09 | 632 | |
| 7. | 6.50 | 363 | 0.33 | 705 | 7.55 | 325 | 1.34 | 677 | 7.30 | 350 | 1.04 | 706 | 8.33 | 272 | 1.55 | 673 | 8.50 | 266 | 2.31 | 636 | 7. |
| | 19.00 | 306 | 12.32 | 650 | 19.54 | 359 | 13.55 | 669 | 19.56 | 369 | 13.33 | 702 | 20.51 | 258 | 14.20 | 648 | 21.16 | 259 | 14.45 | 637 | |
| 8. | 7.16 | 347 | 1.25 | 645 | 8.45 | 387 | 1.34 | 726 | 7.54 | 313 | 1.28 | 692 | 9.10 | 266 | 2.36 | 653 | 9.36 | 273 | 3.17 | 634 | 8. |
| | 19.36 | 366 | 13.38 | 676 | 19.55 | 410 | 14.40 | 661 | 20.13 | 367 | 14.14 | 696 | 21.29 | 277 | 15.05 | 654 | 21.57 | 262 | 15.30 | 635 | |
| 9. | 8.15 | 373 | 1.30 | 730 | 8.47 | 507 | 2.40 | 814 | 8.48 | 428 | 2.07 | 761 | 9.42 | 270 | 3.20 | 650 | 10.17 | 287 | 4.09 | 625 | 9. |
| | 20.26 | 335 | 13.57 | 685 | 21.44 | 421 | 14.30 | 821 | 21.02 | 326 | 13.50 | 720 | 21.59 | 264 | 15.34 | 631 | 22.46 | 278 | 16.19 | 644 | |
| 10. | 8.59 | 297 | 2.05 | 682 | 9.44 | 276 | 2.40 | 705 | 9.30 | 288 | 2.44 | 709 | 10.20 | 285 | 4.12 | 624 | 11.05 | 310 | 5.03 | 624 | 10. |
| | 20.54 | 282 | 14.44 | 618 | 21.36 | 350 | 16.10 | 616 | 21.30 | 247 | 15.10 | 639 | 22.40 | 272 | 16.01 | 630 | 23.35 | 294 | 17.07 | 645 | |
| 11. | 9.15 | 311 | 3.06 | 641 | 10.25 | 410 | 4.06 | 757 | 10.04 | 364 | 4.16 | 679 | 10.57 | 305 | 5.00 | 627 | 11.57 | 323 | 6.00 | 619 | 11. |
| | 21.25 | 320 | 15.23 | 634 | 22.31 | 313 | 15.43 | 698 | 22.32 | 343 | 15.51 | 754 | 23.27 | 303 | 17.18 | 643 | - | - | 18.09 | 637 | |
| 12. | 9.55 | 319 | 3.45 | 655 | 10.50 | 293 | 4.10 | 656 | 10.34 | 286 | 3.46 | 683 | 11.49 | 308 | 5.45 | 615 | 0.34 | 287 | 7.10 | 592 | 12. |
| | 21.59 | 340 | 16.15 | 620 | 23.03 | 392 | 17.38 | 634 | 22.46 | 275 | 16.36 | 640 | - | - | 18.15 | 635 | 13.00 | 305 | 19.21 | 620 | |
| 13. | 10.28 | 333 | 4.20 | 655 | 11.35 | 426 | 5.00 | 732 | 11.15 | 305 | 4.59 | 649 | 0.27 | 306 | 7.30 | 599 | 1.52 | 274 | 8.33 | 589 | 13. |
| | 22.34 | 327 | 16.38 | 622 | 23.59 | 390 | 17.20 | 707 | 23.39 | 318 | 17.24 | 645 | 12.48 | 342 | 19.40 | 639 | 14.27 | 312 | 20.48 | 637 | |
| 14. | 11.04 | 310 | 4.46 | 638 | - | - | 5.49 | 681 | - | - | 6.16 | 664 | 1.39 | 326 | 8.37 | 636 | 3.15 | 289 | 9.49 | 616 | 14. |
| | 23.20 | 311 | 17.20 | 605 | 12.28 | 320 | 18.35 | 608 | 12.15 | 344 | 19.10 | 704 | 14.26 | 351 | 21.01 | 667 | 15.49 | 313 | 22.00 | 642 | |
| 15. | - | - | 5.40 | 632 | 0.35 | 294 | 7.40 | 670 | 1.05 | 425 | 6.40 | 747 | 3.26 | 304 | 9.52 | 629 | 4.29 | 286 | 10.50 | 621 | 15. |
| | 12.00 | 295 | 18.30 | 596 | 13.32 | 406 | 19.34 | 670 | 13.44 | 386 | 20.00 | 671 | 15.56 | 305 | 22.20 | 646 | 16.51 | 306 | 22.59 | 651 | |
| 16. | 0.03 | 303 | 6.50 | 638 | 2.19 | 324 | 9.45 | 677 | 2.25 | 367 | 8.19 | 667 | 4.35 | 288 | 11.15 | 652 | 5.24 | 291 | 11.36 | 642 | 16. |
| | 13.00 | 326 | 19.50 | 633 | 15.30 | 446 | 20.40 | 686 | 14.45 | 325 | 21.17 | 655 | 17.06 | 335 | 23.02 | 660 | 17.45 | 305 | 23.35 | 670 | |
| 17. | 1.27 | 375 | 7.57 | 690 | 3.32 | 364 | 10.02 | 685 | 3.32 | 323 | 10.06 | 670 | 5.35 | 267 | 12.11 | 646 | 5.59 | 306 | - | - | 17. |
| | 14.32 | 379 | 20.45 | 695 | 16.23 | 369 | 22.43 | 667 | 16.23 | 325 | 22.28 | 669 | 18.09 | 325 | 23.48 | 659 | 18.24 | 362 | 12.33 | 675 | |
| 18. | 3.00 | 402 | 9.05 | 730 | 5.10 | 290 | 11.30 | 602 | 4.54 | 290 | 11.24 | 680 | 6.23 | 292 | - | - | 6.41 | 310 | 0.19 | 661 | 18. |
| | 16.16 | 402 | 21.53 | 691 | 17.14 | 319 | 23.53 | 675 | 17.30 | 322 | 23.12 | 667 | 18.47 | 286 | 12.40 | 637 | 19.05 | 330 | 12.50 | 643 | |
| 19. | 4.05 | 334 | 10.10 | 664 | 6.10 | 318 | - | - | 5.43 | 263 | - | - | 7.00 | 267 | 0.40 | 653 | 7.27 | 308 | 0.55 | 666 | 19. |
| | 16.50 | 300 | 23.06 | 647 | 18.24 | 356 | 12.30 | 687 | 18.20 | 272 | 12.13 | 635 | 19.25 | 276 | 13.20 | 642 | 19.51 | 310 | 13.40 | 665 | |
| 20. | 5.20 | 302 | 11.40 | 681 | 7.14 | 288 | 0.20 | 700 | 6.50 | 264 | 0.15 | 668 | 7.50 | 268 | 1.11 | 660 | 7.59 | 316 | 1.42 | 660 | 20. |
| | 17.50 | 333 | 23.59 | 710 | 19.30 | 275 | 13.16 | 646 | 19.13 | 285 | 13.00 | 655 | 20.15 | 264 | 13.58 | 635 | 20.25 | 304 | 13.56 | 660 | |
| 21. | 6.24 | 390 | - | - | 7.55 | 239 | 1.20 | 656 | 7.38 | 256 | 0.54 | 675 | 8.23 | 283 | 2.10 | 636 | 8.31 | 294 | 2.05 | 644 | 21. |
| | 19.00 | 324 | 12.10 | 705 | 20.03 | 251 | 14.05 | 620 | 19.50 | 259 | 13.40 | 634 | 20.49 | 298 | 14.26 | 670 | 20.53 | 293 | 14.30 | 648 | |
| 22. | 7.04 | 319 | 0.50 | 680 | 8.54 | 303 | 2.20 | 665 | 8.12 | 268 | 1.46 | 663 | 8.57 | 291 | 2.27 | 654 | 9.00 | 313 | 2.54 | 641 | 22. |
| | 19.50 | 346 | 13.20 | 687 | 21.05 | 282 | 14.50 | 659 | 20.26 | 271 | 14.20 | 649 | 21.08 | 295 | 14.49 | 648 | 21.22 | 309 | 14.52 | 654 | |
| 23. | 8.20 | 293 | 1.12 | 712 | 9.25 | 262 | 2.46 | 665 | 8.52 | 268 | 2.16 | 671 | 9.23 | 308 | 3.03 | 652 | 9.24 | 306 | 3.13 | 628 | 23. |
| | 20.32 | 278 | 14.10 | 647 | 21.42 | 254 | 15.20 | 618 | 21.03 | 250 | 14.45 | 636 | 21.42 | 309 | 15.17 | 661 | 21.39 | 308 | 15.35 | 636 | |
| 24. | 9.00 | 262 | 2.25 | 669 | 9.32 | 297 | 3.40 | 630 | 9.15 | 234 | 2.46 | 620 | 9.50 | 325 | 3.40 | 649 | 9.38 | 348 | 4.10 | 612 | 24. |
| | 21.07 | 275 | 15.10 | 639 | 22.15 | 346 | 16.10 | 688 | 21.23 | 236 | 15.23 | 596 | 22.11 | 298 | 15.43 | 643 | 22.21 | 328 | 15.56 | 674 | |
| 25. | 9.46 | 272 | 3.14 | 660 | 10.10 | 347 | 3.47 | 689 | 9.44 | 283 | 3.40 | 630 | 10.11 | 300 | 4.00 | 611 | 10.15 | 312 | 4.06 | 600 | 25. |
| | 21.58 | 294 | 15.53 | 634 | 22.49 | 344 | 16.30 | 690 | 22.00 | 295 | 16.00 | 641 | 22.38 | 297 | 16.31 | 624 | 23.05 | 348 | 16.55 | 675 | |
| 26. | 10.25 | 299 | 3.56 | 671 | 10.53 | 315 | 4.20 | 666 | 10.10 | 316 | 3.51 | 644 | 10.43 | 307 | 4.41 | 598 | 11.00 | 345 | 5.06 | 626 | 26. |
| | 22.36 | 306 | 16.35 | 640 | 23.05 | 296 | 16.57 | 629 | 22.30 | 308 | 16.16 | 647 | 23.16 | 316 | 17.09 | 613 | 23.54 | 311 | 17.20 | 629 | |
| 27. | 10.50 | 319 | 4.34 | 665 | 11.30 | 291 | 4.55 | 623 | 10.40 | 316 | 4.30 | 636 | 11.16 | 328 | 5.29 | 588 | 11.31 | 442 | 6.51 | 583 | 27. |
| | 23.01 | 348 | 17.14 | 636 | 23.20 | 343 | 17.39 | 579 | 22.54 | 293 | 16.50 | 619 | - | - | 17.38 | 595 | - | - | 18.13 | 655 | |
| 28. | 11.30 | 359 | 5.17 | 683 | 11.30 | 435 | 6.05 | 645 | 10.58 | 314 | 5.04 | 589 | 0.01 | 295 | 6.55 | 572 | 0.48 | 382 | 6.38 | 592 | 28. |
| | 23.24 | 388 | 17.50 | 635 | - | - | 17.56 | 660 | 23.24 | 290 | 17.04 | 585 | 12.16 | 349 | 19.23 | 628 | 12.52 | 331 | 20.55 | 677 | |
| 29. | 11.00 | 317 | 5.46 | 653 | 0.10 | 394 | 6.25 | 641 | 11.30 | 317 | 5.30 | 550 | 1.27 | 342 | 8.17 | 618 | 2.30 | 464 | 8.12 | 662 | 29. |
| | 23.08 | 581 | 18.06 | 748 | 12.32 | 390 | 19.17 | 614 | - | - | 18.14 | 566 | 13.56 | 369 | 20.43 | 640 | 14.28 | 390 | 20.19 | 672 | |
| 30. | - | - | 5.37 | 887 | | | | | 0.10 | 307 | 7.00 | 560 | 3.00 | 325 | 9.30 | 613 | 3.05 | 330 | 9.30 | 629 | 30. |
| | 14.22 | 517 | 18.49 | 633 | | | | | 12.54 | 340 | 20.05 | 604 | 15.29 | 327 | 21.49 | 641 | 15.40 | 317 | 21.46 | 655 | |
| 31. | 0.13 | 381 | 8.42 | 691 | | | | | 2.02 | 322 | 9.05 | 610 | | | | | 4.20 | 292 | 10.36 | 643 | 31. |
| | 14.33 | 412 | 20.29 | 695 | | | | | 14.50 | 337 | 21.40 | 641 | | | | | 16.54 | 310 | 22.40 | 653 | |
| Mittel | | 342 | | 664 | | 345 | | 670 | | 328 | | 662 | | 300 | | 639 | | 309 | | 640 | Mittel |

| | MTnw (cm) | MThw (cm) |
|---|---|---|
| Winter | 336 | 660 |

* 5. Wert am 05.01.2000

Winterhalbjahr: 1.11. bis 30.4.
eisfrei

BfG Koblenz

PNP : NN - 5.00 m

W Tide
cm

Pegel : Emden, Neue Seeschleuse Nr.39700102
Gewässer : Unterems
Gebiet : Emsmündung

2000

| Tag | Juni Tnw Zeit | Juni Tnw cm | Juni Thw Zeit | Juni Thw cm | Juli Tnw Zeit | Juli Tnw cm | Juli Thw Zeit | Juli Thw cm | August Tnw Zeit | August Tnw cm | August Thw Zeit | August Thw cm | September Tnw Zeit | September Tnw cm | September Thw Zeit | September Thw cm | Oktober Tnw Zeit | Oktober Tnw cm | Oktober Thw Zeit | Oktober Thw cm | November Tnw Zeit | November Tnw cm | November Thw Zeit | November Thw cm | Dezember Tnw Zeit | Dezember Tnw cm | Dezember Thw Zeit | Dezember Thw cm | Tag |
|---|---|---|---|---|---|---|---|---|---|---|---|---|---|---|---|---|---|---|---|---|---|---|---|---|---|---|---|---|---|
| 1. | 5.20 | 266 | 11.37 | 622 | 5.40 | 308 | 11.45 | 653 | 7.13 | 286 | 1.07 | 644 | 8.42 | 282 | 2.34 | 625 | 8.56 | 310 | 2.41 | 662 | 9.09 | 333 | 2.55 | 694 | 9.34 | 318 | 2.58 | 679 | 1. |
| | 17.41 | 295 | 23.41 | 651 | 18.16 | 295 | - | - | 19.56 | 270 | 13.20 | 666 | 21.12 | 303 | 14.39 | 669 | 21.14 | 315 | 14.49 | 673 | 21.14 | 353 | 15.29 | 642 | 21.19 | 327 | 15.33 | 597 | |
| 2. | 6.09 | 285 | - | - | 6.40 | 289 | 0.13 | 657 | 8.13 | 298 | 2.00 | 653 | 9.22 | 316 | 3.11 | 657 | 9.22 | 307 | 3.18 | 650 | 9.47 | 345 | 3.31 | 671 | 10.02 | 370 | 4.07 | 665 | 2. |
| | 18.30 | 320 | 12.14 | 654 | 19.10 | 279 | 12.40 | 653 | 20.49 | 290 | 14.03 | 688 | 21.38 | 351 | 15.22 | 696 | 21.33 | 335 | 15.38 | 661 | 21.20 | 315 | 15.39 | 630 | 22.08 | 340 | 15.47 | 630 | |
| 3. | 7.04 | 285 | 0.24 | 681 | 7.38 | 295 | 1.14 | 651 | 8.55 | 298 | 2.56 | 648 | 10.10 | 359 | 3.45 | 696 | 9.51 | 338 | 3.39 | 661 | 10.02 | 375 | 4.21 | 658 | 10.31 | 354 | 4.26 | 641 | 3. |
| | 19.29 | 254 | 13.02 | 642 | 20.14 | 280 | 13.33 | 669 | 21.36 | 280 | 15.11 | 679 | 22.29 | 329 | 15.39 | 705 | 22.09 | 304 | 15.47 | 651 | 21.59 | 391 | 16.24 | 622 | 22.52 | 387 | 17.01 | 655 | |
| 4. | 7.44 | 253 | 1.22 | 640 | 8.30 | 300 | 2.12 | 658 | 9.43 | 296 | 3.44 | 645 | 10.28 | 313 | 4.03 | 644 | 9.57 | 298 | 4.10 | 585 | 10.45 | 377 | 4.24 | 651 | 11.25 | 342 | 4.55 | 650 | 4. |
| | 20.19 | 278 | 14.06 | 654 | 20.54 | 281 | 14.25 | 675 | 22.14 | 284 | 15.41 | 674 | 22.50 | 314 | 16.29 | 649 | 22.10 | 357 | 16.33 | 612 | 22.54 | 374 | 16.59 | 621 | 23.13 | 374 | 18.01 | 565 | |
| 5. | 8.38 | 284 | 2.13 | 648 | 9.11 | 309 | 3.02 | 655 | 10.25 | 304 | 4.24 | 633 | 10.58 | 318 | 4.50 | 631 | 10.39 | 349 | 4.29 | 639 | 11.53 | 368 | 5.41 | 639 | - | - | 6.10 | 619 | 5. |
| | 21.13 | 274 | 14.29 | 658 | 21.46 | 290 | 15.08 | 683 | 22.52 | 291 | 16.27 | 666 | 23.14 | 328 | 17.09 | 638 | 22.47 | 383 | 16.57 | 626 | - | - | 18.24 | 600 | 12.13 | 367 | 18.27 | 594 | |
| 6. | 9.24 | 304 | 3.09 | 652 | 10.01 | 320 | 3.52 | 651 | 11.03 | 306 | 5.05 | 625 | 11.28 | 329 | 5.33 | 613 | 11.26 | 440 | 5.29 | 648 | 0.08 | 360 | 6.15 | 565 | 0.30 | 373 | 7.13 | 633 | 6. |
| | 21.58 | 288 | 15.29 | 675 | 22.34 | 289 | 15.57 | 681 | 23.33 | 325 | 17.12 | 666 | 23.51 | 413 | 18.21 | 626 | 23.45 | 400 | 17.39 | 641 | 12.38 | 312 | 19.22 | 550 | 13.11 | 382 | 19.50 | 627 | |
| 7. | 10.11 | 317 | 4.05 | 644 | 10.45 | 308 | 4.34 | 630 | 11.41 | 327 | 5.37 | 638 | - | - | 6.33 | 683 | - | - | 6.12 | 611 | 1.14 | 339 | 8.21 | 624 | 1.59 | 370 | 8.34 | 652 | 7. |
| | 22.58 | 291 | 16.18 | 676 | 23.17 | 295 | 16.40 | 662 | - | - | 17.51 | 648 | 12.27 | 400 | 18.05 | 620 | 12.34 | 357 | 19.14 | 581 | 14.44 | 335 | 21.19 | 601 | 14.55 | 352 | 21.10 | 621 | |
| 8. | 11.01 | 300 | 4.54 | 626 | 11.26 | 332 | 5.34 | 635 | 0.11 | 316 | 6.19 | 617 | 0.37 | 349 | 7.50 | 623 | 1.01 | 362 | 7.48 | 590 | 3.07 | 332 | 9.36 | 625 | 3.15 | 343 | 9.51 | 650 | 8. |
| | 23.36 | 251 | 16.57 | 639 | 23.58 | 314 | 17.27 | 670 | 12.22 | 329 | 18.39 | 633 | 13.07 | 422 | 19.39 | 651 | 13.57 | 331 | 21.35 | 609 | 15.51 | 314 | 22.28 | 603 | 15.30 | 410 | 21.16 | 645 | |
| 9. | 11.39 | 289 | 5.50 | 579 | - | - | 6.13 | 616 | 0.51 | 329 | 7.10 | 614 | 2.11 | 385 | 8.41 | 628 | 2.45 | 419 | 9.10 | 653 | 3.58 | 337 | 10.38 | 639 | 4.08 | 330 | 10.29 | 626 | 9. |
| | - | - | 18.04 | 655 | 12.11 | 328 | 18.41 | 648 | 13.20 | 328 | 19.39 | 614 | 14.53 | 370 | 21.33 | 633 | 15.45 | 341 | 21.48 | 589 | 16.31 | 335 | 23.10 | 644 | 16.36 | 325 | 23.24 | 613 | |
| 10. | 0.30 | 309 | 6.54 | 634 | 0.45 | 330 | 7.30 | 625 | 1.49 | 316 | 8.45 | 620 | 3.39 | 359 | 10.01 | 642 | 4.03 | 321 | 10.14 | 534 | 4.57 | 349 | 11.13 | 677 | 5.00 | 334 | 11.13 | 639 | 10. |
| | 12.49 | 347 | 19.04 | 655 | 13.04 | 371 | 19.20 | 675 | 14.18 | 366 | 21.00 | 642 | 16.20 | 340 | 22.40 | 626 | 15.39 | 356 | 22.29 | 588 | 17.32 | 325 | 23.46 | 656 | 17.24 | 343 | - | - | |
| 11. | 1.40 | 309 | 8.00 | 610 | 1.41 | 360 | 8.17 | 639 | 2.54 | 367 | 9.27 | 644 | 4.49 | 331 | 11.02 | 637 | 4.59 | 302 | 11.03 | 527 | 5.59 | 323 | - | - | 6.20 | 367 | 0.06 | 690 | 11. |
| | 13.50 | 334 | 20.11 | 656 | 13.48 | 433 | 20.23 | 715 | 15.49 | 346 | 22.03 | 625 | 17.25 | 301 | 23.18 | 602 | 16.32 | 320 | 23.57 | 612 | 18.12 | 313 | 12.02 | 650 | 18.37 | 364 | 12.37 | 706 | |
| 12. | 2.44 | 318 | 9.11 | 629 | 2.58 | 422 | 9.08 | 683 | 4.11 | 332 | 10.46 | 643 | 5.32 | 288 | 11.52 | 637 | 5.25 | 323 | - | - | 6.32 | 310 | 0.29 | 628 | 6.54 | 346 | 0.50 | 684 | 12. |
| | 15.02 | 350 | 21.03 | 645 | 15.30 | 371 | 21.15 | 650 | 16.53 | 324 | 22.59 | 623 | 18.01 | 322 | - | - | 18.06 | 315 | 12.00 | 634 | 18.50 | 304 | 12.50 | 636 | 19.27 | 333 | 12.55 | 699 | |
| 13. | 3.46 | 300 | 10.21 | 628 | 3.46 | 323 | 10.02 | 636 | 5.14 | 314 | 11.33 | 641 | 6.12 | 340 | 0.21 | 640 | 6.20 | 289 | 0.18 | 611 | 7.16 | 318 | 1.14 | 655 | 7.13 | 366 | 1.24 | 669 | 13. |
| | 16.03 | 350 | 22.29 | 681 | 16.15 | 325 | 22.37 | 651 | 17.56 | 307 | 23.52 | 624 | 18.47 | 333 | 12.19 | 673 | 18.51 | 287 | 12.40 | 641 | 19.43 | 315 | 13.18 | 687 | 20.11 | 387 | 13.28 | 802 | |
| 14. | 4.38 | 364 | 10.32 | 680 | 4.37 | 342 | 11.00 | 672 | 5.48 | 326 | - | - | 7.00 | 320 | 0.54 | 643 | 7.01 | 296 | 1.05 | 631 | 8.05 | 302 | 1.38 | 665 | 8.36 | 415 | 2.06 | 769 | 14. |
| | 17.04 | 338 | 23.05 | 634 | 17.18 | 356 | 23.15 | 665 | 18.39 | 311 | 12.21 | 656 | 19.28 | 303 | 12.59 | 663 | 19.34 | 288 | 13.13 | 650 | 20.21 | 305 | 13.59 | 664 | 20.43 | 391 | 14.06 | 737 | |
| 15. | 5.27 | 311 | 11.37 | 650 | 5.30 | 349 | 11.38 | 670 | 6.39 | 325 | 0.32 | 635 | 7.37 | 299 | 1.27 | 635 | 7.51 | 302 | 1.39 | 644 | 8.41 | 290 | 2.18 | 656 | 8.53 | 409 | 2.22 | 754 | 15. |
| | 17.53 | 346 | 23.49 | 666 | 18.04 | 346 | 23.59 | 664 | 19.18 | 327 | 12.58 | 665 | 20.07 | 287 | 13.42 | 657 | 20.20 | 284 | 13.40 | 667 | 20.57 | 305 | 14.54 | 645 | 21.55 | 466 | 15.02 | 800 | |
| 16. | 6.14 | 337 | 11.59 | 665 | 6.14 | 348 | - | - | 7.24 | 316 | 1.16 | 644 | 8.00 | 309 | 2.10 | 619 | 8.33 | 289 | 2.11 | 638 | 9.19 | 294 | 2.57 | 652 | 10.32 | 416 | 3.04 | 795 | 16. |
| | 18.47 | 313 | - | - | 18.51 | 328 | 12.14 | 681 | 19.58 | 321 | 13.38 | 664 | 20.38 | 326 | 14.15 | 683 | 20.54 | 299 | 14.21 | 665 | 21.36 | 317 | 15.51 | 629 | 22.30 | 360 | 16.03 | 709 | |
| 17. | 6.56 | 281 | 0.19 | 635 | 7.03 | 319 | 0.42 | 650 | 7.57 | 310 | 1.45 | 634 | 8.47 | 319 | 2.32 | 661 | 9.00 | 335 | 2.50 | 672 | 10.03 | 329 | 3.59 | 665 | 10.59 | 321 | 4.14 | 717 | 17. |
| | 19.26 | 262 | 12.48 | 628 | 19.27 | 317 | 12.58 | 670 | 20.28 | 329 | 14.11 | 678 | 21.11 | 310 | 14.45 | 668 | 21.29 | 331 | 14.58 | 683 | 22.14 | 342 | 16.26 | 641 | 23.08 | 319 | 17.10 | 654 | |
| 18. | 7.21 | 279 | 1.13 | 601 | 7.36 | 323 | 1.24 | 649 | 8.35 | 316 | 2.26 | 648 | 9.24 | 305 | 3.11 | 644 | 9.42 | 273 | 3.10 | 639 | 10.54 | 332 | 4.38 | 657 | 11.44 | 302 | 5.18 | 679 | 18. |
| | 20.05 | 297 | 13.36 | 657 | 19.59 | 325 | 13.35 | 676 | 21.12 | 305 | 14.35 | 669 | 21.48 | 299 | 15.30 | 646 | 21.50 | 287 | 15.56 | 593 | 23.02 | 341 | 17.18 | 618 | 23.56 | 332 | 18.17 | 628 | |
| 19. | 8.01 | 276 | 1.33 | 625 | 8.15 | 358 | 1.59 | 659 | 9.08 | 307 | 2.57 | 628 | 9.48 | 291 | 3.47 | 608 | 10.06 | 325 | 4.10 | 625 | 11.49 | 353 | 5.44 | 637 | - | - | 6.20 | 670 | 19. |
| | 20.28 | 294 | 14.06 | 640 | 20.54 | 322 | 14.04 | 710 | 21.29 | 325 | 15.10 | 668 | 22.24 | 255 | 15.54 | 626 | 22.42 | 364 | 16.38 | 675 | - | - | 18.42 | 621 | 12.49 | 305 | 18.57 | 597 | |
| 20. | 8.38 | 310 | 2.19 | 637 | 8.43 | 323 | 2.29 | 647 | 9.37 | 331 | 3.30 | 645 | 9.56 | 255 | 3.49 | 534 | 11.06 | 316 | 4.29 | 652 | 0.13 | 374 | 6.21 | 641 | 1.06 | 274 | 7.00 | 569 | 20. |
| | 21.05 | 301 | 14.30 | 657 | 21.22 | 323 | 14.42 | 683 | 22.08 | 321 | 15.38 | 683 | 22.30 | 269 | 16.50 | 567 | 23.20 | 305 | 17.19 | 597 | 13.07 | 310 | 19.59 | 600 | 13.28 | 220 | 20.07 | 514 | |
| 21. | 9.05 | 312 | 2.57 | 629 | 9.26 | 333 | 3.06 | 653 | 10.15 | 321 | 4.05 | 646 | 10.57 | 304 | 5.19 | 579 | 11.47 | 313 | 5.49 | 595 | 1.31 | 338 | 7.59 | 613 | 1.50 | 231 | 8.33 | 561 | 21. |
| | 21.43 | 321 | 15.11 | 666 | 21.58 | 308 | 15.17 | 675 | 22.46 | 307 | 16.21 | 657 | 23.38 | 329 | 17.32 | 623 | - | - | 18.49 | 630 | 14.24 | 301 | 21.11 | 585 | 14.38 | 266 | 21.13 | 575 | |
| 22. | 9.31 | 336 | 3.35 | 624 | 9.58 | 307 | 3.44 | 626 | 10.53 | 316 | 4.48 | 623 | - | - | 5.48 | 600 | 0.19 | 384 | 6.48 | 652 | 3.00 | 298 | 9.57 | 628 | 3.06 | 291 | 9.56 | 620 | 22. |
| | 22.00 | 342 | 15.42 | 663 | 22.26 | 293 | 15.59 | 648 | 23.21 | 311 | 17.03 | 645 | 12.00 | 299 | 19.02 | 589 | 13.37 | 324 | 20.09 | 590 | 15.43 | 322 | 22.12 | 602 | 15.55 | 305 | 22.26 | 633 | |
| 23. | 10.02 | 349 | 4.16 | 623 | 10.24 | 306 | 4.18 | 610 | 11.27 | 323 | 5.30 | 612 | 0.34 | 320 | 7.21 | 612 | 1.52 | 339 | 8.34 | 624 | 4.00 | 344 | 10.14 | 634 | 4.30 | 327 | 10.48 | 657 | 23. |
| | 22.40 | 345 | 16.30 | 675 | 23.05 | 303 | 16.39 | 648 | - | - | 17.55 | 632 | 13.25 | 336 | 20.05 | 609 | 14.52 | 329 | 21.53 | 640 | 16.45 | 285 | 23.13 | 620 | 17.03 | 319 | 23.23 | 655 | |
| 24. | 10.32 | 353 | 4.46 | 621 | 11.07 | 319 | 5.09 | 611 | 0.10 | 312 | 6.14 | 601 | 2.12 | 309 | 8.26 | 577 | 3.21 | 382 | 10.09 | 704 | 4.58 | 318 | 11.42 | 670 | 5.24 | 328 | 11.38 | 666 | 24. |
| | 23.24 | 383 | 17.07 | 678 | 23.45 | 310 | 17.26 | 647 | 12.09 | 342 | 18.57 | 665 | 14.54 | 276 | 21.44 | 578 | 16.29 | 389 | 22.28 | 666 | 17.38 | 329 | 23.38 | 646 | 17.51 | 323 | 23.49 | 641 | |
| 25. | 11.49 | 386 | 5.44 | 653 | 11.54 | 327 | 5.50 | 612 | 1.12 | 366 | 7.17 | 628 | 3.25 | 314 | 10.05 | 633 | 4.49 | 363 | 10.47 | 646 | 6.02 | 313 | 11.58 | 630 | 6.09 | 296 | - | - | 25. |
| | - | - | 17.54 | 680 | - | - | 18.26 | 652 | 13.44 | 333 | 20.13 | 611 | 16.26 | 315 | 22.51 | 628 | 17.07 | 394 | 23.04 | 684 | 18.25 | 282 | - | - | 18.23 | 304 | 12.07 | 627 | |
| 26. | 0.19 | 362 | 6.29 | 646 | 0.41 | 325 | 7.02 | 630 | 2.32 | 304 | 8.49 | 588 | 4.55 | 320 | 11.01 | 640 | 5.34 | 405 | 11.12 | 739 | 6.38 | 273 | 0.41 | 585 | 6.54 | 306 | 0.28 | 642 | 26. |
| | 12.42 | 382 | 18.59 | 678 | 13.02 | 341 | 19.27 | 655 | 15.25 | 284 | 21.58 | 600 | 17.28 | 286 | 23.57 | 625 | 18.25 | 399 | 23.55 | 693 | 18.38 | 341 | 13.02 | 633 | 19.06 | 310 | 12.52 | 631 | |
| 27. | 1.26 | 355 | 7.37 | 636 | 1.44 | 331 | 8.08 | 625 | 3.50 | 300 | 10.37 | 648 | 5.47 | 304 | - | - | 6.25 | 349 | - | - | 7.17 | 343 | 0.59 | 673 | 7.42 | 315 | 1.09 | 663 | 27. |
| | 13.56 | 353 | 20.02 | 654 | 14.13 | 331 | 20.43 | 642 | 16.51 | 316 | 23.05 | 648 | 18.43 | 294 | 12.08 | 661 | 18.52 | 308 | 12.15 | 672 | 19.29 | 327 | 13.07 | 671 | 19.43 | 326 | 13.31 | 650 | |
| 28. | 2.23 | 336 | 8.47 | 637 | 2.52 | 324 | 9.27 | 642 | 5.13 | 327 | 11.27 | 657 | 6.52 | 299 | 0.47 | 628 | 7.15 | 321 | 1.08 | 662 | 7.55 | 290 | 1.27 | 647 | 8.11 | 331 | 1.48 | 682 | 28. |
| | 15.01 | 353 | 20.54 | 671 | 15.35 | 334 | 21.50 | 655 | 18.00 | 308 | - | - | 19.14 | 299 | 13.07 | 649 | 19.36 | 313 | 13.03 | 686 | 20.03 | 332 | 14.17 | 638 | 20.11 | 339 | 14.04 | 663 | |
| 29. | 3.35 | 328 | 9.59 | 655 | 4.14 | 322 | 10.38 | 651 | 6.18 | 313 | 0.16 | 645 | 7.36 | 319 | 1.29 | 658 | 7.37 | 333 | 1.41 | 623 | 8.33 | 310 | 1.56 | 653 | 8.40 | 360 | 2.16 | 696 | 29. |
| | 16.05 | 349 | 22.09 | 664 | 16.50 | 320 | 23.07 | 657 | 18.57 | 296 | 12.28 | 668 | 20.05 | 302 | 13.28 | 684 | 19.45 | 304 | 13.30 | 619 | 20.36 | 325 | 14.30 | 647 | 20.39 | 378 | 14.33 | 665 | |
| 30. | 4.40 | 310 | 10.55 | 649 | 5.25 | 315 | 11.40 | 660 | 7.16 | 314 | 1.04 | 656 | 8.19 | 301 | 2.03 | 659 | 8.16 | 356 | 3.55 | 573 | 8.56 | 326 | 2.39 | 656 | 9.09 | 385 | 2.26 | 704 | 30. |
| | 17.19 | 319 | 23.04 | 666 | 18.00 | 305 | - | - | 19.52 | 289 | 13.01 | 684 | 20.41 | 310 | 14.11 | 681 | 20.13 | 488 | 16.06 | 637 | 21.03 | 347 | 14.58 | 634 | 21.22 | 375 | 15.13 | 690 | |
| 31. | | | | | 6.26 | 307 | 0.13 | 660 | 8.09 | 291 | 1.48 | 647 | | | | | 8.40 | 400 | 2.18 | 711 | | | | | 9.47 | 335 | 3.10 | 698 | 31. |
| | | | | | 19.04 | 276 | 12.29 | 662 | 20.37 | 269 | 13.53 | 671 | | | | | 20.38 | 405 | 14.42 | 683 | | | | | 21.53 | 313 | 15.40 | 626 | |
| Mittel | | 316 | | 648 | | 323 | | 655 | | 314 | | 644 | | 319 | | 636 | | 339 | | 637 | | 327 | | 637 | | 342 | | 658 | Mittel |

| | MTnw (cm) | MThw (cm) |
|---|---|---|
| Sommer | 320 | 643 |

Sommerhalbjahr: 1.5. bis 31.10.
eisfrei

BfG Koblenz

PNP : NN - 5.00 m

W Tide

cm

Pegel : Emden, Neue Seeschleuse Nr. 39700102

Gewässer : Unterems

Gebiet : Emsmündung

## Hauptwerte

| | 1999 Nov Tnw | 1999 Nov Thw | 1999 Dez Tnw | 1999 Dez Thw | 2000 Jan Tnw | 2000 Jan Thw | 2000 Feb Tnw | 2000 Feb Thw | 2000 Mrz Tnw | 2000 Mrz Thw | 2000 Apr Tnw | 2000 Apr Thw | 2000 Mai Tnw | 2000 Mai Thw | 2000 Jun Tnw | 2000 Jun Thw | 2000 Jul Tnw | 2000 Jul Thw | 2000 Aug Tnw | 2000 Aug Thw | 2000 Sep Tnw | 2000 Sep Thw | 2000 Okt Tnw | 2000 Okt Thw | 2000 Nov Tnw | 2000 Nov Thw | 2000 Dez Tnw | 2000 Dez Thw |
|---|---|---|---|---|---|---|---|---|---|---|---|---|---|---|---|---|---|---|---|---|---|---|---|---|---|---|---|---|
| Tag | 28. | 16. | 22. | 23. | 24. | 15. | 21. | 27. | 24. | 29. | 7. | 28. | 6. | 27. | 8. | 9. | 31. | 23. | 31. | 26. | 19.+ | 20. | 18. | 11. | 26. | 6. | 20. | 20. |
| N | 267 | 582 | 244 | 557 | 262 | 596 | 239 | 579 | 234 | 550 | 258 | 572 | 256 | 583 | 251 | 579 | 276 | 610 | 269 | 588 | 255 | 534 | 273 | 527 | 273 | 550 | 220 | 514 |
| M | 342 | 646 | 359 | 681 | 342 | 664 | 345 | 670 | 328 | 662 | 300 | 639 | 309 | 640 | 316 | 648 | 323 | 655 | 314 | 644 | 319 | 636 | 339 | 637 | 327 | 637 | 342 | 658 |
| H | 473 | 747 | 536 | 885 | 581 | 887 | 507 | 821 | 542 | 772 | 369 | 710 | 464 | 677 | 386 | 681 | 433 | 715 | 367 | 688 | 422 | 705 | 488 | 739 | 391 | 694 | 466 | 802 |
| Tag | 18. | 6. | 4. | 3. | 29. | 30. | 9. | 9. | 3. | 3. | 29. | 5. | 29. | 28. | 25. | 3.+ | 11. | 11. | 11. | 2. | 8. | 3. | 30. | 26. | 3. | 1. | 15. | 13. |

| | 1990/1999 | | | | 1991/2000 10 Jahre | | | | | | | | | | | | | | | | | | | | | | | |
|---|---|---|---|---|---|---|---|---|---|---|---|---|---|---|---|---|---|---|---|---|---|---|---|---|---|---|---|---|
| Jahr | 1997 | 1997 | 1997 | 1997 | 1996 | 1996 | 1994 | 1994 | 1996 | 1996 | 1993 | 1994 | 1999+ | 1993 | 1994 | 1991 | 1996 | 1991 | 1995 | 1996 | 2000+ | 2000 | 1994 | 1999 | 1997 | 1997 | 1997 | 1997 |
| N | 211 | 507 | 180 | 458 | 184 | 484 | 154 | 460 | 208 | 498 | 199 | 550 | 239 | 567 | 237 | 578 | 264 | 581 | 261 | 579 | 255 | 534 | 235 | 497 | 211 | 507 | 180 | 458 |
| MN | 253 | 557 | 243 | 548 | 235 | 551 | 225 | 554 | 238 | 538 | 246 | 572 | 258 | 580 | 267 | 594 | 276 | 597 | 272 | 594 | 274 | 569 | 257 | 543 | 250 | 554 | 241 | 546 |
| M | 333 | 645 | 336 | 650 | 330 | 649 | 326 | 648 | 316 | 646 | 306 | 642 | 306 | 639 | 317 | 645 | 318 | 646 | 324 | 646 | 329 | 645 | 336 | 646 | 332 | 644 | 336 | 650 |
| MH | 465 | 755 | 494 | 789 | 503 | 800 | 486 | 786 | 448 | 759 | 406 | 740 | 386 | 694 | 384 | 700 | 387 | 708 | 394 | 719 | 441 | 734 | 484 | 760 | 454 | 748 | 483 | 782 |
| H | 534 | 800 | 581 | 885 | 616 | 962 | 613 | 886 | 542 | 887 | 465 | 791 | 464 | 714 | 415 | 717 | 433 | 769 | 429 | 749 | 494 | 800 | 602 | 847 | 534 | 800 | 547 | 885 |
| Jahr | 1992 | 1992 | 1990 | 1999 | 1995 | 1994 | 1993 | 1999 | 2000 | 1994 | 1995 | 1994 | 2000 | 1991 | 1994 | 1997 | 2000 | 1998 | 1994 | 1994 | 1995 | 1995 | 1991 | 1996 | 1992 | 1992 | 1991+ | 1999 |
| HThw ab 1901 | 942 | | 943 | | 1004 | | 1012 | | 1018 | | 885 | | 776 | | 779 | | 788 | | 830 | | 825 | | 899 | | 942 | | 943 | |

| | Abflussjahr (*) 2000 Jahr | Datum | Winter | Sommer | Kalenderjahr 2000 Jahr | Datum |
|---|---|---|---|---|---|---|
| NTnw | 234 | 24.03.2000 | 234 | 251 | 220 | 20.12.2000 |
| NThw | 527 | 11.10.2000 | 550 | 527 | 514 | 20.12.2000 |
| M | 328 | 652 | 336 | 660 | 320 | 643 | 325 | 649 |
| HTnw | 581 | 29.01.2000 | 581 | 488 | 581 | 29.01.2000 |
| HThw | 887 | 30.01.2000 | 887 | 739 | 887 | 30.01.2000 |
| | 1991/2000 (*) 10 Jahre | | | | 1991/2000 | |
| NTnw | 154 | 14.02.1994 | 154 | 235 | 154 | 14.02.1994 |
| NThw | 458 | 17.12.1997 | 458 | 497 | 458 | 17.12.1997 |
| MN | 204 | 499 | 204 | 510 | 253 | 541 | 203 | 500 |
| M | 323 | 646 | 324 | 647 | 322 | 644 | 323 | 646 |
| MH | 587 | 873 | 566 | 859 | 505 | 777 | 586 | 866 |
| HTnw | 616 | 10.01.1995 | 616 | 602 | 616 | 10.01.1995 |
| HThw | 962 | 28.01.1994 | 962 | 847 | 962 | 28.01.1994 |

## Extremwerte **)

| | NTnw cm | NTnw Datum | NThw cm | NThw Datum | HTnw cm | HTnw Datum | HThw cm | HThw Datum |
|---|---|---|---|---|---|---|---|---|
| 1 | 120 | e 15.03.1964 | 368 | 16.01.1905 | 769 | * 13.12.1894 | 1018 | 13.03.1906 |
| 2 | 132 | e 02.03.1987 | 378 | 07.12.1959 | 701 | 23.12.1954 | 1012 | 04.02.1944 |
| 3 | 141 | 25.01.1937 | 386 | 18.11.1916 | 692 | 06.11.1985 | 1004 | 28.01.1901 |
| 4 | 150 | 26.01.1937 | 398 | 18.01.1912 | 668 | 26.02.1990 | 976 | 16.02.1962 |
| 5 | 150 | 21.11.1927 | 405 | 25.01.1937 | 665 | 14.02.1989 | 970 | 13.01.1916 |
| 6 | 150 | 12.01.1913 | 410 | 11.11.1941 | 664 | 01.11.1965 | 962 | 28.01.1994 |
| 7 | 154 | 14.02.1994 | 420 | 06.02.1915 | 650 | 17.02.1962 | 958 | 04.01.1976 |
| 8 | 157 | 10.02.1947 | 424 | 08.03.1952 | 650 | 10.10.1926 | 943 | 22.12.1954 |
| 9 | 160 | e 09.01.1970 | 429 | 31.01.1950 | 648 | 07.01.1905 | 942 | 19.11.1973 |
| 10 | 160 | 19.11.1916 | 430 | 20.11.1927 | 646 | 14.01.1916 | 938 | 21.01.1976 |

## Häufigkeitstabelle (Unterschreitungstiden)

### Tideniedrigwasser

| cm a.P. | 1999 Nov | 1999 Dez | 2000 Jan | Feb | Mrz | Apr | Mai | Jun | Jul | Aug | Sep | Okt | Nov | Dez | Abflussjahr (*) 2000 Wi | So | Jahr | Kalenderjahr 2000 Jahr | 1991/2000 10 Jahre |
|---|---|---|---|---|---|---|---|---|---|---|---|---|---|---|---|---|---|---|---|
| 900 | | | | | | | | | | | | | | | | | | | |
| 880 | | | | | | | | | | | | | | | | | | | |
| 860 | | | | | | | | | | | | | | | | | | | |
| 840 | | | | | | | | | | | | | | | | | | | |
| 820 | | | | | | | | | | | | | | | | | | | |
| 800 | | | | | | | | | | | | | | | | | | | |
| 780 | | | | | | | | | | | | | | | | | | | |
| 760 | | | | | | | | | | | | | | | | | | | |
| 740 | | | | | | | | | | | | | | | | | | | |
| 720 | | | | | | | | | | | | | | | | | | | |
| 700 | | | | | | | | | | | | | | | | | | | |
| 680 | | | | | | | | | | | | | | | | | | | |
| 660 | | | | | | | | | | | | | | | | | | | |
| 640 | | | | | | | | | | | | | | | | | | | |
| 620 | | | | | | | | | | | | | | | | | | | 705.9 |
| 600 | | | 60 | | | | | | | | | | | | 351 | | 707 | 708 | 705.4 |
| 580 | | | 59 | | | | | | | | | | | | 350 | | 706 | 707 | 705.2 |
| 560 | | | 59 | | 60 | | | | | | | | | | 350 | | 706 | 707 | 705.0 |
| 540 | | 59 | 59 | | 59 | | | | | | | | | | 349 | | 705 | 706 | 704.0 |
| 520 | | 57 | 59 | 56 | 59 | | | | | | | | | | 347 | | 703 | 706 | 703.0 |
| 500 | | 57 | 58 | 55 | 59 | | | | | | | 60 | | | 345 | 356 | 701 | 704 | 701.5 |
| 480 | 58 | 56 | 58 | 55 | 59 | | 60 | | | | | 59 | | 60 | 344 | 355 | 699 | 703 | 699.6 |
| 460 | 57 | 56 | 58 | 55 | 59 | | 59 | | | | | 59 | | 59 | 343 | 354 | 697 | 701 | 696.3 |
| 440 | 56 | 53 | 57 | 53 | 56 | | 58 | | 60 | | 58 | 58 | | 59 | 333 | 352 | 685 | 693 | 689.8 |
| 420 | 52 | 52 | 56 | 49 | 52 | | 58 | | 58 | | 57 | 58 | | 59 | 319 | 349 | 668 | 681 | 680.7 |
| 400 | 49 | 46 | 53 | 46 | 51 | | 58 | 58 | 58 | | 55 | 53 | 58 | 55 | 303 | 342 | 645 | 663 | 666.3 |
| 380 | 48 | 40 | 50 | 40 | 50 | 58 | 56 | 55 | 58 | 60 | 54 | 47 | 57 | 50 | 286 | 330 | 616 | 635 | 642.1 |
| 360 | 44 | 31 | 44 | 36 | 45 | 57 | 55 | 53 | 55 | 57 | 53 | 44 | 51 | 38 | 257 | 317 | 574 | 588 | 597.6 |
| 340 | 35 | 24 | 34 | 27 | 39 | 52 | 52 | 41 | 48 | 55 | 47 | 37 | 41 | 31 | 211 | 280 | 491 | 504 | 511.5 |
| 320 | 22 | 11 | 23 | 21 | 32 | 43 | 47 | 33 | 27 | 36 | 35 | 23 | 24 | 17 | 152 | 201 | 353 | 361 | 366.3 |
| 300 | 6 | 8 | 11 | 15 | 21 | 31 | 24 | 19 | 11 | 14 | 15 | 10 | 7 | 6 | 92 | 93 | 185 | 184 | 204.6 |
| 280 | 1 | 6 | 4 | 6 | 13 | 15 | 12 | 9 | 2 | 2 | 4 | 1 | 1 | 4 | 45 | 30 | 75 | 73 | 79.3 |
| 260 | | 3 | | 3 | 6 | 1 | 2 | 3 | | | 2 | | | 2 | 13 | 7 | 20 | 19 | 27.3 |
| 240 | | | | 1 | 2 | | | | | | | | | 2 | 3 | | 3 | 5 | 9.7 |
| 220 | | | | | | | | | | | | | | | | | | | 3.6 |
| 200 | | | | | | | | | | | | | | | | | | | 1.5 |
| 180 | | | | | | | | | | | | | | | | | | | 0.2 |
| 160 | | | | | | | | | | | | | | | | | | | 0.1 |
| 140 | | | | | | | | | | | | | | | | | | | |
| 120 | | | | | | | | | | | | | | | | | | | |
| 100 | | | | | | | | | | | | | | | | | | | |
| 80 | | | | | | | | | | | | | | | | | | | |
| 60 | | | | | | | | | | | | | | | | | | | |
| 40 | | | | | | | | | | | | | | | | | | | |
| 20 | | | | | | | | | | | | | | | | | | | |

### Tidehochwasser

| cm a.P. | 1999 Nov | 1999 Dez | 2000 Jan | Feb | Mrz | Apr | Mai | Jun | Jul | Aug | Sep | Okt | Nov | Dez | Abflussjahr (*) 2000 Wi | So | Jahr | Kalenderjahr 2000 Jahr | 1991/2000 10 Jahre |
|---|---|---|---|---|---|---|---|---|---|---|---|---|---|---|---|---|---|---|---|
| 1200 | | | | | | | | | | | | | | | | | | | |
| 1180 | | | | | | | | | | | | | | | | | | | |
| 1160 | | | | | | | | | | | | | | | | | | | |
| 1140 | | | | | | | | | | | | | | | | | | | |
| 1120 | | | | | | | | | | | | | | | | | | | |
| 1100 | | | | | | | | | | | | | | | | | | | |
| 1080 | | | | | | | | | | | | | | | | | | | |
| 1060 | | | | | | | | | | | | | | | | | | | |
| 1040 | | | | | | | | | | | | | | | | | | | |
| 1020 | | | | | | | | | | | | | | | | | | | |
| 1000 | | | | | | | | | | | | | | | | | | | |
| 980 | | | | | | | | | | | | | | | | | | | 705.9 |
| 960 | | | | | | | | | | | | | | | | | | | 705.8 |
| 940 | | | | | | | | | | | | | | | | | | | 705.8 |
| 920 | | | | | | | | | | | | | | | | | | | 705.7 |
| 900 | | 60 | 60 | | | | | | | | | | | | 352 | | 707 | 707 | 705.7 |
| 880 | | 59 | 59 | | | | | | | | | | | | 350 | | 705 | 706 | 705.1 |
| 860 | | 59 | 59 | | | | | | | | | | | | 350 | | 705 | 706 | 704.8 |
| 840 | | 59 | 59 | 56 | | | | | | | | | | | 350 | | 705 | 706 | 704.3 |
| 820 | | 59 | 59 | 55 | | | | | | | | | | 60 | 349 | | 704 | 705 | 703.4 |
| 800 | | 59 | 59 | 54 | | | | | | | | | | 58 | 348 | | 703 | 702 | 701.6 |
| 780 | | 57 | 59 | 54 | 60 | | | | | | | | | 57 | 346 | | 701 | 701 | 699.9 |
| 760 | 58 | 56 | 59 | 54 | 58 | | | | | | | | | 56 | 343 | | 698 | 698 | 695.7 |
| 740 | 57 | 53 | 58 | 53 | 56 | | | | | | | 60 | | 55 | 335 | 355 | 690 | 693 | 690.8 |
| 720 | 56 | 48 | 55 | 50 | 53 | 58 | | | 59 | | 58 | 59 | | 54 | 320 | 354 | 674 | 682 | 677.2 |
| 700 | 55 | 39 | 51 | 46 | 47 | 57 | | 58 | 57 | 60 | 57 | 57 | 58 | 50 | 295 | 349 | 644 | 658 | 649.7 |
| 680 | 50 | 32 | 40 | 36 | 43 | 57 | 60 | 54 | 52 | 57 | 51 | 52 | 56 | 43 | 258 | 326 | 584 | 601 | 599.4 |
| 660 | 36 | 24 | 33 | 23 | 28 | 48 | 48 | 42 | 37 | 44 | 45 | 41 | 48 | 34 | 192 | 257 | 449 | 471 | 490.3 |
| 640 | 25 | 11 | 21 | 12 | 17 | 27 | 28 | 20 | 12 | 22 | 31 | 29 | 30 | 22 | 113 | 142 | 255 | 271 | 316.1 |
| 620 | 14 | 6 | 3 | 6 | 10 | 11 | 8 | 3 | 4 | 8 | 13 | 18 | 11 | 10 | 50 | 54 | 104 | 105 | 155.9 |
| 600 | 7 | 2 | 1 | 1 | 6 | 5 | 4 | 1 | | 1 | 6 | 12 | 4 | 8 | 22 | 24 | 46 | 49 | 63.5 |
| 580 | | 1 | | 1 | 3 | 1 | | 1 | | | 5 | 3 | 2 | 5 | 6 | 9 | 15 | 21 | 28.3 |
| 560 | | 1 | | | 1 | | | | | | 1 | 2 | 1 | 1 | 2 | 3 | 5 | 6 | 14.1 |
| 540 | | | | | | | | | | | 1 | 2 | | 1 | | 3 | 3 | 4 | 6.1 |
| 520 | | | | | | | | | | | | | | 1 | | | | 1 | 2.5 |
| 500 | | | | | | | | | | | | | | | | | | | 0.8 |
| 480 | | | | | | | | | | | | | | | | | | | 0.2 |
| 460 | | | | | | | | | | | | | | | | | | | 0.1 |
| 440 | | | | | | | | | | | | | | | | | | | |
| 420 | | | | | | | | | | | | | | | | | | | |
| 400 | | | | | | | | | | | | | | | | | | | |
| 380 | | | | | | | | | | | | | | | | | | | |
| 360 | | | | | | | | | | | | | | | | | | | |
| 340 | | | | | | | | | | | | | | | | | | | |
| 320 | | | | | | | | | | | | | | | | | | | |

(*) Abflußjahr: 1.11. des Vorjahres bis 31.10.
**) Extremwerte ab 1901
* außerhalb der Vergleichsreihe
e = Wert ist ergänzt
eisfrei

$A_{Eo}$ : 1327 $km^2$

PNP : NN - 5.00 m

Lage: 4.0 km oberhalb der Mündung rechts

W Tide — cm

Pegel : Nortmoor — Nr. 3889102

Gewässer : Jümme

Gebiet : Leda

## Hauptwerte

| | 1999 Nov Tnw | 1999 Nov Thw | 1999 Dez Tnw | 1999 Dez Thw | 2000 Jan Tnw | 2000 Jan Thw | 2000 Feb Tnw | 2000 Feb Thw | 2000 Mrz Tnw | 2000 Mrz Thw | 2000 Apr Tnw | 2000 Apr Thw | 2000 Mai Tnw | 2000 Mai Thw | 2000 Jun Tnw | 2000 Jun Thw | 2000 Jul Tnw | 2000 Jul Thw | 2000 Aug Tnw | 2000 Aug Thw | 2000 Sep Tnw | 2000 Sep Thw | 2000 Okt Tnw | 2000 Okt Thw | 2000 Nov Tnw | 2000 Nov Thw | 2000 Dez Tnw | 2000 Dez Thw |
|---|---|---|---|---|---|---|---|---|---|---|---|---|---|---|---|---|---|---|---|---|---|---|---|---|---|---|---|---|
| Tag | 28. | 7. | 20. | 20. | 10. | 10. | 26. | 26. | 29. | 7. | 11. | 10. | 4.+ | 29. | 9. | 9. | 23. | 12. | 26. | 26. | 20. | 20. | 11. | 11. | 7. | 6. | 22. | 22. |
| N | 396 | 505 | 416 | 514 | 393 | 489 | 426 | 539 | 427 | 556 | 390 | 502 | 420 | 562 | 420 | 597 | 432 | 593 | 409 | 602 | 393 | 552 | 407 | 539 | 422 | 536 | 350 | 416 |
| M | 442 | 634 | 474 | 601 | 460 | 617 | 471 | 622 | 482 | 630 | 448 | 649 | 447 | 652 | 452 | 661 | 456 | 664 | 451 | 660 | 448 | 646 | 454 | 637 | 457 | 643 | 447 | 612 |
| H | 507 | 688 | 537 | 693 | 595 | 689 | 540 | 691 | 596 | 686 | 469 | 686 | 484 | 691 | 478 | 692 | 489 | 696 | 476 | 700 | 478 | 704 | 520 | 687 | 543 | 685 | 501 | 684 |
| Tag | 18. | 2. | 4. | 11. | 30. | 24. | 9. | 16. | 3. | 4. | 4. | 6.+ | 29. | 25. | 25.+ | 3. | 11. | 20. | 2. | 2. | 8. | 2. | 30. | 1. | 6. | 2. | 15. | 19. |

| | 1990/1999 | | | | 1991/2000 10 Jahre | | | | | | | | | | | | | | | | | | | | | | | |
|---|---|---|---|---|---|---|---|---|---|---|---|---|---|---|---|---|---|---|---|---|---|---|---|---|---|---|---|---|
| Jahr | 1997 | 1990 | 1997 | 1997 | 1996 | 1996 | 1994 | 1994 | 1996 | 1999 | 2000 | 1997 | 1999 | 1996 | 1997 | 1997 | 1999 | 1993 | 1996 | 1991 | 2000 | 1997+ | 1999 | 1991 | 1997 | 1997 | 1997 | 2000 |
| N | 365 | 502 | 337 | 459 | 382 | 464 | 352 | 470 | 370 | 473 | 390 | 501 | 405 | 549 | 416 | 521 | 420 | 528 | 406 | 542 | 393 | 517 | 343 | 470 | 365 | 504 | 337 | 416 |
| MN | 408 | 520 | 405 | 520 | 418 | 517 | 416 | 512 | 406 | 520 | 416 | 533 | 421 | 584 | 428 | 593 | 428 | 594 | 426 | 575 | 416 | 552 | 399 | 523 | 408 | 523 | 398 | 510 |
| M | 463 | 626 | 468 | 623 | 478 | 615 | 473 | 618 | 465 | 628 | 456 | 640 | 452 | 649 | 456 | 654 | 454 | 653 | 453 | 649 | 455 | 642 | 459 | 636 | 460 | 628 | 465 | 622 |
| MH | 531 | 686 | 547 | 689 | 568 | 681 | 541 | 683 | 534 | 687 | 493 | 687 | 487 | 697 | 491 | 700 | 486 | 694 | 522 | 699 | 502 | 693 | 536 | 694 | 529 | 685 | 539 | 689 |
| H | 568 | 694 | 612 | 701 | 663 | 704 | 623 | 695 | 596 | 701 | 529 | 707 | 525 | 706 | 538 | 711 | 508 | 703 | 610 | 704 | 557 | 706 | 633 | 714 | 568 | 694 | 612 | 701 |
| Jahr | 1992 | 1995 | 1993 | 1993 | 1994 | 1995 | 1993 | 1997 | 2000 | 1998 | 1994 | 1998 | 1992 | 1996 | 1991 | 1997 | 1993 | 1991 | 1997 | 1997 | 1994 | 1997 | 1998 | 1998 | 1992 | 1995 | 1993 | 1993 |
| HThw ab 1954 | 710 | | 708 | | 710 | | 697 | | 701 | | 709 | | 706 | | 711 | | 703 | | 704 | | 706 | | 714 | | 710 | | 708 | |

| | Abflußjahr (*) 2000 Jahr | Datum | Winter | Sommer | Kalenderjahr 2000 Jahr | Datum |
|---|---|---|---|---|---|---|
| NTnw | 390 | 11.04.2000 | 390 | 393 | 350 | 22.12.2000 |
| NThw | 489 | 10.01.2000 | 489 | 539 | 416 | 22.12.2000 |
| M | 457 | 639 | 463 | 625 | 451 | 653 |
| HTnw | 596 | 03.03.2000 | 596 | 520 | 596 | 03.03.2000 |
| HThw | 704 | 02.09.2000 | 693 | 704 | 704 | 02.09.2000 |
| | 1991/2000 (*) 10 Jahre | | | | 1991/2000 | |
| NTnw | 337 | 18.12.1997 | 337 | 343 | 337 | 18.12.1997 |
| NThw | 459 | 17.12.1997 | 459 | 470 | 416 | 22.12.2000 |
| MN | 375 | 481 | 381 | 487 | 394 | 520 |
| M | 461 | 636 | 467 | 625 | 455 | 647 |
| MH | 610 | 706 | 594 | 696 | 568 | 705 |
| HTnw | 663 | 28.01.1994 | 663 | 633 | 663 | 28.01.1994 |
| HThw | 714 | 28.10.1998 | 707 | 714 | 714 | 28.10.1998 |

## Extremwerte **)

| | NTnw cm | NTnw Datum | NThw cm | NThw Datum | HTnw cm | HTnw Datum | HThw cm | HThw Datum |
|---|---|---|---|---|---|---|---|---|
| 1 | 288 | 08.12.1959 | 382 | 07.12.1959 | 674 | 03.01.1976 | 714 | 28.10.1998 |
| 2 | 298 | 15.03.1964 | 406 | 15.03.1964 | 663 | 28.01.1994 | 711 | 23.06.1997 |
| 3 | 337 | 18.12.1997 | 416 | 22.12.2000 | 661 | 10.01.1995 | 710 | 26.11.1960 |
| 4 | 338 | 17.12.1997 | 435 | 17.01.1972 | 658 | 17.02.1962 | 710 | 04.01.1976 |
| 5 | 343 | 21.10.1999 | 436 | 08.12.1959 | 650 | 02.02.1983 | 709 | 07.04.1959 |
| 6 | 350 | 22.12.2000 | 436 | 17.11.1965 | 644 | 02.02.1983 | 708 | 12.06.1998 |
| 7 | 354 | 21.10.1999 | 440 | 01.03.1971 | 642 | 15.01.1968 | 708 | 15.06.1995 |
| 8 | 354 | 01.03.1981 | 441 | 21.12.2000 | 640 | 23.02.1967 | 708 | 05.12.1960 |
| 9 | 355 | 01.03.1987 | 446 | 19.01.1963 | 635 | 02.11.1965 | 707 | 16.04.1998 |
| 10 | 356 | 22.12.2000 | 446 | 17.03.1969 | 634 | 26.05.1970 | 706 | 14.10.1997 |

## Häufigkeitstabelle (Unterschreitungstiden)

### Tideniedrigwasser

| cm a.P. | 1999 Nov | 1999 Dez | 2000 Jan | Feb | Mrz | Apr | Mai | Jun | Jul | Aug | Sep | Okt | Nov | Dez | Abflußjahr (*) 2000 Wi | So | Jahr | Kalenderjahr 2000 Jahr | 1991/2000 10 Jahre |
|---|---|---|---|---|---|---|---|---|---|---|---|---|---|---|---|---|---|---|---|
| 900 | | | | | | | | | | | | | | | | | | | |
| 880 | | | | | | | | | | | | | | | | | | | |
| 860 | | | | | | | | | | | | | | | | | | | |
| 840 | | | | | | | | | | | | | | | | | | | |
| 820 | | | | | | | | | | | | | | | | | | | |
| 800 | | | | | | | | | | | | | | | | | | | |
| 780 | | | | | | | | | | | | | | | | | | | |
| 760 | | | | | | | | | | | | | | | | | | | |
| 740 | | | | | | | | | | | | | | | | | | | |
| 720 | | | | | | | | | | | | | | | | | | | |
| 700 | | | | | | | | | | | | | | | | | | | |
| 680 | | | | | | | | | | | | | | | | | | | 705.8 |
| 660 | | | | | | | | | | | | | | | | | | | 705.6 |
| 640 | | | | | | | | | | | | | | | | | | | 705.6 |
| 620 | | | | | | | | | | | | | | | | | | | 705.2 |
| 600 | | | 60 | | 60 | | | | | | | | | | 352 | | 708 | 707 | 704.4 |
| 580 | | | 59 | | 59 | | | | | | | | | | 350 | | 706 | 705 | 703.4 |
| 560 | | | 58 | 56 | 58 | | | | | | | | 58 | | 348 | | 704 | 703 | 700.4 |
| 540 | | 60 | 58 | 55 | 56 | | | | | | | 60 | 57 | | 345 | 356 | 701 | 699 | 692.1 |
| 520 | 58 | 58 | 58 | 54 | 53 | | | | | | | 59 | 57 | 59 | 339 | 355 | 694 | 694 | 681.0 |
| 500 | 57 | 50 | 54 | 50 | 45 | | 60 | | 60 | | | 59 | 57 | 58 | 314 | 355 | 669 | 677 | 653.3 |
| 480 | 56 | 36 | 52 | 35 | 30 | 58 | 59 | 58 | 58 | 60 | 58 | 58 | 56 | 53 | 267 | 351 | 618 | 635 | 578.9 |
| 460 | 49 | 18 | 33 | 17 | 14 | 50 | 47 | 42 | 38 | 51 | 42 | 37 | 32 | 36 | 181 | 257 | 438 | 439 | 388.8 |
| 440 | 27 | 4 | 12 | 5 | 5 | 10 | 19 | 9 | 4 | 7 | 15 | 12 | 6 | 23 | 63 | 66 | 129 | 127 | 123.0 |
| 420 | 3 | 1 | 4 | | | 1 | | | | 1 | 5 | 1 | | 7 | 9 | 7 | 16 | 19 | 24.8 |
| 400 | 1 | | 1 | | | 1 | | | | | 1 | | | 4 | 3 | 1 | 4 | 7 | 7.2 |
| 380 | | | | | | | | | | | | | | 2 | | | | 2 | 2.0 |
| 360 | | | | | | | | | | | | | | 2 | | | | 2 | 0.7 |
| 340 | | | | | | | | | | | | | | | | | | | 0.2 |
| 320 | | | | | | | | | | | | | | | | | | | |
| 300 | | | | | | | | | | | | | | | | | | | |
| 280 | | | | | | | | | | | | | | | | | | | |
| 260 | | | | | | | | | | | | | | | | | | | |
| 240 | | | | | | | | | | | | | | | | | | | |
| 220 | | | | | | | | | | | | | | | | | | | |
| 200 | | | | | | | | | | | | | | | | | | | |
| 180 | | | | | | | | | | | | | | | | | | | |
| 160 | | | | | | | | | | | | | | | | | | | |
| 140 | | | | | | | | | | | | | | | | | | | |
| 120 | | | | | | | | | | | | | | | | | | | |
| 100 | | | | | | | | | | | | | | | | | | | |
| 80 | | | | | | | | | | | | | | | | | | | |
| 60 | | | | | | | | | | | | | | | | | | | |
| 40 | | | | | | | | | | | | | | | | | | | |
| 20 | | | | | | | | | | | | | | | | | | | |

### Tidehochwasser

| cm a.P. | 1999 Nov | 1999 Dez | 2000 Jan | Feb | Mrz | Apr | Mai | Jun | Jul | Aug | Sep | Okt | Nov | Dez | Abflußjahr (*) 2000 Wi | So | Jahr | Kalenderjahr 2000 Jahr | 1991/2000 10 Jahre |
|---|---|---|---|---|---|---|---|---|---|---|---|---|---|---|---|---|---|---|---|
| 1200 | | | | | | | | | | | | | | | | | | | |
| 1180 | | | | | | | | | | | | | | | | | | | |
| 1160 | | | | | | | | | | | | | | | | | | | |
| 1140 | | | | | | | | | | | | | | | | | | | |
| 1120 | | | | | | | | | | | | | | | | | | | |
| 1100 | | | | | | | | | | | | | | | | | | | |
| 1080 | | | | | | | | | | | | | | | | | | | |
| 1060 | | | | | | | | | | | | | | | | | | | |
| 1040 | | | | | | | | | | | | | | | | | | | |
| 1020 | | | | | | | | | | | | | | | | | | | |
| 1000 | | | | | | | | | | | | | | | | | | | |
| 980 | | | | | | | | | | | | | | | | | | | |
| 960 | | | | | | | | | | | | | | | | | | | |
| 940 | | | | | | | | | | | | | | | | | | | |
| 920 | | | | | | | | | | | | | | | | | | | |
| 900 | | | | | | | | | | | | | | | | | | | |
| 880 | | | | | | | | | | | | | | | | | | | |
| 860 | | | | | | | | | | | | | | | | | | | |
| 840 | | | | | | | | | | | | | | | | | | | |
| 820 | | | | | | | | | | | | | | | | | | | |
| 800 | | | | | | | | | | | | | | | | | | | |
| 780 | | | | | | | | | | | | | | | | | | | |
| 760 | | | | | | | | | | | | | | | | | | | |
| 740 | | | | | | | | | | | | | | | | | | | |
| 720 | | | | | | | | | | 60 | 58 | | | | | 355 | 707 | 707 | 705.9 |
| 700 | 58 | 60 | 59 | 57 | 60 | 58 | 59 | 58 | 60 | 59 | 57 | 60 | 58 | 60 | 352 | 353 | 705 | 705 | 702.7 |
| 680 | 51 | 58 | 58 | 54 | 57 | 53 | 53 | 49 | 49 | 49 | 50 | 53 | 56 | 57 | 331 | 303 | 634 | 638 | 648.7 |
| 660 | 39 | 50 | 49 | 43 | 46 | 33 | 32 | 23 | 19 | 27 | 37 | 40 | 40 | 44 | 260 | 178 | 438 | 433 | 494.5 |
| 640 | 25 | 47 | 29 | 33 | 33 | 17 | 12 | 7 | 7 | 10 | 19 | 28 | 22 | 32 | 184 | 83 | 267 | 249 | 304.9 |
| 620 | 18 | 38 | 24 | 25 | 24 | 7 | 6 | 2 | 3 | 2 | 10 | 21 | 11 | 28 | 136 | 44 | 180 | 163 | 179.2 |
| 600 | 12 | 31 | 19 | 19 | 12 | 3 | 2 | 1 | 2 | | 7 | 11 | 3 | 21 | 96 | 23 | 119 | 100 | 111.2 |
| 580 | 7 | 21 | 15 | 14 | 6 | 2 | 2 | | | | 1 | 3 | 3 | 18 | 65 | 6 | 71 | 64 | 66.3 |
| 560 | 4 | 13 | 10 | 4 | 2 | 2 | | | | | 1 | 2 | 2 | 13 | 35 | 3 | 38 | 36 | 35.7 |
| 540 | 2 | 6 | 8 | 1 | | 1 | | | | | | 1 | 1 | 6 | 18 | 1 | 19 | 18 | 19.7 |
| 520 | 2 | 2 | 4 | | | 1 | | | | | | | | 4 | 9 | | 9 | 9 | 8.4 |
| 500 | | | 1 | | | | | | | | | | | 2 | 1 | | 1 | 3 | 2.2 |
| 480 | | | | | | | | | | | | | | 2 | | | | 2 | 0.8 |
| 460 | | | | | | | | | | | | | | 2 | | | | 2 | 0.3 |
| 440 | | | | | | | | | | | | | | 1 | | | | 1 | 0.1 |
| 420 | | | | | | | | | | | | | | 1 | | | | 1 | 0.1 |
| 400 | | | | | | | | | | | | | | | | | | | |
| 380 | | | | | | | | | | | | | | | | | | | |
| 360 | | | | | | | | | | | | | | | | | | | |
| 340 | | | | | | | | | | | | | | | | | | | |
| 320 | | | | | | | | | | | | | | | | | | | |

(*) Abflußjahr: 1.11. des Vorjahres bis 31.10.
in der Regel tidebeeinfußt
**) Extremwerte seit 1954

NLÖ Hildesheim

$A_{Eo}$ : 1327 $km^2$

PNP : NN - 5.00 m

Lage: 4.0 km oberhalb der Mündung rechts

W Tide

cm

Pegel : Nortmoor Nr. 3889102

Gewässer : Jümme

Gebiet : Leda

| Tag | 1999 November Tnw Zeit | cm | Thw Zeit | cm | Dezember Tnw Zeit | cm | Thw Zeit | cm | 2000 Januar Tnw Zeit | cm | Thw Zeit | cm | Februar Tnw Zeit | cm | Thw Zeit | cm | März Tnw Zeit | cm | Thw Zeit | cm | April Tnw Zeit | cm | Thw Zeit | cm | Mai Tnw Zeit | cm | Thw Zeit | cm | Tag |
|---|---|---|---|---|---|---|---|---|---|---|---|---|---|---|---|---|---|---|---|---|---|---|---|---|---|---|---|---|---|
| 1. | 1.55 b | 460 | 9.21 b | 577 | 1.58 | 491 | - | - | 4.19 | 459 | 9.13 | 645 | 5.25 b | 478 | 0.28 b | 585 | 3.27 | 498 | 9.02 | 668 | 6.51 | 461 | 11.38 | 645 | 7.11 | 441 | 11.51 | 642 | 1. |
| | 14.52 b | 435 | 20.13 | 627 | 13.55 b | 528 | 12.16 b | 555 | 17.08 | 465 | 22.02 | 655 | 18.06 | 473 | 9.30 | 643 | 16.38 | 518 | - | - | 19.14 | 462 | 23.53 | 659 | 19.29 | 440 | - | - | |
| 2. | 2.37 | 455 | 10.38 b | 582 | 3.34 b | 479 | 0.08 b | 557 | 5.31 | 472 | 10.19 | 651 | 6.48 | 487 | 22.41 * | 657 | 6.00 b | 501 | 1.02 b | 604 | 7.55 | 458 | - | - | 8.03 | 442 | 0.06 | 663 | 2. |
| | 15.43 b | 457 | 21.21 | 688 | 16.23 b | 468 | 13.41 b | 522 | 18.13 | 468 | 23.01 | 654 | 18.39 b | 484 | 14.30 b | 572 | 18.50 | 481 | 10.41 | 673 | 20.07 | 452 | 12.25 | 633 | 20.24 | 448 | 12.45 | 651 | |
| 3. | 4.20 | 485 | 11.33 b | 592 | 4.12 b | 461 | 1.38 b | 515 | 6.31 | 473 | 10.55 | 647 | 7.36 b | 484 | 3.35 b | 561 | 6.20 | 506 | 23.02 * | 635 | 8.42 | 453 | 0.43 | 653 | 8.54 | 447 | 0.55 | 674 | 3. |
| | 17.35 b | 442 | 22.32 | 629 | 16.14 b | 471 | 12.52 b | 547 | 19.23 | 467 | - | - | 20.31 b | 436 | 15.28 b | 544 | 19.24 b | 596 | 15.37 b | 645 | 20.49 | 452 | 13.18 | 635 | 21.12 | 446 | 13.28 | 660 | |
| 4. | 5.56 | 437 | 10.51 | 657 | 4.57 b | 537 | 4.26 b | 543 | 7.17 | 508 | 0.38 | 668 | 8.52 | 453 | 0.32 | 654 | 7.49 b | 570 | 2.09 b | 686 | 9.13 | 462 | 1.27 ● | 673 | 9.40 | 445 | 1.39 ● | 673 | 4. |
| | 18.51 | 437 | 23.38 | 635 | 18.55 b | 472 | 14.35 b | 574 | 20.24 b | 473 | 14.36 b | 599 | 20.53 | 481 | 13.34 | 657 | 20.24 b | 554 | 14.32 b | 676 | 21.16 | 469 | 13.48 | 670 | 21.57 b | 420 | 15.57 b | 569 | |
| 5. | 7.11 | 433 | 11.55 | 635 | 7.01 b | 439 | 2.20 b | 540 | 8.37 | 510 | 1.00 | 671 | 9.26 b | 459 | 4.28 ● b | 570 | 9.16 b | 526 | 3.03 b | 663 | 10.07 b | 433 | 5.12 b | 544 | 10.21 | 435 | 2.27 | 665 | 5. |
| | 19.41 | 429 | - | - | 20.16 b | 426 | 15.45 b | 526 | 20.43 b | 472 | 14.48 b | 601 | 21.46 | 472 | 13.36 | 670 | 21.34 b | 489 | 14.53 b | 629 | 22.25 | 459 | 14.50 | 684 | 22.39 | 435 | 14.54 | 653 | |
| 6. | 7.35 | 433 | 0.38 | 602 | 8.04 | 448 | 0.34 | 661 | 9.15 | 469 | 0.50 ● | 649 | 10.14 | 477 | 2.05 | 679 | 9.41 b | 468 | 3.47 b ● | 590 | 10.43 | 458 | 2.41 | 686 | 11.01 | 436 | 3.06 | 661 | 6. |
| | 19.17 b | 458 | 15.48 b | 544 | 20.11 | 488 | 13.15 | 679 | 21.08 | 477 | 13.36 | 638 | 22.26 | 481 | 14.42 | 670 | 21.48 b | 466 | 17.04 b | 560 | 23.01 | 457 | 15.15 | 671 | 23.22 | 434 | 15.33 | 649 | |
| 7. | 8.15 b | 450 | 5.35 b | 505 | 8.31 b | 498 | 4.03 b ● | 586 | 9.39 b | 462 | 4.50 b | 568 | 10.41 b | 447 | 5.11 b | 577 | 10.17 b | 461 | 5.42 b | 556 | 11.22 | 459 | 3.30 | 686 | 11.40 | 436 | 3.59 | 654 | 7. |
| | 21.15 b | 434 | 15.57 b | 573 | 20.49 b | 505 | 15.59 b | 604 | 21.58 | 470 | 13.46 | 667 | 22.41 | 482 | 15.12 | 680 | 22.32 b | 491 | 17.36 b | 596 | 23.42 | 454 | 15.45 | 666 | - | - | 16.13 | 652 | |
| 8. | 9.30 | 441 | 1.53 ● | 670 | 9.19 b | 517 | 4.37 b | 619 | 10.05 | 481 | 2.28 | 659 | 11.16 b | 461 | 6.33 b | 568 | 10.51 b | 491 | 5.26 b | 591 | - | - | 4.07 | 669 | 0.06 | 434 | 4.44 | 651 | 8. |
| | 21.50 | 446 | 14.12 | 680 | 21.40 b | 480 | 15.44 b | 608 | 22.24 b | 475 | 16.57 b | 608 | 22.26 | 503 | 15.40 | 666 | 22.53 b | 520 | 17.28 b | 633 | 12.01 | 450 | 16.29 | 668 | 12.21 | 437 | 16.59 | 652 | |
| 9. | 10.05 | 448 | 2.33 | 676 | 9.46 b | 467 | 4.42 b | 581 | 10.57 b | 451 | 6.22 b | 553 | 10.58 b | 540 | 8.24 b | 599 | 11.20 b | 551 | 6.43 b | 637 | 0.19 | 452 | 4.41 | 666 | 0.48 | 435 | 5.35 | 643 | 9. |
| | 22.25 | 449 | 14.47 | 680 | 21.50 | 496 | 14.22 | 678 | 23.10 b | 421 | 18.34 b | 515 | - | - | 19.55 b | 600 | 23.49 b | 531 | 17.25 b | 656 | 12.36 | 449 | 16.58 | 644 | 13.02 | 439 | 17.46 | 660 | |
| 10. | 10.50 | 446 | 2.58 | 677 | 10.07 b | 485 | 5.25 b | 594 | 11.46 b | 393 | 6.58 b | 489 | 0.13 b | 502 | 6.55 b | 571 | - | - | 5.51 b | 649 | 1.01 | 439 | 5.26 | 640 | 1.36 | 440 | 6.22 | 642 | 10. |
| | 23.01 | 433 | 15.17 | 650 | 22.46 b | 455 | 17.59 b | 564 | 23.50 | 434 | 16.00 | 631 | 12.40 b | 439 | 17.11 | 625 | 12.23 b | 508 | 17.44 b | 613 | 13.17 | 439 | 20.17 b | 502 | 13.48 | 441 | 18.31 | 661 | |
| 11. | 11.20 | 426 | 3.31 | 645 | 11.16 | 473 | 3.11 | 693 | - | - | 4.26 | 655 | 0.14 | 476 | 9.02 b | 570 | 0.28 b | 481 | 7.50 b | 600 | 1.37 b | 390 | 6.25 | 636 | 2.30 | 443 | 7.19 | 636 | 11. |
| | 23.26 | 420 | 15.49 | 632 | 22.46 | 479 | 15.25 | 638 | 12.11 | 452 | 16.26 | 649 | 12.59 b | 477 | 19.28 b | 603 | 12.43 b | 501 | 20.13 b | 605 | 13.53 | 431 | 18.34 | 654 | 14.47 | 440 | 19.31 | 652 | |
| 12. | 11.40 | 427 | 4.01 | 641 | 11.37 b | 486 | 6.51 b | 592 | 0.17 | 457 | 4.51 | 667 | 1.24 b | 464 | 5.31 | 670 | 1.18 b | 498 | 7.27 b | 594 | 2.23 | 445 | 6.50 | 632 | 3.40 | 433 | 8.23 | 609 | 12. |
| | 23.51 | 425 | 16.18 | 636 | 23.12 b | 496 | 18.25 b | 589 | 12.49 | 466 | 17.16 | 639 | 13.50 | 465 | 19.12 | 647 | 13.31 b | 468 | 17.41 | 651 | 14.40 | 442 | 19.44 | 651 | 15.55 | 422 | 20.49 | 633 | |
| 13. | - | - | 4.31 | 647 | - | - | 7.03 b | 613 | 0.47 | 464 | 5.30 | 671 | 1.37 | 494 | 9.57 b | 578 | 1.46 | 482 | 6.04 | 664 | 3.27 | 449 | 8.11 | 607 | 4.56 | 420 | 9.50 | 604 | 13. |
| | 12.05 | 431 | 16.46 | 642 | 12.23 b | 503 | 16.27 | 685 | 13.22 | 468 | 17.40 | 641 | 14.06 b | 486 | 21.22 b | 604 | 14.10 | 487 | 18.18 | 659 | 15.42 | 446 | 20.51 | 648 | 17.14 | 424 | 22.15 | 649 | |
| 14. | 0.13 | 436 | 5.02 | 672 | 0.28 | 510 | 7.07 b | 621 | 1.28 | 460 | 6.00 | 655 | 2.43 b | 481 | 9.56 b | 555 | 2.33 | 490 | 9.00 b | 626 | 4.47 | 452 | 9.48 | 650 | 6.13 | 432 | 11.15 | 630 | 14. |
| | 12.46 | 448 | 17.12 | 628 | 12.53 b | 502 | 16.46 | 671 | 14.04 | 456 | 18.27 | 625 | 15.30 b | 434 | 19.40 | 624 | 15.00 b | 491 | 23.10 b | 599 | 17.20 | 460 | 22.17 | 680 | 18.35 | 435 | 23.26 | 655 | |
| 15. | 0.41 | 433 | 5.30 | 642 | 0.49 | 513 | 7.21 b | 624 | 2.17 | 446 | 7.00 | 650 | 3.36 | 449 | 9.02 | 679 | 3.43 b | 511 | 11.35 b | 602 | 6.33 | 459 | 11.12 | 647 | 7.21 | 436 | - | - | 15. |
| | 13.14 | 430 | 17.57 | 613 | 13.32 b | 494 | 19.28 b | 623 | 15.07 | 444 | 19.40 | 617 | 16.09 | 497 | 23.16 b | 583 | 16.30 b | 503 | 23.10 b | 636 | 19.00 | 448 | 23.47 | 660 | 19.37 | 436 | 12.18 | 637 | |
| 16. | 1.14 | 424 | 6.19 | 641 | 1.51 b | 483 | 8.24 b | 573 | 3.13 | 440 | 8.14 | 656 | 5.23 b | 448 | 11.22 | 691 | 5.16 b | 509 | 11.43 b | 603 | 7.33 | 449 | - | - | 8.12 | 440 | 0.23 | 664 | 16. |
| | 13.51 | 435 | 18.40 | 600 | 14.19 b | 451 | 19.11 | 638 | 16.01 | 450 | 21.04 | 652 | 17.46 | 526 | - | - | 17.47 b | 478 | 22.41 | 672 | 19.56 | 462 | 12.41 | 665 | 20.30 | 448 | 13.08 | 656 | |
| 17. | 1.29 | 438 | 7.14 | 664 | 2.31 | 475 | 10.02 b | 563 | 4.22 | 468 | - | - | 6.34 b | 492 | 0.18 b | 622 | 6.36 | 495 | - | - | 8.42 | 454 | 0.30 | 677 | 8.48 | 453 | 1.11 | 680 | 17. |
| | 14.29 | 462 | 19.56 | 685 | 14.08 b | 475 | 23.02 b | 553 | 17.07 b | 456 | 12.10 b | 573 | 19.17 b | 487 | 13.13 b | 625 | 19.19 b | 485 | 13.04 b | 627 | 20.50 | 460 | 13.08 | 660 | 21.06 | 474 | 14.10 | 689 | |
| 18. | 2.44 | 507 | 11.04 b | 559 | 1.36 b | 507 | 11.56 b | 588 | 5.26 b | 469 | 0.48 b | 587 | 8.12 | 486 | 23.54 * | 686 | 8.02 b | 469 | 1.31 b | 616 | 9.19 | 456 | 1.16 ○ | 675 | 9.26 | 460 | 1.37 ○ | 675 | 18. |
| | 16.02 b | 451 | 21.23 | 653 | 16.51 b | 481 | 23.58 b | 558 | 18.47 b | 448 | 14.47 b | 533 | 20.09 | 467 | 11.58 | 624 | 20.33 b | 475 | 14.40 b | 614 | 21.38 | 451 | 13.49 | 652 | 21.44 | 463 | 14.03 | 661 | |
| 19. | 4.33 | 462 | 9.29 | 647 | 4.58 b | 454 | - | - | 7.14 b | 434 | 1.41 b | 573 | 9.02 b | 472 | 2.58 ○ b | 617 | 9.00 b | 433 | 2.54 b | 560 | 10.01 | 448 | 2.07 | 668 | 10.05 | 461 | 2.22 | 680 | 19. |
| | 17.18 | 441 | 22.08 | 612 | 17.37 b | 447 | 13.08 b | 532 | 19.49 | 447 | 11.53 | 678 | 21.15 b | 482 | 15.47 b | 614 | 21.21 | 458 | 13.36 | 646 | 22.17 | 449 | 14.40 | 657 | 22.28 | 463 | 15.11 | 679 | |
| 20. | 6.15 | 421 | 10.50 | 610 | 5.59 b | 442 | 1.53 b | 520 | 8.20 | 452 | 0.28 | 666 | 10.09 b | 444 | 4.28 b | 570 | 9.55 | 471 | 1.48 ○ | 681 | 10.41 | 450 | 2.43 | 675 | 10.43 | 461 | 3.10 | 677 | 20. |
| | 18.50 | 407 | 23.44 | 618 | 19.11 | 416 | 14.15 b | 514 | 20.41 b | 447 | 15.12 b | 588 | 22.23 | 465 | 14.31 | 662 | 22.08 | 475 | 14.21 | 670 | 22.59 | 445 | 15.14 | 651 | 23.05 | 459 | 15.27 | 677 | |
| 21. | 7.08 | 418 | - | - | 7.36 | 456 | 23.40 * | 656 | 9.03 b | 435 | 5.05 b ○ | 514 | 10.59 | 466 | 2.41 | 674 | 10.39 b | 432 | 4.52 b | 558 | 11.08 | 444 | 3.25 | 653 | 11.16 | 449 | 3.35 | 662 | 21. |
| | 19.50 | 430 | 12.06 | 658 | 20.05 | 461 | 12.06 | 663 | 21.49 b | 435 | 16.30 b | 571 | 23.05 | 458 | 15.01 | 639 | 22.46 | 454 | 15.00 | 647 | 23.27 | 458 | 15.54 | 684 | 23.35 | 446 | 16.07 | 665 | |
| 22. | 8.08 | 440 | 0.47 | 655 | 8.30 | 452 | 0.26 ○ | 627 | 10.06 b | 435 | 4.34 b | 576 | 11.37 | 474 | 3.45 | 675 | 11.12 | 465 | 3.12 | 676 | 11.43 | 453 | 3.49 | 671 | 11.44 | 449 | 4.19 | 657 | 22. |
| | 20.38 | 446 | 12.59 | 680 | 21.12 | 448 | 12.57 | 644 | 22.31 b | 416 | 18.11 b | 506 | 23.50 | 479 | 16.03 | 678 | 23.21 | 469 | 15.33 | 665 | 23.53 | 451 | 16.16 | 666 | - | - | 16.29 | 671 | |
| 23. | 9.01 | 459 | 1.41 ○ | 677 | 9.19 | 423 | 1.04 | 577 | 11.15 b | 423 | 5.45 b | 558 | - | - | 6.25 b | 564 | 11.48 | 471 | 3.42 | 685 | - | - | 4.25 | 670 | 0.08 | 451 | 4.41 | 646 | 23. |
| | 21.27 b | 437 | 15.49 b | 589 | 21.44 | 477 | 14.45 | 664 | 23.26 | 448 | 15.41 | 667 | 12.16 b | 433 | 16.25 | 632 | - | - | 15.59 | 655 | 12.09 | 453 | 16.42 | 677 | 12.10 | 444 | 16.57 | 651 | |
| 24. | 9.53 | 443 | 2.14 | 669 | 10.30 b | 458 | 4.01 b | 610 | 11.58 | 459 | 4.01 | 689 | 0.28 | 447 | 4.43 | 646 | 0.02 | 461 | 4.02 | 639 | 0.27 | 459 | 4.55 | 669 | 0.28 | 448 | 5.18 | 628 | 24. |
| | 22.13 | 447 | 14.40 | 674 | 22.33 | 455 | 14.42 | 603 | - | - | 16.23 | 658 | 12.24 | 462 | 19.27 b | 609 | 12.22 | 444 | 16.35 | 614 | 12.38 | 460 | 17.03 | 664 | 12.24 | 450 | 17.27 | 686 | |
| 25. | 10.35 | 454 | 3.13 | 675 | 10.29 | 490 | 3.08 | 639 | 0.09 | 456 | 4.35 | 676 | 0.58 b | 470 | 8.05 b | 547 | 0.21 | 440 | 4.51 | 645 | 0.59 | 453 | 5.15 | 634 | 1.14 | 460 | 5.32 | 622 | 25. |
| | 22.56 | 461 | 15.24 | 684 | 23.06 b | 500 | 19.11 b | 594 | 12.44 | 454 | 17.04 | 653 | 12.56 b | 442 | 20.11 b | 592 | 12.35 | 456 | 17.09 | 655 | 13.03 | 441 | 17.38 | 639 | 13.01 | 440 | 18.28 | 691 | |
| 26. | 11.26 | 454 | 3.36 | 683 | 11.52 b | 479 | 6.58 b | 592 | 0.46 | 455 | 8.06 b | 531 | 1.36 b | 464 | 8.26 b | 539 | 0.52 | 468 | 5.07 | 662 | 1.28 | 442 | 5.45 | 618 | 1.50 | 472 | 6.24 | 647 | 26. |
| | 23.41 | 447 | 16.07 | 654 | 23.53 b | 481 | 19.29 b | 577 | 13.18 b | 412 | 17.59 | 655 | 13.44 b | 426 | 18.05 | 641 | 12.59 | 477 | 17.37 | 666 | 13.35 | 432 | 18.15 | 627 | 13.48 | 458 | 18.43 | 647 | |
| 27. | 11.53 | 461 | 4.43 | 669 | - | - | 7.44 b | 580 | 1.27 | 448 | 8.42 b | 525 | 1.59 | 454 | 6.00 | 640 | 1.22 | 487 | 5.36 | 658 | 2.10 | 438 | 6.32 | 608 | 2.49 | 442 | 7.33 | 605 | 27. |
| | - | - | 19.47 b | 584 | 12.34 b | 470 | 19.29 b | 610 | 13.45 b | 413 | 18.33 | 650 | 14.28 | 450 | 18.13 | 599 | 13.35 | 482 | 17.45 | 643 | 14.11 | 431 | 18.45 | 613 | 13.50 | 477 | 19.25 | 665 | |
| 28. | 0.22 b | 462 | 7.41 b | 519 | 1.04 b | 477 | 8.17 b | 568 | 1.51 | 456 | 9.44 b | 527 | 2.16 | 449 | 6.59 | 650 | 2.01 | 469 | 6.02 | 614 | 3.10 | 421 | 7.52 | 590 | 3.26 | 465 | 7.37 | 614 | 28. |
| | 12.59 b | 396 | 18.04 | 597 | 13.27 b | 452 | 18.07 | 677 | 14.13 b | 427 | 19.03 | 649 | 13.56 | 501 | 19.09 | 670 | 14.07 | 455 | 18.08 | 609 | 15.07 | 427 | 20.36 | 636 | 15.52 | 434 | 21.50 * | 690 | |
| 29. | 0.51 | 421 | 8.30 b | 567 | 1.40 | 484 | 8.45 b | 574 | 2.05 | 471 | 9.27 b | 590 | 2.59 | 500 | 7.20 | 659 | 2.39 | 440 | 6.36 | 575 | 4.24 | 443 | 9.28 | 632 | 4.49 b | 484 | 1.28 b | 562 | 29. |
| | 13.43 b | 432 | 19.01 | 673 | 14.18 b | 450 | 18.43 | 648 | 13.42 b | 498 | 23.52 b | 601 | 15.36 | 488 | 19.46 | 624 | 14.46 | 427 | 19.11 | 585 | 16.47 | 453 | 21.54 | 655 | 17.01 | 479 | 9.41 | 679 | |
| 30. | 1.47 | 464 | 6.41 | 679 | 2.23 | 471 | 9.19 b | 591 | 0.50 b | 595 | 11.41 b | 656 | | | | | 3.35 | 429 | 8.11 | 579 | 6.02 | 448 | 10.44 | 633 | 6.03 | 464 | 10.50 | 650 | 30. |
| | 14.46 | 451 | 20.04 | 642 | 15.04 b | 456 | 19.13 | 627 | 16.33 b | 567 | 21.05 b | 633 | | | | | 15.58 | 433 | 21.19 | 618 | 18.24 | 440 | 23.11 | 657 | 18.32 | 450 | 23.19 | 671 | |
| 31. | | | | | 3.15 | 462 | 8.08 | 661 | 3.28 b | 503 | - | - | | | | | 5.14 | 448 | 10.25 | 623 | | | | | 7.11 | 448 | - | - | 31. |
| | | | | | 16.07 | 470 | 20.18 | 628 | 17.03 b | 500 | 12.35 b | 602 | | | | | 17.53 | 456 | 22.59 | 654 | | | | | 19.41 | 448 | 12.06 | 661 | |
| Mittel | | 442 | | 634 | | 474 | | 601 | | 460 | | 617 | | 471 | | 622 | | 482 | | 630 | | 448 | | 649 | | 447 | | 652 | Mittel |

| | MTnw (cm) | MThw (cm) |
|---|---|---|
| Winter | 463 | 625 |

* 5. Wert am 20.12.1999 01.02.2000 17.02.2000 02.03.2000 02.03.2000 29.05.2000

Winterhalbjahr: 1.11. bis 30.4.
in der Regel tidebeeinflußt
**)Extremwerte seit 1954

NLÖ Hildesheim

$A_{E_0}$ : 1327 $km^2$

PNP : NN - 5.00 m

Lage: 4.0 km oberhalb der Mündung rechts

WTide

cm

Pegel : Nortmoor Nr. 3889102

Gewässer : Jümme

Gebiet : Leda

2000

| Tag | Juni Tnw Zeit | Juni Tnw cm | Juni Thw Zeit | Juni Thw cm | Juli Tnw Zeit | Juli Tnw cm | Juli Thw Zeit | Juli Thw cm | August Tnw Zeit | August Tnw cm | August Thw Zeit | August Thw cm | September Tnw Zeit | September Tnw cm | September Thw Zeit | September Thw cm | Oktober Tnw Zeit | Oktober Tnw cm | Oktober Thw Zeit | Oktober Thw cm | November Tnw Zeit | November Tnw cm | November Thw Zeit | November Thw cm | Dezember Tnw Zeit | Dezember Tnw cm | Dezember Thw Zeit | Dezember Thw cm | Tag |
|---|---|---|---|---|---|---|---|---|---|---|---|---|---|---|---|---|---|---|---|---|---|---|---|---|---|---|---|---|---|
| 1. | 8.14 | 443 | 0.19 | 669 | 8.31 | 452 | 0.49 | ● 674 | 10.07 | 450 | 2.27 | 660 | 11.25 | 439 | 4.05 | 642 | 11.39 | 464 | 4.10 | 679 | 11.56 b | 432 | 6.56 b | 543 | - | - | 7.22 b | 544 | 1. |
| | 20.26 | 439 | 13.04 | 640 | 21.03 | 447 | 13.24 | 664 | 22.46 | 452 | 14.52 | 679 | 23.51 | 452 | 16.16 | 680 | 23.59 | 468 | 16.24 | 687 | - | - | 16.51 | 653 | 12.20 b | 426 | 16.58 | 614 | |
| 2. | 8.54 | 445 | 1.06 | ● 665 | 9.29 | 447 | 1.54 | 666 | 10.59 | 458 | 3.34 | 669 | 11.59 | 456 | 4.43 | 671 | - | - | 4.44 | 669 | 0.01 | 462 | 5.00 | 685 | 0.14 | 438 | 5.31 | 676 | 2. |
| | 21.19 | 453 | 13.48 | 672 | 22.02 | 443 | 14.24 | 663 | 23.32 | 476 | 15.45 | 700 | - | - | 16.58 | 704 | 12.09 | 462 | 17.02 | 675 | 12.30 | 476 | 16.53 | 649 | 12.42 | 469 | 17.12 | 653 | |
| 3. | 9.51 | 455 | 1.59 | 692 | 10.19 | 446 | 2.55 | 659 | 11.43 | 471 | 4.14 | 667 | 0.22 | 476 | 7.19 b | 611 | 0.20 | 468 | 5.09 | 675 | 0.17 | 466 | 5.43 | 667 | 0.58 | 459 | 5.52 | 659 | 3. |
| | 22.18 | 441 | 14.32 | 661 | 22.55 | 449 | 15.13 | 675 | - | - | 16.32 | 693 | 12.45 b | 464 | 19.40 b | 586 | 12.39 | 468 | 17.18 | 667 | 12.44 | 480 | 17.24 | 641 | 13.19 | 462 | 18.26 | 672 | |
| 4. | 10.35 | 436 | 2.54 | 655 | 11.10 | 452 | 3.49 | 668 | 0.21 | 475 | 5.01 | 664 | 1.11 b | 443 | 5.35 | 661 | 1.01 | 459 | 5.31 | 607 | 0.39 | 477 | 5.33 | 666 | 1.30 | 477 | 6.19 | 668 | 4. |
| | 23.03 | 449 | 15.39 | 671 | 23.47 | 455 | 16.06 | 684 | 12.30 | 466 | 17.13 | 690 | 13.16 | 443 | 18.00 | 666 | 12.56 | 437 | 17.58 | 627 | 13.35 | 473 | 18.11 | 641 | 14.19 | 464 | 18.35 | 588 | |
| 5. | 11.20 | 446 | 3.44 | 665 | 11.56 | 455 | 4.40 | 669 | 1.06 | 466 | 5.40 | 654 | 1.37 | 447 | 6.21 | 651 | 0.58 | 450 | 5.57 | 654 | 1.43 | 468 | 6.57 | 653 | 1.59 | 449 | 7.23 | 631 | 5. |
| | 23.53 | 454 | 16.05 | 673 | - | - | 16.45 | 691 | 13.09 | 457 | 17.52 | 680 | 13.49 | 444 | 18.32 | 656 | 13.28 | 455 | 18.22 | 642 | 14.40 | 464 | 19.24 | 617 | 14.56 | 453 | 19.42 | 611 | |
| 6. | - | - | 4.38 | 670 | 0.36 | 463 | 5.27 | 668 | 1.44 | 456 | 6.21 | 645 | 2.02 | 448 | 6.40 | 630 | 1.28 | 465 | 6.46 | 662 | 3.13 | 450 | 5.11 b | 536 | 3.10 | 447 | 8.32 | 646 | 6. |
| | 12.06 | 458 | 17.00 | 690 | 12.46 | 464 | 17.31 | 692 | 13.48 | 448 | 18.39 | 680 | 14.17 | 443 | 19.32 | 642 | 13.50 | 490 | 19.01 | 658 | 15.32 b | 543 | 20.24 | 567 | 16.06 | 459 | 21.08 | 644 | |
| 7. | 0.43 | 466 | 5.33 | 663 | 1.29 | 462 | 6.04 | 650 | 2.22 | 459 | 7.01 | 656 | 2.13 | 475 | 10.15 b | 589 | 2.30 | 473 | 7.32 | 630 | 4.14 | 422 | 9.50 | 635 | 4.45 | 462 | 9.49 | 667 | 7. |
| | 12.53 | 460 | 17.50 | 690 | 13.33 | 449 | 18.18 | 675 | 14.32 | 454 | 19.19 | 667 | 15.10 b | 464 | 19.45 | 640 | 15.33 | 447 | 20.37 | 599 | 17.41 | 439 | 22.45 | 617 | 17.48 | 464 | 22.32 | 641 | |
| 8. | 1.40 | 460 | 6.17 | 647 | 2.13 | 447 | 7.04 | 651 | 2.59 | 453 | 7.35 | 636 | 3.26 | 445 | 9.17 | 636 | 3.51 | 438 | 8.58 | 604 | 6.01 | 440 | 11.06 | 638 | 6.11 | 455 | 11.15 | 665 | 8. |
| | 13.46 | 447 | 18.26 | 653 | 14.19 | 450 | 19.02 | 679 | 15.11 | 447 | 20.06 | 651 | 15.38 | 478 | 20.57 | 667 | 16.58 | 427 | 22.58 | 618 | 18.40 | 443 | 23.42 | 619 | 18.03 | 482 | 22.43 | 665 | |
| 9. | 2.33 | 434 | 7.09 | 597 | 2.53 | 455 | 7.40 | 636 | 3.44 | 450 | 8.31 | 633 | 4.59 | 469 | 10.01 | 645 | 5.12 | 467 | 10.30 | 666 | 6.47 | 446 | - | - | 7.00 | 466 | 11.45 | 646 | 9. |
| | 14.28 | 420 | 19.41 | 663 | 14.59 | 447 | 20.11 | 658 | 16.07 | 441 | 20.56 | 632 | 17.47 | 458 | 22.55 | 652 | 18.45 | 454 | 23.18 | 609 | 19.20 | 458 | 12.07 | 652 | 19.33 | 457 | 22.35 b* | 610 | |
| 10. | 3.17 | 443 | 8.23 | 647 | 3.35 | 455 | 8.50 | 640 | 4.46 | 437 | 10.06 | 633 | 6.31 | 457 | 11.30 | 657 | 7.04 | 432 | 11.30 | 552 | 7.42 | 467 | 0.28 | 659 | 7.51 | 455 | 0.26 | 631 | 10. |
| | 15.36 | 451 | 20.36 | 668 | 15.35 | 464 | 20.47 | 684 | 17.06 | 453 | 22.19 | 657 | 19.16 | 452 | - | - | 18.31 | 420 | 23.37 | 599 | 20.20 b | 452 | 10.31 b | 630 | 20.08 | 460 | 12.39 | 653 | |
| 11. | 4.31 | 448 | 9.23 | 629 | 4.29 | 471 | 9.36 | 651 | 5.45 | 463 | 10.54 | 660 | 7.41 | 448 | 0.08 | 647 | 7.59 | 420 | - | - | 8.43 | 460 | 1.16 | ○ 670 | 8.53 b | 462 | 10.35 b | 586 | 11. |
| | 16.37 | 443 | 21.41 | 668 | 16.13 | 489 | - | - | 18.40 | 454 | 23.29 | 642 | 20.21 | 441 | 12.34 | 652 | 19.27 | 407 | 12.07 | 539 | 20.58 | 462 | 13.32 | ○ 666 | 21.15 b | 459 | 23.51 b | 625 | |
| 12. | 5.32 | 450 | 10.36 | 646 | 5.33 b | 483 | 0.40 b | 609 | 7.05 | 444 | - | - | 8.26 | 430 | 0.52 | 622 | 8.19 | 444 | 1.19 | 621 | 9.13 | 456 | 1.47 | 645 | 9.33 b | 465 | 11.29 b | 604 | 12. |
| | 17.46 | 456 | 22.33 | 659 | 18.16 b | 458 | 12.56 b | 593 | 19.49 | 451 | 12.09 | 656 | 20.49 | 443 | 13.23 | 650 | 20.55 | 452 | 13.25 | 647 | 21.37 | 456 | 14.12 | 651 | 22.06 b | 474 | - | - | |
| 13. | 6.34 | 444 | 11.58 | 642 | 6.45 | 450 | 22.53 * | 665 | 8.07 | 441 | 0.35 | 639 | 8.59 | 453 | 1.44 | ○ 657 | 9.12 | 444 | 1.45 | ○ 630 | 10.00 | 466 | 2.45 | 670 | 9.50 b | 488 | 0.10 b | 609 | 13. |
| | 18.51 | 451 | - | - | 19.09 | 448 | 11.32 | 651 | 20.42 | 443 | 13.04 | 654 | 21.35 | 463 | 13.54 | 686 | 21.41 | 451 | 14.03 | 656 | 22.26 b | 458 | 12.52 b | 638 | 22.38 b | 489 | 19.04 b | 576 | |
| 14. | 7.25 | 467 | 0.04 | 686 | 7.30 | 459 | 0.13 | 666 | 8.47 | 443 | 1.24 | 640 | 9.48 | 455 | 2.19 | 663 | 9.56 | 449 | 2.31 | 650 | 10.50 | 463 | 3.13 | 679 | 11.03 b | 484 | 7.28 b | 566 | 14. |
| | 19.54 | 464 | 12.14 | 687 | 20.05 | 469 | 12.38 | 684 | 21.26 | 451 | 13.53 | 667 | 22.14 | 456 | 14.35 | 678 | 22.22 | 452 | 14.42 | 666 | 23.07 | 466 | 15.33 | 680 | 23.21 b | 466 | 19.15 b | 554 | |
| 15. | 8.14 | 448 | 0.37 | 653 | 8.22 | 469 | 0.52 | 679 | 9.29 | 449 | 2.02 | ○ 651 | 10.25 | 447 | 2.56 | 654 | 10.37 | 452 | 3.09 | 662 | 11.31 | 462 | 3.47 | 675 | 11.27 b | 465 | 7.54 b | 542 | 15. |
| | 20.38 | 459 | 13.15 | 663 | 20.58 | 467 | 13.17 | 684 | 22.02 | 458 | 14.23 | 676 | 22.51 | 448 | 15.11 | 669 | 23.05 | 454 | 15.18 | 680 | 23.43 | 461 | 16.26 | 662 | 23.57 b | 501 | 21.18 b | 544 | |
| 16. | 9.05 | 460 | 1.29 | 678 | 9.08 | 465 | 1.39 | ○ 678 | 10.09 | 454 | 2.46 | 662 | 10.47 | 447 | 3.41 | 635 | 11.15 | 449 | 3.44 | 656 | - | - | 4.21 | 668 | - | - | 9.01 b | 572 | 16. |
| | 21.32 | 455 | 13.49 | 679 | 21.45 | 464 | 13.55 | 692 | 22.41 | 458 | 15.04 | 678 | 23.18 | 473 | 15.46 | 694 | 23.36 | 455 | 15.57 | 679 | 12.11 | 458 | 17.15 | 643 | 12.59 b | 489 | 20.29 b | 566 | |
| 17. | 9.48 | 439 | 2.00 | ○ 652 | 9.52 | 456 | 2.19 | 669 | 10.45 | 446 | 3.12 | 652 | 11.32 | 465 | 4.00 | 680 | 11.40 | 468 | 4.28 | 684 | 0.23 | 456 | 5.25 | 678 | 1.12 b | 464 | 8.54 b | 545 | 17. |
| | 22.12 | 432 | 14.28 | 642 | 22.20 | 458 | 14.35 | 682 | 23.10 | 464 | 15.47 | 689 | 23.55 | 467 | 16.15 | 684 | - | - | 18.24 b | 602 | 12.55 | 464 | 17.48 | 659 | 13.49 b | 438 | 18.36 | 668 | |
| 18. | 10.13 | 424 | 2.51 | 617 | 10.29 | 455 | 2.59 | 667 | 11.20 | 454 | 3.50 | 665 | - | - | 4.36 | 663 | 0.09 b | 452 | 4.43 | 656 | 1.06 | 466 | 6.07 | 675 | 2.02 | 471 | 9.13 b | 556 | 18. |
| | 22.48 | 442 | 15.17 | 664 | 22.53 | 463 | 15.20 | 687 | 23.52 | 454 | 16.10 | 681 | 12.07 | 457 | 16.53 | 662 | 12.34 | 442 | 17.26 | 613 | 13.49 | 463 | 18.43 | 636 | 14.44 b | 431 | 19.35 | 640 | |
| 19. | 10.52 | 432 | 3.14 | 639 | 10.53 | 468 | 3.32 | 676 | 11.52 | 443 | 4.26 | 645 | 0.30 | 459 | 5.06 | 627 | 0.40 | 432 | 5.40 | 638 | 1.56 | 457 | 7.00 | 648 | 2.51 | 460 | 7.42 | 684 | 19. |
| | 23.13 | 437 | 15.42 | 650 | 23.41 b | 452 | 18.14 b | 599 | - | - | 16.45 | 679 | 12.42 | 439 | 17.27 | 638 | 12.55 | 442 | 18.07 | 686 | 14.38 | 457 | 19.51 | 634 | 15.54 | 464 | 20.12 | 619 | |
| 20. | 11.21 | 442 | 3.56 | 649 | 11.33 | 450 | 4.04 | 665 | 0.16 | 455 | 4.55 | 663 | 1.21 | 429 | 5.18 | 552 | 1.23 | 469 | 6.01 | 672 | 2.57 | 465 | 7.49 | 657 | 4.23 | 439 | 8.33 | 591 | 20. |
| | 23.51 | 447 | 16.14 | 666 | - | - | 16.26 | 696 | 12.23 | 453 | 17.19 | 693 | 13.13 | 393 | 18.08 | 581 | 14.01 | 452 | 18.42 | 619 | 16.04 | 450 | 21.04 | 617 | 17.18 | 407 | 21.22 | 536 | |
| 21. | 11.48 | 442 | 4.34 | 643 | 0.05 | 461 | 4.39 | 670 | 0.55 | 461 | 5.39 | 663 | 1.31 | 406 | 6.28 | 596 | 2.17 | 434 | 7.11 | 614 | 4.22 | 446 | 9.11 | 629 | 5.37 | 387 | - | - | 21. |
| | - | - | 16.49 | 671 | 12.13 | 457 | 16.57 | 688 | 13.04 | 453 | 17.52 | 671 | 13.50 | 418 | 18.54 | 638 | 14.46 | 432 | 20.16 | 643 | 17.22 | 437 | 22.24 | 601 | 17.48 b | 356 | 12.58 b | 441 | |
| 22. | 0.24 | 454 | 5.08 | 636 | 0.48 | 457 | 5.12 | 647 | 1.31 | 452 | 6.10 | 642 | 2.21 | 439 | 7.02 | 619 | 3.01 | 460 | 8.16 | 668 | 5.56 | 427 | 11.30 | 639 | 6.06 b | 350 | 2.17 b | 416 | 22. |
| | 12.16 | 448 | 17.15 | 670 | 12.49 | 443 | 17.30 | 662 | 13.38 | 444 | 18.31 | 659 | 15.04 | 427 | 20.17 | 603 | 16.37 | 446 | 21.29 | 612 | 18.38 | 446 | 23.28 | 618 | 18.53 b | 385 | 8.18 b | 508 | |
| 23. | 0.47 | 460 | 5.39 | 635 | 1.21 | 442 | 5.51 | 629 | 2.09 | 447 | 6.50 | 631 | 3.30 | 429 | 8.41 | 624 | 4.48 | 435 | 10.01 | 638 | 6.43 | 450 | 11.45 | 648 | 7.25 | 427 | 23.57 * | 646 | 23. |
| | 12.44 | 455 | 18.10 | 683 | 13.23 | 432 | 18.09 | 661 | 14.21 | 439 | 19.19 | 647 | 16.21 | 432 | 21.28 | 623 | 17.49 | 437 | 23.15 | 654 | 19.42 | 446 | - | - | 19.58 | 439 | 12.15 | 676 | |
| 24. | 1.26 | 474 | 6.09 | 637 | 1.58 | 439 | 6.35 | 629 | 3.01 | 439 | 7.37 | 621 | 5.14 | 428 | 9.53 | 592 | 6.01 | 467 | 14.21 b | 583 | 7.46 | 454 | 0.36 | 639 | 8.20 | 443 | 0.42 | 678 | 24. |
| | 13.21 | 460 | 18.45 | 687 | 14.00 | 433 | 18.56 | 659 | 14.59 | 437 | 20.26 | 678 | 18.08 | 405 | 23.10 | 592 | 19.04 b | 464 | 23.58 | 680 | 20.27 b | 453 | 10.55 b | 628 | 20.42 b | 427 | 10.34 b | 606 | |
| 25. | 2.12 | 478 | 7.13 | 669 | 2.37 | 440 | 7.19 | 630 | 3.56 | 461 | 8.42 | 646 | 6.19 | 417 | 11.42 | 644 | 7.32 | 470 | - | - | 8.46 | 457 | 1.08 | 663 | 9.08 | 430 | 1.19 | ● 664 | 25. |
| | 14.27 | 478 | 19.31 | 689 | 14.43 | 437 | 19.52 | 667 | 16.41 | 441 | 21.34 | 629 | 19.22 | 436 | - | - | 19.36 | 478 | 12.14 | 663 | 21.15 | 448 | 13.15 | 648 | 21.24 | 430 | 13.42 | 652 | |
| 26. | 3.10 | 475 | 8.06 | 662 | 3.32 | 454 | 8.29 | 648 | 5.31 | 428 | 10.20 | 602 | 7.47 | 444 | 0.20 | 643 | 8.01 b | 474 | 2.54 b | 602 | 9.27 | 432 | 1.54 | ● 603 | 9.53 | 425 | 2.04 | 666 | 26. |
| | 15.25 | 473 | 20.31 | 690 | 15.48 | 457 | 20.55 | 673 | 18.20 | 409 | 23.21 | 611 | 20.29 | 449 | 12.29 | 655 | 20.49 b | 472 | 16.14 b | 589 | 21.20 | 457 | 14.28 | 648 | 22.03 | 426 | 14.27 | 655 | |
| 27. | 4.22 | 469 | 9.17 | 654 | 4.36 | 462 | 9.19 | 645 | 6.40 | 421 | - | - | 8.40 | 456 | 1.23 | ● 645 | 9.13 b | 449 | 4.06 b | 578 | 10.00 b | 448 | 23.54 b* | 608 | 10.30 | 433 | 2.49 | 683 | 27. |
| | 16.46 | 460 | 21.39 | 667 | 17.06 | 450 | 22.02 | 658 | 19.36 | 445 | 12.05 | 659 | 21.27 | 464 | 13.36 | 676 | 21.34 | 460 | 13.55 | 683 | 22.17 b | 448 | 13.01 b | 636 | 22.36 | 436 | 15.07 | 672 | |
| 28. | 5.20 | 455 | 10.21 | 653 | 5.44 | 454 | 10.42 | 660 | 8.00 | 452 | 0.34 | 662 | 9.37 | 456 | 2.11 | 647 | 9.59 | 471 | 2.44 | 680 | 10.46 | 449 | 3.01 | 663 | 10.57 b | 418 | 0.19 b | 575 | 28. |
| | 17.49 | 456 | 22.52 | 679 | 18.25 | 471 | 23.15 | 675 | 20.45 | 452 | 12.53 | 671 | 22.02 | 461 | 14.38 | 664 | 22.16 b | 454 | 16.39 b | 594 | 22.47 | 463 | 15.42 | 657 | 22.59 | 441 | 15.39 | 681 | |
| 29. | 6.28 | 457 | 11.37 | 669 | 7.03 | 476 | - | - | 9.04 | 453 | 1.45 | ● 660 | 10.17 | 466 | 3.02 | 673 | 10.16 | 459 | 3.05 | 642 | 11.17 | 462 | 3.27 | 671 | 11.19 b | 433 | 7.04 b | 533 | 29. |
| | 19.01 | 461 | 23.50 | 674 | 19.42 | 472 | 12.00 | 670 | 21.44 | 454 | 14.04 | 682 | 22.49 | 469 | 15.06 | 695 | 22.30 | 453 | 15.04 | 636 | 23.23 | 467 | 16.00 | 666 | 23.19 | 457 | 16.13 | 679 | |
| 30. | 7.35 | 453 | - | - | 8.12 | 469 | 0.30 | 676 | 9.59 | 456 | 2.33 | 673 | 11.03 | 464 | 3.38 | 677 | 10.59 | 455 | 2.33 | 593 | 11.44 | 468 | 4.05 | 674 | 11.46 b | 430 | 7.24 b | 540 | 30. |
| | 20.06 | 451 | 12.34 | 662 | 20.52 | 465 | 13.02 | 678 | 22.36 | 459 | 14.41 | 695 | 23.25 | 469 | 15.51 | 694 | 22.34 | 520 | 17.44 | 648 | 23.48 | 465 | 16.16 | 655 | - | - | 14.33 b | 623 | |
| 31. | | | | | 9.14 | 465 | 1.35 | ● 677 | 10.49 | 449 | 3.16 | 666 | | | | | 11.12 b | 470 | 6.43 b | 581 | | | | | 0.03 b | 442 | 8.16 b | 512 | 31. |
| | | | | | 21.51 | 457 | 13.54 | 676 | 23.22 | 448 | 15.27 | 684 | | | | | 23.08 b | 470 | 18.25 b | 585 | | | | | 12.39 b | 409 | 17.21 | 642 | |
| Mittel | | 452 | | 661 | | 456 | | 664 | | 451 | | 660 | | 448 | | 646 | | 454 | | 637 | | 457 | | 643 | | 447 | | 612 | Mittel |

| | MTnw (cm) | MThw (cm) |
|---|---|---|
| Sommer | 451 | 653 |

* 5. Wert am 12.07.2000 26.11.2000 10.12.2000 22.12.2000 22.12.2000

Sommerhalbjahr: 1.5. bis 31.10.
in der Regel tidebeeinflußt
**)Extremwerte seit 1954

NLÖ Hildesheim

| | |
|---|---|
| Pegel: | Steinhorst |
| Nr.: | 3113000000100 |
| Gewässer: | Ems |
| Gebiet: | Ems |

Der Pegel Steinhorst kann im Jahrbuch 2000 aus technischen Gründen nicht veröffentlicht werden. Die aktuellen Daten können beim beim StUA Bielefeld erfragt werden.

$A_{Eo}$ : 342.62 km²
PNP : NN+ 65.28 m
Lage : 288.80 km oberhalb der Mündung links

# Q
m³/s

Pegel : Rheda Nr. 3119000000200
Gewässer : Ems
Gebiet : Obere Ems

## Tageswerte

| Tag | 1999 Nov | 1999 Dez | 2000 Jan | Feb | Mrz | Apr | Mai | Jun | Jul | Aug | Sep | Okt | Nov | Dez |
|---|---|---|---|---|---|---|---|---|---|---|---|---|---|---|
| 1. | 1.14 | 2.76 | 5.37 | 12.0 | 12.1 | 4.86 | 1.97 | 1.11 | 0.718 | 2.07 | 1.08 | 1.62 | 1.74 | 2.05 |
| 2. | 1.41 | 2.85 | 4.81 | 9.32 | 11.0 | 4.60 | 1.96 | 1.10 | 0.724 | 1.93 | 1.28 | 1.52 | 1.93 | 2.22 |
| 3. | 1.57 | 2.69 | 4.71 | 8.42 | 13.4 | 4.39 | 2.04 | 0.906 | 1.39 | 1.56 | 1.48 | 1.52 | 1.91 | 2.18 |
| 4. | 1.43 | 2.81 | 5.45 | 6.84 | 14.6 | 4.15 | 2.03 | 1.05 | 1.19 | 1.50 | 1.50 | 1.52 | 1.67 | 2.10 |
| 5. | 1.32 | 2.55 | 8.01 | 6.13 | 8.87 | 3.85 | 1.86 | 1.20 | 5.23 | 1.48 | 1.40 | 1.48 | 1.59 | 2.17 |
| 6. | 1.30 | 2.49 | 5.89 | 5.71 | 7.00 | 3.42 | 1.62 | 1.38 | 3.44 | 1.41 | 1.40 | 1.53 | 1.55 | 2.18 |
| 7. | 1.23 | 3.15 | 5.32 | 5.39 | 6.30 | 3.23 | 1.62 | 1.38 | 2.04 | 1.35 | 2.19 | 1.49 | 1.51 | 2.48 |
| 8. | 1.25 | 4.19 | 4.73 | 5.39 | 8.04 | 3.15 | 1.71 | 1.38 | 1.48 | 1.35 | 2.32 | 1.45 | 1.46 | 2.95 |
| 9. | 1.34 | 3.63 | 4.36 | 6.25 | 22.3 | 3.12 | 1.33 | 1.17 | 1.38 | 1.36 | 1.74 | 2.10 | 1.38 | 2.68 |
| 10. | 1.28 | 3.19 | 4.02 | 5.69 | 22.5 | 2.97 | 1.31 | 1.08 | 1.31 | 1.37 | 1.51 | 1.63 | 1.31 | 2.56 |
| 11. | 1.39 | 2.99 | 3.80 | 6.48 | 15.2 | 2.88 | 1.31 | 0.897 | 1.39 | 1.28 | 1.45 | 1.44 | 1.24 | 3.05 |
| 12. | 1.37 | 6.60 | 3.63 | 5.91 | 12.3 | 2.95 | 1.25 | 0.842 | 1.88 | 1.17 | 1.37 | 1.40 | 1.15 | 3.84 |
| 13. | 1.28 | 9.22 | 3.44 | 6.71 | 8.98 | 2.88 | 1.19 | 0.835 | 1.70 | 1.11 | 1.21 | 1.40 | 1.40 | 3.44 |
| 14. | 1.34 | 7.43 | 3.38 | 6.26 | 9.56 | 2.85 | 1.15 | 0.781 | 2.13 | 1.11 | 1.14 | 1.35 | 1.44 | 6.61 |
| 15. | 1.35 | 6.34 | 3.27 | 6.20 | 15.4 | 2.76 | 1.14 | 0.749 | 2.84 | 1.14 | 1.12 | 1.31 | 1.27 | 5.26 |
| 16. | 1.29 | 5.41 | 3.09 | 6.45 | 11.4 | 2.80 | 1.12 | 0.750 | 2.93 | 1.01 | 1.71 | 1.30 | 1.23 | 6.35 |
| 17. | 1.33 | 5.03 | 3.40 | 7.04 | 9.17 | 2.50 | 1.11 | 0.751 | 2.85 | 1.28 | 1.83 | 1.23 | 1.34 | 5.31 |
| 18. | 1.46 | 6.28 | 3.70 | 8.32 | 8.29 | 2.35 | 1.10 | 0.736 | 2.22 | 1.38 | 1.58 | 1.17 | 1.39 | 3.69 |
| 19. | 1.73 | 5.21 | 3.68 | 14.0 | 8.36 | 2.38 | 1.26 | 0.709 | 1.95 | 1.80 | 1.47 | 1.19 | 1.43 | 3.70 |
| 20. | 1.99 | 4.41 | 3.42 | 13.1 | 6.90 | 2.36 | 1.48 | 0.713 | 1.93 | 2.18 | 1.40 | 1.23 | 1.48 | 3.32 |
| 21. | 1.88 | 3.96 | 4.01 | 8.47 | 6.16 | 2.26 | 1.39 | 0.537 | 1.52 | 2.03 | 1.24 | 1.19 | 1.56 | 3.02 |
| 22. | 2.08 | 3.84 | 5.95 | 7.01 | 5.48 | 2.19 | 1.40 | 0.830 | 1.47 | 1.81 | 1.31 | 1.14 | 1.65 | 2.71 |
| 23. | 3.40 | 3.82 | 7.62 | 6.09 | 5.16 | 2.15 | 1.37 | 0.708 | 1.47 | 1.80 | 1.27 | 1.11 | 2.22 | 2.46 |
| 24. | 3.47 | 3.68 | 5.65 | 5.84 | 4.95 | 2.88 | 1.24 | 0.872 | 1.54 | 1.51 | 1.18 | 1.28 | 2.51 | 2.44 |
| 25. | 3.00 | 5.98 | 4.42 | 16.5 | 5.61 | 3.30 | 1.22 | 0.981 | 1.68 | 1.45 | 1.21 | 1.24 | 2.01 | 2.45 |
| 26. | 2.69 | 8.92 | 3.88 | 13.6 | 8.01 | 2.77 | 1.25 | 0.962 | 1.96 | 1.34 | 1.32 | 1.22 | 1.81 | 2.43 |
| 27. | 2.49 | 13.0 | 3.94 | 8.56 | 7.48 | 2.74 | 1.22 | 0.900 | 1.74 | 1.20 | 1.44 | 1.20 | 1.73 | 2.52 |
| 28. | 2.37 | 9.74 | 3.93 | 7.95 | 6.39 | 2.34 | 1.13 | 0.843 | 1.70 | 1.20 | 1.62 | 1.57 | 1.95 | 2.89 |
| 29. | 2.63 | 7.32 | 6.86 | 12.1 | 6.17 | 2.08 | 1.21 | 0.742 | 1.99 | 1.22 | 1.93 | 1.82 | 2.18 | 2.94 |
| 30. | 3.28 | 6.85 | 21.7 | | 5.58 | 1.96 | 1.39 | 0.731 | 2.18 | 1.20 | 1.82 | 1.69 | 1.99 | 2.75 |
| 31. | | 6.02 | 15.8 | | 5.04 | | 1.25 | | 2.40 | 1.17 | | 1.79 | | 2.75 |

## Hauptwerte

| | 1999 Nov | 1999 Dez | 2000 Jan | Feb | Mrz | Apr | Mai | Jun | Jul | Aug | Sep | Okt | Nov | Dez |
|---|---|---|---|---|---|---|---|---|---|---|---|---|---|---|
| Tag | 1. | 6. | 16. | 7. | 24. | 30. | 18. | 21. | 1. | 16. | 1. | 23. | 12. | 1. |
| NQ | 1.14 | 2.49 | 3.09 | 5.39 | 4.95 | 1.96 | 1.10 | 0.537 | 0.718 | 1.01 | 1.08 | 1.11 | 1.15 | 2.05 |
| MQ | 1.84 | 5.24 | 5.52 | 8.20 | 9.60 | 2.97 | 1.41 | 0.921 | 1.95 | 1.44 | 1.48 | 1.42 | 1.63 | 3.15 |
| HQ | 4.05 | 13.7 | 29.5 | 22.2 | 28.9 | 5.03 | 2.12 | 2.51 | 7.48 | 4.01 | 2.75 | 12.2 | 3.93 | 14.9 |
| Tag | 29. | 27. | 30. | 25. | 9. | 1. | 3. | 5. | 5. | 19. | 7. | 9. | 23. | 14. |
| $h_N$ mm | 61 | 116 | 84 | 99 | 112 | 33 | 46 | 58 | 124 | 50 | 68 | 50 | 36 | 60 |
| $h_A$ mm | 14 | 41 | 43 | 60 | 75 | 22 | 11 | 7 | 15 | 11 | 11 | 11 | 12 | 25 |

| | 1950/1999 | | 1951/2000 50 Kalenderjahre | | | | | | | | | | | |
|---|---|---|---|---|---|---|---|---|---|---|---|---|---|---|
| Jahr | 1959 | 1959 | 1970 | 1956 | 1960 | 1960 | 1959 | 1959 | 1959 | 1959 | 1959 | 1959 | 1959 | 1959 |
| NQ | 0.408 | 0.557 | 0.814 | 0.614 | 0.649 | 0.330 | 0.234 | 0.068 | 0.068 | 0.043 | 0.040 | 0.050 | 0.408 | 0.557 |
| MNQ | 1.58 | 2.02 | 2.31 | 2.44 | 2.26 | 1.63 | 1.07 | 0.741 | 0.634 | 0.614 | 0.761 | 1.19 | 1.57 | 2.02 |
| MQ | 3.59 | 5.33 | 5.68 | 5.06 | 4.84 | 3.49 | 2.20 | 1.67 | 1.84 | 1.48 | 1.74 | 2.50 | 3.56 | 5.31 |
| MHQ | 12.4 | 17.8 | 19.0 | 16.2 | 17.1 | 12.0 | 8.00 | 7.48 | 9.11 | 7.45 | 7.75 | 8.91 | 12.3 | 17.9 |
| HQ | 35.9 | 45.6 | 36.9 | 44.8 | 44.3 | 28.6 | 34.2 | 35.4 | 36.5 | 33.7 | 30.4 | 34.3 | 35.9 | 45.6 |
| Jahr | 1998 | 1960 | 1993 | 1970 | 1956 | 1986 | 1978 | 1981 | 1965 | 1981 | 1956 | 1993 | 1998 | 1960 |
| $Mh_N$ mm | 74 | 79 | 69 | 52 | 65 | 56 | 66 | 74 | 87 | 79 | 71 | 61 | 73 | 79 |
| $Mh_A$ mm | 27 | 42 | 44 | 36 | 38 | 26 | 17 | 13 | 14 | 12 | 13 | 20 | 27 | 41 |

| | Abflussjahr (*) 2000 Jahr | Datum | Winter | Sommer | Kalenderjahr 2000 Jahr | Datum |
|---|---|---|---|---|---|---|
| NQ m³/s | 0.537 | am 21.06.2000 | 1.14 | 0.537 | 0.537 | am 21.06.2000 |
| MQ m³/s | 3.49 | | 5.57 | 1.44 | 3.30 | |
| HQ m³/s | 29.5 | am 30.01.2000 bei W = 407 cm | 29.5 | 12.2 | 29.5 | am 30.01.2000 bei W = 407 cm |
| Nq l/(skm²) | 1.57 | | 3.32 | 1.57 | 1.57 | |
| Mq l/(skm²) | 10.2 | | 16.2 | 4.20 | 9.63 | |
| Hq l/(skm²) | 86.2 | | 86.2 | 35.6 | 86.2 | |
| $h_N$ mm | 901 | | 505 | 396 | 820 | |
| $h_A$ mm | 322 | | 255 | 67 | 304 | |

| | 1951/2000 (*) 50 Jahre | | | | 1951/2000 | |
|---|---|---|---|---|---|---|
| NQ m³/s | 0.040 | am 3.09.1959 | 0.330 | 0.040 | 0.040 | am 3.09.1959 |
| MNQ m³/s | 0.386 | | 1.17 | 0.396 | 0.395 | |
| MQ m³/s | 3.28 | | 4.67 | 1.91 | 3.27 | |
| MHQ m³/s | 28.8 | | 27.1 | 15.6 | 28.8 | |
| HQ m³/s | 45.6 | am 5.12.1960 bei W = 444 cm | 45.6 | 36.5 | 45.6 | am 5.12.1960 bei W = 444 cm |
| $HQ_1$ m³/s | | | | | | |
| $HQ_5$ m³/s | | | | | | |
| MNq l/(skm²) | 1.13 | | 3.41 | 1.16 | 1.15 | |
| Mq l/(skm²) | 9.57 | | 13.6 | 5.57 | 9.56 | |
| MHq l/(skm²) | 83.9 | | 79.0 | 45.6 | 83.9 | |
| $Mh_N$ mm | 832 | | 395 | 437 | 831 | |
| $Mh_A$ mm | 302 | | 213 | 89 | 302 | |

## Extremwerte

| | Niedrigwasser (n) m³/s | l/(skm²) | Datum | Hochwasser m³/s | l/(skm²) | cm | Datum |
|---|---|---|---|---|---|---|---|
| 1 | 0.040 | 0.115 | 3.09.1959 | 45.6 | 133 | 444 | 5.12.1960 |
| 2 | 0.086 | 0.252 | 20.07.1963 | 44.8 | 131 | 441 | 23.02.1970 |
| 3 | 0.103 | 0.300 | 20.07.1976 | 44.3 | 129 | 440 | 4.03.1956 |
| 4 | 0.108 | 0.316 | 9.08.1992 | 36.9 | 108 | 430 | 29.01.1993 |
| 5 | 0.122 | 0.355 | 4.08.1964 | 36.5 | 106 | 419 | 17.07.1965 |
| 6 | 0.124 | 0.361 | 12.08.1969 | 36.4 | 106 | 427 | 13.03.1981 |
| 7 | 0.138 | 0.403 | 24.07.1990 | 36.2 | 106 | 427 | 30.01.1995 |
| 8 | 0.151 | 0.440 | 22.08.1973 | 35.9 | 105 | 443 | 2.11.1998 |
| 9 | 0.154 | 0.451 | 8.09.1971 | 35.8 | 104 | 408 | 2.12.1961 |
| 10 | 0.155 | 0.451 | 16.08.1986 | 35.6 | 104 | 421 | 21.07.1956 |

## Dauertabelle

| Unterschreitungsdauer in Tagen | Unterschrittene Abflüsse m³/s: Abflussjahr (*) 2000 | Kalenderjahr 2000 | 1951/2000 50 Kalenderjahre Obere Hüllkurve | Mittlere Werte | Untere Hüllkurve |
|---|---|---|---|---|---|
| 364 | 22.6 | 22.6 | 43.3 | 25.6 | 7.12 |
| 363 | 22.3 | 22.3 | 39.6 | 22.3 | 7.06 |
| 362 | 21.7 | 21.7 | 33.0 | 19.6 | 6.75 |
| 361 | 16.5 | 16.5 | 30.8 | 18.1 | 6.16 |
| 360 | 15.8 | 15.8 | 29.4 | 16.6 | 5.96 |
| 359 | 15.4 | 15.4 | 25.7 | 15.6 | 5.74 |
| 358 | 15.2 | 15.2 | 25.7 | 14.8 | 5.73 |
| 357 | 14.6 | 14.6 | 23.4 | 14.1 | 5.65 |
| 356 | 14.0 | 14.0 | 21.7 | 13.5 | 5.63 |
| 350 | 12.1 | 12.1 | 18.5 | 11.0 | 4.43 |
| 340 | 8.98 | 8.47 | 14.5 | 8.54 | 3.67 |
| 330 | 8.01 | 7.48 | 12.5 | 7.18 | 3.34 |
| 320 | 6.90 | 6.45 | 11.4 | 6.26 | 2.99 |
| 300 | 5.98 | 5.48 | 9.19 | 4.96 | 2.40 |
| 270 | 4.39 | 3.70 | 6.09 | 3.79 | 1.78 |
| 240 | 3.23 | 2.85 | 4.97 | 3.02 | 1.53 |
| 210 | 2.49 | 2.19 | 3.95 | 2.47 | 0.791 |
| 183 | 1.96 | 1.93 | 3.42 | 2.09 | 0.619 |
| 150 | 1.56 | 1.58 | 2.97 | 1.72 | 0.466 |
| 130 | 1.47 | 1.48 | 2.76 | 1.53 | 0.281 |
| 120 | 1.40 | 1.44 | 2.66 | 1.45 | 0.234 |
| 110 | 1.39 | 1.40 | 2.58 | 1.36 | 0.187 |
| 100 | 1.36 | 1.38 | 2.49 | 1.28 | 0.167 |
| 90 | 1.32 | 1.34 | 2.42 | 1.20 | 0.128 |
| 80 | 1.28 | 1.29 | 2.36 | 1.11 | 0.106 |
| 70 | 1.25 | 1.25 | 2.26 | 1.03 | 0.098 |
| 60 | 1.22 | 1.22 | 2.20 | 0.936 | 0.084 |
| 50 | 1.19 | 1.19 | 2.11 | 0.842 | 0.079 |
| 40 | 1.14 | 1.15 | 2.01 | 0.753 | 0.056 |
| 30 | 1.11 | 1.11 | 1.85 | 0.658 | 0.052 |
| 25 | 1.08 | 1.08 | 1.76 | 0.602 | 0.050 |
| 20 | 0.962 | 0.962 | 1.57 | 0.540 | 0.048 |
| 15 | 0.843 | 0.843 | 1.45 | 0.457 | 0.045 |
| 10 | 0.751 | 0.751 | 1.32 | 0.348 | 0.043 |
| 9 | 0.750 | 0.750 | 1.30 | 0.323 | 0.043 |
| 8 | 0.749 | 0.749 | 1.27 | 0.296 | 0.042 |
| 7 | 0.742 | 0.742 | 1.13 | 0.264 | 0.042 |
| 6 | 0.736 | 0.736 | 1.07 | 0.237 | 0.042 |
| 5 | 0.731 | 0.731 | 1.04 | 0.213 | 0.041 |
| 4 | 0.724 | 0.724 | 1.00 | 0.182 | 0.041 |
| 3 | 0.718 | 0.718 | 0.992 | 0.155 | 0.040 |
| 2 | 0.713 | 0.713 | 0.988 | 0.118 | 0.040 |
| 1 | 0.709 | 0.709 | 0.985 | 0.079 | 0.040 |
| 0 | 0.537 | 0.537 | 0.909 | 0.040 | 0.040 |

(*) Abflussjahr: 1.11. des Vorjahres bis 1.11.

$A_{Eo}$ : 1485.77 km²
PNP : NN+ 45.26 m
Lage : 284.37 km oberhalb der Mündung rechts

# Q
m³/s

Pegel : Einen
Gewässer : Ems
Gebiet : Ems

Nr. 3171000000100

## Tageswerte

| Tag | 1999 Nov | 1999 Dez | 2000 Jan | Feb | Mrz | Apr | Mai | Jun | Jul | Aug | Sep | Okt | Nov | Dez |
|---|---|---|---|---|---|---|---|---|---|---|---|---|---|---|
| 1. | 5.40 | 10.1 | 22.1 | 61.1 | 46.8 | 22.0 | 9.22 | 5.67 | 3.95 | 6.82 | 4.51 | 5.36 | 6.87 | 7.10 |
| 2. | 5.55 | 12.3 | 21.1 | 45.3 | 43.9 | 20.6 | 8.73 | 5.25 | 4.12 | 6.84 | 6.21 | 5.60 | 7.97 | 7.50 |
| 3. | 6.35 | 11.8 | 19.6 | 40.0 | 50.2 | 19.9 | 8.99 | 4.87 | 5.88 | 6.29 | 6.06 | 5.17 | 7.50 | 7.44 |
| 4. | 5.57 | 12.9 | 22.7 | 32.6 | 64.7 | 18.7 | 8.40 | 5.40 | 6.51 | 5.82 | 5.91 | 4.58 | 6.56 | 7.33 |
| 5. | 5.39 | 10.6 | 38.1 | 30.3 | 39.8 | 17.8 | 7.80 | 5.85 | 18.0 | 5.19 | 5.17 | 4.68 | 6.37 | 7.10 |
| 6. | 5.19 | 10.7 | 28.3 | 27.6 | 31.8 | 15.5 | 7.00 | 12.1 | 16.3 | 4.82 | 4.90 | 5.35 | 6.68 | 7.22 |
| 7. | 5.17 | 13.9 | 25.2 | 25.8 | 28.6 | 14.7 | 6.81 | 8.67 | 9.40 | 4.75 | 8.53 | 4.99 | 6.90 | 7.78 |
| 8. | 5.86 | 19.0 | 22.3 | 25.6 | 35.2 | 14.0 | 7.46 | 8.70 | 7.15 | 4.72 | 7.91 | 4.77 | 6.35 | 8.47 |
| 9. | 5.62 | 16.3 | 20.0 | 31.4 | 83.3 | 13.7 | 6.85 | 6.39 | 6.49 | 5.15 | 6.15 | 7.49 | 6.46 | 8.33 |
| 10. | 5.44 | 14.3 | 17.7 | 26.5 | 95.9 | 13.7 | 6.46 | 5.20 | 6.70 | 4.92 | 5.58 | 6.58 | 6.05 | 8.10 |
| 11. | 5.48 | 13.1 | 16.5 | 28.8 | 64.7 | 13.4 | 6.07 | 4.78 | 6.73 | 4.60 | 5.50 | 6.99 | 5.64 | 10.6 |
| 12. | 5.45 | 27.7 | 16.0 | 25.4 | 53.9 | 14.5 | 4.84 | 4.69 | 7.77 | 4.25 | 5.46 | 6.17 | 5.56 | 12.7 |
| 13. | 5.07 | 41.5 | 15.3 | 26.0 | 39.6 | 14.8 | 5.54 | 4.32 | 6.52 | 4.17 | 4.96 | 5.78 | 6.19 | 13.2 |
| 14. | 5.28 | 34.1 | 14.5 | 25.9 | 36.7 | 15.9 | 5.16 | 3.55 | 9.15 | 4.11 | 4.77 | 5.71 | 6.04 | 18.8 |
| 15. | 5.39 | 27.7 | 13.2 | 26.1 | 58.7 | 14.3 | 4.45 | 4.50 | 9.97 | 4.51 | 4.75 | 5.49 | 5.74 | 18.4 |
| 16. | 5.39 | 23.4 | 12.9 | 26.9 | 47.5 | 13.4 | 4.36 | 4.41 | 9.82 | 4.41 | 6.13 | 5.50 | 5.78 | 20.9 |
| 17. | 5.45 | 21.0 | 15.0 | 28.7 | 38.5 | 12.6 | 5.22 | 3.93 | 8.74 | 6.00 | 7.12 | 5.29 | 5.61 | 18.3 |
| 18. | 5.83 | 25.7 | 15.8 | 34.6 | 34.4 | 11.7 | 5.53 | 3.85 | 7.52 | 5.36 | 6.38 | 4.96 | 5.56 | 14.2 |
| 19. | 7.00 | 21.8 | 15.6 | 52.0 | 32.9 | 11.7 | 6.00 | 3.79 | 6.87 | 6.09 | 5.82 | 5.10 | 5.64 | 12.4 |
| 20. | 7.55 | 18.5 | 13.9 | 54.7 | 28.5 | 11.5 | 7.87 | 3.88 | 6.61 | 5.86 | 5.19 | 5.34 | 5.72 | 11.1 |
| 21. | 7.52 | 16.4 | 16.8 | 36.6 | 26.2 | 10.7 | 6.55 | 3.69 | 5.92 | 6.06 | 5.30 | 5.03 | 5.66 | 10.1 |
| 22. | 7.68 | 15.0 | 23.1 | 30.2 | 24.4 | 9.71 | 7.83 | 5.37 | 5.48 | 5.82 | 5.56 | 4.89 | 5.73 | 9.12 |
| 23. | 14.5 | 16.2 | 31.9 | 26.9 | 22.6 | 9.83 | 7.25 | 4.56 | 5.78 | 5.12 | 4.99 | 4.94 | 6.61 | 8.38 |
| 24. | 14.9 | 20.6 | 24.8 | 26.3 | 21.7 | 12.5 | 6.64 | 5.59 | 5.89 | 4.71 | 4.69 | 5.66 | 8.58 | 8.25 |
| 25. | 11.7 | 27.1 | 19.4 | 59.9 | 26.4 | 14.2 | 8.82 | 5.88 | 6.83 | 4.48 | 5.53 | 5.43 | 7.46 | 8.52 |
| 26. | 11.2 | 37.0 | 16.7 | 65.8 | 42.0 | 11.5 | 7.49 | 5.41 | 7.45 | 4.23 | 5.74 | 5.20 | 6.72 | 8.27 |
| 27. | 9.87 | 51.4 | 16.7 | 38.7 | 40.2 | 11.2 | 6.07 | 5.83 | 6.59 | 4.08 | 5.41 | 5.80 | 6.53 | 8.21 |
| 28. | 9.41 | 40.0 | 17.0 | 33.1 | 31.2 | 10.5 | 6.09 | 4.59 | 8.97 | 5.68 | 6.27 | 8.52 | 7.37 | 9.50 |
| 29. | 8.87 | 29.5 | 26.9 | 48.6 | 28.8 | 9.00 | 6.34 | 4.37 | 9.83 | 4.61 | 6.43 | 8.60 | 8.74 | 9.39 |
| 30. | 9.56 | 27.2 | 84.2 | | 25.8 | 8.94 | 7.62 | 4.24 | 7.99 | 4.48 | 5.74 | 7.36 | 7.60 | 9.04 |
| 31. | | 24.7 | 76.2 | | 23.6 | | 6.39 | | 7.96 | 4.47 | | 7.97 | | 9.22 |
| Tag | 13. | 1. | 16. | 12. | 24. | 30. | 16. | 14. | 1. | 27. | 1. | 4. | 12. | 1. |
| NQ | 5.07 | 10.1 | 12.9 | 25.4 | 21.7 | 8.94 | 4.36 | 3.55 | 3.95 | 4.08 | 4.51 | 4.58 | 5.56 | 7.10 |
| MQ | 7.29 | 22.3 | 23.9 | 35.9 | 40.9 | 13.8 | 6.77 | 5.31 | 7.83 | 5.11 | 5.76 | 5.82 | 6.54 | 10.5 |
| HQ | 16.8 | 54.0 | 93.2 | 89.7 | 116 | 22.9 | 11.1 | 15.0 | 25.7 | 11.1 | 9.97 | 10.8 | 9.70 | 23.5 |
| Tag | 23. | 27. | 30. | 25. | 9. | 1. | 22. | 6. | 5. | 28. | 7. | 9. | 29. | 16. |
| $h_N$ mm | 52 | 114 | 87 | 97 | 106 | 33 | 50 | 60 | 115 | 48 | 65 | 56 | 37 | 61 |
| $h_A$ mm | 13 | 40 | 43 | 61 | 74 | 24 | 12 | 9 | 14 | 9 | 10 | 10 | 11 | 19 |

## Hauptwerte

| | 1953/1999 | | 1954/2000 47 Kalenderjahre | | | | | | | | | | | |
|---|---|---|---|---|---|---|---|---|---|---|---|---|---|---|
| Jahr | 1959 | 1959 | 1964 | 1996 | 1964 | 1960 | 1954 | 1964 | 1964 | 1964 | 1964 | 1959 | 1959 | 1959 |
| NQ | 1.74 | 2.26 | 3.75 | 4.17 | 3.48 | 1.92 | 0.794 | 0.387 | 0.294 | 0.268 | 0.277 | 0.732 | 1.74 | 2.26 |
| MNQ | 7.28 | 9.96 | 11.7 | 12.2 | 11.0 | 8.15 | 5.41 | 3.89 | 3.52 | 3.38 | 3.84 | 5.55 | 7.33 | 10.0 |
| MQ | 15.2 | 23.9 | 25.8 | 23.5 | 22.5 | 16.6 | 10.7 | 7.92 | 8.83 | 7.09 | 8.23 | 11.1 | 15.3 | 24.0 |
| MHQ | 45.4 | 71.6 | 72.0 | 63.2 | 66.5 | 45.0 | 29.9 | 26.9 | 29.6 | 23.3 | 27.4 | 32.5 | 45.5 | 71.9 |
| HQ | 149 | 211 | 158 | 187 | 133 | 113 | 135 | 134 | 134 | 80.0 | 105 | 146 | 149 | 211 |
| Jahr | 1998 | 1960 | 1987 | 1970 | 1987 | 1986 | 1984 | 1981 | 1981 | 1954 | 1956 | 1998 | 1998 | 1960 |
| $Mh_N$ mm | 68 | 80 | 69 | 52 | 61 | 54 | 64 | 73 | 84 | 77 | 71 | 64 | 69 | 81 |
| $Mh_A$ mm | 27 | 43 | 47 | 39 | 41 | 29 | 19 | 14 | 16 | 13 | 14 | 20 | 27 | 43 |

| | | Abflussjahr (*) 2000 Jahr | Datum | Winter | Sommer | Kalenderjahr 2000 Jahr | Datum |
|---|---|---|---|---|---|---|---|
| NQ | m³/s | 3.55 | am 14.06.2000 | 5.07 | 3.55 | 3.55 | am 14.06.2000 |
| MQ | m³/s | 15.0 | | 24.0 | 6.11 | 14.0 | |
| HQ | m³/s | 116 | am 9.03.2000 bei W = 376 cm | 116 | 25.7 | 116 | am 9.03.2000 bei W = 376 cm |
| Nq | l/(skm²) | 2.39 | | 3.41 | 2.39 | 2.39 | |
| Mq | l/(skm²) | 10.1 | | 16.2 | 4.11 | 9.39 | |
| Hq | l/(skm²) | 78.3 | | 78.3 | 17.3 | 78.3 | |
| $h_N$ | mm | 883 | | 489 | 394 | 815 | |
| $h_A$ | mm | 320 | | 254 | 65 | 297 | |

| | | 1954/2000 (*) 47 Jahre | | | | 1954/2000 | |
|---|---|---|---|---|---|---|---|
| NQ | m³/s | 0.268 | am 4.08.1964 | 1.74 | 0.268 | 0.268 | am 4.08.1964 |
| MNQ | m³/s | 2.38 | | 5.63 | 2.47 | 2.45 | |
| MQ | m³/s | 15.1 | | 21.3 | 8.98 | 15.1 | |
| MHQ | m³/s | 113 | | 106 | 57.1 | 114 | |
| HQ | m³/s | 211 | am 5.12.1960 bei W = 449 cm | 211 | 146 | 211 | am 5.12.1960 bei W = 449 cm |
| $HQ_1$ | m³/s | 109 | | | | | |
| $HQ_5$ | m³/s | 142 | | | | | |
| MNq | l/(skm²) | 1.61 | | 3.79 | 1.66 | 1.65 | |
| Mq | l/(skm²) | 10.1 | | 14.3 | 6.04 | 10.2 | |
| MHq | l/(skm²) | 75.8 | | 71.5 | 38.4 | 76.9 | |
| $Mh_N$ | mm | 818 | | 384 | 434 | 819 | |
| $Mh_A$ | mm | 320 | | 224 | 96 | 320 | |

## Dauertabelle

| Unterschreitungsdauer in Tagen | Unterschrittene Abflüsse m³/s: Abflussjahr (*) 2000 | Kalenderjahr 2000 | 1954/2000 47 Kalenderjahre Obere Hüllkurve | Mittlere Werte | Untere Hüllkurve |
|---|---|---|---|---|---|
| 364 | 95.9 | 95.9 | 179 | 106 | 26.9 |
| 363 | 84.2 | 84.2 | 170 | 93.7 | 22.9 |
| 362 | 83.3 | 83.3 | 142 | 84.5 | 22.8 |
| 361 | 76.2 | 76.2 | 139 | 77.1 | 22.6 |
| 360 | 65.8 | 65.8 | 120 | 71.9 | 19.9 |
| 359 | 64.7 | 64.7 | 112 | 68.2 | 19.7 |
| 358 | 64.7 | 64.7 | 106 | 64.9 | 19.6 |
| 357 | 61.1 | 61.1 | 104 | 62.1 | 19.4 |
| 356 | 59.9 | 59.9 | 96.6 | 59.7 | 19.2 |
| 350 | 50.2 | 48.6 | 76.0 | 48.6 | 17.3 |
| 340 | 40.0 | 38.7 | 64.3 | 38.4 | 14.3 |
| 330 | 34.6 | 32.6 | 53.1 | 32.6 | 12.9 |
| 320 | 30.3 | 28.6 | 44.2 | 28.6 | 11.7 |
| 300 | 26.2 | 24.4 | 36.8 | 23.3 | 9.81 |
| 270 | 19.4 | 15.9 | 28.0 | 18.1 | 7.88 |
| 240 | 14.3 | 11.5 | 23.4 | 14.6 | 5.22 |
| 210 | 10.1 | 8.60 | 19.1 | 12.0 | 3.25 |
| 183 | 7.96 | 7.50 | 15.8 | 9.95 | 2.71 |
| 150 | 6.59 | 6.59 | 13.7 | 8.11 | 2.13 |
| 130 | 6.08 | 6.19 | 12.7 | 7.15 | 1.70 |
| 120 | 5.88 | 6.05 | 12.1 | 6.70 | 1.60 |
| 110 | 5.80 | 5.85 | 11.7 | 6.30 | 1.35 |
| 100 | 5.60 | 5.74 | 11.2 | 5.88 | 1.13 |
| 90 | 5.50 | 5.64 | 10.7 | 5.54 | 0.980 |
| 80 | 5.41 | 5.53 | 10.3 | 5.22 | 0.922 |
| 70 | 5.34 | 5.37 | 9.96 | 4.89 | 0.694 |
| 60 | 5.19 | 5.20 | 9.75 | 4.55 | 0.581 |
| 50 | 4.99 | 4.99 | 9.46 | 4.15 | 0.515 |
| 40 | 4.83 | 4.83 | 8.88 | 3.70 | 0.459 |
| 30 | 4.68 | 4.68 | 8.01 | 3.22 | 0.432 |
| 25 | 4.56 | 4.56 | 7.65 | 2.99 | 0.407 |
| 20 | 4.48 | 4.48 | 7.25 | 2.70 | 0.377 |
| 15 | 4.37 | 4.37 | 6.92 | 2.34 | 0.350 |
| 10 | 4.23 | 4.23 | 6.58 | 1.76 | 0.321 |
| 9 | 4.17 | 4.17 | 6.53 | 1.67 | 0.313 |
| 8 | 4.12 | 4.12 | 6.34 | 1.53 | 0.307 |
| 7 | 4.11 | 4.11 | 6.32 | 1.40 | 0.303 |
| 6 | 4.08 | 4.08 | 6.18 | 1.24 | 0.301 |
| 5 | 3.95 | 3.95 | 6.17 | 1.08 | 0.297 |
| 4 | 3.92 | 3.92 | 6.15 | 0.919 | 0.295 |
| 3 | 3.88 | 3.88 | 5.97 | 0.818 | 0.294 |
| 2 | 3.85 | 3.85 | 5.81 | 0.708 | 0.285 |
| 1 | 3.79 | 3.79 | 5.78 | 0.484 | 0.285 |
| 0 | 3.55 | 3.55 | 5.78 | 0.268 | 0.268 |

## Extremwerte

| | Niedrigwasser (n) m³/s | l/(skm²) | Datum | Hochwasser m³/s | l/(skm²) | cm | Datum |
|---|---|---|---|---|---|---|---|
| 1 | 0.268 | 0.180 | 4.08.1964 | 211 | 142 | 449 | 5.12.1960 |
| 2 | 0.536 | 0.361 | 22.08.1959 | 187 | 126 | 443 | 23.02.1970 |
| 3 | 0.703 | 0.473 | 6.07.1976 | 160 | 108 | 425 | 31.12.1986 |
| 4 | 0.735 | 0.495 | 9.08.1971 | 154 | 104 | 432 | 16.01.1968 |
| 5 | 0.794 | 0.534 | 16.05.1954 | 154 | 103 | 415 | 20.12.1988 |
| 6 | 0.876 | 0.589 | 16.09.1973 | 149 | 100 | 422 | 2.11.1998 |
| 7 | 0.892 | 0.600 | 14.08.1975 | 149 | 100 | 407 | 6.01.1987 |
| 8 | 1.10 | 0.739 | 7.07.1957 | 145 | 97.3 | 417 | 29.01.1993 |
| 9 | 1.13 | 0.760 | 25.06.1960 | 140 | 94.3 | 399 | 31.01.1982 |
| 10 | 1.19 | 0.803 | 25.07.1963 | 140 | 94.3 | 426 | 3.12.1961 |

(*) Abflussjahr: 1.11. des Vorjahres bis 31.10.

$A_{Eo}$ : 2842 km²
PNP :NN + 32.71 m
Lage: 113.4 km Lauflänge ab Quelle links

# Q
m³/s

Pegel : Greven Nr. 33300101
Gewässer : Ems
Gebiet : Obere Ems

## Tageswerte

| Tag | 1999 Nov | 1999 Dez | 2000 Jan | Feb | Mrz | Apr | Mai | Jun | Jul | Aug | Sep | Okt | Nov | Dez |
|---|---|---|---|---|---|---|---|---|---|---|---|---|---|---|
| 1. | 6.24 | 12.6 | 43.3 | 155 | 104 | 43.5 | 15.5 | 10.1 | 5.94 | 11.8 | 5.27 | 7.69 | 13.1 | 12.8 |
| 2. | 6.22 | 15.5 | 40.4 | 124 | 107 | 40.8 | 15.2 | 9.26 | 5.81 | 13.1 | 8.97 | 10.5 | 14.6 | 12.5 |
| 3. | 7.93 | 14.9 | 37.0 | 99.4 | 99.9 | 37.3 | 15.1 | 8.53 | 7.52 | 12.6 | 9.76 | 8.08 | 15.3 | 13.3 |
| 4. | 6.80 | 16.4 | 42.6 | 76.5 | 141 | 34.9 | 14.6 | 9.07 | 12.1 | 11.1 | 9.25 | 6.75 | 12.8 | 12.2 |
| 5. | 5.99 | 14.7 | 80.3 | 63.0 | 129 | 33.0 | 13.9 | 9.42 | 25.9 | 9.96 | 7.76 | 6.40 | 11.3 | 11.6 |
| 6. | 5.90 | 13.7 | 80.2 | 55.0 | 90.8 | 28.3 | 12.9 | 16.9 | 30.9 | 8.10 | 7.08 | 8.36 | 11.9 | 11.6 |
| 7. | 5.78 | 17.3 | 58.8 | 49.7 | 68.8 | 25.3 | 12.6 | 17.1 | 16.8 | 7.38 | 14.0 | 7.90 | 12.1 | 14.4 |
| 8. | 6.71 | 26.7 | 50.4 | 50.9 | 65.4 | 24.2 | 12.7 | 16.5 | 11.5 | 7.18 | 15.7 | 6.76 | 10.2 | 16.4 |
| 9. | 7.00 | 27.0 | 42.5 | 62.6 | 113 | 24.0 | 12.4 | 12.9 | 9.71 | 7.23 | 11.3 | 8.68 | 10.5 | 17.0 |
| 10. | 6.49 | 22.6 | 35.4 | 60.8 | 180 | 23.4 | 11.4 | 10.0 | 9.86 | 7.38 | 9.27 | 11.3 | 8.51 | 16.9 |
| 11. | 5.99 | 19.6 | 31.0 | 58.3 | 180 | 22.0 | 10.8 | 8.74 | 11.4 | 6.67 | 8.17 | 12.3 | 7.26 | 22.6 |
| 12. | 6.37 | 40.5 | 28.6 | 58.0 | 143 | 22.3 | 10.4 | 8.04 | 11.1 | 6.09 | 7.87 | 11.6 | 8.12 | 31.2 |
| 13. | 5.59 | 84.5 | 26.8 | 54.3 | 107 | 23.8 | 9.32 | 7.42 | 10.2 | 6.05 | 7.23 | 9.45 | 16.3 | 38.3 |
| 14. | 6.08 | 82.1 | 25.4 | 55.4 | 82.1 | 26.8 | 9.16 | 6.69 | 12.5 | 7.57 | 6.65 | 8.73 | 15.1 | 51.4 |
| 15. | 6.16 | 63.8 | 22.7 | 52.2 | 95.9 | 24.7 | 9.24 | 6.67 | 15.7 | 5.07 | 6.38 | 8.12 | 11.8 | 55.3 |
| 16. | 6.30 | 50.3 | 21.2 | 55.7 | 103 | 22.9 | 7.33 | 7.50 | 15.9 | 5.06 | 10.2 | 7.88 | 11.0 | 52.7 |
| 17. | 6.29 | 39.4 | 23.1 | 61.1 | 87.8 | 21.6 | 8.95 | 6.86 | 14.7 | 8.54 | 12.5 | 7.54 | 10.2 | 55.6 |
| 18. | 6.77 | 50.2 | 25.0 | 71.9 | 72.8 | 20.4 | 9.92 | 6.27 | 12.1 | 9.67 | 10.1 | 7.00 | 9.82 | 39.2 |
| 19. | 8.59 | 50.4 | 25.0 | 91.6 | 66.1 | 19.4 | 9.90 | 6.10 | 10.4 | 8.00 | 8.60 | 6.92 | 9.84 | 29.7 |
| 20. | 9.21 | 36.0 | 22.3 | 118 | 58.1 | 19.4 | 13.2 | 5.82 | 9.79 | 11.5 | 7.62 | 7.47 | 9.69 | 24.9 |
| 21. | 9.80 | 29.8 | 24.1 | 102 | 51.0 | 18.3 | 12.2 | 5.62 | 8.63 | 11.5 | 10.3 | 6.71 | 9.27 | 21.5 |
| 22. | 10.1 | 26.1 | 31.5 | 72.0 | 46.3 | 17.0 | 12.0 | 8.09 | 7.64 | 10.7 | 11.9 | 6.45 | 8.94 | 19.1 |
| 23. | 18.5 | 26.4 | 52.4 | 57.1 | 41.4 | 17.6 | 13.1 | 8.75 | 8.46 | 7.99 | 9.61 | 6.32 | 10.2 | 16.9 |
| 24. | 23.2 | 40.4 | 49.5 | 50.0 | 38.8 | 19.4 | 11.5 | 9.93 | 8.76 | 6.92 | 7.43 | 7.07 | 13.1 | 15.9 |
| 25. | 17.3 | 50.0 | 36.4 | 79.1 | 44.5 | 22.4 | 16.2 | 11.7 | 14.6 | 6.11 | 7.74 | 7.72 | 12.8 | 16.1 |
| 26. | 15.4 | 80.3 | 28.6 | 150 | 57.8 | 19.4 | 15.8 | 10.0 | 22.4 | 5.63 | 9.06 | 7.11 | 11.8 | 15.1 |
| 27. | 14.0 | 101 | 26.4 | 129 | 87.9 | 19.5 | 12.0 | 8.14 | 16.7 | 5.66 | 7.67 | 7.39 | 11.0 | 14.6 |
| 28. | 13.1 | 109 | 26.5 | 88.0 | 88.0 | 18.9 | 11.2 | 7.54 | 16.2 | 8.56 | 8.30 | 11.3 | 11.7 | 16.6 |
| 29. | 11.9 | 76.9 | 35.3 | 91.3 | 70.5 | 17.0 | 10.9 | 6.54 | 19.4 | 8.42 | 8.70 | 14.5 | 16.0 | 17.6 |
| 30. | 12.1 | 56.5 | 119 | | 57.5 | 15.7 | 12.2 | 6.23 | 15.7 | 6.20 | 8.11 | 12.9 | 14.7 | 16.2 |
| 31. | | 49.6 | 160 | | 48.9 | | 11.4 | | 14.1 | 5.67 | | 14.8 | | 16.8 |
| Tag | 13. | 1. | 16. | 7. | 24. | 30. | 16. | 21. | 2. | 16. | 1. | 23. | 11. | 6. |
| NQ | 5.59 | 12.6 | 21.2 | 49.7 | 38.8 | 15.7 | 7.33 | 5.62 | 5.81 | 5.06 | 5.27 | 6.32 | 7.26 | 11.6 |
| MQ | 9.26 | 43.4 | 43.6 | 79.1 | 88.0 | 24.1 | 12.0 | 9.08 | 13.3 | 8.17 | 9.08 | 8.76 | 11.6 | 23.4 |
| HQ | 25.7 | 114 | 162 | 162 | 194 | 46.1 | 18.3 | 23.2 | 38.7 | 14.2 | 17.8 | 15.4 | 18.5 | 61.6 |
| Tag | 24. | 28. | 31. | 1. | 10. | 1. | 25. | 6. | 6. | 2. | 8. | 31. | 13. | 17. |
| $h_N$ mm | 49 | 112 | 81 | 96 | 98 | 32 | 54 | 60 | 118 | 47 | 64 | 56 | 37 | 61 |
| $h_A$ mm | 8 | 41 | 41 | 70 | 83 | 22 | 11 | 8 | 13 | 8 | 8 | 8 | 11 | 22 |

## Hauptwerte

| | 1940/1999 | | 1941/2000 60 Jahre | | | | | | | | | | | |
|---|---|---|---|---|---|---|---|---|---|---|---|---|---|---|
| Jahr | 1947 + | 1959 | 1960 | 1947 | 1960 | 1960 | 1960 | 1960 | 1991 | 1992 | 1991 | 1959 | 1947 + | 1959 |
| NQ | 1.70 | 3.25 | 4.68 | 4.40 | 4.34 | 3.25 | 1.78 | 1.04 | 1.20 | 0.274 | 0.429 | 0.910 | 1.70 | 3.25 |
| MNQ | 11.1 | 16.6 | 20.3 | 21.7 | 18.8 | 14.0 | 8.90 | 6.39 | 5.50 | 4.94 | 5.42 | 7.75 | 11.1 | 16.5 |
| MQ | 28.4 | 45.6 | 51.3 | 49.3 | 43.2 | 29.7 | 17.4 | 12.6 | 14.2 | 11.3 | 12.2 | 17.5 | 27.7 | 45.3 |
| MHQ | 78.3 | 122 | 135 | 130 | 121 | 73.9 | 46.9 | 39.8 | 44.3 | 33.0 | 36.0 | 48.5 | 76.2 | 121 |
| HQ | 315 | 394 | 334 | 800 | 299 | 219 | 299 | 314 | 369 | 150 | 157 | 318 | 315 | 394 |
| Jahr | 1998 | 1960 | 1987 | 1946 | 1981 | 1986 | 1984 | 1981 | 1981 | 1954 | 1998 | 1998 | 1998 | 1960 |
| | 1940/1999 | | 1941/2000 60 Jahre | | | | | | | | | | | |
| $Mh_N$ mm | 71 | 75 | 66 | 54 | 56 | 51 | 61 | 70 | 81 | 74 | 66 | 60 | 69 | 74 |
| $Mh_A$ mm | 26 | 43 | 48 | 43 | 41 | 27 | 16 | 11 | 13 | 11 | 11 | 17 | 25 | 43 |

| | Abflußjahr (*) 2000 Jahr | Datum | Winter | Sommer | Kalenderjahr 2000 Jahr | Datum |
|---|---|---|---|---|---|---|
| NQ m³/s | 5.06 | am 16.08.2000 | 5.59 | 5.06 | 5.06 | am 16.08.2000 |
| MQ m³/s | 28.9 | | 47.9 | 10.1 | 27.4 | |
| HQ m³/s | 194 | am 10.03.2000 bei W= 663 cm | 194 | 38.7 | 194 | am 10.03.2000 bei W= 663 cm |
| Nq l/(s km²) | 1.78 | | 1.97 | 1.78 | 1.78 | |
| Mq l/(s km²) | 10.2 | | 16.9 | 3.55 | 9.64 | |
| Hq l/(s km²) | 68.3 | | 68.3 | 13.6 | 68.3 | |
| $h_N$ mm | 867 | | 468 | 399 | 804 | |
| $h_A$ mm | 321 | | 265 | 56 | 305 | |
| | 1941/2000 (*) 60 Jahre | | | | 1941/2000 | |
| NQ m³/s | 0.274 | am 11.08.1992 | 1.70 | 0.274 | 0.274 | am 11.08.1992 |
| MNQ m³/s | 3.52 | | 8.64 | 3.70 | 3.70 | |
| MQ m³/s | 27.6 | | 41.3 | 14.2 | 27.5 | |
| MHQ m³/s | 222 | | 213 | 93.9 | 223 | |
| HQ m³/s | 800 | am 10.02.1946 bei W= 917 cm | 800 | 369 | 800 | am 10.02.1946 bei W= 917 cm |
| $HQ_1$ m³/s | 182 | | 170 | 56.7 | 182 | |
| $HQ_5$ m³/s | 282 | | 275 | 141 | 282 | |
| MNq l/(s km²) | 1.24 | | 3.04 | 1.30 | 1.30 | |
| Mq l/(s km²) | 9.71 | | 14.5 | 5.00 | 9.68 | |
| MHq l/(s km²) | 78.0 | | 74.8 | 33.0 | 78.3 | |
| | 1941/2000 (*) 60 Jahre | | | | 1941/2000 | |
| $Mh_N$ mm | 786 | | 373 | 413 | 784 | |
| $Mh_A$ mm | 306 | | 229 | 79 | 306 | |

## Extremwerte

| | Niedrigwasser m³/s | l/(s km²) | Datum | Hochwasser m³/s | l/(s km²) | cm | Datum |
|---|---|---|---|---|---|---|---|
| 1 | 0.274 | 0.096 | 11.08.1992 | 800 | 281 | 917 | 10.02.1946 |
| 2 | 0.399 | 0.140 | 09.08.1996 | 394 | 139 | 754 | 06.12.1960 |
| 3 | 0.429 | 0.151 | 15.09.1991 | 374 | 132 | 754 | 24.02.1970 |
| 4 | 0.650 | 0.229 | 21.09.1959 | 369 | 130 | 752 | 01.07.1981 |
| 5 | 1.00 | 0.352 | 21.08.1949 | 318 | 112 | 733 | 30.10.1998 |
| 6 | 1.00 | 0.352 | 07.09.1947 | 315 | 111 | 732 | 03.11.1998 |
| 7 | 1.04 | 0.366 | 27.06.1960 | 312 | 110 | 724 | 16.01.1968 |
| 8 | 1.21 | 0.426 | 18.07.1991 | 305 | 107 | 728 | 02.01.1994 |
| 9 | 1.34 | 0.471 | 14.08.1990 | 299 | 105 | 721 | 31.05.1984 |
| 10 | 1.43 | 0.503 | 13.09.1964 | 299 | 105 | 721 | 13.03.1981 |

## Dauertabelle

| Unterschreitungsdauer in Tagen | Unterschrittene Abflüsse m³/s: Abflußjahr (*) 2000 | Kalenderjahr 2000 | 1941/2000 60 Kalenderjahre: Obere Hüllwerte | Mittlere Werte | Untere Hüllwerte |
|---|---|---|---|---|---|
| (365) | | | | | |
| 364 | 180 | 180 | 745 | 228 | 50.6 |
| 363 | 160 | 160 | 580 | 198 | 47.0 |
| 362 | 155 | 155 | 388 | 175 | 43.9 |
| 361 | 150 | 150 | 318 | 159 | 43.4 |
| 360 | 143 | 143 | 268 | 149 | 43.4 |
| 359 | 141 | 141 | 262 | 139 | 43.2 |
| 358 | 129 | 129 | 258 | 132 | 42.6 |
| 357 | 129 | 129 | 247 | 127 | 42.6 |
| 356 | 124 | 124 | 233 | 122 | 42.6 |
| 350 | 107 | 104 | 191 | 98.6 | 35.9 |
| 340 | 90.8 | 88.0 | 157 | 78.9 | 32.6 |
| 330 | 80.2 | 71.9 | 123 | 65.7 | 27.8 |
| 320 | 65.4 | 58.3 | 110 | 56.5 | 21.1 |
| 300 | 51.0 | 49.7 | 82.0 | 44.0 | 17.4 |
| 270 | 35.3 | 26.8 | 59.6 | 32.4 | 12.5 |
| 240 | 23.1 | 19.5 | 47.3 | 24.7 | 7.90 |
| 210 | 16.7 | 15.9 | 36.4 | 19.4 | 4.85 |
| 183 | 13.7 | 13.1 | 29.0 | 15.8 | 4.17 |
| 150 | 11.4 | 11.6 | 24.4 | 12.3 | 3.70 |
| 130 | 10.0 | 10.7 | 22.5 | 10.6 | 3.40 |
| 120 | 9.71 | 10.2 | 21.2 | 9.92 | 3.00 |
| 110 | 9.21 | 9.84 | 20.3 | 9.21 | 2.70 |
| 100 | 8.70 | 9.32 | 19.6 | 8.51 | 2.50 |
| 90 | 8.36 | 8.95 | 19.1 | 7.87 | 2.26 |
| 80 | 8.00 | 8.56 | 18.3 | 7.21 | 2.02 |
| 70 | 7.67 | 8.12 | 17.4 | 6.71 | 1.90 |
| 60 | 7.42 | 7.88 | 16.4 | 6.20 | 1.78 |
| 50 | 7.07 | 7.54 | 15.8 | 5.62 | 1.50 |
| 40 | 6.71 | 7.33 | 15.3 | 4.99 | 1.40 |
| 30 | 6.38 | 6.92 | 14.3 | 4.31 | 1.30 |
| 25 | 6.27 | 6.69 | 13.7 | 3.97 | 1.30 |
| 20 | 6.16 | 6.45 | 12.9 | 3.54 | 1.30 |
| 15 | 6.05 | 6.23 | 12.3 | 3.06 | 1.20 |
| 10 | 5.82 | 6.05 | 11.0 | 2.53 | 0.914 |
| 9 | 5.81 | 5.94 | 10.8 | 2.41 | 0.911 |
| 8 | 5.78 | 5.82 | 10.6 | 2.27 | 0.908 |
| 7 | 5.67 | 5.81 | 10.5 | 2.17 | 0.849 |
| 6 | 5.66 | 5.67 | 9.78 | 2.01 | 0.843 |
| 5 | 5.63 | 5.66 | 9.47 | 1.83 | 0.837 |
| 4 | 5.62 | 5.63 | 9.31 | 1.70 | 0.755 |
| 3 | 5.59 | 5.62 | 9.20 | 1.52 | 0.631 |
| 2 | 5.27 | 5.27 | 9.08 | 1.33 | 0.630 |
| 1 | 5.07 | 5.07 | 8.81 | 1.19 | 0.402 |
| 0 | 5.06 | 5.06 | 8.69 | 0.274 | 0.274 |

(*) Abflußjahr: 1.11. des Vorjahres bis 31.10.

HQ1, HQ5 : Jahresreihe 1941/2000

Extremwerte ab 1921

Eisverhältnisse: keine Angaben

$A_{Eo}$ : 3740 km²
PNP :NN + 24.19 m
Lage: 153.0 km Lauflänge ab Quelle rechts

Q m³/s

Pegel : Rheine Unterschl. UP Nr. 33900200
Gewässer : Ems
Gebiet : Obere Ems

## Tageswerte

| Tag | 1999 Nov | 1999 Dez | 2000 Jan | Feb | Mrz | Apr | Mai | Jun | Jul | Aug | Sep | Okt | Nov | Dez |
|---|---|---|---|---|---|---|---|---|---|---|---|---|---|---|
| 1. | 9.64 | 16.9 | 59.3 | 156 | 117 | 59.5 | 19.8 | 13.9 | 9.27 | 20.4 | 9.68 | 11.6 | 21.3 | 20.8 |
| 2. | 9.61 | 18.9 | 53.2 | 160 | 122 | 58.3 | 19.8 | 11.8 | 9.26 | 21.8 | 10.7 | 14.5 | 22.0 | 19.7 |
| 3. | 10.4 | 20.3 | 52.0 | 140 | 126 | 53.3 | 19.5 | 10.2 | 9.03 | 23.4 | 13.4 | 13.9 | 23.6 | 19.8 |
| 4. | 11.2 | 20.8 | 54.3 | 112 | 135 | 49.1 | 19.1 | 12.7 | 13.6 | 20.0 | 13.3 | 12.3 | 21.4 | 19.2 |
| 5. | 10.0 | 21.0 | 80.7 | 87.6 | 149 | 46.0 | 17.8 | 14.0 | 23.7 | 18.3 | 12.9 | 11.1 | 18.6 | 18.5 |
| 6. | 9.87 | 19.1 | 103 | 74.7 | 138 | 41.2 | 16.5 | 17.8 | 34.9 | 15.5 | 10.9 | 11.7 | 17.7 | 18.0 |
| 7. | 9.66 | 21.7 | 84.6 | 64.8 | 104 | 36.5 | 14.9 | 24.6 | 25.0 | 13.8 | 15.6 | 12.9 | 19.3 | 20.7 |
| 8. | 10.4 | 29.7 | 69.5 | 66.1 | 86.5 | 34.2 | 15.6 | 22.4 | 17.2 | 13.3 | 21.8 | 12.0 | 17.5 | 23.3 |
| 9. | 10.8 | 36.3 | 59.2 | 72.5 | 113 | 33.5 | 15.9 | 19.4 | 14.3 | 13.0 | 18.5 | 11.8 | 16.8 | 24.2 |
| 10. | 10.6 | 32.5 | 50.1 | 80.4 | 150 | 32.6 | 14.0 | 15.4 | 14.1 | 12.5 | 15.2 | 15.3 | 16.4 | 24.6 |
| 11. | 10.5 | 29.5 | 45.0 | 71.4 | 174 | 31.2 | 13.3 | 13.0 | 15.3 | 11.9 | 13.9 | 16.7 | 14.2 | 28.3 |
| 12. | 10.1 | 39.0 | 41.7 | 75.8 | 187 | 31.3 | 12.8 | 11.3 | 15.1 | 11.2 | 12.8 | 18.7 | 13.6 | 38.8 |
| 13. | 9.87 | 82.3 | 39.3 | 71.8 | 166 | 33.2 | 11.5 | 10.9 | 14.8 | 10.5 | 12.5 | 15.7 | 19.8 | 45.4 |
| 14. | 9.54 | 97.4 | 37.4 | 71.8 | 129 | 36.8 | 11.5 | 10.4 | 14.4 | 11.9 | 11.1 | 14.1 | 26.6 | 54.3 |
| 15. | 9.97 | 86.5 | 34.6 | 68.8 | 111 | 37.4 | 11.2 | 9.75 | 19.1 | 9.85 | 10.8 | 13.1 | 21.0 | 64.9 |
| 16. | 10.0 | 67.4 | 31.7 | 71.8 | 122 | 35.1 | 10.4 | 10.2 | 19.9 | 9.82 | 11.9 | 12.8 | 18.9 | 60.9 |
| 17. | 10.1 | 56.1 | 32.5 | 78.0 | 117 | 31.6 | 10.1 | 10.8 | 20.4 | 10.2 | 16.7 | 12.5 | 17.6 | 64.7 |
| 18. | 10.5 | 57.2 | 35.5 | 85.8 | 100 | 29.1 | 10.8 | 9.37 | 17.7 | 13.9 | 15.9 | 12.3 | 16.8 | 53.3 |
| 19. | 11.6 | 63.5 | 35.8 | 101 | 87.7 | 26.9 | 12.0 | 9.63 | 15.6 | 11.3 | 14.1 | 11.9 | 17.1 | 42.5 |
| 20. | 13.0 | 51.4 | 33.3 | 119 | 78.9 | 26.4 | 12.8 | 9.02 | 14.6 | 14.7 | 12.7 | 12.1 | 17.0 | 36.8 |
| 21. | 13.4 | 43.7 | 33.3 | 127 | 68.5 | 24.9 | 14.2 | 8.74 | 13.5 | 16.8 | 12.6 | 12.1 | 16.3 | 32.3 |
| 22. | 14.0 | 39.5 | 39.3 | 106 | 62.7 | 23.4 | 15.1 | 8.95 | 12.4 | 16.6 | 17.5 | 10.8 | 16.0 | 28.8 |
| 23. | 20.3 | 36.2 | 54.8 | 79.5 | 57.4 | 23.8 | 15.6 | 12.4 | 11.9 | 13.8 | 15.5 | 10.8 | 15.9 | 26.2 |
| 24. | 28.5 | 46.0 | 63.0 | 68.0 | 53.1 | 25.1 | 15.2 | 12.0 | 12.8 | 12.1 | 12.7 | 11.0 | 18.6 | 23.9 |
| 25. | 25.1 | 59.1 | 51.4 | 84.1 | 53.4 | 28.3 | 17.8 | 14.0 | 17.3 | 10.7 | 11.9 | 12.1 | 20.3 | 23.8 |
| 26. | 21.1 | 82.7 | 41.8 | 128 | 62.5 | 26.6 | 21.1 | 13.8 | 28.8 | 10.2 | 13.8 | 11.8 | 18.7 | 23.2 |
| 27. | 19.9 | 105 | 37.4 | 150 | 91.6 | 25.3 | 17.1 | 11.8 | 26.7 | 9.92 | 13.1 | 11.6 | 18.0 | 21.9 |
| 28. | 18.1 | 120 | 37.5 | 136 | 104 | 24.3 | 14.0 | 10.9 | 25.1 | 12.5 | 12.4 | 14.6 | 17.5 | 23.0 |
| 29. | 17.2 | 112 | 42.7 | 109 | 94.7 | 22.6 | 14.1 | 9.91 | 27.8 | 13.8 | 13.5 | 19.5 | 22.0 | 25.0 |
| 30. | 16.1 | 81.8 | 96.2 | | 78.1 | 21.0 | 14.7 | 9.34 | 26.3 | 12.1 | 12.8 | 20.3 | 23.2 | 23.9 |
| 31. | | 65.1 | 139 | | 65.4 | | 15.2 | | 23.1 | 9.95 | | 21.3 | | 24.5 |

## Hauptwerte

| | 1999 Nov | 1999 Dez | 2000 Jan | Feb | Mrz | Apr | Mai | Jun | Jul | Aug | Sep | Okt | Nov | Dez |
|---|---|---|---|---|---|---|---|---|---|---|---|---|---|---|
| Tag | 14. | 1. | 16. | 7. | 24. | 30. | 17. | 21. | 3. | 16. | 1. | 22.+ | 12. | 6. |
| NQ | 9.54 | 16.9 | 31.7 | 64.8 | 53.1 | 21.0 | 10.1 | 8.74 | 9.03 | 9.82 | 9.68 | 10.8 | 13.6 | 18.0 |
| MQ | 13.4 | 53.5 | 53.8 | 97.2 | 107 | 33.6 | 15.0 | 12.6 | 18.2 | 13.7 | 13.7 | 13.6 | 18.8 | 31.5 |
| HQ | 31.0 | 122 | 151 | 163 | 191 | 61.7 | 21.8 | 26.1 | 38.3 | 24.6 | 23.5 | 24.1 | 29.3 | 70.0 |
| Tag | 24. | 28. | 31. | 1.+ | 12. | 1. | 26. | 7. | 6. | 3. | 8. | 29. | 14. | 15. |
| $h_N$ mm | 49 | 113 | 80 | 94 | 95 | 34 | 54 | 58 | 121 | 52 | 64 | 57 | 39 | 59 |
| $h_A$ mm | 9 | 38 | 39 | 65 | 77 | 23 | 11 | 9 | 13 | 10 | 9 | 10 | 13 | 23 |
| | 1940/1999 | | 1941/2000 60 Jahre | | | | | | | | | | | |
| Jahr | 1949 | 1959 | 1960 | 1947 | 1947 | 1960 | 1960 | 1959 | 1959 | 1964 | 1959 | 1959 | 1949 | 1959 |
| NQ | 2.50 | 4.14 | 6.29 | 4.00 | 5.00 | 6.12 | 2.24 | 1.80 | 0.820 | 1.60 | 0.960 | 1.40 | 2.50 | 4.14 |
| MNQ | 16.3 | 23.8 | 27.8 | 29.6 | 25.9 | 19.8 | 12.7 | 9.43 | 8.47 | 7.76 | 8.49 | 11.5 | 16.3 | 23.8 |
| MQ | 38.0 | 59.4 | 67.6 | 65.7 | 57.4 | 40.0 | 23.7 | 17.5 | 19.1 | 15.8 | 17.0 | 23.7 | 36.9 | 58.9 |
| MHQ | 89.7 | 138 | 154 | 156 | 138 | 87.2 | 55.0 | 44.5 | 49.2 | 39.4 | 42.3 | 56.4 | 86.9 | 136 |
| HQ | 349 | 483 | 403 | 1030 | 352 | 213 | 247 | 276 | 308 | 174 | 158 | 338 | 349 | 483 |
| Jahr | 1998 | 1960 | 1987 | 1946 | 1981 | 1986 | 1984 | 1984 | 1981 | 1954 | 1998 | 1998 | 1998 | 1960 |
| | 1940/1999 | | 1941/2000 60 Jahre | | | | | | | | | | | |
| $Mh_N$ mm | 70 | 75 | 66 | 53 | 51 | 50 | 60 | 70 | 80 | 73 | 65 | 60 | 69 | 74 |
| $Mh_A$ mm | 26 | 43 | 48 | 44 | 41 | 28 | 17 | 12 | 14 | 11 | 12 | 17 | 26 | 42 |

| | Abflußjahr (*) 2000 Jahr | Datum | Winter | Sommer | Kalenderjahr 2000 Jahr | Datum |
|---|---|---|---|---|---|---|
| NQ m³/s | 8.74 | am 21.06.2000 | 9.54 | 8.74 | 8.74 | am 21.06.2000 |
| MQ m³/s | 36.9 | | 59.7 | 14.5 | 35.5 | |
| HQ m³/s | 191 | am 12.03.2000 bei W= 528 cm | 191 | 38.3 | 191 | am 12.03.2000 bei W= 528 cm |
| Nq l/(s km²) | 2.34 | | 2.55 | 2.34 | 2.34 | |
| Mq l/(s km²) | 9.88 | | 16.0 | 3.87 | 9.50 | |
| Hq l/(s km²) | 51.0 | | 51.0 | 10.2 | 51.0 | |
| $h_N$ mm | 871 | | 465 | 406 | 807 | |
| $h_A$ mm | 312 | | 251 | 62 | 300 | |
| | 1941/2000 (*) 60 Jahre | | | | 1941/2000 | |
| NQ m³/s | 0.820 | am 19.07.1959 | 2.50 | 0.820 | 0.820 | am 19.07.1959 |
| MNQ m³/s | 5.58 | | 12.7 | 5.84 | 5.82 | |
| MQ m³/s | 37.0 | | 54.7 | 19.5 | 36.8 | |
| MHQ m³/s | 249 | | 242 | 102 | 251 | |
| HQ m³/s | 1030 | am 10.02.1946 bei W= 1013 cm | 1030 | 338 | 1030 | am 10.02.1946 bei W= 1013 cm |
| $HQ_1$ m³/s | 198 | | 181 | 69.6 | 198 | |
| $HQ_5$ m³/s | 311 | | 310 | 147 | 311 | |
| MNq l/(s km²) | 1.49 | | 3.40 | 1.56 | 1.56 | |
| Mq l/(s km²) | 9.89 | | 14.6 | 5.21 | 9.84 | |
| MHq l/(s km²) | 66.5 | | 64.7 | 27.2 | 67.1 | |
| | 1941/2000 (*) 60 Jahre | | | | 1941/2000 | |
| $Mh_N$ mm | 774 | | 365 | 409 | 772 | |
| $Mh_A$ mm | 312 | | 230 | 83 | 311 | |

## Extremwerte

| | Niedrigwasser m³/s | l/(s km²) | Datum | Hochwasser m³/s | l/(s km²) | cm | Datum |
|---|---|---|---|---|---|---|---|
| 1 | 0.820 | 0.219 | 19.07.1959 | 1030 | 275 | 1010 | 10.02.1946 |
| 2 | 1.50 | 0.401 | 06.09.1964 | 483 | 129 | 828 | 07.12.1960 |
| 3 | 2.00 | 0.535 | 14.08.1921 | 424 | 113 | 767 | 24.02.1970 |
| 4 | 2.10 | 0.561 | 28.08.1949 | 403 | 108 | 748 | 02.01.1987 |
| 5 | 2.10 | 0.561 | 12.08.1938 | 387 | 103 | 702 | 17.01.1968 |
| 6 | 2.20 | 0.588 | 01.11.1949 | 369 | 98.7 | 759 | 04.01.1926 |
| 7 | 2.20 | 0.588 | 18.08.1935 | 352 | 94.1 | 700 | 13.03.1981 |
| 8 | 2.20 | 0.588 | 12.07.1934 | 350 | 93.6 | 674 | 10.02.1966 |
| 9 | 2.20 | 0.588 | 16.08.1925 | 349 | 93.3 | 699 | 03.11.1998 |
| 10 | 2.40 | 0.642 | 17.09.1929 | 332 | 88.8 | 683 | 31.01.1995 |

## Dauertabelle

| Unterschreitungsdauer in Tagen | Unterschrittene Abflüsse m³/s: Abflußjahr (*) 2000 | Kalenderjahr 2000 | 1941/2000 60 Kalenderjahre: Obere Hüllwerte | Mittlere Werte | Untere Hüllwerte |
|---|---|---|---|---|---|
| (365) | | | | | |
| 364 | 174 | 174 | 920 | 259 | 57.5 |
| 363 | 166 | 166 | 910 | 228 | 57.1 |
| 362 | 160 | 160 | 680 | 207 | 51.0 |
| 361 | 156 | 156 | 680 | 193 | 51.0 |
| 360 | 150 | 150 | 430 | 181 | 49.9 |
| 359 | 150 | 150 | 360 | 172 | 47.0 |
| 358 | 149 | 149 | 360 | 163 | 46.2 |
| 357 | 140 | 140 | 290 | 156 | 46.2 |
| 356 | 139 | 139 | 257 | 150 | 45.8 |
| 350 | 127 | 127 | 227 | 127 | 42.5 |
| 340 | 112 | 109 | 194 | 104 | 36.4 |
| 330 | 97.4 | 87.7 | 165 | 88.3 | 34.5 |
| 320 | 84.1 | 78.1 | 153 | 75.6 | 29.3 |
| 300 | 68.0 | 62.5 | 111 | 59.4 | 24.3 |
| 270 | 46.0 | 37.5 | 81.3 | 44.0 | 18.0 |
| 240 | 32.5 | 26.9 | 63.9 | 33.5 | 10.3 |
| 210 | 23.1 | 23.0 | 49.3 | 26.6 | 6.63 |
| 183 | 19.1 | 19.5 | 40.9 | 21.9 | 5.27 |
| 150 | 15.3 | 16.8 | 33.0 | 17.4 | 4.78 |
| 130 | 14.0 | 15.3 | 30.4 | 15.2 | 4.46 |
| 120 | 13.8 | 14.6 | 29.8 | 14.4 | 4.30 |
| 110 | 13.3 | 14.1 | 28.6 | 13.6 | 3.98 |
| 100 | 12.8 | 13.8 | 27.1 | 12.7 | 3.66 |
| 90 | 12.5 | 13.3 | 26.1 | 11.9 | 3.50 |
| 80 | 12.1 | 12.8 | 25.2 | 11.0 | 3.22 |
| 70 | 11.9 | 12.5 | 24.5 | 10.3 | 2.80 |
| 60 | 11.5 | 12.1 | 23.8 | 9.61 | 2.66 |
| 50 | 10.9 | 11.9 | 22.6 | 8.81 | 2.52 |
| 40 | 10.7 | 11.3 | 22.1 | 7.81 | 2.38 |
| 30 | 10.2 | 10.8 | 20.9 | 7.02 | 2.24 |
| 25 | 10.1 | 10.7 | 19.7 | 6.53 | 2.10 |
| 20 | 9.92 | 10.2 | 17.9 | 6.01 | 2.10 |
| 15 | 9.82 | 9.95 | 16.5 | 5.31 | 1.90 |
| 10 | 9.63 | 9.75 | 14.2 | 4.64 | 1.80 |
| 9 | 9.61 | 9.68 | 13.8 | 4.47 | 1.80 |
| 8 | 9.54 | 9.63 | 13.8 | 4.30 | 1.80 |
| 7 | 9.37 | 9.37 | 13.7 | 4.01 | 1.70 |
| 6 | 9.34 | 9.34 | 13.2 | 3.97 | 1.70 |
| 5 | 9.27 | 9.27 | 13.2 | 3.66 | 1.60 |
| 4 | 9.26 | 9.26 | 12.3 | 3.36 | 1.60 |
| 3 | 9.03 | 9.03 | 12.3 | 3.08 | 1.40 |
| 2 | 9.02 | 9.02 | 12.2 | 2.90 | 1.10 |
| 1 | 8.95 | 8.95 | 11.8 | 2.30 | 0.960 |
| 0 | 8.74 | 8.74 | 11.6 | 0.820 | 0.820 |

(*) Abflußjahr: 1.11. des Vorjahres bis 31.10.

HQ1, HQ5 : Jahresreihe 1941/2000

Extremwerte ab 1921

Eisverhältnisse: keine Angaben

$A_{Eo}$ : 4981 km²
PNP :NN + 12.42 m
Lage: 212.0 km Lauflänge ab Quelle rechts

# Q
m³/s

Pegel : Dalum Nr. 35500407
Gewässer : Ems
Gebiet : Mittlere Ems

## Tageswerte

| Tag | 1999 Nov | 1999 Dez | 2000 Jan | Feb | Mrz | Apr | Mai | Jun | Jul | Aug | Sep | Okt | Nov | Dez |
|---|---|---|---|---|---|---|---|---|---|---|---|---|---|---|
| 1. | 11.1 | 22.3 | 71.8 | 155 | 131 | 71.7 | 30.7 | 19.4 | 10.0 | 28.4 | 15.5 | 20.6 | 30.0 | 27.2 |
| 2. | 11.4 | 23.8 | 68.6 | 162 | 138 | 69.6 | 29.5 | 18.5 | 10.6 | 29.2 | 16.1 | 21.4 | 30.9 | 26.4 |
| 3. | 12.7 | 25.8 | 63.4 | 166 | 147 | 67.5 | 29.1 | 16.2 | 10.3 | 32.5 | 18.6 | 23.4 | 31.8 | 25.4 |
| 4. | 13.0 | 27.7 | 63.3 | 149 | 169 | 63.1 | 29.4 | 18.0 | 12.7 | 27.6 | 19.8 | 20.1 | 31.2 | 25.6 |
| 5. | 13.7 | 28.2 | 84.1 | 117 | 164 | 61.8 | 27.6 | 17.8 | 27.5 | 24.5 | 20.0 | 19.7 | 28.9 | 23.8 |
| 6. | 11.6 | 26.1 | 110 | 93.2 | 163 | 57.2 | 26.9 | 21.5 | 34.5 | 21.1 | 17.9 | 19.1 | 25.3 | 24.0 |
| 7. | 13.7 | 29.7 | 106 | 79.9 | 148 | 50.3 | 25.4 | 27.8 | 31.4 | 18.9 | 21.6 | 19.6 | 27.3 | 25.2 |
| 8. | 12.7 | 39.8 | 85.1 | 77.5 | 115 | 47.0 | 25.4 | 28.3 | 23.4 | 18.4 | 28.5 | 19.7 | 26.7 | 28.3 |
| 9. | 14.3 | 46.7 | 72.3 | 87.8 | 129 | 45.0 | 24.2 | 25.3 | 18.6 | 17.5 | 27.7 | 19.2 | 24.5 | 30.2 |
| 10. | 14.1 | 45.7 | 64.4 | 93.8 | 171 | 45.3 | 25.1 | 22.4 | 16.4 | 17.3 | 24.2 | 21.7 | 24.2 | 29.9 |
| 11. | 12.8 | 42.9 | 58.3 | 90.5 | 176 | 42.9 | 21.8 | 18.4 | 17.4 | 16.0 | 20.6 | 26.0 | 22.3 | 31.7 |
| 12. | 12.7 | 50.1 | 53.3 | 86.8 | 186 | 42.9 | 21.4 | 16.0 | 18.5 | 15.9 | 18.5 | 26.4 | 20.6 | 42.4 |
| 13. | 13.0 | 83.7 | 51.5 | 88.4 | 191 | 43.7 | 20.0 | 14.3 | 17.4 | 13.1 | 18.1 | 24.9 | 23.5 | 49.7 |
| 14. | 13.4 | 113 | 49.0 | 87.5 | 182 | 47.4 | 18.4 | 13.6 | 18.3 | 13.9 | 16.6 | 21.2 | 32.2 | 54.7 |
| 15. | 13.4 | 115 | 45.9 | 84.9 | 158 | 50.2 | 19.2 | 13.8 | 21.1 | 14.8 | 15.6 | 20.8 | 29.8 | 64.1 |
| 16. | 12.4 | 91.0 | 43.3 | 87.4 | 144 | 47.5 | 18.7 | 12.8 | 24.2 | 12.3 | 18.2 | 19.7 | 26.6 | 65.0 |
| 17. | 12.7 | 70.8 | 42.7 | 98.2 | 144 | 43.8 | 18.8 | 12.9 | 23.6 | 15.1 | 23.1 | 20.0 | 24.5 | 66.5 |
| 18. | 15.0 | 67.9 | 45.3 | 106 | 132 | 40.6 | 18.1 | 12.3 | 22.1 | 16.4 | 24.8 | 19.2 | 24.1 | 62.9 |
| 19. | 16.1 | 73.5 | 45.3 | 120 | 112 | 38.2 | 19.4 | 11.3 | 19.5 | 16.9 | 22.8 | 18.6 | 23.9 | 51.3 |
| 20. | 18.4 | 67.2 | 44.1 | 131 | 99.1 | 36.1 | 20.3 | 10.6 | 18.2 | 16.5 | 20.9 | 18.9 | 23.9 | 44.6 |
| 21. | 17.5 | 58.4 | 42.6 | 138 | 87.6 | 35.6 | 21.0 | 9.86 | 16.7 | 22.5 | 19.5 | 19.2 | 22.7 | 40.0 |
| 22. | 20.0 | 52.1 | 46.3 | 135 | 78.1 | 33.4 | 22.5 | 10.2 | 15.3 | 21.8 | 21.8 | 17.6 | 22.4 | 36.5 |
| 23. | 25.6 | 48.0 | 58.6 | 106 | 72.0 | 34.3 | 21.8 | 11.6 | 13.5 | 20.4 | 22.0 | 16.6 | 22.4 | 34.3 |
| 24. | 32.0 | 56.6 | 68.8 | 84.4 | 67.6 | 35.9 | 21.7 | 14.1 | 13.7 | 17.4 | 19.7 | 17.1 | 23.1 | 30.7 |
| 25. | 32.4 | 69.3 | 63.4 | 94.1 | 67.4 | 36.3 | 25.1 | 14.5 | 15.8 | 14.9 | 18.5 | 18.0 | 25.1 | 31.4 |
| 26. | 28.5 | 86.6 | 54.1 | 133 | 72.3 | 37.0 | 27.6 | 17.1 | 29.2 | 13.5 | 20.1 | 18.6 | 25.3 | 29.8 |
| 27. | 27.0 | 119 | 47.9 | 150 | 96.4 | 34.4 | 23.9 | 13.6 | 33.0 | 14.0 | 22.5 | 18.2 | 24.8 | 29.2 |
| 28. | 25.2 | 135 | 47.0 | 157 | 120 | 33.4 | 22.0 | 12.5 | 31.3 | 18.8 | 21.2 | 21.0 | 23.3 | 28.7 |
| 29. | 22.2 | 134 | 51.6 | 144 | 116 | 33.2 | 18.1 | 12.2 | 34.6 | 21.6 | 21.3 | 25.0 | 26.1 | 29.6 |
| 30. | 22.5 | 111 | 96.8 | | 99.1 | 31.6 | 20.7 | 10.8 | 33.1 | 19.4 | 21.7 | 28.9 | 29.4 | 29.9 |
| 31. | | 82.8 | 138 | | 82.4 | | 20.7 | | 32.8 | 17.2 | | 29.1 | | 30.3 |
| Tag | 1. | 1. | 21. | 8. | 25. | 30. | 29. | 21. | 1. | 16. | 1. | 23. | 12. | 5. |
| NQ | 11.1 | 22.3 | 42.6 | 77.5 | 67.4 | 31.6 | 18.1 | 9.86 | 10.0 | 12.3 | 15.5 | 16.6 | 20.6 | 23.8 |
| MQ | 17.4 | 65.9 | 64.0 | 114 | 128 | 45.2 | 23.0 | 15.9 | 21.4 | 19.0 | 20.6 | 21.0 | 25.9 | 37.1 |
| HQ | 36.7 | 139 | 148 | 168 | 193 | 78.4 | 33.2 | 33.9 | 39.5 | 33.9 | 31.6 | 35.7 | 36.4 | 69.2 |
| Tag | 24. | 29. | 31. | 3. | 13. | 1. | 1. | 8. | 6. | 3. | 8. | 30. | 14. | 17. |
| $h_N$ mm | 50 | 119 | 78 | 94 | 95 | 36 | 54 | 57 | 128 | 59 | 69 | 58 | 39 | 57 |
| $h_A$ mm | 9 | 35 | 34 | 57 | 69 | 24 | 12 | 8 | 12 | 10 | 11 | 11 | 13 | 20 |

## Hauptwerte

| | 1964/1999 | | 1965/2000 | | | | | | | | | | | |
|---|---|---|---|---|---|---|---|---|---|---|---|---|---|---|
| Jahr | 1971 | 1964 | 1996 | 1996 | 1972 | 1996 | 1971 | 1996 | 1976 | 1973 | 1971 | 1997 | 1971 | 1976 + |
| NQ | 7.20 | 9.10 | 9.31 | 9.43 | 11.3 | 11.0 | 9.12 | 6.03 | 4.02 | 3.00 | 3.60 | 6.47 | 7.20 | 12.0 |
| MNQ | 23.1 | 38.0 | 42.0 | 41.7 | 40.8 | 31.8 | 19.5 | 14.2 | 12.1 | 10.3 | 11.8 | 17.4 | 23.4 | 38.4 |
| MQ | 48.4 | 76.2 | 90.8 | 80.0 | 77.1 | 58.6 | 35.9 | 25.8 | 25.3 | 18.1 | 22.9 | 31.9 | 48.6 | 76.3 |
| MHQ | 103 | 150 | 183 | 167 | 157 | 112 | 73.6 | 62.2 | 59.9 | 40.6 | 50.4 | 70.6 | 104 | 151 |
| HQ | 407 | 320 | 461 | 450 | 410 | 215 | 215 | 245 | 347 | 116 | 158 | 367 | 407 | 320 |
| Jahr | 1998 | 1986 | 1987 | 1970 | 1981 | 1994 | 1965 | 1984 | 1981 | 1965 | 1998 | 1998 | 1998 | 1986 |
| | 1964/1999 | | 1965/2000 | | | | | | | | | | | |
| $Mh_N$ mm | 71 | 79 | 70 | 50 | 64 | 52 | 63 | 77 | 74 | 66 | 69 | 63 | 70 | 79 |
| $Mh_A$ mm | 25 | 41 | 49 | 40 | 41 | 30 | 19 | 13 | 14 | 10 | 12 | 17 | 25 | 41 |

| | Abflußjahr (*) 2000 Jahr | Datum | Winter | Sommer | Kalenderjahr 2000 Jahr | Datum |
|---|---|---|---|---|---|---|
| NQ m³/s | 9.86 | am 21.06.2000 | 11.1 | 9.86 | 9.86 | am 21.06.2000 |
| MQ m³/s | 46.1 | | 72.3 | 20.2 | 44.4 | |
| HQ m³/s | 193 | am 13.03.2000 bei W= 377 cm | 193 | 39.5 | 193 | am 13.03.2000 bei W= 377 cm |
| Nq l/(s km²) | 1.98 | | 2.23 | 1.98 | 1.98 | |
| Mq l/(s km²) | 9.26 | | 14.5 | 4.05 | 8.91 | |
| Hq l/(s km²) | 38.8 | | 38.8 | 7.93 | 38.8 | |
| $h_N$ mm | 897 | | 472 | 425 | 824 | |
| $h_A$ mm | 292 | | 228 | 64 | 282 | |
| | 1965/2000 (*) 36 Jahre | | | | 1965/2000 | |
| NQ m³/s | 3.00 | am 22.08.1973 | 7.20 | 3.00 | 3.00 | am 22.08.1973 |
| MNQ m³/s | 8.15 | | 18.5 | 8.47 | 8.43 | |
| MQ m³/s | 49.1 | | 71.9 | 26.7 | 49.2 | |
| MHQ m³/s | 217 | | 210 | 123 | 255 | |
| HQ m³/s | 461 | am 03.01.1987 bei W= 462 cm | 461 | 367 | 461 | am 03.01.1987 bei W= 462 cm |
| $HQ_1$ m³/s | 219 | | 206 | 74.1 | 219 | |
| $HQ_5$ m³/s | 337 | | 328 | 162 | 337 | |
| MNq l/(s km²) | 1.64 | | 3.71 | 1.70 | 1.69 | |
| Mq l/(s km²) | 9.86 | | 14.4 | 5.36 | 9.88 | |
| MHq l/(s km²) | 43.5 | | 42.1 | 24.7 | 51.2 | |
| | 1965/2000 (*) 36 Jahre | | | | 1965/2000 | |
| $Mh_N$ mm | 796 | | 385 | 411 | 796 | |
| $Mh_A$ mm | 311 | | 227 | 85 | 312 | |

## Extremwerte

| | Niedrigwasser m³/s | l/(s km²) | Datum | Hochwasser m³/s | l/(s km²) | cm | Datum |
|---|---|---|---|---|---|---|---|
| 1 | 3.00 | 0.602 | 22.08.1973 | 461 | 92.6 | 462 | 03.01.1987 |
| 2 | 3.60 | 0.723 | 18.09.1971 | 450 | 90.3 | 458 | 25.02.1970 |
| 3 | 4.02 | 0.807 | 06.07.1976 | 410 | 82.3 | 454 | 14.03.1981 |
| 4 | 4.48 | 0.899 | 10.08.1992 | 407 | 81.7 | 453 | 02.11.1998 |
| 5 | 5.00 | 1.00 | 04.09.1991 | 400 | 80.3 | 453 | 18.01.1968 |
| 6 | 5.15 | 1.03 | 17.08.1997 | 390 | 78.3 | 450 | 04.01.1994 |
| 7 | 5.27 | 1.06 | 06.08.1996 | 368 | 73.9 | 446 | 23.01.1986 |
| 8 | 5.59 | 1.12 | 22.08.1995 | 367 | 73.7 | 446 | 31.01.1995 |
| 9 | 5.64 | 1.13 | 10.08.1975 | 350 | 70.3 | 443 | 20.03.1994 |
| 10 | 5.66 | 1.14 | 13.08.1969 | 347 | 69.7 | 446 | 04.07.1981 |

## Dauertabelle

| Unterschreitungsdauer in Tagen | Unterschrittene Abflüsse m³/s: Abfluß-jahr (*) 2000 | Kalender jahr 2000 | 1965/2000 36 Kalenderjahre Obere Hüllwerte | Mittlere Werte | Untere Hüllwerte |
|---|---|---|---|---|---|
| (365) | | | | | |
| 364 | 186 | 186 | 455 | 306 | 120 |
| 363 | 182 | 182 | 439 | 239 | 117 |
| 362 | 176 | 176 | 427 | 226 | 110 |
| 361 | 171 | 171 | 416 | 214 | 109 |
| 360 | 169 | 169 | 386 | 206 | 105 |
| 359 | 166 | 166 | 370 | 200 | 104 |
| 358 | 164 | 164 | 357 | 194 | 87.0 |
| 357 | 163 | 163 | 342 | 188 | 87.0 |
| 356 | 162 | 162 | 341 | 181 | 86.2 |
| 350 | 148 | 148 | 241 | 157 | 73.7 |
| 340 | 134 | 132 | 206 | 133 | 65.4 |
| 330 | 116 | 110 | 187 | 115 | 56.4 |
| 320 | 99.1 | 93.8 | 167 | 101 | 44.3 |
| 300 | 84.1 | 71.8 | 139 | 80.1 | 34.3 |
| 270 | 58.4 | 49.0 | 122 | 60.4 | 28.3 |
| 240 | 43.3 | 35.6 | 99.8 | 47.8 | 23.0 |
| 210 | 30.7 | 29.8 | 86.2 | 38.9 | 18.4 |
| 183 | 25.6 | 26.6 | 60.6 | 32.4 | 15.1 |
| 150 | 21.8 | 23.6 | 45.6 | 25.8 | 12.6 |
| 130 | 20.7 | 21.8 | 40.3 | 22.4 | 11.4 |
| 120 | 20.0 | 21.4 | 38.1 | 21.2 | 10.8 |
| 110 | 19.4 | 20.7 | 36.9 | 19.7 | 10.6 |
| 100 | 18.8 | 20.0 | 36.2 | 18.4 | 10.2 |
| 90 | 18.4 | 19.4 | 35.2 | 17.3 | 9.60 |
| 80 | 18.1 | 18.8 | 34.2 | 16.1 | 9.12 |
| 70 | 17.4 | 18.5 | 32.8 | 14.9 | 9.00 |
| 60 | 16.4 | 18.1 | 31.4 | 13.8 | 7.80 |
| 50 | 15.5 | 17.3 | 30.0 | 12.6 | 7.20 |
| 40 | 14.1 | 16.4 | 29.1 | 11.5 | 6.60 |
| 30 | 13.5 | 15.1 | 26.9 | 10.3 | 6.00 |
| 25 | 13.0 | 14.1 | 25.8 | 9.72 | 5.40 |
| 20 | 12.7 | 13.6 | 23.6 | 9.02 | 5.40 |
| 15 | 12.4 | 12.9 | 22.3 | 8.41 | 4.80 |
| 10 | 11.6 | 12.3 | 20.6 | 7.54 | 4.20 |
| 9 | 11.4 | 12.2 | 19.9 | 7.27 | 4.20 |
| 8 | 11.3 | 11.6 | 19.8 | 7.17 | 4.20 |
| 7 | 11.1 | 11.3 | 19.3 | 6.93 | 4.20 |
| 6 | 10.8 | 10.8 | 19.1 | 6.64 | 4.20 |
| 5 | 10.6 | 10.6 | 18.8 | 6.48 | 4.20 |
| 4 | 10.6 | 10.6 | 18.4 | 6.17 | 4.20 |
| 3 | 10.3 | 10.3 | 17.5 | 5.84 | 3.60 |
| 2 | 10.2 | 10.2 | 17.1 | 5.46 | 3.60 |
| 1 | 10.0 | 10.0 | 16.5 | 4.95 | 3.60 |
| 0 | 9.86 | 9.86 | 16.3 | 3.00 | 3.00 |

(*) Abflußjahr: 1.11. des Vorjahres bis 31.10.

HQ1, HQ5 : Jahresreihe 1976/2000
Extremwerte ab 1965
eisfrei

$A_{Eo}$ : 8389 km²
PNP :NN + 6.71 m
Lage: 234.8 km Lauflänge ab Quelle rechts

Q
m³/s

Pegel : Versen-Wehrdurchstich Nr. 37300103
Gewässer : Ems
Gebiet : Mittlere Ems

## Tageswerte

| Tag | 1999 Nov | 1999 Dez | 2000 Jan | Feb | Mrz | Apr | Mai | Jun | Jul | Aug | Sep | Okt | Nov | Dez |
|---|---|---|---|---|---|---|---|---|---|---|---|---|---|---|
| 1. | 23.7 | 37.4 | 123 | 220 | 195 | 130 | 62.9 | 48.2 | 33.9 | 70.3 | 42.5 | 48.3 | 68.0 | 62.3 |
| 2. | 20.9 | 41.4 | 115 | 230 | 204 | 123 | 63.8 | 46.1 | 30.3 | 69.3 | 46.2 | 48.0 | 68.9 | 58.0 |
| 3. | 20.2 | 46.4 | 108 | 235 | 220 | 124 | 63.1 | 46.2 | 33.4 | 73.6 | 46.8 | 54.8 | 70.2 | 54.0 |
| 4. | 21.9 | 52.2 | 111 | 227 | 259 | 120 | 63.4 | 43.4 | 40.2 | 72.9 | 52.6 | 49.1 | 70.6 | 55.3 |
| 5. | 33.6 | 56.0 | 135 | 191 | 267 | 119 | 60.8 | 48.5 | 61.7 | 60.3 | 48.0 | 47.4 | 67.4 | 51.6 |
| 6. | 29.5 | 52.1 | 170 | 155 | 261 | 110 | 65.6 | 55.0 | 75.7 | 49.3 | 45.8 | 43.4 | 58.2 | 50.4 |
| 7. | 29.2 | 60.7 | 170 | 138 | 249 | 98.4 | 66.5 | 65.4 | 71.7 | 41.3 | 45.2 | 46.2 | 57.0 | 54.7 |
| 8. | 31.6 | 86.5 | 143 | 131 | 215 | 93.2 | 58.0 | 64.7 | 54.4 | 43.3 | 59.4 | 50.8 | 58.8 | 56.5 |
| 9. | 34.0 | 89.7 | 123 | 143 | 213 | 87.8 | 56.8 | 57.9 | 43.6 | 41.8 | 58.5 | 45.2 | 54.9 | 54.3 |
| 10. | 35.9 | 87.0 | 110 | 156 | 261 | 88.5 | 57.7 | 53.9 | 46.9 | 40.7 | 52.2 | 48.4 | 53.0 | 52.4 |
| 11. | 32.7 | 81.3 | 100 | 155 | 284 | 85.0 | 53.5 | 40.0 | 41.8 | 39.0 | 45.6 | 58.1 | 50.8 | 56.1 |
| 12. | 32.2 | 93.1 | 91.5 | 149 | 293 | 80.8 | 53.3 | 34.5 | 46.6 | 37.1 | 48.7 | 56.2 | 48.8 | 76.0 |
| 13. | 31.5 | 146 | 90.3 | 148 | 301 | 81.7 | 49.1 | 35.1 | 43.5 | 38.0 | 44.8 | 57.2 | 54.9 | 91.0 |
| 14. | 30.2 | 180 | 87.6 | 151 | 299 | 88.2 | 44.1 | 41.3 | 46.6 | 37.6 | 41.7 | 50.0 | 69.5 | 99.7 |
| 15. | 32.3 | 189 | 80.9 | 151 | 278 | 95.7 | 42.0 | 42.4 | 48.2 | 38.5 | 36.7 | 47.2 | 66.1 | 103 |
| 16. | 31.0 | 164 | 77.1 | 152 | 254 | 93.1 | 51.6 | 43.4 | 55.2 | 32.6 | 40.1 | 47.9 | 59.9 | 105 |
| 17. | 30.6 | 137 | 75.8 | 165 | 247 | 89.7 | 54.4 | 41.8 | 53.3 | 32.9 | 51.0 | 49.3 | 58.8 | 105 |
| 18. | 33.3 | 130 | 79.5 | 174 | 235 | 81.1 | 54.7 | 38.8 | 50.6 | 39.0 | 59.2 | 43.9 | 55.2 | 107 |
| 19. | 39.0 | 132 | 81.9 | 182 | 209 | 81.2 | 52.5 | 39.0 | 45.9 | 44.5 | 52.5 | 42.7 | 53.3 | 96.6 |
| 20. | 43.4 | 127 | 79.3 | 197 | 181 | 77.7 | 49.6 | 36.1 | 45.0 | 36.1 | 48.6 | 41.8 | 55.6 | 79.7 |
| 21. | 40.0 | 104 | 76.7 | 202 | 160 | 76.1 | 48.4 | 35.5 | 41.5 | 51.1 | 44.0 | 43.1 | 55.9 | 69.0 |
| 22. | 40.6 | 91.4 | 80.1 | 202 | 144 | 75.1 | 53.4 | 35.6 | 37.7 | 51.1 | 48.0 | 38.9 | 51.0 | 65.0 |
| 23. | 51.7 | 82.6 | 94.8 | 177 | 133 | 73.9 | 52.5 | 37.4 | 35.6 | 48.9 | 51.1 | 41.0 | 52.9 | 59.5 |
| 24. | 59.3 | 94.0 | 118 | 150 | 124 | 77.4 | 55.0 | 43.9 | 37.3 | 47.9 | 45.7 | 46.1 | 51.1 | 56.1 |
| 25. | 63.2 | 123 | 109 | 153 | 125 | 77.7 | 56.5 | 42.2 | 42.9 | 43.1 | 39.7 | 44.1 | 59.3 | 54.3 |
| 26. | 48.1 | 143 | 92.5 | 193 | 133 | 75.7 | 62.1 | 45.7 | 60.8 | 40.8 | 46.4 | 48.4 | 57.4 | 51.1 |
| 27. | 42.9 | 181 | 84.3 | 215 | 166 | 70.9 | 56.0 | 44.4 | 70.3 | 39.7 | 53.6 | 50.4 | 56.0 | 49.0 |
| 28. | 38.0 | 201 | 83.9 | 220 | 193 | 73.4 | 46.8 | 41.7 | 63.2 | 46.5 | 50.4 | 54.1 | 56.2 | 53.4 |
| 29. | 34.1 | 204 | 92.5 | 215 | 188 | 71.4 | 50.3 | 38.1 | 67.9 | 51.4 | 52.1 | 61.4 | 58.2 | 59.9 |
| 30. | 40.1 | 184 | 140 | | 165 | 66.9 | 52.0 | 34.4 | 74.5 | 49.7 | 54.6 | 68.6 | 66.7 | 59.4 |
| 31. | | 147 | 203 | | 145 | | 52.4 | | 71.0 | 39.6 | | 66.9 | | 56.5 |

## Hauptwerte

| | 1999 Nov | 1999 Dez | 2000 Jan | Feb | Mrz | Apr | Mai | Jun | Jul | Aug | Sep | Okt | Nov | Dez |
|---|---|---|---|---|---|---|---|---|---|---|---|---|---|---|
| Tag | 3. | 1. | 17. | 8. | 24. | 30. | 15. | 30. | 2. | 16. | 15. | 22. | 12. | 27. |
| NQ | 20.2 | 37.4 | 75.8 | 131 | 124 | 66.9 | 42.0 | 34.4 | 30.3 | 32.6 | 36.7 | 38.9 | 48.8 | 49.0 |
| MQ | 35.8 | 114 | 107 | 179 | 213 | 89.6 | 55.1 | 44.0 | 50.7 | 46.7 | 48.4 | 49.6 | 58.8 | 67.8 |
| HQ | 68.8 | 207 | 214 | 237 | 303 | 138 | 75.0 | 82.5 | 100 | 79.9 | 71.2 | 78.0 | 96.5 | 113 |
| Tag | 24. | 29. | 31. | 3. | 13. | 2. | 7. | 7. | 6. | 4. | 8. | 11. | 13. | 15. |
| $h_N$ mm | 47 | 126 | 73 | 90 | 97 | 36 | 53 | 56 | 129 | 66 | 72 | 57 | 40 | 57 |
| $h_A$ mm | 11 | 36 | 34 | 53 | 68 | 28 | 18 | 14 | 16 | 15 | 15 | 16 | 18 | 22 |

| | 1940/1999 | | 1941/2000 60 Jahre | | | | | | | | | | | |
|---|---|---|---|---|---|---|---|---|---|---|---|---|---|---|
| Jahr | 1947 | 1959 | 1960 | 1947 | 1947 | 1960 | 1947 | 1960 | 1947 | 1947 | 1947 | 1947 | 1947 | 1959 |
| NQ | 9.00 | 9.52 | 16.4 | 21.4 | 20.2 | 17.4 | 8.70 | 8.50 | 6.50 | 5.20 | 5.20 | 7.50 | 9.00 | 9.52 |
| MNQ | 40.8 | 58.6 | 70.0 | 72.9 | 64.3 | 49.5 | 32.2 | 22.8 | 20.8 | 20.5 | 21.7 | 29.5 | 41.1 | 58.7 |
| MQ | 82.5 | 122 | 143 | 138 | 122 | 89.9 | 55.0 | 40.4 | 43.0 | 38.1 | 39.6 | 53.7 | 80.6 | 121 |
| MHQ | 160 | 223 | 255 | 254 | 231 | 162 | 105 | 87.9 | 91.6 | 77.3 | 82.3 | 105 | 157 | 220 |
| HQ | 643 | 614 | 642 | 1200 | 540 | 369 | 346 | 256 | 401 | 312 | 271 | 555 | 643 | 614 |
| Jahr | 1998 | 1960 | 1987 | 1946 | 1981 | 1994 | 1965 | 1984 | 1956 | 1954 | 1993 | 1998 | 1998 | 1960 |

| | 1940/1999 | | 1941/2000 60 Jahre | | | | | | | | | | | |
|---|---|---|---|---|---|---|---|---|---|---|---|---|---|---|
| $Mh_N$ mm | 70 | 75 | 67 | 52 | 56 | 49 | 59 | 71 | 80 | 75 | 65 | 61 | 69 | 74 |
| $Mh_A$ mm | 25 | 39 | 46 | 41 | 39 | 28 | 18 | 12 | 14 | 12 | 12 | 17 | 25 | 39 |

| | Abflußjahr (*) 2000 Jahr | Datum | Winter | Sommer | Kalenderjahr 2000 Jahr | Datum |
|---|---|---|---|---|---|---|
| NQ m³/s | 20.2 | am 03.11.1999 | 20.2 | 30.3 | 30.3 | am 02.07.2000 |
| MQ m³/s | 85.9 | | 123 | 49.1 | 83.9 | |
| HQ m³/s | 303 | am 13.03.2000 | 303 | 100 | 303 | am 13.03.2000 |
| Nq l/(s km²) | 2.41 | | 2.41 | 3.61 | 3.61 | |
| Mq l/(s km²) | 10.2 | | 14.7 | 5.86 | 10.0 | |
| Hq l/(s km²) | 36.1 | | 36.1 | 11.9 | 36.1 | |
| $h_N$ mm | 902 | | 469 | 433 | 826 | |
| $h_A$ mm | 323 | | 231 | 93 | 316 | |
| | 1941/2000 (*) 60 Jahre | | | | 1941/2000 | |
| NQ m³/s | 5.20 | am 01.08.1947 | 9.00 | 5.20 | 5.20 | am 01.08.1947 |
| MNQ m³/s | 15.3 | | 32.9 | 15.7 | 15.7 | |
| MQ m³/s | 80.3 | | 116 | 45.0 | 80.1 | |
| MHQ m³/s | 377 | | 365 | 169 | 377 | |
| HQ m³/s | 1200 | am 12.02.1946 bei W= 546 cm | 1200 | 555 | 1200 | am 12.02.1946 bei W= 546 cm |
| $HQ_1$ m³/s | 298 | | 290 | 128 | 298 | |
| $HQ_5$ m³/s | 479 | | 476 | 228 | 479 | |
| MNq l/(s km²) | 1.82 | | 3.92 | 1.87 | 1.87 | |
| Mq l/(s km²) | 9.57 | | 13.8 | 5.36 | 9.55 | |
| MHq l/(s km²) | 44.9 | | 43.5 | 20.1 | 45.0 | |
| | 1941/2000 (*) 60 Jahre | | | | 1941/2000 | |
| $Mh_N$ mm | 779 | | 368 | 410 | 776 | |
| $Mh_A$ mm | 302 | | 217 | 85 | 302 | |

## Extremwerte

| | Niedrigwasser m³/s | l/(s km²) | Datum | Hochwasser m³/s | l/(s km²) | cm | Datum |
|---|---|---|---|---|---|---|---|
| 1 | 5.20 | 0.620 | 01.08.1947 | 1200 | 143 | 546 | 12.02.1946 |
| 2 | 6.70 | 0.799 | 10.07.1957 | 643 | 76.6 | 504 | 02.11.1998 |
| 3 | 7.15 | 0.852 | 16.08.1949 | 642 | 76.5 | 504 | 04.01.1987 |
| 4 | 7.50 | 0.894 | 10.05.1946 | 614 | 73.2 | 502 | 08.12.1960 |
| 5 | 7.60 | 0.906 | 23.08.1959 | 563 | 67.1 | 495 | 02.02.1995 |
| 6 | 7.80 | 0.930 | 08.08.1938 | 561 | 66.9 | 496 | 05.12.1961 |
| 7 | 8.47 | 1.01 | 10.08.1964 | 560 | 66.8 | 495 | 26.02.1970 |
| 8 | 8.50 | 1.01 | 28.06.1960 | 547 | 65.2 | 494 | 18.01.1948 |
| 9 | 9.00 | 1.07 | 29.08.1950 | 540 | 64.4 | 492 | 05.01.1994 |
| 10 | 9.00 | 1.07 | 29.06.1941 | 540 | 64.4 | 492 | 14.03.1981 |

## Dauertabelle

Unterschrittene Abflüsse m³/s

| Unterschreitungsdauer in Tagen | Abflußjahr (*) 2000 | Kalenderjahr 2000 | 1941/2000 60 Kalenderjahre Obere Hüllwerte | Mittlere Werte | Untere Hüllwerte |
|---|---|---|---|---|---|
| (365) | | | | | |
| 364 | 299 | 299 | 1200 | 452 | 122 |
| 363 | 293 | 293 | 960 | 397 | 121 |
| 362 | 284 | 284 | 760 | 368 | 119 |
| 361 | 278 | 278 | 740 | 344 | 113 |
| 360 | 267 | 267 | 640 | 330 | 113 |
| 359 | 267 | 267 | 590 | 314 | 111 |
| 358 | 261 | 261 | 564 | 301 | 110 |
| 357 | 259 | 259 | 526 | 293 | 109 |
| 356 | 254 | 254 | 507 | 284 | 105 |
| 350 | 227 | 227 | 403 | 249 | 99.7 |
| 340 | 204 | 203 | 348 | 206 | 92.7 |
| 330 | 189 | 181 | 325 | 179 | 83.2 |
| 320 | 170 | 156 | 283 | 158 | 73.0 |
| 300 | 144 | 125 | 236 | 127 | 57.0 |
| 270 | 104 | 91.0 | 173 | 98.6 | 45.2 |
| 240 | 81.1 | 75.1 | 132 | 79.4 | 24.7 |
| 210 | 67.9 | 64.7 | 114 | 65.0 | 18.0 |
| 183 | 57.2 | 58.0 | 104 | 55.0 | 16.4 |
| 150 | 51.4 | 54.1 | 88.2 | 45.3 | 14.5 |
| 130 | 48.5 | 52.0 | 81.4 | 40.2 | 14.0 |
| 120 | 48.0 | 51.0 | 76.2 | 37.9 | 13.6 |
| 110 | 46.5 | 49.6 | 73.3 | 35.5 | 13.2 |
| 100 | 45.8 | 48.5 | 67.8 | 33.3 | 12.6 |
| 90 | 44.1 | 48.0 | 64.4 | 31.4 | 11.8 |
| 80 | 43.3 | 46.4 | 59.6 | 29.3 | 11.4 |
| 70 | 42.0 | 45.6 | 55.6 | 27.3 | 10.8 |
| 60 | 41.0 | 44.0 | 52.5 | 25.3 | 10.5 |
| 50 | 39.7 | 42.9 | 49.7 | 23.1 | 9.40 |
| 40 | 38.1 | 41.8 | 46.9 | 21.1 | 9.40 |
| 30 | 36.1 | 40.0 | 43.6 | 18.7 | 8.30 |
| 25 | 35.1 | 39.6 | 42.5 | 17.5 | 7.50 |
| 20 | 33.9 | 38.1 | 39.7 | 16.3 | 6.80 |
| 15 | 32.7 | 37.3 | 37.3 | 15.1 | 6.50 |
| 10 | 31.5 | 36.1 | 36.1 | 13.4 | 6.00 |
| 9 | 31.0 | 35.6 | 35.6 | 13.2 | 5.95 |
| 8 | 30.6 | 35.5 | 35.5 | 13.0 | 5.70 |
| 7 | 30.3 | 35.1 | 35.1 | 12.5 | 5.70 |
| 6 | 30.2 | 34.5 | 34.6 | 12.1 | 5.70 |
| 5 | 29.5 | 34.4 | 34.4 | 11.5 | 5.40 |
| 4 | 29.2 | 33.9 | 33.9 | 10.9 | 5.40 |
| 3 | 23.7 | 33.4 | 33.8 | 10.4 | 5.40 |
| 2 | 21.9 | 32.9 | 32.9 | 9.52 | 5.40 |
| 1 | 20.9 | 32.6 | 32.6 | 8.70 | 5.40 |
| 0 | 20.2 | 30.3 | 30.9 | 5.20 | 5.20 |

(*) Abflußjahr: 1.11. des Vorjahres bis 31.10.

HQ1, HQ5 : Jahresreihe 1941/2000
Extremwerte ab 1936
eisfrei

$A_{Eo}$ : 204.87 km²
PNP : NN+ 49.58 m
Lage : 4.30 km oberhalb der Mündung links

# Q
m³/s

Pegel : Milte Nr. 3169000000100
Gewässer : Hessel
Gebiet : Ems

## Tageswerte

| Tag | 1999 Nov | 1999 Dez | 2000 Jan | Feb | Mrz | Apr | Mai | Jun | Jul | Aug | Sep | Okt | Nov | Dez |
|---|---|---|---|---|---|---|---|---|---|---|---|---|---|---|
| 1. | 0.704 | 1.24 | 2.33 | 6.87 | 5.53 | 2.79 | 1.25 | 0.839 | 0.548 | 1.06 | 0.570 | 0.652 | 1.05 | 1.03 |
| 2. | 0.546 | 1.40 | 2.45 | 5.98 | 5.07 | 2.73 | 1.11 | 0.746 | 0.718 | 1.42 | 0.764 | 0.898 | 1.20 | 0.925 |
| 3. | 0.608 | 1.35 | 2.39 | 5.08 | 7.56 | 2.81 | 1.16 | 0.616 | 0.857 | 1.20 | 0.754 | 0.639 | 1.10 | 1.01 |
| 4. | 0.526 | 1.52 | 3.67 | 4.33 | 6.80 | 2.46 | 1.04 | 0.781 | 0.908 | 1.04 | 0.920 | 0.644 | 0.817 | 1.15 |
| 5. | 0.524 | 1.14 | 5.38 | 4.07 | 4.79 | 2.36 | 0.944 | 0.961 | 1.88 | 0.634 | 0.717 | 0.653 | 0.918 | 0.838 |
| 6. | 0.337 | 1.68 | 3.84 | 3.76 | 4.30 | 2.02 | 0.758 | 3.82 | 1.64 | 0.600 | 0.726 | 0.847 | 1.21 | 1.18 |
| 7. | 0.519 | 2.13 | 3.65 | 3.86 | 3.99 | 1.97 | 0.899 | 1.89 | 1.06 | 0.888 | 1.28 | 0.593 | 1.13 | 1.17 |
| 8. | 0.773 | 2.26 | 2.94 | 3.92 | 5.48 | 1.85 | 1.11 | 1.83 | 0.752 | 0.735 | 1.07 | 0.679 | 1.04 | 1.14 |
| 9. | 0.540 | 1.98 | 2.82 | 5.00 | 12.6 | 2.01 | 0.904 | 1.27 | 0.885 | 0.792 | 0.683 | 1.16 | 1.02 | 0.948 |
| 10. | 0.539 | 1.98 | 2.62 | 4.04 | 9.17 | 2.06 | 0.809 | 0.921 | 1.18 | 0.772 | 0.787 | 0.931 | 1.00 | 1.09 |
| 11. | 0.548 | 1.80 | 2.27 | 4.17 | 7.12 | 1.98 | 0.743 | 0.883 | 1.15 | 0.740 | 0.995 | 1.02 | 0.732 | 2.06 |
| 12. | 0.513 | 4.81 | 2.17 | 3.34 | 5.92 | 2.13 | 0.800 | 0.993 | 1.02 | 0.494 | 0.800 | 0.902 | 0.893 | 2.17 |
| 13. | 0.304 | 5.43 | 2.05 | 4.14 | 5.11 | 2.06 | 0.715 | 0.766 | 0.896 | 0.480 | 0.702 | 0.799 | 1.33 | 1.94 |
| 14. | 0.443 | 4.22 | 1.92 | 3.52 | 5.40 | 2.40 | 0.862 | 0.802 | 1.16 | 0.704 | 0.760 | 0.654 | 1.09 | 2.86 |
| 15. | 0.674 | 3.44 | 1.67 | 3.80 | 6.87 | 1.91 | 0.798 | 0.963 | 1.04 | 0.535 | 0.738 | 0.736 | 1.03 | 2.19 |
| 16. | 0.492 | 2.48 | 1.90 | 3.93 | 6.23 | 1.83 | 0.847 | 0.790 | 1.16 | 0.564 | 0.656 | 0.885 | 1.04 | 2.30 |
| 17. | 0.487 | 2.63 | 2.20 | 4.12 | 5.05 | 1.73 | 0.750 | 0.581 | 1.21 | 1.19 | 0.898 | 0.770 | 1.03 | 2.10 |
| 18. | 0.587 | 2.86 | 2.07 | 4.86 | 4.62 | 1.55 | 0.793 | 0.664 | 1.04 | 0.872 | 1.06 | 0.759 | 0.877 | 1.93 |
| 19. | 0.680 | 2.31 | 1.82 | 6.48 | 4.12 | 1.59 | 0.845 | 0.766 | 0.991 | 0.669 | 0.824 | 0.749 | 1.05 | 1.58 |
| 20. | 0.593 | 2.23 | 1.75 | 5.83 | 3.98 | 1.44 | 0.836 | 0.611 | 0.919 | 0.926 | 0.725 | 0.752 | 1.13 | 1.43 |
| 21. | 0.622 | 1.83 | 2.02 | 4.50 | 3.56 | 1.35 | 0.786 | 0.626 | 0.888 | 0.997 | 0.759 | 0.579 | 0.924 | 1.33 |
| 22. | 0.986 | 1.72 | 2.53 | 3.82 | 3.23 | 1.10 | 1.22 | 1.14 | 0.614 | 0.745 | 0.778 | 0.655 | 0.910 | 1.24 |
| 23. | 1.76 | 2.03 | 3.41 | 3.37 | 3.05 | 1.25 | 0.905 | 0.849 | 0.858 | 0.664 | 0.531 | 0.830 | 0.930 | 1.02 |
| 24. | 1.52 | 2.52 | 2.74 | 3.72 | 2.98 | 1.68 | 0.862 | 1.08 | 0.941 | 0.603 | 0.589 | 0.840 | 1.05 | 1.14 |
| 25. | 1.23 | 3.29 | 2.12 | 8.22 | 3.38 | 1.47 | 1.89 | 1.23 | 1.02 | 0.621 | 0.820 | 0.759 | 0.816 | 1.29 |
| 26. | 1.35 | 4.21 | 1.96 | 6.30 | 6.02 | 1.28 | 1.34 | 1.04 | 1.01 | 0.451 | 0.783 | 0.631 | 0.905 | 1.08 |
| 27. | 0.941 | 5.85 | 1.99 | 4.68 | 5.58 | 1.26 | 0.867 | 0.813 | 0.919 | 0.494 | 0.682 | 0.921 | 1.04 | 1.04 |
| 28. | 1.06 | 4.50 | 2.01 | 4.72 | 4.37 | 1.24 | 1.05 | 0.773 | 1.67 | 0.782 | 0.875 | 1.32 | 1.09 | 1.21 |
| 29. | 1.19 | 3.38 | 4.01 | 5.28 | 3.81 | 0.984 | 1.25 | 0.752 | 1.56 | 0.559 | 0.713 | 1.22 | 1.29 | 1.16 |
| 30. | 1.02 | 3.04 | 9.28 | | 3.48 | 1.11 | 1.02 | 0.706 | 1.33 | 0.557 | 0.491 | 1.31 | 1.09 | 1.01 |
| 31. | | 2.67 | 8.76 | | 3.09 | | 0.918 | | 1.36 | 0.557 | | 1.16 | | 1.17 |
| Tag | 13. | 5. | 15. | 12. | 24. | 29. | 13. | 17. | 1. | 26. | 30. | 21. | 11. | 5. |
| NQ | 0.304 | 1.14 | 1.67 | 3.34 | 2.98 | 0.984 | 0.715 | 0.581 | 0.548 | 0.451 | 0.491 | 0.579 | 0.732 | 0.838 |
| MQ | 0.754 | 2.71 | 2.99 | 4.68 | 5.23 | 1.81 | 0.970 | 1.02 | 1.07 | 0.753 | 0.781 | 0.837 | 1.02 | 1.41 |
| HQ | 2.87 | 7.83 | 12.0 | 11.3 | 17.0 | 4.24 | 2.75 | 5.40 | 3.74 | 2.19 | 2.52 | 3.24 | 3.36 | 5.80 |
| Tag | 29. | 13. | 30. | 25. | 9. | 3. | 1. | 6. | 5. | 21. | 18. | 30. | 13. | 14. |
| $h_N$ mm | 44 | 116 | 88 | 96 | 101 | 33 | 60 | 67 | 101 | 46 | 60 | 62 | 38 | 61 |
| $h_A$ mm | 10 | 35 | 39 | 57 | 68 | 23 | 13 | 13 | 14 | 10 | 10 | 11 | 13 | 18 |

## Hauptwerte

| | 1969/1999 | | 1970/2000 31 Kalenderjahre | | | | | | | | | | | |
|---|---|---|---|---|---|---|---|---|---|---|---|---|---|---|
| Jahr | 1999 | 1997 | 1996 | 1996 | 1972 | 1996 | 1971 | 1999 | 1999 | 1975 | 1976 | 1997 | 1999 | 1997 |
| NQ | 0.304 | 0.465 | 0.512 | 0.706 | 0.603 | 0.402 | 0.249 | 0.097 | 0.144 | 0.138 | 0.144 | 0.297 | 0.304 | 0.465 |
| MNQ | 0.986 | 1.38 | 1.79 | 1.81 | 1.72 | 1.35 | 0.826 | 0.584 | 0.528 | 0.442 | 0.471 | 0.762 | 0.988 | 1.39 |
| MQ | 2.12 | 3.23 | 3.83 | 3.42 | 3.44 | 2.41 | 1.51 | 1.14 | 1.04 | 0.794 | 0.989 | 1.46 | 2.11 | 3.23 |
| MHQ | 7.19 | 11.3 | 12.5 | 10.0 | 11.6 | 6.68 | 4.43 | 4.53 | 4.13 | 2.50 | 3.20 | 5.43 | 7.17 | 11.3 |
| HQ | 23.9 | 33.6 | 30.8 | 28.3 | 25.2 | 15.4 | 18.8 | 22.7 | 20.0 | 5.73 | 9.90 | 26.2 | 23.9 | 33.6 |
| Jahr | 1998 | 1986 | 1987 | 1970 | 1981 | 1994 | 1984 | 1981 | 1981 | 1972 | 1998 | 1993 | 1998 | 1986 |
| $Mh_N$ mm | 71 | 79 | 73 | 53 | 66 | 49 | 60 | 75 | 70 | 65 | 70 | 67 | 70 | 80 |
| $Mh_A$ mm | 27 | 42 | 50 | 41 | 45 | 30 | 20 | 14 | 14 | 10 | 13 | 19 | 27 | 42 |

| | Abflussjahr (*) 2000 Jahr | Datum | Winter | Sommer | Kalenderjahr 2000 Jahr | Datum |
|---|---|---|---|---|---|---|
| NQ m³/s | 0.304 | am 13.11.1999 | 0.304 | 0.451 | 0.451 | am 26.08.2000 |
| MQ m³/s | 1.96 | | 3.03 | 0.905 | 1.87 | |
| HQ m³/s | 17.0 | am 9.03.2000 bei W = 139 cm | 17.0 | 5.40 | 17.0 | am 9.03.2000 bei W = 139 cm |
| Nq l/(skm²) | 1.48 | | 1.48 | 2.20 | 2.20 | |
| Mq l/(skm²) | 9.58 | | 14.8 | 4.42 | 9.15 | |
| Hq l/(skm²) | 82.9 | | 82.9 | 26.3 | 82.9 | |
| $h_N$ mm | 874 | | 478 | 396 | 813 | |
| $h_A$ mm | 303 | | 233 | 70 | 289 | |

| | 1970/2000 (*) 31 Jahre | | | | 1970/2000 | |
|---|---|---|---|---|---|---|
| NQ m³/s | 0.097 | am 27.06.1999 | 0.304 | 0.097 | 0.097 | am 27.06.1999 |
| MNQ m³/s | 0.329 | | 0.802 | 0.341 | 0.341 | |
| MQ m³/s | 2.11 | | 3.08 | 1.16 | 2.11 | |
| MHQ m³/s | 19.2 | | 18.8 | 8.28 | 19.5 | |
| HQ m³/s | 33.6 | am 30.12.1986 bei W = 209 cm | 33.6 | 26.2 | 33.6 | am 30.12.1986 bei W = 209 cm |
| $HQ_1$ m³/s | 18.0 | | | | | |
| $HQ_5$ m³/s | 26.5 | | | | | |
| MNq l/(skm²) | 1.60 | | 3.91 | 1.67 | 1.67 | |
| Mq l/(skm²) | 10.3 | | 15.0 | 5.65 | 10.3 | |
| MHq l/(skm²) | 93.5 | | 91.8 | 40.4 | 95.2 | |
| $Mh_N$ mm | 797 | | 391 | 406 | 797 | |
| $Mh_A$ mm | 325 | | 235 | 90 | 325 | |

## Extremwerte

| | Niedrigwasser (n) m³/s | l/(skm²) | Datum | Hochwasser m³/s | l/(skm²) | cm | Datum |
|---|---|---|---|---|---|---|---|
| 1 | 0.097 | 0.472 | 27.06.1999 | 33.6 | 164 | 209 | 30.12.1986 |
| 2 | 0.138 | 0.672 | 7.08.1975 | 30.8 | 150 | 198 | 6.01.1987 |
| 3 | 0.144 | 0.701 | 6.09.1976 | 30.0 | 147 | 195 | 2.01.1987 |
| 4 | 0.161 | 0.784 | 13.08.1997 | 29.5 | 144 | 193 | 26.01.1995 |
| 5 | 0.181 | 0.882 | 4.09.1983 | 28.6 | 139 | 189 | 29.01.1993 |
| 6 | 0.183 | 0.895 | 29.08.1973 | 28.3 | 138 | 176 | 23.02.1970 |
| 7 | 0.183 | 0.895 | 14.08.1990 | 26.9 | 131 | 182 | 28.01.1994 |
| 8 | 0.218 | 1.06 | 3.08.1991 | 26.4 | 129 | 180 | 19.12.1988 |
| 9 | 0.232 | 1.13 | 21.08.1995 | 26.2 | 128 | 179 | 4.10.1993 |
| 10 | 0.234 | 1.14 | 10.08.1996 | 25.2 | 123 | 183 | 12.03.1981 |

## Dauertabelle

| Unterschreitungsdauer in Tagen | Unterschrittene Abflüsse m³/s: Abflussjahr (*) 2000 | Kalenderjahr 2000 | 1970/2000 31 Kalenderjahre Obere Hüllkurve | Mittlere Werte | Untere Hüllkurve |
|---|---|---|---|---|---|
| 364 | 12.6 | 12.6 | 31.4 | 16.0 | 5.57 |
| 363 | 9.28 | 9.28 | 27.1 | 12.6 | 5.54 |
| 362 | 9.17 | 9.17 | 23.6 | 11.2 | 4.98 |
| 361 | 8.76 | 8.76 | 18.4 | 10.1 | 4.79 |
| 360 | 8.22 | 8.22 | 16.0 | 9.48 | 4.60 |
| 359 | 7.56 | 7.56 | 15.3 | 8.87 | 4.53 |
| 358 | 7.12 | 7.12 | 14.3 | 8.48 | 4.28 |
| 357 | 6.87 | 6.87 | 13.4 | 8.11 | 4.01 |
| 356 | 6.87 | 6.87 | 12.3 | 7.81 | 3.87 |
| 350 | 5.98 | 5.98 | 9.93 | 6.46 | 3.04 |
| 340 | 5.28 | 5.08 | 8.50 | 5.29 | 2.74 |
| 330 | 4.68 | 4.37 | 7.34 | 4.60 | 2.27 |
| 320 | 4.14 | 3.99 | 6.33 | 4.07 | 2.02 |
| 300 | 3.56 | 3.34 | 5.10 | 3.34 | 1.71 |
| 270 | 2.40 | 2.06 | 4.20 | 2.54 | 1.32 |
| 240 | 1.90 | 1.59 | 3.57 | 2.02 | 1.07 |
| 210 | 1.35 | 1.21 | 2.89 | 1.67 | 0.858 |
| 183 | 1.16 | 1.10 | 2.45 | 1.40 | 0.719 |
| 150 | 0.963 | 1.01 | 1.98 | 1.13 | 0.604 |
| 130 | 0.896 | 0.921 | 1.85 | 0.995 | 0.545 |
| 120 | 0.862 | 0.904 | 1.80 | 0.934 | 0.540 |
| 110 | 0.830 | 0.885 | 1.76 | 0.881 | 0.506 |
| 100 | 0.793 | 0.849 | 1.70 | 0.825 | 0.475 |
| 90 | 0.773 | 0.820 | 1.64 | 0.775 | 0.418 |
| 80 | 0.758 | 0.793 | 1.58 | 0.725 | 0.374 |
| 70 | 0.740 | 0.772 | 1.54 | 0.677 | 0.356 |
| 60 | 0.706 | 0.754 | 1.48 | 0.630 | 0.331 |
| 50 | 0.664 | 0.738 | 1.41 | 0.583 | 0.309 |
| 40 | 0.631 | 0.706 | 1.36 | 0.539 | 0.295 |
| 30 | 0.593 | 0.655 | 1.29 | 0.491 | 0.273 |
| 25 | 0.579 | 0.639 | 1.26 | 0.469 | 0.258 |
| 20 | 0.557 | 0.616 | 1.20 | 0.431 | 0.251 |
| 15 | 0.539 | 0.593 | 1.10 | 0.400 | 0.243 |
| 10 | 0.519 | 0.564 | 1.00 | 0.360 | 0.223 |
| 9 | 0.513 | 0.559 | 0.998 | 0.355 | 0.213 |
| 8 | 0.494 | 0.557 | 0.953 | 0.341 | 0.212 |
| 7 | 0.494 | 0.557 | 0.943 | 0.331 | 0.210 |
| 6 | 0.492 | 0.548 | 0.902 | 0.314 | 0.210 |
| 5 | 0.491 | 0.535 | 0.884 | 0.298 | 0.208 |
| 4 | 0.487 | 0.531 | 0.855 | 0.285 | 0.207 |
| 3 | 0.480 | 0.494 | 0.855 | 0.266 | 0.195 |
| 2 | 0.451 | 0.494 | 0.819 | 0.249 | 0.144 |
| 1 | 0.443 | 0.491 | 0.802 | 0.218 | 0.116 |
| 0 | 0.304 | 0.451 | 0.752 | 0.097 | 0.097 |

(*) Abflussjahr: 1.11. des Vorjahres bis 31.10.

$A_{Eo}$ : 46.62 km²
PNP : NN+ 73.56 m
Lage : 52.23 km oberhalb der Mündung rechts

Q m³/s

Pegel : Ahlen Nr. 3211000000300
Gewässer : Werse
Gebiet : Ems

## Tageswerte

| Tag | 1999 Nov | 1999 Dez | 2000 Jan | Feb | Mrz | Apr | Mai | Jun | Jul | Aug | Sep | Okt | Nov | Dez |
|---|---|---|---|---|---|---|---|---|---|---|---|---|---|---|
| 1. | 0.453 | 0.395 | 0.932 | 1.82 | 3.17 | 0.980 | 0.337 | 0.358 | 0.158 | 0.463 | 0.317 | 0.270 | 0.366 | 0.274 |
| 2. | 0.670 | 0.361 | 0.832 | 1.54 | 2.25 | 0.824 | 0.345 | 0.354 | 0.162 | 0.421 | 0.499 | 0.271 | 0.404 | 0.329 |
| 3. | 0.344 | 0.409 | 0.753 | 1.22 | 3.41 | 0.735 | 0.396 | 0.345 | 0.841 | 0.510 | 0.420 | 0.228 | 0.327 | 0.258 |
| 4. | 0.351 | 0.465 | 1.20 | 1.01 | 2.84 | 0.678 | 0.413 | 0.601 | 0.294 | 0.438 | 0.248 | 0.213 | 0.307 | 0.257 |
| 5. | 0.438 | 0.465 | 1.61 | 0.889 | 1.87 | 0.638 | 0.404 | 0.698 | 1.76 | 0.358 | 0.219 | 0.212 | 0.286 | 0.259 |
| 6. | 0.656 | 0.479 | 1.06 | 0.745 | 1.45 | 0.533 | 0.389 | 0.717 | 0.640 | 0.334 | 0.281 | 0.360 | 0.304 | 0.349 |
| 7. | 0.482 | 0.616 | 0.921 | 0.756 | 1.18 | 0.517 | 0.383 | 0.489 | 0.418 | 0.330 | 0.880 | 0.172 | 0.291 | 0.367 |
| 8. | 0.461 | 1.01 | 0.809 | 0.864 | 1.96 | 0.519 | 0.533 | 0.267 | 0.365 | 0.316 | 0.425 | 0.203 | 0.320 | 0.426 |
| 9. | 0.371 | 0.694 | 0.685 | 1.10 | 3.68 | 0.498 | 0.268 | 0.226 | 0.357 | 0.295 | 0.373 | 0.379 | 0.282 | 0.310 |
| 10. | 0.360 | 0.533 | 0.622 | 0.992 | 2.40 | 0.455 | 0.245 | 0.234 | 0.407 | 0.299 | 0.333 | 0.291 | 0.272 | 0.355 |
| 11. | 0.388 | 0.616 | 0.554 | 1.14 | 2.01 | 0.449 | 0.239 | 0.226 | 0.483 | 0.322 | 0.309 | 0.324 | 0.265 | 0.458 |
| 12. | 0.312 | 2.86 | 0.510 | 0.940 | 1.61 | 0.472 | 0.230 | 0.211 | 0.281 | 0.307 | 0.296 | 0.263 | 0.288 | 0.735 |
| 13. | 0.322 | 2.56 | 0.482 | 0.902 | 1.30 | 0.461 | 0.218 | 0.231 | 0.297 | 0.288 | 0.268 | 0.266 | 0.477 | 1.07 |
| 14. | 0.365 | 1.66 | 0.433 | 0.846 | 1.41 | 0.465 | 0.209 | 0.230 | 0.763 | 0.411 | 0.280 | 0.235 | 0.345 | 1.81 |
| 15. | 0.326 | 1.28 | 0.391 | 0.863 | 1.71 | 0.427 | 0.227 | 0.353 | 0.467 | 0.478 | 0.303 | 0.263 | 0.339 | 1.16 |
| 16. | 0.331 | 1.01 | 0.384 | 0.898 | 1.51 | 0.393 | 0.228 | 0.175 | 0.385 | 0.272 | 0.489 | 0.353 | 0.340 | 1.30 |
| 17. | 0.375 | 1.16 | 0.444 | 1.11 | 1.24 | 0.378 | 0.393 | 0.158 | 0.293 | 0.499 | 0.255 | 0.445 | 0.300 | 0.958 |
| 18. | 0.463 | 1.98 | 0.460 | 1.52 | 1.11 | 0.360 | 0.304 | 0.148 | 0.262 | 0.284 | 0.168 | 0.480 | 0.314 | 0.702 |
| 19. | 0.473 | 1.14 | 0.408 | 2.76 | 0.997 | 0.368 | 0.505 | 0.161 | 0.296 | 0.457 | 0.181 | 0.388 | 0.293 | 0.569 |
| 20. | 0.492 | 0.850 | 0.418 | 1.96 | 0.908 | 0.366 | 0.531 | 0.153 | 0.230 | 0.270 | 0.202 | 0.256 | 0.298 | 0.475 |
| 21. | 0.387 | 0.674 | 0.534 | 1.28 | 0.814 | 0.375 | 0.320 | 0.298 | 0.209 | 0.430 | 0.641 | 0.282 | 0.278 | 0.400 |
| 22. | 0.568 | 0.594 | 0.962 | 1.01 | 0.721 | 0.414 | 0.343 | 0.434 | 0.228 | 0.256 | 0.402 | 0.263 | 0.341 | 0.362 |
| 23. | 1.66 | 1.01 | 1.24 | 0.848 | 0.653 | 0.430 | 0.314 | 0.206 | 0.272 | 0.239 | 0.274 | 0.317 | 0.294 | 0.337 |
| 24. | 0.749 | 1.22 | 0.866 | 0.855 | 0.661 | 0.635 | 0.304 | 0.537 | 0.269 | 0.227 | 0.255 | 0.486 | 0.307 | 0.309 |
| 25. | 0.527 | 2.05 | 0.645 | 3.70 | 0.750 | 0.393 | 0.396 | 0.424 | 1.18 | 0.234 | 0.345 | 0.270 | 0.221 | 0.294 |
| 26. | 0.440 | 2.63 | 0.538 | 2.28 | 2.23 | 0.399 | 0.278 | 0.222 | 0.995 | 0.234 | 0.218 | 0.326 | 0.240 | 0.278 |
| 27. | 0.371 | 2.91 | 0.502 | 1.41 | 3.15 | 0.481 | 0.302 | 0.195 | 0.802 | 0.342 | 0.316 | 0.368 | 0.209 | 0.309 |
| 28. | 0.323 | 1.75 | 0.468 | 1.82 | 2.50 | 0.371 | 0.346 | 0.170 | 1.23 | 0.323 | 0.246 | 0.513 | 0.438 | 0.349 |
| 29. | 0.296 | 1.24 | 1.81 | 2.69 | 1.74 | 0.371 | 0.468 | 0.164 | 0.826 | 0.235 | 0.307 | 0.363 | 0.283 | 0.255 |
| 30. | 0.327 | 1.16 | 3.35 | | 1.33 | 0.357 | 0.469 | 0.161 | 0.877 | 0.199 | 0.211 | 0.421 | 0.271 | 0.296 |
| 31. | | 1.03 | 2.16 | | 1.08 | | 0.390 | | 0.569 | 0.193 | | 0.439 | | 0.263 |
| Tag | 29. | 2. | 16. | 6. | 23. | 30. | 14. | 18. | 1. | 31. | 18. | 7. | 27. | 29. |
| NQ | 0.296 | 0.361 | 0.384 | 0.745 | 0.653 | 0.357 | 0.209 | 0.148 | 0.158 | 0.193 | 0.168 | 0.172 | 0.209 | 0.255 |
| MQ | 0.469 | 1.19 | 0.871 | 1.37 | 1.73 | 0.491 | 0.346 | 0.305 | 0.536 | 0.331 | 0.332 | 0.320 | 0.310 | 0.512 |
| HQ | 2.08 | 4.47 | 4.87 | 6.13 | 5.61 | 1.11 | 1.19 | 4.03 | 4.22 | 1.60 | 1.39 | 0.922 | 0.886 | 3.49 |
| Tag | 23. | 12. | 30. | 25. | 3. | 1. | 8. | 5. | 5. | 14. | 7. | 30. | 28. | 13. |
| $h_N$ mm | | | | | | | | | | | | | | |
| $h_A$ mm | 26 | 68 | 50 | 74 | 99 | 27 | 20 | 17 | 31 | 19 | 18 | 18 | 17 | 29 |

## Hauptwerte

| | 1975/1999 | | 1976/2000 25 Kalenderjahre | | | | | | | | | | | |
|---|---|---|---|---|---|---|---|---|---|---|---|---|---|---|
| Jahr | 1995 | 1975 | 1996 | 1998 | 1996 | 1976 | 1996 | 1996 | 1996 | 1997 | 1997 | 1997 | 1995 | 1995 |
| NQ | 0.047 | 0.043 | 0.040 | 0.126 | 0.112 | 0.053 | 0.024 | 0.012 | 0.013 | 0.022 | 0.004 | 0.025 | 0.047 | 0.047 |
| MNQ | 0.183 | 0.272 | 0.344 | 0.328 | 0.323 | 0.245 | 0.163 | 0.142 | 0.106 | 0.102 | 0.105 | 0.163 | 0.189 | 0.280 |
| MQ | 0.639 | 0.967 | 1.12 | 0.862 | 0.948 | 0.535 | 0.406 | 0.315 | 0.301 | 0.253 | 0.344 | 0.448 | 0.648 | 0.984 |
| MHQ | 4.87 | 5.90 | 5.75 | 3.99 | 5.72 | 2.57 | 3.62 | 2.96 | 3.48 | 3.39 | 3.39 | 4.08 | 4.89 | 6.03 |
| HQ | 25.6 | 16.3 | 16.9 | 13.0 | 18.0 | 8.82 | 27.8 | 19.6 | 15.6 | 11.4 | 10.5 | 28.8 | 25.6 | 16.3 |
| Jahr | 1998 | 1988 | 1995 | 1984 | 1994 | 1986 | 1984 | 1981 | 1980 | 1981 | 1998 | 1998 | 1998 | 1988 |
| $Mh_N$ mm | | | | | | | | | | | | | | |
| $Mh_A$ mm | 36 | 56 | 64 | 45 | 54 | 30 | 23 | 18 | 17 | 15 | 19 | 26 | 36 | 57 |

| | | Abflussjahr (*) 2000 Jahr | Datum | Winter | Sommer | Kalenderjahr 2000 Jahr | Datum |
|---|---|---|---|---|---|---|---|
| NQ | m³/s | 0.148 | am 18.06.2000 | 0.296 | 0.148 | 0.148 | am 18.06.2000 |
| MQ | m³/s | 0.690 | | 1.02 | 0.362 | 0.620 | |
| HQ | m³/s | 6.13 | am 25.02.2000 bei W = 135 cm | 6.13 | 4.22 | 6.13 | am 25.02.2000 bei W = 135 cm |
| Nq | l/(skm²) | 3.17 | | 6.34 | 3.17 | 3.17 | |
| Mq | l/(skm²) | 14.8 | | 21.9 | 7.77 | 13.3 | |
| Hq | l/(skm²) | 132 | | 132 | 90.4 | 132 | |
| $h_N$ | mm | | | | | | |
| $h_A$ | mm | 468 | | 345 | 123 | 421 | |

| | | 1976/2000 (*) 25 Jahre | | | | 1976/2000 | |
|---|---|---|---|---|---|---|---|
| NQ | m³/s | 0.004 | am 17.09.1997 | 0.040 | 0.004 | 0.004 | am 17.09.1997 |
| MNQ | m³/s | 0.073 | | 0.147 | 0.075 | 0.075 | |
| MQ | m³/s | 0.594 | | 0.847 | 0.345 | 0.596 | |
| MHQ | m³/s | 12.6 | | 10.1 | 8.73 | 11.8 | |
| HQ | m³/s | 28.8 | am 28.10.1998 bei W = 264 cm | 25.6 | 28.8 | 28.8 | am 28.10.1998 bei W = 264 cm |
| $HQ_1$ | m³/s | 9.50 | | | | | |
| $HQ_5$ | m³/s | 18.0 | | | | | |
| MNq | l/(skm²) | 1.57 | | 3.15 | 1.61 | 1.61 | |
| Mq | l/(skm²) | 12.7 | | 18.2 | 7.39 | 12.8 | |
| MHq | l/(skm²) | 270 | | 216 | 187 | 254 | |
| $Mh_N$ | mm | | | | | | |
| $Mh_A$ | mm | 402 | | 285 | 118 | 404 | |

## Extremwerte

| | Niedrigwasser (n) m³/s | l/(skm²) | Datum | Hochwasser m³/s | l/(skm²) | cm | Datum |
|---|---|---|---|---|---|---|---|
| 1 | 0.004 | 0.084 | 17.09.1997 | 28.8 | 619 | 264 | 28.10.1998 |
| 2 | 0.012 | 0.260 | 26.06.1996 | 27.8 | 596 | 266 | 29.05.1984 |
| 3 | 0.028 | 0.609 | 23.08.1995 | 25.6 | 550 | 254 | 1.11.1998 |
| 4 | 0.038 | 0.813 | 1.08.1999 | 19.6 | 421 | 238 | 29.06.1981 |
| 5 | 0.039 | 0.837 | 10.05.1976 | 18.0 | 386 | 221 | 15.03.1994 |
| 6 | 0.040 | 0.858 | 20.09.1978 | 16.9 | 363 | 215 | 30.01.1995 |
| 7 | 0.043 | 0.921 | 31.12.1975 | 16.3 | 349 | 222 | 19.12.1988 |
| 8 | 0.051 | 1.09 | 29.10.1979 | 15.6 | 334 | 218 | 21.07.1980 |
| 9 | 0.054 | 1.17 | 26.09.1983 | 15.2 | 326 | 216 | 10.03.1981 |
| 10 | 0.056 | 1.20 | 31.10.1977 | 14.7 | 315 | 213 | 30.05.1984 |

## Dauertabelle

| Unterschreitungsdauer in Tagen | Unterschrittene Abflüsse m³/s: Abflussjahr (*) 2000 | Kalenderjahr 2000 | 1976/2000 25 Kalenderjahre Obere Hüllkurve | Mittlere Werte | Untere Hüllkurve |
|---|---|---|---|---|---|
| 364 | 3.70 | 3.70 | 13.1 | 6.15 | 2.83 |
| 363 | 3.68 | 3.68 | 11.5 | 5.12 | 2.13 |
| 362 | 3.41 | 3.41 | 8.17 | 4.37 | 2.06 |
| 361 | 3.35 | 3.35 | 6.80 | 3.88 | 2.02 |
| 360 | 3.17 | 3.17 | 6.09 | 3.59 | 1.90 |
| 359 | 3.15 | 3.15 | 5.58 | 3.32 | 1.81 |
| 358 | 2.91 | 2.84 | 5.43 | 3.14 | 1.75 |
| 357 | 2.86 | 2.76 | 5.26 | 3.01 | 1.67 |
| 356 | 2.84 | 2.69 | 4.78 | 2.89 | 1.62 |
| 350 | 2.40 | 2.16 | 3.59 | 2.34 | 1.13 |
| 340 | 1.88 | 1.74 | 2.85 | 1.75 | 0.898 |
| 330 | 1.61 | 1.33 | 2.26 | 1.40 | 0.736 |
| 320 | 1.28 | 1.18 | 1.81 | 1.17 | 0.589 |
| 300 | 1.03 | 0.908 | 1.35 | 0.887 | 0.385 |
| 270 | 0.824 | 0.685 | 0.999 | 0.626 | 0.256 |
| 240 | 0.601 | 0.489 | 0.789 | 0.477 | 0.185 |
| 210 | 0.481 | 0.430 | 0.584 | 0.376 | 0.139 |
| 183 | 0.438 | 0.390 | 0.497 | 0.315 | 0.124 |
| 150 | 0.387 | 0.345 | 0.414 | 0.256 | 0.107 |
| 130 | 0.360 | 0.320 | 0.357 | 0.223 | 0.101 |
| 120 | 0.351 | 0.309 | 0.349 | 0.208 | 0.097 |
| 110 | 0.333 | 0.302 | 0.330 | 0.192 | 0.095 |
| 100 | 0.322 | 0.294 | 0.306 | 0.178 | 0.090 |
| 90 | 0.307 | 0.284 | 0.296 | 0.167 | 0.087 |
| 80 | 0.296 | 0.274 | 0.285 | 0.155 | 0.080 |
| 70 | 0.280 | 0.269 | 0.274 | 0.144 | 0.071 |
| 60 | 0.268 | 0.262 | 0.262 | 0.133 | 0.065 |
| 50 | 0.255 | 0.246 | 0.247 | 0.122 | 0.060 |
| 40 | 0.234 | 0.231 | 0.231 | 0.109 | 0.050 |
| 30 | 0.227 | 0.226 | 0.226 | 0.097 | 0.044 |
| 25 | 0.218 | 0.218 | 0.218 | 0.091 | 0.037 |
| 20 | 0.211 | 0.209 | 0.209 | 0.084 | 0.031 |
| 15 | 0.202 | 0.202 | 0.202 | 0.076 | 0.025 |
| 10 | 0.175 | 0.175 | 0.189 | 0.067 | 0.015 |
| 9 | 0.172 | 0.172 | 0.186 | 0.066 | 0.015 |
| 8 | 0.170 | 0.170 | 0.185 | 0.063 | 0.015 |
| 7 | 0.168 | 0.168 | 0.184 | 0.060 | 0.015 |
| 6 | 0.164 | 0.164 | 0.182 | 0.057 | 0.014 |
| 5 | 0.162 | 0.162 | 0.182 | 0.053 | 0.013 |
| 4 | 0.161 | 0.161 | 0.180 | 0.049 | 0.012 |
| 3 | 0.161 | 0.161 | 0.180 | 0.044 | 0.012 |
| 2 | 0.158 | 0.158 | 0.172 | 0.035 | 0.008 |
| 1 | 0.158 | 0.158 | 0.160 | 0.026 | 0.008 |
| 0 | 0.148 | 0.148 | 0.148 | 0.004 | 0.004 |

(*) Abflussjahr: 1.11. des Vorjahres bis 31.10.

$A_{Eo}$ : 321.58 km²
PNP : NN+ 48.70 m
Lage : 27.47 km oberhalb der Mündung links

# Q
m³/s

Pegel : Albersloh Nr. 3259000000100
Gewässer : Werse
Gebiet : Ems

## Tageswerte

| Tag | 1999 Nov | 1999 Dez | 2000 Jan | Feb | Mrz | Apr | Mai | Jun | Jul | Aug | Sep | Okt | Nov | Dez |
|---|---|---|---|---|---|---|---|---|---|---|---|---|---|---|
| 1. | 0.322 | 0.737 | 4.83 | 11.8 | 15.2 | 4.50 | 0.769 | 0.508 | 0.335 | 0.738 | 0.303 | 0.334 | 0.567 | 0.525 |
| 2. | 0.598 | 0.758 | 4.40 | 9.56 | 13.2 | 3.90 | 0.982 | 0.447 | 0.336 | 0.692 | 0.787 | 0.543 | 0.977 | 0.603 |
| 3. | 0.596 | 0.695 | 3.97 | 8.08 | 18.1 | 3.49 | 0.838 | 0.414 | 1.39 | 0.663 | 1.07 | 0.345 | 0.688 | 0.540 |
| 4. | 0.265 | 0.817 | 5.81 | 5.98 | 19.2 | 3.12 | 0.679 | 0.629 | 0.681 | 1.24 | 0.572 | 0.299 | 0.589 | 0.525 |
| 5. | 0.282 | 0.668 | 12.3 | 4.96 | 11.5 | 3.12 | 0.689 | 0.545 | 2.20 | 0.719 | 0.462 | 0.296 | 0.564 | 0.546 |
| 6. | 0.273 | 0.759 | 7.30 | 4.25 | 8.89 | 2.45 | 0.667 | 1.82 | 1.76 | 0.600 | 0.448 | 0.575 | 0.517 | 0.568 |
| 7. | 0.330 | 1.24 | 5.73 | 4.17 | 6.74 | 2.21 | 0.614 | 1.38 | 0.735 | 0.535 | 1.39 | 0.382 | 0.515 | 1.10 |
| 8. | 0.436 | 2.83 | 4.82 | 4.54 | 10.2 | 2.20 | 0.703 | 1.22 | 0.511 | 0.533 | 0.879 | 0.308 | 0.489 | 1.24 |
| 9. | 0.350 | 2.22 | 3.82 | 7.17 | 24.6 | 2.19 | 0.573 | 0.842 | 0.460 | 0.502 | 0.586 | 0.617 | 0.516 | 1.14 |
| 10. | 0.323 | 1.70 | 3.15 | 5.85 | 16.1 | 1.88 | 0.576 | 0.649 | 0.536 | 0.475 | 0.536 | 0.539 | 0.447 | 1.06 |
| 11. | 0.286 | 1.56 | 2.80 | 6.98 | 12.0 | 1.78 | 0.799 | 0.487 | 0.610 | 0.465 | 0.456 | 0.674 | 0.422 | 1.39 |
| 12. | 0.353 | 8.51 | 2.63 | 5.71 | 9.86 | 1.88 | 0.782 | 0.442 | 0.745 | 0.468 | 0.421 | 0.620 | 0.419 | 1.89 |
| 13. | 0.306 | 13.8 | 2.44 | 5.78 | 7.50 | 1.71 | 0.816 | 0.437 | 0.472 | 0.425 | 0.396 | 0.446 | 0.736 | 2.83 |
| 14. | 0.277 | 9.84 | 2.16 | 5.74 | 7.28 | 2.18 | 0.761 | 0.400 | 1.24 | 0.395 | 0.363 | 0.409 | 0.600 | 6.30 |
| 15. | 0.347 | 6.83 | 1.83 | 5.48 | 10.5 | 1.77 | 0.465 | 0.461 | 1.04 | 0.571 | 0.354 | 0.355 | 0.520 | 4.87 |
| 16. | 0.356 | 5.77 | 1.81 | 5.82 | 8.29 | 1.64 | 0.345 | 0.532 | 0.863 | 0.528 | 0.705 | 0.367 | 0.577 | 5.76 |
| 17. | 0.364 | 5.23 | 1.88 | 6.70 | 6.75 | 1.42 | 0.463 | 0.358 | 0.765 | 0.934 | 0.736 | 0.370 | 0.536 | 4.56 |
| 18. | 0.455 | 10.6 | 1.88 | 9.47 | 5.63 | 1.23 | 0.565 | 0.312 | 0.679 | 0.720 | 0.482 | 0.360 | 0.525 | 2.92 |
| 19. | 0.872 | 6.76 | 1.79 | 14.5 | 4.92 | 1.18 | 0.802 | 0.300 | 0.629 | 0.779 | 0.369 | 0.419 | 0.507 | 2.21 |
| 20. | 0.898 | 4.40 | 1.84 | 12.2 | 4.15 | 1.13 | 1.13 | 0.303 | 0.646 | 0.612 | 0.333 | 0.439 | 0.510 | 1.76 |
| 21. | 0.777 | 3.41 | 2.01 | 8.03 | 3.62 | 1.11 | 0.646 | 0.315 | 0.471 | 0.792 | 0.956 | 0.362 | 0.481 | 1.52 |
| 22. | 0.925 | 2.80 | 2.97 | 5.97 | 3.25 | 1.07 | 0.554 | 0.712 | 0.466 | 0.629 | 1.04 | 0.348 | 0.531 | 1.27 |
| 23. | 3.04 | 3.75 | 5.29 | 4.74 | 2.87 | 1.13 | 0.628 | 0.479 | 0.827 | 0.521 | 0.611 | 0.320 | 0.603 | 1.15 |
| 24. | 1.98 | 6.78 | 4.64 | 4.43 | 2.76 | 1.52 | 0.442 | 0.613 | 0.618 | 0.510 | 0.492 | 0.485 | 0.547 | 1.13 |
| 25. | 1.21 | 11.8 | 3.24 | 20.8 | 3.59 | 1.31 | 0.912 | 1.08 | 1.53 | 0.510 | 0.433 | 0.388 | 0.501 | 1.09 |
| 26. | 1.14 | 15.5 | 2.58 | 17.3 | 7.68 | 1.24 | 0.936 | 0.913 | 2.97 | 0.510 | 0.451 | 0.342 | 0.541 | 0.967 |
| 27. | 0.915 | 17.5 | 2.33 | 9.76 | 12.7 | 1.19 | 0.688 | 0.477 | 1.46 | 0.493 | 0.351 | 0.478 | 0.425 | 0.966 |
| 28. | 0.805 | 11.3 | 2.28 | 8.04 | 13.4 | 1.15 | 0.746 | 0.396 | 1.49 | 0.619 | 0.469 | 0.757 | 0.657 | 1.19 |
| 29. | 0.664 | 7.16 | 6.08 | 13.7 | 8.89 | 1.25 | 0.729 | 0.384 | 1.56 | 0.376 | 0.390 | 0.570 | 0.692 | 1.05 |
| 30. | 0.642 | 6.02 | 21.8 | | 6.76 | 0.777 | 0.725 | 0.331 | 1.30 | 0.307 | 0.330 | 0.560 | 0.579 | 1.02 |
| 31. | | 5.44 | 14.7 | | 5.32 | | 0.562 | | 0.961 | 0.276 | | 0.861 | | 1.10 |

## Hauptwerte

| | 1999 Nov | 1999 Dez | 2000 Jan | Feb | Mrz | Apr | Mai | Jun | Jul | Aug | Sep | Okt | Nov | Dez |
|---|---|---|---|---|---|---|---|---|---|---|---|---|---|---|
| Tag | 4. | 5. | 19. | 7. | 24. | 30. | 16. | 19. | 1. | 31. | 1. | 5. | 12. | 4. |
| NQ | 0.265 | 0.668 | 1.79 | 4.17 | 2.76 | 0.777 | 0.345 | 0.300 | 0.335 | 0.276 | 0.303 | 0.296 | 0.419 | 0.525 |
| MQ | 0.679 | 5.72 | 4.68 | 8.19 | 9.40 | 1.89 | 0.696 | 0.606 | 0.978 | 0.585 | 0.572 | 0.457 | 0.559 | 1.77 |
| HQ | 3.74 | 20.9 | 27.1 | 35.0 | 31.0 | 4.87 | 1.87 | 3.29 | 4.87 | 1.76 | 2.09 | 1.29 | 1.47 | 7.64 |
| Tag | 23. | 26. | 30. | 25. | 3. | 1. | 2. | 6. | 26. | 4. | 21. | 31. | 2. | 14. |
| $h_N$ mm | 51 | 106 | 66 | 95 | 96 | 27 | 57 | 63 | 114 | 41 | 64 | 53 | 31 | 54 |
| $h_A$ mm | 5 | 48 | 39 | 64 | 78 | 15 | 6 | 5 | 8 | 5 | 5 | 4 | 5 | 15 |

| | 1959/1999 | | 1960/2000 41 Kalenderjahre | | | | | | | | | | | |
|---|---|---|---|---|---|---|---|---|---|---|---|---|---|---|
| Jahr | 1964 | 1959 | 1960 | 1996 | 1960 | 1960 | 1973 | 1960 | 1973 | 1973 | 1973 | 1964 | 1964 | 1995 |
| NQ | 0.074 | 0.121 | 0.153 | 0.213 | 0.300 | 0.250 | 0.173 | 0.114 | 0.122 | 0.073 | 0.068 | 0.074 | 0.074 | 0.173 |
| MNQ | 0.739 | 1.27 | 1.51 | 1.59 | 1.43 | 1.06 | 0.553 | 0.423 | 0.376 | 0.312 | 0.361 | 0.486 | 0.746 | 1.28 |
| MQ | 3.18 | 5.72 | 5.68 | 5.05 | 4.75 | 3.17 | 1.79 | 1.15 | 1.34 | 0.875 | 1.38 | 1.82 | 3.19 | 5.76 |
| MHQ | 17.3 | 28.7 | 25.9 | 20.7 | 24.0 | 13.0 | 10.1 | 7.07 | 8.40 | 5.55 | 8.15 | 9.64 | 17.3 | 28.9 |
| HQ | 62.2 | 109 | 62.4 | 64.0 | 76.6 | 36.3 | 67.9 | 70.7 | 60.7 | 21.5 | 49.0 | 58.8 | 62.2 | 109 |
| Jahr | 1998 | 1960 | 1993 | 1970 | 1994 | 1962 | 1984 | 1981 | 1980 | 1968 | 1968 | 1998 | 1998 | 1960 |
| $Mh_N$ mm | 66 | 75 | 62 | 46 | 59 | 52 | 64 | 73 | 75 | 67 | 67 | 59 | 66 | 76 |
| $Mh_A$ mm | 26 | 48 | 47 | 38 | 40 | 26 | 15 | 9 | 11 | 7 | 11 | 15 | 26 | 48 |

| | Abflussjahr (*) 2000 Jahr | Datum | Winter | Sommer | Kalenderjahr 2000 Jahr | Datum |
|---|---|---|---|---|---|---|
| NQ m³/s | 0.265 | am 4.11.1999 | 0.265 | 0.276 | 0.276 | am 31.08.2000 |
| MQ m³/s | 2.86 | | 5.10 | 0.650 | 2.52 | |
| HQ m³/s | 35.0 | am 25.02.2000 bei W = 180 cm | 35.0 | 4.87 | 35.0 | am 25.02.2000 bei W = 180 cm |
| Nq l/(skm²) | 0.826 | | 0.826 | 0.858 | 0.858 | |
| Mq l/(skm²) | 8.90 | | 15.9 | 2.02 | 7.83 | |
| Hq l/(skm²) | 109 | | 109 | 15.1 | 109 | |
| $h_N$ mm | 833 | | 441 | 392 | 761 | |
| $h_A$ mm | 281 | | 249 | 32 | 248 | |

| | 1960/2000 (*) 41 Jahre | | | | 1960/2000 | |
|---|---|---|---|---|---|---|
| NQ m³/s | 0.068 | am 13.09.1973 | 0.074 | 0.068 | 0.068 | am 13.09.1973 |
| MNQ m³/s | 0.219 | | 0.504 | 0.235 | 0.232 | |
| MQ m³/s | 2.99 | | 4.60 | 1.40 | 2.99 | |
| MHQ m³/s | 48.2 | | 44.8 | 22.8 | 48.0 | |
| HQ m³/s | 109 | am 5.12.1960 bei W = 399 cm | 109 | 70.7 | 109 | am 5.12.1960 bei W = 399 cm |
| $HQ_1$ m³/s | 40.5 | | | | | |
| $HQ_5$ m³/s | 64.0 | | | | | |
| MNq l/(skm²) | 0.680 | | 1.57 | 0.729 | 0.721 | |
| Mq l/(skm²) | 9.28 | | 14.3 | 4.34 | 9.30 | |
| MHq l/(skm²) | 150 | | 139 | 70.9 | 149 | |
| $Mh_N$ mm | 765 | | 361 | 404 | 766 | |
| $Mh_A$ mm | 293 | | 224 | 69 | 293 | |

## Extremwerte

| | Niedrigwasser (n) m³/s | l/(skm²) | Datum | Hochwasser m³/s | l/(skm²) | cm | Datum |
|---|---|---|---|---|---|---|---|
| 1 | 0.068 | 0.212 | 13.09.1973 | 109 | 338 | 399 | 5.12.1960 |
| 2 | 0.074 | 0.230 | 14.10.1964 | 76.6 | 238 | 285 | 16.03.1994 |
| 3 | 0.114 | 0.354 | 19.06.1960 | 70.7 | 220 | 293 | 30.06.1981 |
| 4 | 0.122 | 0.379 | 19.10.1975 | 69.0 | 214 | 366 | 2.12.1961 |
| 5 | 0.122 | 0.379 | 6.08.1976 | 67.9 | 211 | 280 | 29.05.1984 |
| 6 | 0.136 | 0.424 | 20.07.1990 | 66.2 | 206 | 261 | 19.12.1988 |
| 7 | 0.136 | 0.422 | 14.09.1991 | 64.0 | 199 | 356 | 23.02.1970 |
| 8 | 0.140 | 0.437 | 25.08.1986 | 62.4 | 194 | 252 | 30.01.1995 |
| 9 | 0.141 | 0.438 | 22.07.1996 | 62.4 | 194 | 252 | 12.01.1993 |
| 10 | 0.142 | 0.442 | 18.08.1988 | 62.2 | 193 | 309 | 1.11.1998 |

## Dauertabelle

| Unterschreitungsdauer in Tagen | Unterschrittene Abflüsse m³/s: Abflussjahr (*) 2000 | Kalenderjahr 2000 | 1960/2000 41 Kalenderjahre Obere Hüllkurve | Mittlere Werte | Untere Hüllkurve |
|---|---|---|---|---|---|
| 364 | 24.6 | 24.6 | 96.6 | 35.7 | 9.59 |
| 363 | 21.8 | 21.8 | 56.5 | 30.6 | 6.24 |
| 362 | 20.8 | 20.8 | 47.8 | 25.5 | 5.86 |
| 361 | 19.2 | 19.2 | 43.3 | 23.4 | 5.63 |
| 360 | 18.1 | 18.1 | 38.0 | 21.7 | 4.71 |
| 359 | 17.5 | 17.3 | 32.7 | 20.1 | 4.54 |
| 358 | 17.3 | 16.1 | 31.2 | 18.8 | 4.49 |
| 357 | 16.1 | 15.2 | 30.2 | 17.7 | 4.48 |
| 356 | 15.5 | 14.7 | 26.9 | 16.7 | 4.33 |
| 350 | 13.4 | 12.3 | 22.6 | 13.2 | 4.07 |
| 340 | 10.6 | 9.47 | 16.2 | 9.93 | 3.06 |
| 330 | 8.51 | 7.28 | 12.9 | 7.77 | 2.64 |
| 320 | 7.16 | 5.97 | 11.7 | 6.28 | 2.19 |
| 300 | 5.71 | 4.56 | 9.03 | 4.60 | 1.75 |
| 270 | 3.23 | 2.33 | 6.13 | 3.04 | 1.24 |
| 240 | 1.88 | 1.49 | 4.56 | 2.13 | 0.844 |
| 210 | 1.22 | 1.09 | 3.16 | 1.53 | 0.596 |
| 183 | 0.863 | 0.799 | 2.52 | 1.17 | 0.461 |
| 150 | 0.705 | 0.663 | 1.91 | 0.859 | 0.250 |
| 130 | 0.629 | 0.600 | 1.64 | 0.717 | 0.216 |
| 120 | 0.610 | 0.571 | 1.54 | 0.656 | 0.196 |
| 110 | 0.570 | 0.546 | 1.44 | 0.600 | 0.185 |
| 100 | 0.535 | 0.533 | 1.40 | 0.550 | 0.177 |
| 90 | 0.502 | 0.516 | 1.33 | 0.505 | 0.165 |
| 80 | 0.472 | 0.501 | 1.29 | 0.460 | 0.156 |
| 70 | 0.460 | 0.477 | 1.20 | 0.421 | 0.147 |
| 60 | 0.437 | 0.462 | 1.12 | 0.382 | 0.117 |
| 50 | 0.396 | 0.442 | 1.07 | 0.340 | 0.095 |
| 40 | 0.364 | 0.414 | 1.00 | 0.312 | 0.086 |
| 30 | 0.350 | 0.376 | 0.868 | 0.281 | 0.086 |
| 25 | 0.342 | 0.362 | 0.832 | 0.263 | 0.086 |
| 20 | 0.331 | 0.351 | 0.789 | 0.245 | 0.081 |
| 15 | 0.320 | 0.336 | 0.755 | 0.229 | 0.080 |
| 10 | 0.306 | 0.330 | 0.733 | 0.200 | 0.074 |
| 9 | 0.303 | 0.320 | 0.724 | 0.196 | 0.074 |
| 8 | 0.303 | 0.315 | 0.710 | 0.187 | 0.074 |
| 7 | 0.300 | 0.312 | 0.709 | 0.181 | 0.074 |
| 6 | 0.299 | 0.308 | 0.699 | 0.173 | 0.074 |
| 5 | 0.296 | 0.307 | 0.675 | 0.165 | 0.074 |
| 4 | 0.286 | 0.303 | 0.657 | 0.156 | 0.074 |
| 3 | 0.282 | 0.303 | 0.646 | 0.145 | 0.074 |
| 2 | 0.277 | 0.300 | 0.645 | 0.118 | 0.074 |
| 1 | 0.276 | 0.299 | 0.633 | 0.086 | 0.073 |
| 0 | 0.265 | 0.276 | 0.558 | 0.068 | 0.068 |

(*) Abflussjahr: 1.11. des Vorjahres bis 31.10.

$A_{Eo}$ : 77.72 km²
PNP : NN+ 55.78 m
Lage : 11.11 km oberhalb der Mündung rechts

Q m³/s

Pegel : Amelsbüren Nr. 3267000000100
Gewässer : Emmerbach
Gebiet : Ems

## Tageswerte

| Tag | 1999 Nov | 1999 Dez | 2000 Jan | Feb | Mrz | Apr | Mai | Jun | Jul | Aug | Sep | Okt | Nov | Dez |
|---|---|---|---|---|---|---|---|---|---|---|---|---|---|---|
| 1. | 0.084 | 0.081 | 1.05 | 3.08 | 3.65 | 1.02 | 0.246 | 0.119 | 0.054 | 0.187 | 0.065 | 0.067 | 0.211 | 0.255 |
| 2. | 0.092 | 0.100 | 0.950 | 2.40 | 4.10 | 0.991 | 0.246 | 0.112 | 0.041 | 0.101 | 0.072 | 0.146 | 0.308 | 0.244 |
| 3. | 0.163 | 0.108 | 0.851 | 2.10 | 4.64 | 0.931 | 0.280 | 0.097 | 0.040 | 0.093 | 0.078 | 0.186 | 0.341 | 0.226 |
| 4. | 0.092 | 0.122 | 1.50 | 1.37 | 5.66 | 0.821 | 0.218 | 0.092 | 0.045 | 0.093 | 0.097 | 0.128 | 0.283 | 0.191 |
| 5. | 0.069 | 0.134 | 3.73 | 1.19 | 3.11 | 0.865 | 0.177 | 0.081 | 0.095 | 0.073 | 0.094 | 0.072 | 0.235 | 0.191 |
| 6. | 0.064 | 0.120 | 2.23 | 1.09 | 2.20 | 0.691 | 0.156 | 0.081 | 0.135 | 0.074 | 0.112 | 0.078 | 0.232 | 0.191 |
| 7. | 0.071 | 0.170 | 1.68 | 1.02 | 1.61 | 0.536 | 0.154 | 0.180 | 0.092 | 0.057 | 0.135 | 0.125 | 0.224 | 0.279 |
| 8. | 0.078 | 0.416 | 1.37 | 1.13 | 2.31 | 0.489 | 0.133 | 0.900 | 0.091 | 0.052 | 0.160 | 0.137 | 0.189 | 0.386 |
| 9. | 0.060 | 0.412 | 1.01 | 1.89 | 6.47 | 0.480 | 0.097 | 0.873 | 0.083 | 0.050 | 0.194 | 0.123 | 0.154 | 0.379 |
| 10. | 0.060 | 0.377 | 0.773 | 1.36 | 4.67 | 0.442 | 0.086 | 0.574 | 0.079 | 0.049 | 0.167 | 0.102 | 0.155 | 0.377 |
| 11. | 0.060 | 0.219 | 0.616 | 1.57 | 3.13 | 0.415 | 0.086 | 0.250 | 0.086 | 0.047 | 0.123 | 0.126 | 0.181 | 0.507 |
| 12. | 0.042 | 1.33 | 0.565 | 1.33 | 2.90 | 0.385 | 0.080 | 0.167 | 0.082 | 0.045 | 0.084 | 0.133 | 0.187 | 0.698 |
| 13. | 0.041 | 2.54 | 0.551 | 1.27 | 2.00 | 0.349 | 0.064 | 0.099 | 0.079 | 0.043 | 0.063 | 0.130 | 0.397 | 1.18 |
| 14. | 0.041 | 1.86 | 0.502 | 1.25 | 1.63 | 0.452 | 0.062 | 0.067 | 0.075 | 0.042 | 0.058 | 0.094 | 0.445 | 2.05 |
| 15. | 0.041 | 1.29 | 0.414 | 1.24 | 2.26 | 0.392 | 0.051 | 0.062 | 0.071 | 0.046 | 0.051 | 0.074 | 0.312 | 1.63 |
| 16. | 0.039 | 1.08 | 0.408 | 1.41 | 1.71 | 0.348 | 0.042 | 0.056 | 0.074 | 0.052 | 0.059 | 0.080 | 0.220 | 1.67 |
| 17. | 0.028 | 0.892 | 0.416 | 1.64 | 1.38 | 0.312 | 0.048 | 0.056 | 0.082 | 0.058 | 0.097 | 0.077 | 0.169 | 1.31 |
| 18. | 0.032 | 1.77 | 0.421 | 2.42 | 1.21 | 0.298 | 0.037 | 0.052 | 0.079 | 0.065 | 0.159 | 0.074 | 0.177 | 0.926 |
| 19. | 0.067 | 1.45 | 0.420 | 3.42 | 1.12 | 0.287 | 0.047 | 0.046 | 0.077 | 0.071 | 0.103 | 0.072 | 0.170 | 0.698 |
| 20. | 0.075 | 0.887 | 0.377 | 3.31 | 0.946 | 0.269 | 0.073 | 0.045 | 0.074 | 0.077 | 0.083 | 0.069 | 0.184 | 0.579 |
| 21. | 0.066 | 0.594 | 0.389 | 1.93 | 0.822 | 0.239 | 0.131 | 0.039 | 0.071 | 0.083 | 0.069 | 0.066 | 0.180 | 0.500 |
| 22. | 0.071 | 0.436 | 0.557 | 1.32 | 0.756 | 0.284 | 0.141 | 0.035 | 0.068 | 0.081 | 0.182 | 0.064 | 0.175 | 0.445 |
| 23. | 0.357 | 0.477 | 0.737 | 1.08 | 0.677 | 0.324 | 0.090 | 0.031 | 0.066 | 0.074 | 0.186 | 0.061 | 0.171 | 0.381 |
| 24. | 0.381 | 1.03 | 0.819 | 1.00 | 0.666 | 0.396 | 0.101 | 0.041 | 0.068 | 0.068 | 0.115 | 0.056 | 0.167 | 0.356 |
| 25. | 0.137 | 1.91 | 0.666 | 4.11 | 0.795 | 0.359 | 0.226 | 0.067 | 0.085 | 0.062 | 0.080 | 0.056 | 0.163 | 0.341 |
| 26. | 0.114 | 3.17 | 0.558 | 4.64 | 0.992 | 0.323 | 0.818 | 0.072 | 0.424 | 0.055 | 0.060 | 0.055 | 0.159 | 0.312 |
| 27. | 0.110 | 3.51 | 0.519 | 2.44 | 1.68 | 0.515 | 1.04 | 0.082 | 0.517 | 0.049 | 0.066 | 0.049 | 0.155 | 0.286 |
| 28. | 0.106 | 2.46 | 0.511 | 1.80 | 2.24 | 0.337 | 0.616 | 0.090 | 0.496 | 0.043 | 0.058 | 0.084 | 0.167 | 0.313 |
| 29. | 0.090 | 1.49 | 0.932 | 3.28 | 1.58 | 0.282 | 0.228 | 0.074 | 0.521 | 0.046 | 0.058 | 0.203 | 0.286 | 0.334 |
| 30. | 0.092 | 1.27 | 4.44 | | 1.33 | 0.286 | 0.112 | 0.060 | 0.406 | 0.052 | 0.055 | 0.222 | 0.267 | 0.310 |
| 31. | | 1.24 | 3.68 | | 1.14 | | 0.111 | | 0.316 | 0.059 | | 0.230 | | 0.334 |
| Tag | 17. | 1. | 20. | 24. | 24. | 21. | 18. | 23. | 3. | 14. | 15. | 27. | 9. | 4. |
| NQ | 0.028 | 0.081 | 0.377 | 1.00 | 0.666 | 0.239 | 0.037 | 0.031 | 0.040 | 0.042 | 0.051 | 0.049 | 0.154 | 0.191 |
| MQ | 0.094 | 1.06 | 1.08 | 1.97 | 2.24 | 0.471 | 0.193 | 0.153 | 0.147 | 0.066 | 0.099 | 0.105 | 0.222 | 0.576 |
| HQ | 0.783 | 3.76 | 5.22 | 7.40 | 7.77 | 1.06 | 1.11 | 0.979 | 0.565 | 0.274 | 0.267 | 0.264 | 0.559 | 2.63 |
| Tag | 23. | 27. | 30. | 25. | 3. | 1. | 27. | 8. | 26. | 1. | 22. | 31. | 14. | 14. |
| $h_N$ mm | 47 | 113 | 68 | 97 | 90 | 31 | 60 | 63 | 115 | 49 | 64 | 59 | 38 | 59 |
| $h_A$ mm | 3 | 37 | 37 | 63 | 77 | 16 | 7 | 5 | 5 | 2 | 3 | 4 | 7 | 20 |

## Hauptwerte

| | 1967/1999 | | 1968/2000 33 Kalenderjahre | | | | | | | | | | | |
|---|---|---|---|---|---|---|---|---|---|---|---|---|---|---|
| Jahr | 1995 | 1995 | 1996 | 1996 | 1986 | 1996 | 1990 | 1989 | 1986 | 1989 | 1991 | 1995 | 1995 | 1995 |
| NQ | 0.019 | 0.019 | 0.028 | 0.022 | 0.086 | 0.030 | 0.034 | 0.019 | 0.020 | 0.012 | 0.014 | 0.018 | 0.019 | 0.019 |
| MNQ | 0.164 | 0.270 | 0.366 | 0.381 | 0.390 | 0.259 | 0.113 | 0.067 | 0.069 | 0.054 | 0.073 | 0.110 | 0.161 | 0.262 |
| MQ | 0.793 | 1.26 | 1.50 | 1.26 | 1.25 | 0.764 | 0.462 | 0.277 | 0.285 | 0.161 | 0.382 | 0.519 | 0.778 | 1.21 |
| MHQ | 4.04 | 5.70 | 6.45 | 5.07 | 5.93 | 3.29 | 2.44 | 2.02 | 1.43 | 1.26 | 1.91 | 2.62 | 3.89 | 5.41 |
| HQ | 14.6 | 13.5 | 16.5 | 16.7 | 15.2 | 7.96 | 10.9 | 11.4 | 10.1 | 15.3 | 15.8 | 12.4 | 14.6 | 13.5 |
| Jahr | 1998 | 1986 | 1968 | 1970 | 1994 | 1998 | 1984 | 1981 | 1981 | 1968 | 1968 | 1968 | 1998 | 1986 |
| $Mh_N$ mm | 68 | 73 | 67 | 49 | 63 | 48 | 61 | 80 | 69 | 60 | 69 | 60 | 67 | 72 |
| $Mh_A$ mm | 26 | 43 | 52 | 40 | 43 | 25 | 16 | 9 | 10 | 6 | 13 | 18 | 26 | 42 |

| | Abflussjahr (*) 2000 Jahr | Datum | Winter | Sommer | Kalenderjahr 2000 Jahr | Datum |
|---|---|---|---|---|---|---|
| NQ m³/s | 0.028 | am 17.11.1999 | 0.028 | 0.031 | 0.031 | am 23.06.2000 |
| MQ m³/s | 0.638 | | 1.15 | 0.127 | 0.607 | |
| HQ m³/s | 7.77 | am 3.03.2000 bei W = 163 cm | 7.77 | 1.11 | 7.77 | am 3.03.2000 bei W = 163 cm |
| Nq l/(skm²) | 0.360 | | 0.360 | 0.402 | 0.402 | |
| Mq l/(skm²) | 8.21 | | 14.8 | 1.64 | 7.81 | |
| Hq l/(skm²) | 100 | | 100 | 14.3 | 100 | |
| $h_N$ mm | 856 | | 446 | 410 | 793 | |
| $h_A$ mm | 260 | | 233 | 26 | 247 | |

| | 1968/2000 (*) 33 Jahre | | | | 1968/2000 | |
|---|---|---|---|---|---|---|
| NQ m³/s | 0.012 | am 16.08.1989 | 0.019 | 0.012 | 0.012 | am 16.08.1989 |
| MNQ m³/s | 0.036 | | 0.107 | 0.039 | 0.038 | |
| MQ m³/s | 0.741 | | 1.14 | 0.348 | 0.736 | |
| MHQ m³/s | 10.3 | | 10.2 | 5.37 | 10.1 | |
| HQ m³/s | 16.7 | am 23.02.1970 bei W = 213 cm | 16.7 | 15.8 | 16.7 | am 23.02.1970 bei W = 213 cm |
| $HQ_1$ m³/s | 9.10 | | | | | |
| $HQ_5$ m³/s | 13.5 | | | | | |
| MNq l/(skm²) | 0.467 | | 1.38 | 0.501 | 0.485 | |
| Mq l/(skm²) | 9.53 | | 14.7 | 4.48 | 9.46 | |
| MHq l/(skm²) | 132 | | 131 | 69.0 | 130 | |
| $Mh_N$ mm | 768 | | 368 | 399 | 765 | |
| $Mh_A$ mm | 301 | | 230 | 71 | 299 | |

## Extremwerte

| | Niedrigwasser (n) m³/s | l/(skm²) | Datum | Hochwasser m³/s | l/(skm²) | cm | Datum |
|---|---|---|---|---|---|---|---|
| 1 | 0.012 | 0.154 | 16.08.1989 | 16.7 | 215 | 213 | 23.02.1970 |
| 2 | 0.013 | 0.168 | 9.08.1995 | 16.5 | 213 | 212 | 15.01.1968 |
| 3 | 0.014 | 0.177 | 16.09.1991 | 15.8 | 203 | 229 | 1.09.1968 |
| 4 | 0.018 | 0.232 | 4.08.1999 | 15.2 | 195 | 228 | 16.03.1994 |
| 5 | 0.019 | 0.240 | 17.08.1988 | 14.6 | 188 | 233 | 2.11.1998 |
| 6 | 0.019 | 0.246 | 27.08.1990 | 13.5 | 174 | 216 | 14.03.1992 |
| 7 | 0.020 | 0.253 | 14.07.1986 | 13.5 | 174 | 216 | 31.12.1986 |
| 8 | 0.020 | 0.261 | 8.08.1996 | 13.4 | 173 | 215 | 10.03.1981 |
| 9 | 0.021 | 0.276 | 4.08.1992 | 13.1 | 169 | 212 | 13.01.1993 |
| 10 | 0.024 | 0.312 | 12.10.1973 | 12.9 | 166 | 210 | 7.03.1998 |

## Dauertabelle

| Unterschreitungsdauer in Tagen | Unterschrittene Abflüsse m³/s: Abflussjahr (*) 2000 | Kalenderjahr 2000 | 1968/2000 33 Kalenderjahre Obere Hüllkurve | Mittlere Werte | Untere Hüllkurve |
|---|---|---|---|---|---|
| 364 | 6.47 | 6.47 | 14.5 | 9.12 | 3.83 |
| 363 | 5.66 | 5.66 | 14.5 | 7.69 | 3.61 |
| 362 | 4.67 | 4.67 | 12.3 | 6.62 | 3.58 |
| 361 | 4.64 | 4.64 | 10.9 | 6.01 | 2.93 |
| 360 | 4.64 | 4.64 | 10.6 | 5.62 | 2.15 |
| 359 | 4.44 | 4.44 | 9.52 | 5.27 | 1.91 |
| 358 | 4.11 | 4.11 | 9.12 | 5.01 | 1.80 |
| 357 | 4.10 | 4.10 | 8.10 | 4.73 | 1.76 |
| 356 | 3.73 | 3.73 | 7.22 | 4.53 | 1.50 |
| 350 | 3.28 | 3.13 | 6.22 | 3.40 | 1.19 |
| 340 | 2.40 | 2.23 | 5.12 | 2.45 | 0.926 |
| 330 | 1.89 | 1.68 | 3.84 | 1.91 | 0.778 |
| 320 | 1.58 | 1.38 | 3.10 | 1.55 | 0.521 |
| 300 | 1.21 | 1.04 | 1.93 | 1.16 | 0.338 |
| 270 | 0.818 | 0.616 | 1.38 | 0.767 | 0.214 |
| 240 | 0.436 | 0.408 | 1.03 | 0.531 | 0.170 |
| 210 | 0.284 | 0.298 | 0.760 | 0.370 | 0.100 |
| 183 | 0.159 | 0.218 | 0.580 | 0.272 | 0.077 |
| 150 | 0.101 | 0.155 | 0.359 | 0.180 | 0.048 |
| 130 | 0.090 | 0.112 | 0.319 | 0.142 | 0.041 |
| 120 | 0.083 | 0.097 | 0.302 | 0.125 | 0.041 |
| 110 | 0.080 | 0.090 | 0.286 | 0.117 | 0.035 |
| 100 | 0.077 | 0.083 | 0.267 | 0.101 | 0.029 |
| 90 | 0.073 | 0.079 | 0.250 | 0.092 | 0.028 |
| 80 | 0.071 | 0.074 | 0.231 | 0.082 | 0.026 |
| 70 | 0.067 | 0.072 | 0.207 | 0.076 | 0.025 |
| 60 | 0.063 | 0.067 | 0.195 | 0.064 | 0.024 |
| 50 | 0.059 | 0.063 | 0.166 | 0.058 | 0.023 |
| 40 | 0.056 | 0.058 | 0.139 | 0.049 | 0.022 |
| 30 | 0.051 | 0.055 | 0.130 | 0.043 | 0.021 |
| 25 | 0.048 | 0.052 | 0.129 | 0.041 | 0.020 |
| 20 | 0.046 | 0.049 | 0.111 | 0.037 | 0.020 |
| 15 | 0.043 | 0.046 | 0.106 | 0.032 | 0.019 |
| 10 | 0.041 | 0.045 | 0.100 | 0.028 | 0.012 |
| 9 | 0.041 | 0.043 | 0.100 | 0.027 | 0.012 |
| 8 | 0.041 | 0.043 | 0.100 | 0.026 | 0.012 |
| 7 | 0.041 | 0.042 | 0.100 | 0.026 | 0.012 |
| 6 | 0.040 | 0.042 | 0.100 | 0.025 | 0.012 |
| 5 | 0.039 | 0.041 | 0.100 | 0.023 | 0.012 |
| 4 | 0.039 | 0.041 | 0.100 | 0.022 | 0.012 |
| 3 | 0.037 | 0.040 | 0.100 | 0.021 | 0.012 |
| 2 | 0.035 | 0.039 | 0.100 | 0.020 | 0.012 |
| 1 | 0.032 | 0.037 | 0.091 | 0.019 | 0.012 |
| 0 | 0.028 | 0.031 | 0.081 | 0.012 | 0.012 |

(*) Abflussjahr: 1.11. des Vorjahres bis 31.10.

$A_{Eo}$ : 67.85 km²
PNP : NN+ 62.31 m
Lage : 19.51 km oberhalb der Mündung links

# Q
m³/s

Pegel : Sendenhorst Nr. 3283000000100
Gewässer : Angel
Gebiet : Ems

## Tageswerte

| Tag | 1999 Nov | 1999 Dez | 2000 Jan | Feb | Mrz | Apr | Mai | Jun | Jul | Aug | Sep | Okt | Nov | Dez |
|---|---|---|---|---|---|---|---|---|---|---|---|---|---|---|
| 1. | 0.136 | 0.328 | 1.08 | 2.90 | 3.07 | 1.13 | 0.241 | 0.149 | 0.121 | 0.332 | 0.129 | 0.158 | 0.234 | 0.180 |
| 2. | 0.282 | 0.411 | 1.02 | 2.14 | 2.40 | 0.937 | 0.260 | 0.138 | 0.117 | 0.283 | 0.253 | 0.208 | 0.462 | 0.207 |
| 3. | 0.222 | 0.281 | 0.920 | 1.78 | 4.08 | 0.885 | 0.262 | 0.141 | 0.453 | 0.273 | 0.358 | 0.155 | 0.276 | 0.206 |
| 4. | 0.157 | 0.331 | 1.62 | 1.44 | 3.84 | 0.777 | 0.231 | 0.184 | 0.223 | 0.418 | 0.192 | 0.146 | 0.212 | 0.183 |
| 5. | 0.167 | 0.275 | 2.84 | 1.24 | 2.33 | 0.758 | 0.225 | 0.156 | 1.08 | 0.269 | 0.132 | 0.147 | 0.230 | 0.175 |
| 6. | 0.143 | 0.317 | 1.63 | 1.08 | 1.75 | 0.604 | 0.219 | 0.769 | 0.945 | 0.211 | 0.130 | 0.303 | 0.195 | 0.184 |
| 7. | 0.135 | 0.598 | 1.30 | 1.09 | 1.44 | 0.552 | 0.198 | 0.485 | 0.394 | 0.194 | 0.604 | 0.176 | 0.187 | 0.366 |
| 8. | 0.213 | 1.15 | 1.03 | 1.20 | 2.46 | 0.540 | 0.319 | 0.374 | 0.252 | 0.235 | 0.361 | 0.144 | 0.177 | 0.423 |
| 9. | 0.152 | 0.721 | 0.861 | 1.69 | 6.40 | 0.572 | 0.228 | 0.197 | 0.208 | 0.200 | 0.212 | 0.261 | 0.200 | 0.330 |
| 10. | 0.189 | 0.589 | 0.700 | 1.40 | 4.15 | 0.500 | 0.198 | 0.160 | 0.194 | 0.179 | 0.181 | 0.232 | 0.172 | 0.297 |
| 11. | 0.154 | 0.502 | 0.651 | 1.66 | 2.99 | 0.494 | 0.180 | 0.137 | 0.219 | 0.175 | 0.153 | 0.257 | 0.149 | 0.493 |
| 12. | 0.149 | 2.95 | 0.634 | 1.30 | 2.35 | 0.520 | 0.189 | 0.139 | 0.252 | 0.175 | 0.150 | 0.195 | 0.148 | 0.584 |
| 13. | 0.133 | 3.55 | 0.570 | 1.72 | 1.82 | 0.490 | 0.166 | 0.131 | 0.160 | 0.162 | 0.142 | 0.173 | 0.238 | 0.822 |
| 14. | 0.136 | 2.57 | 0.564 | 1.76 | 2.03 | 0.573 | 0.152 | 0.130 | 0.433 | 0.151 | 0.175 | 0.162 | 0.187 | 1.49 |
| 15. | 0.159 | 1.83 | 0.427 | 1.53 | 3.07 | 0.463 | 0.140 | 0.135 | 0.384 | 0.196 | 0.153 | 0.175 | 0.167 | 1.13 |
| 16. | 0.132 | 1.51 | 0.433 | 1.44 | 2.31 | 0.402 | 0.142 | 0.128 | 0.349 | 0.190 | 0.210 | 0.161 | 0.192 | 1.69 |
| 17. | 0.211 | 1.46 | 0.492 | 1.55 | 1.76 | 0.371 | 0.194 | 0.141 | 0.247 | 0.311 | 0.195 | 0.151 | 0.154 | 1.16 |
| 18. | 0.215 | 2.71 | 0.529 | 2.17 | 1.58 | 0.380 | 0.185 | 0.121 | 0.239 | 0.234 | 0.166 | 0.149 | 0.155 | 0.762 |
| 19. | 0.251 | 1.57 | 0.496 | 3.69 | 1.31 | 0.346 | 0.324 | 0.098 | 0.184 | 0.286 | 0.161 | 0.169 | 0.187 | 0.591 |
| 20. | 0.249 | 1.09 | 0.470 | 2.89 | 1.12 | 0.336 | 0.461 | 0.104 | 0.171 | 0.194 | 0.120 | 0.170 | 0.152 | 0.477 |
| 21. | 0.200 | 0.877 | 0.633 | 1.80 | 1.06 | 0.317 | 0.272 | 0.102 | 0.152 | 0.295 | 0.215 | 0.166 | 0.153 | 0.418 |
| 22. | 0.255 | 0.658 | 1.37 | 1.40 | 0.936 | 0.333 | 0.226 | 0.243 | 0.146 | 0.219 | 0.370 | 0.139 | 0.172 | 0.337 |
| 23. | 1.62 | 1.01 | 1.93 | 1.14 | 0.815 | 0.313 | 0.307 | 0.145 | 0.241 | 0.175 | 0.186 | 0.140 | 0.214 | 0.310 |
| 24. | 0.909 | 1.68 | 1.36 | 1.16 | 0.787 | 0.450 | 0.197 | 0.232 | 0.151 | 0.156 | 0.140 | 0.220 | 0.221 | 0.293 |
| 25. | 0.471 | 3.38 | 0.897 | 5.15 | 0.962 | 0.338 | 0.251 | 0.262 | 0.381 | 0.126 | 0.154 | 0.158 | 0.162 | 0.285 |
| 26. | 0.386 | 4.40 | 0.701 | 3.62 | 3.36 | 0.307 | 0.238 | 0.166 | 1.24 | 0.126 | 0.182 | 0.146 | 0.156 | 0.263 |
| 27. | 0.321 | 4.61 | 0.645 | 2.17 | 3.97 | 0.322 | 0.215 | 0.120 | 0.607 | 0.125 | 0.169 | 0.229 | 0.153 | 0.281 |
| 28. | 0.291 | 2.67 | 0.619 | 1.88 | 2.94 | 0.292 | 0.191 | 0.111 | 0.699 | 0.227 | 0.224 | 0.378 | 0.293 | 0.333 |
| 29. | 0.265 | 1.73 | 2.38 | 2.84 | 2.18 | 0.290 | 0.192 | 0.112 | 0.923 | 0.137 | 0.166 | 0.269 | 0.294 | 0.319 |
| 30. | 0.245 | 1.52 | 6.26 | | 1.65 | 0.253 | 0.211 | 0.129 | 0.806 | 0.147 | 0.177 | 0.221 | 0.200 | 0.281 |
| 31. | | 1.30 | 3.97 | | 1.28 | | 0.170 | | 0.493 | 0.127 | | 0.392 | | 0.304 |

## Hauptwerte

| | | | | | | | | | | | | | | |
|---|---|---|---|---|---|---|---|---|---|---|---|---|---|---|
| Tag | 16. | 5. | 15. | 6. | 24. | 30. | 15. | 19. | 2. | 27. | 20. | 22. | 12. | 5. |
| NQ | 0.132 | 0.275 | 0.427 | 1.08 | 0.787 | 0.253 | 0.140 | 0.098 | 0.117 | 0.125 | 0.120 | 0.139 | 0.148 | 0.175 |
| MQ | 0.285 | 1.57 | 1.26 | 1.96 | 2.33 | 0.495 | 0.225 | 0.188 | 0.402 | 0.211 | 0.205 | 0.198 | 0.203 | 0.490 |
| HQ | 2.02 | 6.51 | 7.93 | 8.38 | 9.12 | 1.23 | 0.666 | 1.43 | 2.29 | 0.583 | 0.827 | 0.464 | 0.775 | 2.21 |
| Tag | 23. | 26. | 30. | 25. | 9. | 1. | 19. | 6. | 5. | 4. | 7. | 31. | 28. | 16. |
| $h_N$ mm | 54 | 108 | 68 | 93 | 99 | 27 | 59 | 64 | 142 | 40 | 64 | 51 | 32 | 58 |
| $h_A$ mm | 11 | 62 | 50 | 72 | 92 | 19 | 9 | 7 | 16 | 8 | 8 | 8 | 8 | 19 |

| | 1959/1999 | | 1960/2000 41 Kalenderjahre | | | | | | | | | | | |
|---|---|---|---|---|---|---|---|---|---|---|---|---|---|---|
| Jahr | 1959 | 1959 | 1960 | 1960 | 1960 | 1960 | 1960 | 1960 | 1960 | 1960 | 1973 | 1973 | 1983 | 1983 |
| NQ | 0.022 | 0.025 | 0.032 | 0.066 | 0.050 | 0.036 | 0.030 | 0.021 | 0.030 | 0.038 | 0.035 | 0.052 | 0.052 | 0.086 |
| MNQ | 0.192 | 0.344 | 0.390 | 0.411 | 0.372 | 0.314 | 0.196 | 0.165 | 0.141 | 0.124 | 0.125 | 0.149 | 0.195 | 0.348 |
| MQ | 0.753 | 1.31 | 1.35 | 1.19 | 1.15 | 0.825 | 0.512 | 0.356 | 0.371 | 0.281 | 0.348 | 0.473 | 0.757 | 1.32 |
| MHQ | 4.65 | 6.91 | 6.30 | 5.14 | 5.91 | 3.55 | 3.14 | 2.49 | 2.85 | 2.63 | 2.72 | 2.99 | 4.67 | 6.96 |
| HQ | 17.3 | 22.5 | 14.8 | 15.8 | 18.0 | 12.8 | 19.8 | 18.4 | 15.0 | 9.21 | 10.9 | 17.4 | 17.3 | 22.5 |
| Jahr | 1998 | 1960 | 1993 | 1970 | 1963 | 1986 | 1984 | 1981 | 1980 | 1968 | 1985 | 1998 | 1998 | 1960 |
| $Mh_N$ mm | 67 | 75 | 63 | 49 | 62 | 53 | 65 | 68 | 80 | 69 | 68 | 58 | 67 | 75 |
| $Mh_A$ mm | 29 | 52 | 53 | 43 | 45 | 32 | 20 | 14 | 15 | 11 | 13 | 19 | 29 | 52 |

| | Abflussjahr (*) 2000 Jahr | Datum | Winter | Sommer | Kalenderjahr 2000 Jahr | Datum |
|---|---|---|---|---|---|---|
| NQ m³/s | 0.098 | am 19.06.2000 | 0.132 | 0.098 | 0.098 | am 19.06.2000 |
| MQ m³/s | 0.776 | | 1.32 | 0.239 | 0.678 | |
| HQ m³/s | 9.12 | am 9.03.2000 bei W = 202 cm | 9.12 | 2.29 | 9.12 | am 9.03.2000 bei W = 202 cm |
| Nq l/(skm²) | 1.45 | | 1.94 | 1.45 | 1.45 | |
| Mq l/(skm²) | 11.4 | | 19.4 | 3.52 | 9.99 | |
| Hq l/(skm²) | 134 | | 134 | 33.8 | 134 | |
| $h_N$ mm | 869 | | 449 | 420 | 797 | |
| $h_A$ mm | 362 | | 306 | 56 | 316 | |

| | 1960/2000 (*) 41 Jahre | | | | 1960/2000 | |
|---|---|---|---|---|---|---|
| NQ m³/s | 0.021 | am 24.06.1960 | 0.022 | 0.021 | 0.021 | am 24.06.1960 |
| MNQ m³/s | 0.081 | | 0.160 | 0.087 | 0.085 | |
| MQ m³/s | 0.742 | | 1.10 | 0.391 | 0.743 | |
| MHQ m³/s | 12.4 | | 11.0 | 6.98 | 12.0 | |
| HQ m³/s | 22.5 | am 5.12.1960 bei W = 294 cm | 22.5 | 19.8 | 22.5 | am 5.12.1960 bei W = 294 cm |
| $HQ_1$ m³/s | 11.2 | | | | | |
| $HQ_5$ m³/s | 15.9 | | | | | |
| MNq l/(skm²) | 1.20 | | 2.36 | 1.29 | 1.25 | |
| Mq l/(skm²) | 10.9 | | 16.2 | 5.76 | 10.9 | |
| MHq l/(skm²) | 183 | | 162 | 103 | 177 | |
| $Mh_N$ mm | 778 | | 369 | 409 | 779 | |
| $Mh_A$ mm | 345 | | 253 | 92 | 346 | |

## Extremwerte

| | Niedrigwasser (n) m³/s | l/(skm²) | Datum | Hochwasser m³/s | l/(skm²) | cm | Datum |
|---|---|---|---|---|---|---|---|
| 1 | 0.021 | 0.316 | 24.06.1960 | 22.5 | 332 | 294 | 5.12.1960 |
| 2 | 0.035 | 0.521 | 17.09.1973 | 19.8 | 292 | 298 | 29.05.1984 |
| 3 | 0.041 | 0.599 | 6.09.1983 | 18.4 | 272 | 282 | 30.06.1981 |
| 4 | 0.051 | 0.747 | 21.09.1982 | 18.0 | 266 | 264 | 7.03.1963 |
| 5 | 0.051 | 0.745 | 15.09.1997 | 17.8 | 262 | 262 | 2.12.1961 |
| 6 | 0.056 | 0.824 | 1.10.1967 | 17.4 | 257 | 292 | 28.10.1998 |
| 7 | 0.057 | 0.845 | 25.08.1968 | 17.4 | 256 | 275 | 19.12.1988 |
| 8 | 0.058 | 0.858 | 22.08.1976 | 17.3 | 254 | 288 | 1.11.1998 |
| 9 | 0.059 | 0.868 | 9.08.1971 | 16.6 | 244 | 269 | 15.03.1994 |
| 10 | 0.060 | 0.882 | 15.08.1990 | 15.8 | 233 | 254 | 22.02.1970 |

## Dauertabelle

| Unterschreitungsdauer in Tagen | Unterschrittene Abflüsse m³/s: Abflussjahr (*) 2000 | Kalenderjahr 2000 | 1960/2000 41 Kalenderjahre: Obere Hüllkurve | Mittlere Werte | Untere Hüllkurve |
|---|---|---|---|---|---|
| 364 | 6.39 | 6.39 | 17.1 | 7.99 | 2.88 |
| 363 | 6.26 | 6.26 | 15.4 | 6.81 | 1.93 |
| 362 | 5.15 | 5.15 | 11.5 | 5.79 | 1.61 |
| 361 | 4.61 | 4.15 | 9.52 | 5.28 | 1.37 |
| 360 | 4.40 | 4.08 | 9.24 | 4.89 | 1.34 |
| 359 | 4.15 | 3.97 | 8.52 | 4.61 | 1.31 |
| 358 | 4.08 | 3.97 | 8.29 | 4.32 | 1.18 |
| 357 | 3.97 | 3.84 | 7.99 | 4.06 | 1.09 |
| 356 | 3.97 | 3.69 | 7.01 | 3.89 | 1.08 |
| 350 | 3.36 | 2.94 | 5.69 | 3.05 | 0.966 |
| 340 | 2.71 | 2.31 | 4.18 | 2.33 | 0.818 |
| 330 | 2.17 | 1.78 | 3.11 | 1.83 | 0.714 |
| 320 | 1.76 | 1.62 | 2.67 | 1.52 | 0.613 |
| 300 | 1.44 | 1.16 | 1.95 | 1.11 | 0.434 |
| 270 | 0.937 | 0.700 | 1.42 | 0.756 | 0.340 |
| 240 | 0.573 | 0.463 | 1.08 | 0.562 | 0.268 |
| 210 | 0.386 | 0.333 | 0.778 | 0.430 | 0.204 |
| 183 | 0.307 | 0.276 | 0.588 | 0.347 | 0.156 |
| 150 | 0.241 | 0.226 | 0.493 | 0.271 | 0.111 |
| 130 | 0.219 | 0.207 | 0.455 | 0.238 | 0.095 |
| 120 | 0.208 | 0.195 | 0.434 | 0.222 | 0.084 |
| 110 | 0.195 | 0.191 | 0.419 | 0.208 | 0.077 |
| 100 | 0.189 | 0.184 | 0.391 | 0.193 | 0.071 |
| 90 | 0.176 | 0.175 | 0.375 | 0.180 | 0.067 |
| 80 | 0.169 | 0.170 | 0.361 | 0.166 | 0.062 |
| 70 | 0.161 | 0.162 | 0.341 | 0.153 | 0.058 |
| 60 | 0.155 | 0.156 | 0.330 | 0.141 | 0.052 |
| 50 | 0.151 | 0.152 | 0.310 | 0.127 | 0.050 |
| 40 | 0.145 | 0.148 | 0.297 | 0.115 | 0.046 |
| 30 | 0.139 | 0.141 | 0.281 | 0.105 | 0.042 |
| 25 | 0.136 | 0.139 | 0.276 | 0.100 | 0.040 |
| 20 | 0.132 | 0.135 | 0.265 | 0.093 | 0.039 |
| 15 | 0.129 | 0.129 | 0.253 | 0.085 | 0.036 |
| 10 | 0.126 | 0.126 | 0.247 | 0.077 | 0.033 |
| 9 | 0.125 | 0.125 | 0.246 | 0.075 | 0.033 |
| 8 | 0.121 | 0.121 | 0.242 | 0.072 | 0.032 |
| 7 | 0.121 | 0.121 | 0.231 | 0.070 | 0.030 |
| 6 | 0.120 | 0.120 | 0.230 | 0.067 | 0.030 |
| 5 | 0.120 | 0.120 | 0.219 | 0.064 | 0.030 |
| 4 | 0.117 | 0.117 | 0.212 | 0.061 | 0.030 |
| 3 | 0.112 | 0.112 | 0.209 | 0.057 | 0.030 |
| 2 | 0.111 | 0.111 | 0.189 | 0.052 | 0.025 |
| 1 | 0.104 | 0.104 | 0.159 | 0.045 | 0.022 |
| 0 | 0.098 | 0.098 | 0.154 | 0.021 | 0.021 |

(*) Abflussjahr: 1.11. des Vorjahres bis 31.10.

$A_{Eo}$ : 161.21 km²
PNP : NN+ 51.80 m
Lage : 7.55 km oberhalb der Mündung rechts

Q m³/s

Pegel : Wolbeck Nr. 3289100000100
Gewässer : Angel
Gebiet : Ems

## Tageswerte

| Tag | 1999 Nov | 1999 Dez | 2000 Jan | Feb | Mrz | Apr | Mai | Jun | Jul | Aug | Sep | Okt | Nov | Dez |
|---|---|---|---|---|---|---|---|---|---|---|---|---|---|---|
| 1. | 0.146 | 0.352 | 2.34 | 6.88 | 6.29 | 2.68 | 0.346 | 0.231 | 0.184 | 0.596 | 0.144 | 0.183 | 0.333 | 0.243 |
| 2. | 0.129 | 0.594 | 2.20 | 5.10 | 5.38 | 2.22 | 0.347 | 0.198 | 0.147 | 0.462 | 0.237 | 0.251 | 0.514 | 0.267 |
| 3. | 0.286 | 0.491 | 2.12 | 4.31 | 7.48 | 2.00 | 0.453 | 0.179 | 0.337 | 0.434 | 0.497 | 0.230 | 0.423 | 0.315 |
| 4. | 0.144 | 0.518 | 2.83 | 3.40 | 9.22 | 1.72 | 0.386 | 0.195 | 0.371 | 0.669 | 0.422 | 0.198 | 0.311 | 0.341 |
| 5. | 0.144 | 0.460 | 6.55 | 2.93 | 5.37 | 1.64 | 0.306 | 0.324 | 0.825 | 0.544 | 0.266 | 0.169 | 0.286 | 0.280 |
| 6. | 0.121 | 0.476 | 4.07 | 2.48 | 4.06 | 1.16 | 0.312 | 1.12 | 1.07 | 0.410 | 0.199 | 0.276 | 0.268 | 0.291 |
| 7. | 0.119 | 1.02 | 3.13 | 2.40 | 3.33 | 1.08 | 0.267 | 0.846 | 0.594 | 0.373 | 0.544 | 0.305 | 0.248 | 0.537 |
| 8. | 0.155 | 2.39 | 2.62 | 2.49 | 4.09 | 1.07 | 0.328 | 0.746 | 0.331 | 0.346 | 0.807 | 0.216 | 0.243 | 0.690 |
| 9. | 0.152 | 1.66 | 2.07 | 3.76 | 12.6 | 1.13 | 0.326 | 0.513 | 0.249 | 0.339 | 0.449 | 0.285 | 0.258 | 0.648 |
| 10. | 0.132 | 1.23 | 1.65 | 3.33 | 9.93 | 1.04 | 0.267 | 0.394 | 0.257 | 0.301 | 0.354 | 0.292 | 0.241 | 0.573 |
| 11. | 0.175 | 0.963 | 1.44 | 3.75 | 6.36 | 1.03 | 0.254 | 0.291 | 0.241 | 0.267 | 0.300 | 0.346 | 0.209 | 0.751 |
| 12. | 0.169 | 4.24 | 1.34 | 3.23 | 5.31 | 1.02 | 0.199 | 0.262 | 0.320 | 0.267 | 0.267 | 0.340 | 0.211 | 0.929 |
| 13. | 0.169 | 7.96 | 1.21 | 3.27 | 4.21 | 0.851 | 0.199 | 0.259 | 0.270 | 0.243 | 0.267 | 0.245 | 0.268 | 1.58 |
| 14. | 0.154 | 5.63 | 1.09 | 3.76 | 3.83 | 0.985 | 0.199 | 0.235 | 0.377 | 0.189 | 0.267 | 0.243 | 0.285 | 2.75 |
| 15. | 0.157 | 3.75 | 0.876 | 3.37 | 6.78 | 0.802 | 0.166 | 0.274 | 0.684 | 0.197 | 0.284 | 0.216 | 0.245 | 2.58 |
| 16. | 0.144 | 3.29 | 0.801 | 3.34 | 5.13 | 0.741 | 0.143 | 0.320 | 0.638 | 0.208 | 0.267 | 0.220 | 0.258 | 3.38 |
| 17. | 0.152 | 2.67 | 0.843 | 3.58 | 4.14 | 0.665 | 0.160 | 0.210 | 0.495 | 0.247 | 0.411 | 0.199 | 0.209 | 2.91 |
| 18. | 0.207 | 5.17 | 0.902 | 4.89 | 3.51 | 0.600 | 0.196 | 0.183 | 0.432 | 0.344 | 0.262 | 0.170 | 0.215 | 1.80 |
| 19. | 0.237 | 3.55 | 0.950 | 7.62 | 3.03 | 0.593 | 0.206 | 0.143 | 0.308 | 0.240 | 0.226 | 0.169 | 0.227 | 1.33 |
| 20. | 0.246 | 2.30 | 0.880 | 6.69 | 2.66 | 0.556 | 0.613 | 0.143 | 0.232 | 0.307 | 0.173 | 0.217 | 0.203 | 0.958 |
| 21. | 0.236 | 1.79 | 1.02 | 4.56 | 2.34 | 0.526 | 0.446 | 0.148 | 0.232 | 0.229 | 0.196 | 0.215 | 0.179 | 0.823 |
| 22. | 0.199 | 1.42 | 1.94 | 3.52 | 2.08 | 0.526 | 0.378 | 0.209 | 0.201 | 0.352 | 0.505 | 0.169 | 0.194 | 0.690 |
| 23. | 1.77 | 1.90 | 3.87 | 2.86 | 1.76 | 0.540 | 0.438 | 0.217 | 0.381 | 0.222 | 0.371 | 0.169 | 0.249 | 0.625 |
| 24. | 1.58 | 4.15 | 3.00 | 2.60 | 1.66 | 0.679 | 0.371 | 0.194 | 0.322 | 0.199 | 0.232 | 0.204 | 0.287 | 0.567 |
| 25. | 0.782 | 5.76 | 2.07 | 10.5 | 2.53 | 0.583 | 0.483 | 0.451 | 0.456 | 0.171 | 0.214 | 0.234 | 0.234 | 0.541 |
| 26. | 0.584 | 8.16 | 1.52 | 9.36 | 6.47 | 0.512 | 0.633 | 0.400 | 1.85 | 0.169 | 0.239 | 0.199 | 0.198 | 0.462 |
| 27. | 0.496 | 9.49 | 1.34 | 5.42 | 8.38 | 0.485 | 0.480 | 0.193 | 1.32 | 0.150 | 0.218 | 0.243 | 0.177 | 0.456 |
| 28. | 0.446 | 6.02 | 1.30 | 4.34 | 6.99 | 0.495 | 0.385 | 0.144 | 0.892 | 0.228 | 0.264 | 0.376 | 0.233 | 0.531 |
| 29. | 0.346 | 3.67 | 3.44 | 6.03 | 4.93 | 0.399 | 0.358 | 0.124 | 1.37 | 0.210 | 0.226 | 0.403 | 0.462 | 0.491 |
| 30. | 0.340 | 3.15 | 14.9 | | 3.91 | 0.346 | 0.355 | 0.124 | 1.18 | 0.153 | 0.215 | 0.310 | 0.295 | 0.460 |
| 31. | | 2.77 | 9.62 | | 3.14 | | 0.261 | | 0.884 | 0.169 | | 0.390 | | 0.493 |
| Tag | 7. | 1. | 16. | 7. | 24. | 30. | 16. | 29. | 2. | 27. | 1. | 5. | 27. | 1. |
| NQ | 0.119 | 0.352 | 0.801 | 2.40 | 1.66 | 0.346 | 0.143 | 0.124 | 0.147 | 0.150 | 0.144 | 0.169 | 0.177 | 0.243 |
| MQ | 0.337 | 3.13 | 2.71 | 4.47 | 5.06 | 0.956 | 0.331 | 0.309 | 0.563 | 0.298 | 0.311 | 0.248 | 0.265 | 0.945 |
| HQ | 2.79 | 11.6 | 17.6 | 17.4 | 17.4 | 2.87 | 0.679 | 2.02 | 2.60 | 0.854 | 1.03 | 0.478 | 0.677 | 4.16 |
| Tag | 23. | 26. | 30. | 25. | 9. | 1. | 20. | 6. | 26. | 4. | 8. | 31. | 2. | 16. |
| $h_N$ mm | 51 | 107 | 71 | 93 | 95 | 27 | 63 | 63 | 132 | 37 | 62 | 53 | 32 | 61 |
| $h_A$ mm | 5 | 52 | 45 | 70 | 84 | 15 | 5 | 5 | 9 | 5 | 5 | 4 | 4 | 16 |

## Hauptwerte

| | 1956/1999 | | 1957/2000 44 Kalenderjahre | | | | | | | | | | | |
|---|---|---|---|---|---|---|---|---|---|---|---|---|---|---|
| Jahr | 1959 | 1959 | 1960 | 1960 | 1972 | 1960 | 1959 | 1964 | 1959 | 1964 | 1964 | 1959 | 1959 | 1959 |
| NQ | 0.064 | 0.041 | 0.082 | 0.147 | 0.141 | 0.113 | 0.043 | 0.053 | 0.024 | 0.035 | 0.046 | 0.044 | 0.064 | 0.041 |
| MNQ | 0.380 | 0.656 | 0.800 | 0.881 | 0.761 | 0.593 | 0.318 | 0.217 | 0.180 | 0.168 | 0.189 | 0.254 | 0.370 | 0.640 |
| MQ | 1.56 | 2.86 | 2.99 | 2.65 | 2.42 | 1.67 | 1.01 | 0.578 | 0.656 | 0.524 | 0.669 | 0.897 | 1.52 | 2.82 |
| MHQ | 7.94 | 12.8 | 12.6 | 10.5 | 11.2 | 6.76 | 5.49 | 3.65 | 4.06 | 3.57 | 3.95 | 4.57 | 7.83 | 12.7 |
| HQ | 26.3 | 31.4 | 29.6 | 33.1 | 32.1 | 19.4 | 28.6 | 20.2 | 24.3 | 14.5 | 18.9 | 26.8 | 26.3 | 31.4 |
| Jahr | 1998 | 1960 | 1993 | 1970 | 1994 | 1986 | 1984 | 1981 | 1980 | 1968 | 1988 | 1998 | 1998 | 1960 |
| $Mh_N$ mm | 65 | 73 | 62 | 51 | 59 | 51 | 63 | 66 | 78 | 70 | 67 | 58 | 65 | 74 |
| $Mh_A$ mm | 25 | 47 | 50 | 40 | 40 | 27 | 17 | 9 | 11 | 9 | 11 | 15 | 24 | 47 |

| | Abflussjahr (*) 2000 Jahr | Datum | Winter | Sommer | Kalenderjahr 2000 Jahr | Datum |
|---|---|---|---|---|---|---|
| NQ m³/s | 0.119 | am 7.11.1999 | 0.119 | 0.124 | 0.124 | am 29.06.2000 |
| MQ m³/s | 1.56 | | 2.78 | 0.344 | 1.37 | |
| HQ m³/s | 17.6 | am 30.01.2000 bei W = 228 cm | 17.6 | 2.60 | 17.6 | am 30.01.2000 bei W = 228 cm |
| Nq l/(skm²) | 0.738 | | 0.738 | 0.767 | 0.767 | |
| Mq l/(skm²) | 9.66 | | 17.3 | 2.13 | 8.47 | |
| Hq l/(skm²) | 109 | | 109 | 16.1 | 109 | |
| $h_N$ mm | 854 | | 444 | 410 | 789 | |
| $h_A$ mm | 305 | | 271 | 34 | 268 | |
| | 1957/2000 (*) 44 Jahre | | | | 1957/2000 | |
| NQ m³/s | 0.024 | am 25.07.1959 | 0.041 | 0.024 | 0.024 | am 25.07.1959 |
| MNQ m³/s | 0.112 | | 0.280 | 0.119 | 0.118 | |
| MQ m³/s | 1.54 | | 2.36 | 0.723 | 1.53 | |
| MHQ m³/s | 20.7 | | 19.5 | 10.8 | 20.9 | |
| HQ m³/s | 33.1 | am 23.02.1970 bei W = 307 cm | 33.1 | 28.6 | 33.1 | am 23.02.1970 bei W = 307 cm |
| $HQ_1$ m³/s | 19.6 | | | | | |
| $HQ_5$ m³/s | 26.5 | | | | | |
| MNq l/(skm²) | 0.697 | | 1.74 | 0.736 | 0.733 | |
| Mq l/(skm²) | 9.53 | | 14.7 | 4.49 | 9.48 | |
| MHq l/(skm²) | 128 | | 121 | 67.2 | 130 | |
| $Mh_N$ mm | 764 | | 362 | 403 | 765 | |
| $Mh_A$ mm | 301 | | 229 | 71 | 299 | |

## Extremwerte

| | Niedrigwasser (n) m³/s | l/(skm²) | Datum | Hochwasser m³/s | l/(skm²) | cm | Datum |
|---|---|---|---|---|---|---|---|
| 1 | 0.024 | 0.152 | 25.07.1959 | 33.1 | 205 | 307 | 23.02.1970 |
| 2 | 0.035 | 0.215 | 28.07.1964 | 32.1 | 199 | 303 | 16.03.1994 |
| 3 | 0.045 | 0.280 | 16.08.1963 | 31.4 | 195 | 327 | 5.12.1960 |
| 4 | 0.049 | 0.302 | 9.07.1957 | 30.8 | 191 | 300 | 31.12.1986 |
| 5 | 0.060 | 0.372 | 13.09.1999 | 29.6 | 184 | 297 | 29.01.1993 |
| 6 | 0.063 | 0.389 | 22.08.1973 | 28.6 | 178 | 305 | 30.05.1984 |
| 7 | 0.064 | 0.399 | 24.08.1976 | 27.7 | 172 | 292 | 12.01.1993 |
| 8 | 0.067 | 0.415 | 30.08.1975 | 27.7 | 172 | 292 | 19.12.1988 |
| 9 | 0.072 | 0.444 | 12.09.1989 | 27.4 | 170 | 291 | 14.03.1992 |
| 10 | 0.080 | 0.496 | 18.09.1997 | 26.8 | 166 | 282 | 29.10.1998 |

## Dauertabelle

| Unterschreitungsdauer in Tagen | Unterschrittene Abflüsse m³/s: Abflussjahr (*) 2000 | Kalenderjahr 2000 | 1957/2000 44 Kalenderjahre Obere Hüllkurve | Mittlere Werte | Untere Hüllkurve |
|---|---|---|---|---|---|
| 364 | 14.9 | 14.9 | 31.5 | 17.5 | 6.51 |
| 363 | 12.6 | 12.6 | 29.0 | 14.5 | 3.56 |
| 362 | 10.5 | 10.5 | 23.5 | 12.9 | 2.93 |
| 361 | 9.93 | 9.93 | 20.3 | 11.7 | 2.56 |
| 360 | 9.62 | 9.62 | 18.8 | 10.8 | 2.42 |
| 359 | 9.49 | 9.36 | 17.7 | 10.2 | 2.34 |
| 358 | 9.36 | 9.22 | 16.5 | 9.61 | 2.33 |
| 357 | 9.22 | 8.38 | 15.5 | 9.16 | 2.25 |
| 356 | 8.38 | 7.63 | 14.8 | 8.65 | 2.15 |
| 350 | 6.88 | 6.55 | 11.4 | 6.79 | 1.70 |
| 340 | 5.63 | 5.10 | 8.58 | 5.22 | 1.30 |
| 330 | 4.56 | 4.07 | 7.43 | 4.00 | 1.03 |
| 320 | 3.91 | 3.44 | 6.15 | 3.30 | 0.740 |
| 300 | 3.23 | 2.62 | 4.82 | 2.40 | 0.571 |
| 270 | 1.94 | 1.33 | 3.19 | 1.59 | 0.381 |
| 240 | 1.04 | 0.807 | 2.38 | 1.10 | 0.268 |
| 210 | 0.600 | 0.531 | 1.85 | 0.793 | 0.146 |
| 183 | 0.460 | 0.432 | 1.28 | 0.614 | 0.118 |
| 150 | 0.347 | 0.337 | 1.01 | 0.449 | 0.102 |
| 130 | 0.308 | 0.292 | 0.879 | 0.364 | 0.089 |
| 120 | 0.284 | 0.274 | 0.847 | 0.330 | 0.084 |
| 110 | 0.267 | 0.267 | 0.812 | 0.300 | 0.080 |
| 100 | 0.251 | 0.258 | 0.779 | 0.273 | 0.075 |
| 90 | 0.239 | 0.243 | 0.753 | 0.247 | 0.075 |
| 80 | 0.230 | 0.235 | 0.711 | 0.228 | 0.071 |
| 70 | 0.216 | 0.228 | 0.687 | 0.206 | 0.061 |
| 60 | 0.206 | 0.216 | 0.664 | 0.188 | 0.057 |
| 50 | 0.199 | 0.209 | 0.639 | 0.171 | 0.053 |
| 40 | 0.184 | 0.199 | 0.591 | 0.152 | 0.048 |
| 30 | 0.169 | 0.194 | 0.539 | 0.136 | 0.046 |
| 25 | 0.169 | 0.183 | 0.494 | 0.126 | 0.043 |
| 20 | 0.154 | 0.173 | 0.464 | 0.119 | 0.039 |
| 15 | 0.148 | 0.169 | 0.451 | 0.105 | 0.038 |
| 10 | 0.144 | 0.160 | 0.431 | 0.092 | 0.037 |
| 9 | 0.144 | 0.153 | 0.431 | 0.086 | 0.036 |
| 8 | 0.144 | 0.150 | 0.428 | 0.084 | 0.034 |
| 7 | 0.143 | 0.148 | 0.428 | 0.079 | 0.034 |
| 6 | 0.143 | 0.147 | 0.417 | 0.075 | 0.034 |
| 5 | 0.143 | 0.144 | 0.409 | 0.072 | 0.034 |
| 4 | 0.132 | 0.144 | 0.409 | 0.065 | 0.033 |
| 3 | 0.129 | 0.143 | 0.385 | 0.057 | 0.033 |
| 2 | 0.124 | 0.143 | 0.363 | 0.052 | 0.033 |
| 1 | 0.124 | 0.143 | 0.362 | 0.045 | 0.033 |
| 0 | 0.119 | 0.124 | 0.361 | 0.024 | 0.024 |

(*) Abflussjahr: 1.11. des Vorjahres bis 31.10.

$A_{Eo}$ : 152.80 km²
PNP : NN+ 37.81 m
Lage : 22.28 km oberhalb der Mündung rechts

Q
m³/s

Pegel : Hopsten Nr. 3445900000100
Gewässer : Hopstener Aa
Gebiet : Ems

## Tageswerte

| Tag | 1999 Nov | 1999 Dez | 2000 Jan | Feb | Mrz | Apr | Mai | Jun | Jul | Aug | Sep | Okt | Nov | Dez |
|---|---|---|---|---|---|---|---|---|---|---|---|---|---|---|
| 1. | 0.335 | 0.692 | 1.94 | 3.50 | 3.87 | 1.99 | 0.720 | 0.171 | 0.044 | 1.80 | 0.605 | 0.720 | 1.00 | 0.777 |
| 2. | 0.340 | 0.692 | 1.75 | 3.16 | 3.44 | 2.07 | 0.738 | 0.154 | 0.044 | 3.17 | 0.613 | 1.29 | 1.50 | 0.738 |
| 3. | 0.349 | 0.742 | 1.61 | 2.74 | 6.42 | 1.88 | 0.717 | 0.143 | 0.057 | 2.66 | 0.627 | 1.09 | 1.58 | 0.699 |
| 4. | 0.355 | 1.03 | 2.78 | 2.24 | 5.24 | 1.75 | 0.678 | 0.354 | 0.921 | 1.73 | 0.727 | 0.810 | 1.25 | 0.661 |
| 5. | 0.349 | 0.853 | 4.07 | 2.29 | 3.48 | 1.69 | 0.638 | 0.356 | 1.45 | 1.06 | 0.682 | 0.817 | 1.04 | 0.628 |
| 6. | 0.349 | 0.837 | 2.69 | 1.98 | 3.00 | 1.46 | 0.572 | 1.16 | 1.89 | 0.708 | 0.644 | 0.798 | 0.964 | 0.614 |
| 7. | 0.364 | 1.26 | 2.43 | 2.17 | 2.66 | 1.36 | 0.524 | 0.815 | 0.854 | 0.552 | 1.41 | 0.733 | 0.894 | 0.712 |
| 8. | 0.424 | 2.07 | 2.06 | 2.67 | 3.20 | 1.28 | 0.509 | 0.679 | 0.514 | 0.492 | 1.25 | 0.692 | 0.799 | 0.780 |
| 9. | 0.420 | 1.78 | 1.73 | 3.62 | 7.84 | 1.20 | 0.483 | 0.419 | 0.385 | 0.559 | 1.14 | 0.717 | 0.759 | 0.743 |
| 10. | 0.430 | 1.57 | 1.52 | 2.54 | 5.58 | 1.16 | 0.444 | 0.287 | 0.349 | 0.487 | 1.19 | 0.798 | 0.726 | 0.732 |
| 11. | 0.424 | 1.61 | 1.45 | 3.05 | 5.16 | 1.10 | 0.356 | 0.204 | 0.349 | 0.425 | 1.06 | 0.892 | 0.705 | 1.12 |
| 12. | 0.398 | 4.18 | 1.38 | 2.42 | 4.16 | 1.09 | 0.316 | 0.141 | 0.349 | 0.356 | 0.904 | 1.08 | 0.760 | 1.62 |
| 13. | 0.349 | 4.11 | 1.32 | 3.29 | 3.42 | 1.19 | 0.270 | 0.116 | 0.302 | 0.262 | 0.684 | 0.832 | 1.17 | 1.73 |
| 14. | 0.349 | 4.26 | 1.25 | 2.97 | 3.54 | 1.88 | 0.225 | 0.094 | 0.321 | 0.200 | 0.557 | 0.798 | 1.16 | 1.23 |
| 15. | 0.349 | 3.52 | 1.19 | 3.01 | 4.21 | 2.12 | 0.227 | 0.094 | 0.596 | 0.166 | 0.511 | 0.798 | 0.934 | 1.23 |
| 16. | 0.349 | 2.38 | 1.15 | 3.56 | 4.01 | 1.79 | 0.228 | 0.094 | 1.24 | 0.169 | 1.01 | 0.798 | 0.872 | 1.43 |
| 17. | 0.349 | 2.07 | 1.15 | 4.08 | 3.26 | 1.46 | 0.233 | 0.081 | 0.829 | 0.918 | 1.84 | 0.733 | 0.833 | 1.15 |
| 18. | 0.408 | 2.59 | 1.15 | 4.73 | 3.19 | 1.07 | 0.253 | 0.066 | 0.581 | 0.753 | 1.81 | 0.692 | 0.801 | 0.991 |
| 19. | 0.595 | 1.95 | 1.15 | 5.18 | 2.90 | 0.486 | 0.263 | 0.066 | 0.390 | 0.466 | 1.34 | 0.692 | 0.798 | 0.925 |
| 20. | 0.595 | 1.64 | 1.15 | 4.16 | 2.53 | 1.26 | 0.272 | 0.054 | 0.305 | 0.453 | 0.901 | 0.724 | 0.798 | 0.859 |
| 21. | 0.567 | 1.55 | 1.20 | 3.12 | 2.35 | 1.07 | 0.281 | 0.043 | 0.212 | 1.67 | 0.799 | 0.798 | 0.798 | 0.793 |
| 22. | 0.576 | 1.41 | 1.65 | 2.86 | 2.21 | 0.910 | 0.281 | 0.034 | 0.173 | 1.50 | 0.798 | 0.763 | 0.799 | 0.727 |
| 23. | 1.27 | 1.96 | 1.98 | 2.59 | 1.96 | 1.39 | 0.279 | 0.044 | 0.158 | 0.816 | 0.656 | 0.692 | 0.799 | 0.713 |
| 24. | 1.03 | 2.75 | 1.46 | 2.73 | 1.84 | 1.63 | 0.370 | 0.065 | 0.130 | 0.549 | 0.508 | 0.692 | 0.799 | 0.645 |
| 25. | 0.828 | 3.73 | 1.24 | 5.38 | 2.18 | 1.43 | 0.835 | 0.155 | 0.757 | 0.450 | 0.611 | 0.692 | 0.799 | 0.693 |
| 26. | 0.798 | 4.06 | 1.16 | 4.40 | 3.16 | 1.22 | 0.728 | 0.115 | 3.59 | 0.366 | 1.10 | 0.692 | 0.799 | 0.694 |
| 27. | 0.798 | 5.64 | 1.16 | 3.17 | 3.71 | 0.953 | 0.302 | 0.094 | 1.25 | 0.578 | 1.28 | 0.807 | 0.799 | 0.696 |
| 28. | 0.798 | 3.74 | 1.16 | 2.96 | 3.07 | 0.820 | 0.266 | 0.071 | 2.08 | 2.85 | 1.16 | 1.23 | 0.805 | 0.697 |
| 29. | 0.798 | 2.79 | 2.92 | 3.00 | 2.56 | 0.737 | 0.242 | 0.066 | 2.86 | 1.71 | 1.24 | 1.13 | 0.820 | 0.699 |
| 30. | 0.728 | 2.50 | 6.14 | | 2.37 | 0.701 | 0.218 | 0.057 | 1.46 | 1.03 | 1.29 | 1.04 | 0.813 | 0.747 |
| 31. | | 2.11 | 4.67 | | 2.12 | | 0.195 | | 3.52 | 0.722 | | 1.15 | | 0.798 |
| Tag | 1. | 1. | 16. | 6. | 24. | 19. | 31. | 22. | 1. | 15. | 24. | 8. | 11. | 6. |
| NQ | 0.335 | 0.692 | 1.15 | 1.98 | 1.84 | 0.486 | 0.195 | 0.034 | 0.044 | 0.166 | 0.508 | 0.692 | 0.705 | 0.614 |
| MQ | 0.536 | 2.33 | 1.93 | 3.23 | 3.50 | 1.34 | 0.408 | 0.210 | 0.902 | 0.956 | 0.965 | 0.845 | 0.912 | 0.879 |
| HQ | 1.42 | 6.31 | 8.40 | 7.09 | 11.3 | 2.20 | 0.922 | 1.40 | 4.96 | 4.50 | 2.22 | 1.55 | 1.68 | 2.06 |
| Tag | 23. | 27. | 30. | 25. | 9. | 14. | 26. | 6. | 26. | 2. | 30. | 2. | 2. | 13. |
| $h_N$ mm | 47 | 134 | 78 | 95 | 92 | 41 | 47 | 58 | 161 | 79 | 78 | 63 | 41 | 56 |
| $h_A$ mm | 9 | 41 | 34 | 53 | 61 | 23 | 7 | 4 | 16 | 17 | 16 | 15 | 15 | 15 |

## Hauptwerte

| | 1972/1999 | | 1973/2000 28 Kalenderjahre | | | | | | | | | | | |
|---|---|---|---|---|---|---|---|---|---|---|---|---|---|---|
| Jahr | 1972 | 1995 | 1996 | 1996 | 1996 | 1996 | 2000 | 2000 | 1976 | 1976 | 1976 | 1976 | 1976 | 1995 |
| NQ | 0.055 | 0.245 | 0.283 | 0.437 | 0.377 | 0.189 | 0.195 | 0.034 | 0.013 | 0.013 | 0.031 | 0.067 | 0.159 | 0.245 |
| MNQ | 0.568 | 0.728 | 1.03 | 1.03 | 1.00 | 0.737 | 0.490 | 0.328 | 0.242 | 0.240 | 0.259 | 0.390 | 0.592 | 0.734 |
| MQ | 1.37 | 1.92 | 2.42 | 1.96 | 2.11 | 1.44 | 0.887 | 0.743 | 0.761 | 0.643 | 0.686 | 0.931 | 1.35 | 1.92 |
| MHQ | 4.77 | 6.97 | 8.03 | 6.27 | 7.55 | 4.05 | 2.44 | 3.15 | 3.61 | 2.50 | 2.34 | 4.15 | 4.67 | 6.98 |
| HQ | 14.1 | 16.8 | 16.6 | 13.7 | 16.0 | 12.7 | 6.61 | 24.2 | 25.3 | 9.81 | 11.9 | 22.4 | 14.1 | 16.8 |
| Jahr | 1990 | 1986 | 1987 | 1984 | 1981 | 1994 | 1983 | 1981 | 1981 | 1987 | 1993 | 1998 | 1990 | 1986 |
| $Mh_N$ mm | 68 | 78 | 74 | 49 | 69 | 44 | 56 | 75 | 72 | 65 | 68 | 65 | 67 | 80 |
| $Mh_A$ mm | 23 | 34 | 43 | 31 | 37 | 24 | 16 | 13 | 13 | 11 | 12 | 16 | 23 | 34 |

| | Abflussjahr (*) 2000 Jahr | Datum | Winter | Sommer | Kalenderjahr 2000 Jahr | Datum |
|---|---|---|---|---|---|---|
| NQ m³/s | 0.034 | am 22.06.2000 | 0.335 | 0.034 | 0.034 | am 22.06.2000 |
| MQ m³/s | 1.43 | | 2.14 | 0.716 | 1.33 | |
| HQ m³/s | 11.3 | am 9.03.2000 bei W = 115 cm | 11.3 | 4.96 | 11.3 | am 9.03.2000 bei W = 115 cm |
| Nq l/(skm²) | 0.224 | | 2.19 | 0.224 | 0.224 | |
| Mq l/(skm²) | 9.33 | | 14.0 | 4.68 | 8.73 | |
| Hq l/(skm²) | 74.2 | | 74.2 | 32.5 | 74.2 | |
| $h_N$ mm | 973 | | 487 | 486 | 889 | |
| $h_A$ mm | 295 | | 221 | 74 | 276 | |

| | 1973/2000 (*) 28 Jahre | | | | 1973/2000 | |
|---|---|---|---|---|---|---|
| NQ m³/s | 0.013 | am 9.07.1976 | 0.055 | 0.013 | 0.013 | am 9.07.1976 |
| MNQ m³/s | 0.145 | | 0.459 | 0.147 | 0.147 | |
| MQ m³/s | 1.32 | | 1.88 | 0.776 | 1.32 | |
| MHQ m³/s | 12.3 | | 11.4 | 6.84 | 12.3 | |
| HQ m³/s | 25.3 | am 1.07.1981 bei W = 178 cm | 16.8 | 25.3 | 25.3 | am 1.07.1981 bei W = 178 cm |
| $HQ_1$ m³/s | 11.1 | | | | | |
| $HQ_5$ m³/s | 16.0 | | | | | |
| MNq l/(skm²) | 0.949 | | 3.00 | 0.961 | 0.961 | |
| Mq l/(skm²) | 8.65 | | 12.3 | 5.08 | 8.64 | |
| MHq l/(skm²) | 80.6 | | 74.7 | 44.8 | 80.6 | |
| $Mh_N$ mm | 783 | | 383 | 401 | 784 | |
| $Mh_A$ mm | 273 | | 192 | 81 | 273 | |

## Extremwerte

| | Niedrigwasser (n) m³/s | l/(skm²) | Datum | Hochwasser m³/s | l/(skm²) | cm | Datum |
|---|---|---|---|---|---|---|---|
| 1 | 0.013 | 0.085 | 9.07.1976 | 25.3 | 166 | 178 | 1.07.1981 |
| 2 | 0.026 | 0.170 | 18.08.1973 | 22.4 | 147 | 170 | 29.10.1998 |
| 3 | 0.034 | 0.224 | 22.06.2000 | 16.8 | 110 | 148 | 31.12.1986 |
| 4 | 0.051 | 0.337 | 20.08.1995 | 16.4 | 108 | 146 | 28.01.1994 |
| 5 | 0.055 | 0.359 | 1.11.1972 | 16.0 | 105 | 144 | 4.10.1993 |
| 6 | 0.066 | 0.433 | 14.09.1991 | 16.0 | 104 | 146 | 12.03.1981 |
| 7 | 0.084 | 0.547 | 30.08.1983 | 15.5 | 101 | 141 | 31.12.1993 |
| 8 | 0.094 | 0.615 | 5.08.1982 | 14.2 | 93.2 | 134 | 19.03.1994 |
| 9 | 0.094 | 0.615 | 6.08.1996 | 14.1 | 92.2 | 133 | 17.11.1990 |
| 10 | 0.107 | 0.698 | 23.08.1989 | 13.7 | 89.9 | 130 | 7.02.1984 |

## Dauertabelle

| Unterschreitungsdauer in Tagen | Unterschrittene Abflüsse m³/s: Abflussjahr (*) 2000 | Kalenderjahr 2000 | 1973/2000 28 Kalenderjahre Obere Hüllkurve | Mittlere Werte | Untere Hüllkurve |
|---|---|---|---|---|---|
| 364 | 7.84 | 7.84 | 22.1 | 9.45 | 4.34 |
| 363 | 6.42 | 6.42 | 19.9 | 8.00 | 4.02 |
| 362 | 6.14 | 6.14 | 15.0 | 7.25 | 3.49 |
| 361 | 5.64 | 5.58 | 12.6 | 6.70 | 2.93 |
| 360 | 5.58 | 5.38 | 10.6 | 6.21 | 2.88 |
| 359 | 5.38 | 5.24 | 9.63 | 5.87 | 2.83 |
| 358 | 5.24 | 5.18 | 9.17 | 5.62 | 2.53 |
| 357 | 5.18 | 5.16 | 9.00 | 5.39 | 2.37 |
| 356 | 5.16 | 4.73 | 8.80 | 5.16 | 2.32 |
| 350 | 4.18 | 4.08 | 7.46 | 4.29 | 1.96 |
| 340 | 3.73 | 3.50 | 6.47 | 3.51 | 1.64 |
| 330 | 3.44 | 3.16 | 5.62 | 3.02 | 1.47 |
| 320 | 3.12 | 2.92 | 4.65 | 2.66 | 1.27 |
| 300 | 2.66 | 2.29 | 3.88 | 2.15 | 0.968 |
| 270 | 1.96 | 1.67 | 2.94 | 1.60 | 0.714 |
| 240 | 1.46 | 1.25 | 2.51 | 1.27 | 0.530 |
| 210 | 1.19 | 1.13 | 2.15 | 1.03 | 0.380 |
| 183 | 1.03 | 0.892 | 1.76 | 0.860 | 0.336 |
| 150 | 0.798 | 0.798 | 1.42 | 0.689 | 0.248 |
| 130 | 0.701 | 0.728 | 1.28 | 0.582 | 0.190 |
| 120 | 0.684 | 0.713 | 1.17 | 0.530 | 0.180 |
| 110 | 0.605 | 0.693 | 1.15 | 0.506 | 0.142 |
| 100 | 0.557 | 0.679 | 1.09 | 0.463 | 0.136 |
| 90 | 0.486 | 0.613 | 1.02 | 0.424 | 0.119 |
| 80 | 0.420 | 0.549 | 0.969 | 0.389 | 0.097 |
| 70 | 0.356 | 0.466 | 0.910 | 0.353 | 0.097 |
| 60 | 0.349 | 0.356 | 0.910 | 0.323 | 0.077 |
| 50 | 0.302 | 0.302 | 0.817 | 0.284 | 0.067 |
| 40 | 0.262 | 0.262 | 0.777 | 0.247 | 0.067 |
| 30 | 0.200 | 0.200 | 0.692 | 0.212 | 0.057 |
| 25 | 0.166 | 0.166 | 0.595 | 0.182 | 0.046 |
| 20 | 0.141 | 0.141 | 0.595 | 0.169 | 0.043 |
| 15 | 0.094 | 0.094 | 0.506 | 0.136 | 0.033 |
| 10 | 0.066 | 0.066 | 0.424 | 0.130 | 0.026 |
| 9 | 0.066 | 0.066 | 0.424 | 0.130 | 0.026 |
| 8 | 0.066 | 0.066 | 0.424 | 0.121 | 0.026 |
| 7 | 0.065 | 0.065 | 0.424 | 0.107 | 0.026 |
| 6 | 0.057 | 0.057 | 0.424 | 0.094 | 0.024 |
| 5 | 0.057 | 0.057 | 0.424 | 0.085 | 0.023 |
| 4 | 0.054 | 0.054 | 0.424 | 0.067 | 0.020 |
| 3 | 0.044 | 0.044 | 0.412 | 0.067 | 0.013 |
| 2 | 0.044 | 0.044 | 0.388 | 0.051 | 0.013 |
| 1 | 0.044 | 0.044 | 0.387 | 0.043 | 0.013 |
| 0 | 0.034 | 0.034 | 0.387 | 0.013 | 0.013 |

(*) Abflussjahr: 1.11. des Vorjahres bis 31.10.

$A_{Eo}$ : 34.12 km²
PNP : NN+ 62.12 m
Lage : 17.50 km oberhalb der Mündung links

# Q
m³/s

Pegel : Lehen II Nr. 3448310000600
Gewässer : Ibbenbürene Aa
Gebiet : Ems

## Tageswerte

| Tag | 1999 Nov | 1999 Dez | 2000 Jan | Feb | Mrz | Apr | Mai | Jun | Jul | Aug | Sep | Okt | Nov | Dez |
|---|---|---|---|---|---|---|---|---|---|---|---|---|---|---|
| 1. | 0.133 | 0.129 | 0.337 | 1.08 | 0.969 | 0.406 | 0.183 | 0.101 | 0.057 | 0.210 | 0.100 | 0.309 | 0.299 | 0.135 |
| 2. | 0.111 | 0.165 | 0.311 | 0.891 | 0.693 | 0.408 | 0.162 | 0.090 | 0.057 | 0.809 | 0.108 | 0.344 | 0.311 | 0.134 |
| 3. | 0.087 | 0.221 | 0.312 | 0.592 | 1.98 | 0.363 | 0.150 | 0.086 | 0.097 | 0.294 | 0.137 | 0.203 | 0.273 | 0.135 |
| 4. | 0.087 | 0.208 | 1.49 | 0.453 | 1.19 | 0.324 | 0.131 | 0.403 | 0.100 | 0.183 | 0.137 | 0.160 | 0.199 | 0.143 |
| 5. | 0.091 | 0.185 | 1.69 | 0.484 | 0.767 | 0.296 | 0.113 | 0.237 | 0.887 | 0.143 | 0.133 | 0.132 | 0.191 | 0.151 |
| 6. | 0.103 | 0.180 | 0.761 | 0.385 | 0.601 | 0.272 | 0.103 | 0.259 | 0.221 | 0.125 | 0.232 | 0.162 | 0.181 | 0.166 |
| 7. | 0.097 | 0.545 | 0.618 | 0.451 | 0.521 | 0.233 | 0.100 | 0.433 | 0.080 | 0.108 | 0.271 | 0.135 | 0.171 | 0.167 |
| 8. | 0.087 | 0.926 | 0.446 | 0.772 | 1.12 | 0.233 | 0.116 | 0.189 | 0.071 | 0.108 | 0.233 | 0.154 | 0.161 | 0.174 |
| 9. | 0.087 | 0.551 | 0.370 | 0.894 | 3.37 | 0.233 | 0.108 | 0.116 | 0.071 | 0.108 | 0.265 | 0.204 | 0.151 | 0.183 |
| 10. | 0.087 | 0.471 | 0.302 | 0.617 | 1.58 | 0.233 | 0.108 | 0.133 | 0.210 | 0.098 | 0.221 | 0.191 | 0.141 | 0.212 |
| 11. | 0.087 | 0.605 | 0.274 | 0.707 | 1.61 | 0.233 | 0.119 | 0.123 | 0.169 | 0.084 | 0.165 | 0.336 | 0.131 | 0.408 |
| 12. | 0.087 | 2.26 | 0.245 | 0.547 | 0.988 | 0.262 | 0.087 | 0.114 | 0.113 | 0.078 | 0.162 | 0.234 | 0.148 | 0.517 |
| 13. | 0.087 | 1.52 | 0.217 | 0.661 | 0.678 | 0.466 | 0.087 | 0.087 | 0.146 | 0.073 | 0.162 | 0.194 | 0.292 | 0.437 |
| 14. | 0.087 | 1.24 | 0.196 | 0.445 | 1.07 | 0.499 | 0.087 | 0.097 | 0.367 | 0.076 | 0.162 | 0.162 | 0.210 | 0.410 |
| 15. | 0.087 | 0.819 | 0.196 | 0.686 | 1.09 | 0.517 | 0.087 | 0.115 | 0.765 | 0.068 | 0.152 | 0.162 | 0.185 | 0.353 |
| 16. | 0.087 | 0.472 | 0.196 | 0.973 | 0.926 | 0.407 | 0.087 | 0.107 | 0.541 | 0.081 | 0.689 | 0.151 | 0.164 | 0.327 |
| 17. | 0.091 | 0.472 | 0.206 | 0.927 | 0.610 | 0.341 | 0.145 | 0.087 | 0.255 | 0.126 | 0.282 | 0.165 | 0.163 | 0.261 |
| 18. | 0.146 | 0.519 | 0.233 | 1.16 | 0.526 | 0.317 | 0.116 | 0.087 | 0.165 | 0.071 | 0.254 | 0.166 | 0.163 | 0.205 |
| 19. | 0.148 | 0.398 | 0.204 | 1.35 | 0.426 | 0.314 | 0.095 | 0.092 | 0.158 | 0.071 | 0.224 | 0.162 | 0.163 | 0.180 |
| 20. | 0.133 | 0.308 | 0.196 | 1.09 | 0.391 | 0.274 | 0.099 | 0.087 | 0.122 | 0.123 | 0.193 | 0.162 | 0.141 | 0.162 |
| 21. | 0.133 | 0.233 | 0.247 | 0.613 | 0.411 | 0.271 | 0.095 | 0.103 | 0.087 | 0.331 | 0.166 | 0.162 | 0.133 | 0.144 |
| 22. | 0.286 | 0.210 | 0.711 | 0.517 | 0.364 | 0.233 | 0.114 | 0.227 | 0.087 | 0.118 | 0.150 | 0.148 | 0.133 | 0.134 |
| 23. | 0.561 | 0.634 | 0.614 | 0.445 | 0.336 | 0.281 | 0.098 | 0.157 | 0.087 | 0.107 | 0.127 | 0.135 | 0.133 | 0.142 |
| 24. | 0.276 | 0.617 | 0.325 | 0.660 | 0.340 | 0.298 | 0.121 | 0.519 | 0.085 | 0.096 | 0.108 | 0.168 | 0.133 | 0.143 |
| 25. | 0.214 | 1.09 | 0.248 | 2.28 | 0.379 | 0.263 | 0.237 | 0.209 | 0.756 | 0.083 | 0.237 | 0.162 | 0.133 | 0.133 |
| 26. | 0.190 | 1.39 | 0.233 | 1.28 | 0.665 | 0.233 | 0.122 | 0.186 | 0.850 | 0.071 | 0.196 | 0.155 | 0.133 | 0.133 |
| 27. | 0.162 | 2.04 | 0.233 | 0.764 | 1.11 | 0.233 | 0.104 | 0.161 | 0.314 | 0.464 | 0.169 | 0.245 | 0.133 | 0.136 |
| 28. | 0.147 | 0.979 | 0.233 | 0.687 | 0.689 | 0.228 | 0.105 | 0.119 | 1.42 | 0.155 | 0.162 | 0.398 | 0.186 | 0.133 |
| 29. | 0.133 | 0.542 | 1.73 | 0.647 | 0.533 | 0.233 | 0.119 | 0.057 | 0.804 | 0.124 | 0.145 | 0.275 | 0.172 | 0.133 |
| 30. | 0.114 | 0.418 | 2.28 | | 0.448 | 0.217 | 0.110 | 0.057 | 0.443 | 0.112 | 0.133 | 0.260 | 0.146 | 0.133 |
| 31. | | 0.336 | 1.82 | | 0.410 | | 0.121 | | 0.338 | 0.105 | | 0.253 | | 0.133 |
| Tag | 3. | 1. | 14. | 6. | 23. | 30. | 12. | 29. | 2. | 15. | 1. | 5. | 11. | 29. |
| NQ | 0.087 | 0.129 | 0.196 | 0.385 | 0.336 | 0.217 | 0.087 | 0.057 | 0.057 | 0.068 | 0.100 | 0.132 | 0.131 | 0.133 |
| MQ | 0.141 | 0.667 | 0.564 | 0.795 | 0.864 | 0.304 | 0.117 | 0.161 | 0.320 | 0.155 | 0.196 | 0.202 | 0.176 | 0.205 |
| HQ | 0.808 | 3.39 | 4.48 | 2.95 | 7.12 | 1.18 | 0.411 | 1.73 | 2.55 | 1.99 | 2.28 | 1.05 | 0.758 | 0.686 |
| Tag | 22. | 12. | 29. | 25. | 9. | 13. | 24. | 4. | 25. | 27. | 16. | 1. | 1. | 11. |
| $h_N$ mm | | | | | | | | | | | | | | |
| $h_A$ mm | 11 | 52 | 44 | 58 | 68 | 23 | 9 | 12 | 25 | 12 | 15 | 16 | 13 | 16 |

## Hauptwerte

| | 1977/1999 | | 1978/2000 23 Kalenderjahre | | | | | | | | | | | |
|---|---|---|---|---|---|---|---|---|---|---|---|---|---|---|
| Jahr | 1997 | 1995 | 1996 | 1996 | 1996 | 1996 | 1996 | 1980 | 1996 | 1996 | 1997 | 1997 | 1997 | 1995 |
| NQ | 0.058 | 0.067 | 0.053 | 0.040 | 0.087 | 0.071 | 0.057 | 0.055 | 0.039 | 0.034 | 0.048 | 0.052 | 0.058 | 0.067 |
| MNQ | 0.144 | 0.181 | 0.229 | 0.217 | 0.245 | 0.205 | 0.126 | 0.091 | 0.085 | 0.074 | 0.090 | 0.124 | 0.142 | 0.179 |
| MQ | 0.399 | 0.574 | 0.647 | 0.526 | 0.596 | 0.372 | 0.249 | 0.205 | 0.200 | 0.145 | 0.198 | 0.298 | 0.385 | 0.569 |
| MHQ | 2.18 | 3.30 | 2.88 | 2.70 | 3.31 | 1.32 | 1.19 | 2.04 | 1.43 | 1.46 | 1.48 | 2.24 | 2.16 | 3.29 |
| HQ | 8.14 | 7.72 | 5.66 | 6.74 | 8.48 | 4.41 | 3.46 | 16.6 | 2.55 | 5.09 | 5.92 | 10.2 | 8.14 | 7.72 |
| Jahr | 1998 | 1986 | 1991 | 1990 | 1992 | 1998 | 1984 | 1981 | 2000 | 1996 | 1993 | 1993 | 1998 | 1986 |
| $Mh_N$ mm | | | | | | | | | | | | | | |
| $Mh_A$ mm | 30 | 45 | 51 | 38 | 47 | 28 | 20 | 16 | 16 | 11 | 15 | 23 | 29 | 45 |

| | | Abflussjahr (*) 2000 Jahr | Datum | Winter | Sommer | Kalenderjahr 2000 Jahr | Datum |
|---|---|---|---|---|---|---|---|
| NQ | m³/s | 0.057 | am 2.07.2000 | 0.087 | 0.057 | 0.057 | am 2.07.2000 |
| MQ | m³/s | 0.373 | | 0.557 | 0.192 | 0.337 | |
| HQ | m³/s | 7.12 | am 9.03.2000 bei W = 119 cm | 7.12 | 2.55 | 7.12 | am 9.03.2000 bei W = 119 cm |
| Nq | l/(skm²) | 1.66 | | 2.55 | 1.66 | 1.66 | |
| Mq | l/(skm²) | 10.9 | | 16.3 | 5.63 | 9.88 | |
| Hq | l/(skm²) | 209 | | 209 | 74.9 | 209 | |
| $h_N$ | mm | | | | | | |
| $h_A$ | mm | 346 | | 257 | 89 | 312 | |

| | | 1978/2000 (*) 23 Jahre | | | | 1978/2000 | |
|---|---|---|---|---|---|---|---|
| NQ | m³/s | 0.034 | am 6.08.1996 | 0.040 | 0.034 | 0.034 | am 6.08.1996 |
| MNQ | m³/s | 0.064 | | 0.119 | 0.065 | 0.064 | |
| MQ | m³/s | 0.367 | | 0.521 | 0.216 | 0.366 | |
| MHQ | m³/s | 6.11 | | 5.08 | 3.76 | 6.14 | |
| HQ | m³/s | 16.6 | am 29.06.1981 bei W = 195 cm | 8.48 | 16.6 | 16.6 | am 29.06.1981 bei W = 195 cm |
| $HQ_1$ | m³/s | 5.10 | | | | | |
| $HQ_5$ | m³/s | 8.60 | | | | | |
| MNq | l/(skm²) | 1.87 | | 3.50 | 1.90 | 1.87 | |
| Mq | l/(skm²) | 10.8 | | 15.3 | 6.33 | 10.7 | |
| MHq | l/(skm²) | 179 | | 149 | 110 | 180 | |
| $Mh_N$ | mm | | | | | | |
| $Mh_A$ | mm | 340 | | 239 | 101 | 338 | |

## Extremwerte

| | Niedrigwasser (n) m³/s | l/(skm²) | Datum | Hochwasser m³/s | l/(skm²) | cm | Datum |
|---|---|---|---|---|---|---|---|
| 1 | 0.034 | 0.996 | 6.08.1996 | 16.6 | 485 | 195 | 29.06.1981 |
| 2 | 0.040 | 1.17 | 7.08.1992 | 10.2 | 300 | 146 | 3.10.1993 |
| 3 | 0.044 | 1.29 | 4.08.1999 | 9.42 | 276 | 140 | 28.10.1998 |
| 4 | 0.046 | 1.35 | 25.08.1997 | 8.48 | 249 | 132 | 13.03.1992 |
| 5 | 0.048 | 1.41 | 4.08.1982 | 8.14 | 239 | 129 | 1.11.1998 |
| 6 | 0.049 | 1.43 | 12.08.1995 | 7.72 | 226 | 125 | 30.12.1986 |
| 7 | 0.050 | 1.47 | 8.08.1994 | 7.52 | 220 | 123 | 19.12.1988 |
| 8 | 0.055 | 1.61 | 10.06.1980 | 7.12 | 209 | 119 | 9.03.2000 |
| 9 | 0.055 | 1.61 | 21.07.1983 | 7.03 | 206 | 118 | 9.11.1998 |
| 10 | 0.055 | 1.60 | 6.08.1991 | 6.93 | 203 | 117 | 18.03.1987 |

## Dauertabelle

| Unterschreitungsdauer in Tagen | Unterschrittene Abflüsse m³/s: Abflussjahr (*) 2000 | Kalenderjahr 2000 | 1978/2000 23 Kalenderjahre Obere Hüllkurve | Mittlere Werte | Untere Hüllkurve |
|---|---|---|---|---|---|
| 364 | 3.37 | 3.37 | 7.25 | 3.12 | 1.49 |
| 363 | 2.28 | 2.28 | 6.47 | 2.64 | 1.43 |
| 362 | 2.28 | 2.28 | 4.33 | 2.33 | 1.32 |
| 361 | 2.26 | 1.98 | 4.28 | 2.12 | 1.30 |
| 360 | 2.04 | 1.81 | 3.77 | 2.03 | 1.29 |
| 359 | 1.98 | 1.73 | 3.21 | 1.90 | 1.14 |
| 358 | 1.81 | 1.69 | 2.97 | 1.80 | 1.08 |
| 357 | 1.73 | 1.61 | 2.87 | 1.70 | 1.07 |
| 356 | 1.69 | 1.58 | 2.79 | 1.62 | 0.928 |
| 350 | 1.39 | 1.16 | 2.10 | 1.30 | 0.822 |
| 340 | 1.08 | 0.927 | 1.90 | 0.988 | 0.513 |
| 330 | 0.894 | 0.765 | 1.61 | 0.807 | 0.408 |
| 320 | 0.764 | 0.686 | 1.25 | 0.682 | 0.342 |
| 300 | 0.613 | 0.517 | 0.895 | 0.521 | 0.252 |
| 270 | 0.445 | 0.364 | 0.642 | 0.399 | 0.196 |
| 240 | 0.324 | 0.274 | 0.473 | 0.319 | 0.151 |
| 210 | 0.248 | 0.233 | 0.372 | 0.262 | 0.118 |
| 183 | 0.221 | 0.196 | 0.307 | 0.221 | 0.106 |
| 150 | 0.166 | 0.163 | 0.274 | 0.184 | 0.089 |
| 130 | 0.160 | 0.155 | 0.243 | 0.162 | 0.087 |
| 120 | 0.148 | 0.146 | 0.233 | 0.150 | 0.087 |
| 110 | 0.135 | 0.141 | 0.221 | 0.141 | 0.084 |
| 100 | 0.131 | 0.133 | 0.214 | 0.133 | 0.080 |
| 90 | 0.121 | 0.133 | 0.198 | 0.123 | 0.076 |
| 80 | 0.114 | 0.126 | 0.196 | 0.119 | 0.071 |
| 70 | 0.108 | 0.119 | 0.196 | 0.108 | 0.071 |
| 60 | 0.103 | 0.113 | 0.196 | 0.100 | 0.070 |
| 50 | 0.097 | 0.107 | 0.187 | 0.092 | 0.065 |
| 40 | 0.087 | 0.100 | 0.179 | 0.087 | 0.059 |
| 30 | 0.087 | 0.090 | 0.162 | 0.078 | 0.057 |
| 25 | 0.087 | 0.087 | 0.138 | 0.072 | 0.053 |
| 20 | 0.087 | 0.087 | 0.133 | 0.071 | 0.044 |
| 15 | 0.084 | 0.084 | 0.121 | 0.069 | 0.044 |
| 10 | 0.076 | 0.076 | 0.120 | 0.061 | 0.042 |
| 9 | 0.073 | 0.073 | 0.120 | 0.060 | 0.041 |
| 8 | 0.071 | 0.071 | 0.120 | 0.059 | 0.041 |
| 7 | 0.071 | 0.071 | 0.120 | 0.057 | 0.041 |
| 6 | 0.071 | 0.071 | 0.120 | 0.057 | 0.040 |
| 5 | 0.071 | 0.071 | 0.120 | 0.057 | 0.039 |
| 4 | 0.071 | 0.071 | 0.120 | 0.055 | 0.039 |
| 3 | 0.068 | 0.068 | 0.114 | 0.055 | 0.039 |
| 2 | 0.057 | 0.057 | 0.112 | 0.051 | 0.038 |
| 1 | 0.057 | 0.057 | 0.109 | 0.044 | 0.035 |
| 0 | 0.057 | 0.057 | 0.108 | 0.034 | 0.034 |

(*) Abflussjahr: 1.11. des Vorjahres bis 31.10.

$A_{Eo}$ : 88.66 km²
PNP : NN+ 40.05 m
Lage : 10.54 km oberhalb der Mündung links

# Q
m³/s

Pegel : Hoerstel Nr. 3448390000200
Gewässer : Hoersteler Aa
Gebiet : Ems

## Tageswerte

| Tag | 1999 Nov | 1999 Dez | 2000 Jan | Feb | Mrz | Apr | Mai | Jun | Jul | Aug | Sep | Okt | Nov | Dez |
|---|---|---|---|---|---|---|---|---|---|---|---|---|---|---|
| 1. | 0.842 | 1.09 | 1.97 | 2.78 | 2.78 | 2.21 | 1.43 | 1.23 | 0.895 | 1.40 | 1.13 | 1.21 | 1.52 | 1.17 |
| 2. | 0.965 | 1.17 | 1.85 | 2.55 | 2.39 | 2.15 | 1.45 | 1.26 | 0.920 | 2.55 | 1.23 | 1.43 | 1.68 | 1.14 |
| 3. | 0.887 | 1.38 | 1.83 | 2.23 | 3.81 | 2.11 | 1.50 | 1.32 | 1.80 | 1.62 | 1.28 | 1.10 | 1.55 | 1.10 |
| 4. | 0.860 | 1.43 | 2.89 | 1.98 | 3.01 | 2.11 | 1.45 | 1.78 | 1.76 | 1.44 | 1.15 | 0.992 | 1.35 | 1.13 |
| 5. | 0.896 | 1.30 | 3.50 | 1.98 | 2.40 | 1.90 | 1.39 | 1.50 | 2.24 | 1.38 | 0.998 | 1.05 | 1.22 | 1.15 |
| 6. | 0.896 | 1.28 | 2.53 | 1.85 | 2.16 | 1.73 | 1.32 | 1.78 | 1.70 | 1.30 | 1.21 | 1.09 | 1.26 | 1.19 |
| 7. | 0.894 | 1.75 | 2.32 | 1.97 | 2.20 | 1.69 | 1.24 | 1.69 | 1.39 | 1.25 | 1.63 | 1.00 | 1.23 | 1.20 |
| 8. | 0.833 | 2.12 | 2.06 | 2.26 | 2.82 | 1.72 | 1.34 | 1.51 | 1.29 | 1.20 | 1.28 | 1.08 | 1.21 | 1.13 |
| 9. | 0.814 | 1.97 | 1.92 | 2.64 | 5.75 | 1.72 | 1.27 | 1.30 | 1.29 | 1.18 | 1.44 | 1.12 | 1.17 | 1.12 |
| 10. | 0.909 | 1.81 | 1.74 | 2.17 | 3.90 | 1.72 | 1.29 | 1.21 | 1.33 | 1.18 | 1.33 | 1.15 | 1.25 | 1.21 |
| 11. | 0.906 | 2.05 | 1.72 | 2.29 | 3.67 | 1.72 | 1.20 | 1.18 | 1.30 | 1.14 | 1.18 | 1.60 | 1.45 | 1.64 |
| 12. | 0.842 | 3.64 | 1.72 | 2.06 | 3.17 | 1.70 | 1.15 | 1.10 | 1.19 | 1.11 | 1.18 | 1.35 | 1.18 | 1.76 |
| 13. | 0.847 | 3.29 | 1.72 | 2.20 | 2.84 | 1.86 | 1.14 | 1.13 | 1.18 | 1.01 | 1.09 | 1.20 | 1.58 | 1.61 |
| 14. | 0.866 | 3.09 | 1.71 | 1.91 | 3.18 | 2.12 | 1.09 | 1.13 | 1.50 | 1.06 | 1.04 | 1.15 | 1.35 | 1.53 |
| 15. | 0.836 | 2.48 | 1.63 | 2.23 | 3.54 | 2.05 | 1.13 | 1.18 | 1.82 | 1.12 | 0.989 | 1.15 | 1.26 | 1.55 |
| 16. | 0.845 | 1.95 | 1.65 | 2.64 | 3.26 | 1.77 | 1.11 | 1.09 | 1.80 | 1.12 | 1.55 | 1.11 | 1.24 | 1.54 |
| 17. | 0.899 | 1.95 | 1.65 | 2.69 | 2.85 | 1.72 | 1.22 | 1.03 | 1.58 | 1.43 | 1.47 | 1.07 | 1.23 | 1.37 |
| 18. | 1.10 | 1.96 | 1.61 | 2.81 | 2.74 | 1.65 | 1.23 | 1.04 | 1.32 | 0.969 | 1.30 | 1.11 | 1.24 | 1.33 |
| 19. | 1.09 | 1.75 | 1.56 | 3.01 | 2.55 | 1.50 | 1.25 | 1.02 | 1.22 | 0.989 | 1.19 | 1.05 | 1.17 | 1.26 |
| 20. | 1.05 | 1.72 | 1.53 | 2.72 | 2.44 | 1.50 | 1.19 | 0.962 | 1.15 | 1.30 | 1.10 | 1.09 | 1.12 | 1.17 |
| 21. | 0.954 | 1.64 | 1.55 | 2.22 | 2.33 | 1.46 | 1.17 | 0.927 | 1.09 | 1.85 | 1.09 | 1.07 | 1.13 | 1.13 |
| 22. | 1.35 | 1.61 | 1.91 | 2.07 | 2.25 | 1.45 | 1.39 | 1.04 | 1.04 | 1.31 | 1.05 | 1.00 | 1.22 | 1.13 |
| 23. | 1.82 | 2.04 | 1.96 | 1.96 | 2.21 | 1.71 | 1.20 | 0.943 | 0.998 | 1.15 | 0.968 | 0.998 | 1.26 | 1.15 |
| 24. | 1.36 | 2.17 | 1.63 | 2.22 | 2.24 | 1.70 | 1.33 | 1.29 | 1.02 | 1.06 | 0.915 | 1.04 | 1.20 | 1.23 |
| 25. | 1.31 | 2.77 | 1.51 | 4.18 | 2.27 | 1.52 | 1.78 | 1.03 | 1.58 | 1.06 | 1.21 | 1.01 | 1.25 | 1.14 |
| 26. | 1.29 | 3.08 | 1.44 | 3.47 | 2.91 | 1.54 | 1.42 | 0.932 | 1.98 | 1.03 | 1.26 | 1.08 | 1.24 | 1.11 |
| 27. | 1.22 | 3.82 | 1.40 | 2.60 | 3.30 | 1.64 | 1.31 | 0.911 | 1.42 | 2.03 | 1.14 | 1.31 | 1.12 | 1.17 |
| 28. | 1.14 | 3.03 | 1.42 | 2.42 | 2.83 | 1.50 | 1.29 | 0.888 | 2.27 | 1.80 | 1.13 | 1.62 | 1.31 | 1.08 |
| 29. | 1.10 | 2.40 | 2.99 | 2.36 | 2.49 | 1.50 | 1.22 | 0.896 | 1.83 | 1.27 | 1.09 | 1.46 | 1.21 | 1.06 |
| 30. | 1.17 | 2.12 | 4.44 | | 2.33 | 1.46 | 1.19 | 0.896 | 1.66 | 1.19 | 1.00 | 1.46 | 1.18 | 1.14 |
| 31. | | 1.98 | 3.44 | | 2.20 | | 1.27 | | 1.57 | 1.11 | | 1.42 | | 1.09 |
| Tag | 9. | 1. | 27. | 6. | 6. | 22. | 14. | 28. | 1. | 18. | 24. | 4. | 27. | 29. |
| NQ | 0.814 | 1.09 | 1.40 | 1.85 | 2.16 | 1.45 | 1.09 | 0.888 | 0.895 | 0.969 | 0.915 | 0.992 | 1.12 | 1.06 |
| MQ | 1.03 | 2.12 | 2.03 | 2.43 | 2.86 | 1.74 | 1.29 | 1.17 | 1.46 | 1.31 | 1.19 | 1.18 | 1.28 | 1.25 |
| HQ | 2.07 | 4.72 | 6.79 | 4.88 | 7.77 | 2.57 | 2.19 | 3.10 | 6.25 | 5.04 | 2.32 | 2.19 | 2.32 | 2.07 |
| Tag | 23. | 12. | 30. | 25. | 9. | 1. | 25. | 4. | 3. | 27. | 6. | 1. | 1. | 11. |
| $h_N$ mm | 53 | 134 | 79 | 91 | 87 | 41 | 55 | 55 | 157 | 77 | 72 | 60 | 40 | 50 |
| $h_A$ mm | 30 | 64 | 61 | 69 | 87 | 51 | 39 | 34 | 44 | 40 | 35 | 36 | 37 | 38 |

| | 1979/1999 | | 1980/2000 21 Kalenderjahre | | | | | | | | | | | |
|---|---|---|---|---|---|---|---|---|---|---|---|---|---|---|
| Jahr | 1983 | 1997 | 1996 | 1996 | 1986 | 1996 | 1996 | 1996 | 1996 | 1991 | 1991 | 1982 | 1983 | 1997 |
| NQ | 0.638 | 0.730 | 0.775 | 0.676 | 0.989 | 0.550 | 0.755 | 0.562 | 0.577 | 0.568 | 0.561 | 0.638 | 0.638 | 0.730 |
| MNQ | 1.07 | 1.22 | 1.46 | 1.45 | 1.48 | 1.31 | 1.06 | 0.943 | 0.860 | 0.799 | 0.817 | 0.930 | 1.08 | 1.21 |
| MQ | 1.57 | 1.97 | 2.25 | 2.00 | 2.12 | 1.74 | 1.37 | 1.25 | 1.15 | 1.03 | 1.12 | 1.35 | 1.57 | 1.94 |
| MHQ | 4.03 | 6.36 | 6.04 | 4.57 | 5.78 | 3.34 | 2.69 | 3.97 | 3.16 | 3.00 | 2.95 | 4.70 | 3.99 | 6.26 |
| HQ | 11.3 | 18.3 | 11.8 | 11.7 | 12.5 | 9.23 | 8.34 | 27.2 | 6.60 | 10.7 | 11.7 | 22.6 | 11.3 | 18.3 |
| Jahr | 1998 | 1986 | 1994 | 1983 | 1981 | 1980 | 1984 | 1981 | 1980 | 1987 | 1993 | 1993 | 1998 | 1986 |
| $Mh_N$ mm | 72 | 86 | 79 | 51 | 73 | 44 | 58 | 80 | 76 | 71 | 75 | 74 | 72 | 84 |
| $Mh_A$ mm | 46 | 59 | 68 | 55 | 64 | 51 | 41 | 37 | 35 | 31 | 33 | 41 | 46 | 59 |

## Hauptwerte

| | | Abflussjahr (*) 2000 Jahr | Datum | Winter | Sommer | Kalenderjahr 2000 Jahr | Datum |
|---|---|---|---|---|---|---|---|
| NQ | m³/s | 0.814 | am 9.11.1999 | 0.814 | 0.888 | 0.888 | am 28.06.2000 |
| MQ | m³/s | 1.65 | | 2.04 | 1.27 | 1.60 | |
| HQ | m³/s | 7.77 | am 9.03.2000 bei W = 66.0 cm | 7.77 | 6.25 | 7.77 | am 9.03.2000 bei W = 66.0 cm |
| Nq | l/(skm²) | 9.18 | | 9.18 | 10.0 | 10.0 | |
| Mq | l/(skm²) | 18.6 | | 23.0 | 14.3 | 18.0 | |
| Hq | l/(skm²) | 87.6 | | 87.6 | 70.5 | 87.6 | |
| $h_N$ | mm | 961 | | 485 | 476 | 864 | |
| $h_A$ | mm | 589 | | 361 | 227 | 569 | |

| | | 1980/2000 (*) 21 Jahre | | | | 1980/2000 | |
|---|---|---|---|---|---|---|---|
| NQ | m³/s | 0.550 | am 14.04.1996 | 0.550 | 0.561 | 0.550 | am 14.04.1996 |
| MNQ | m³/s | 0.727 | | 0.990 | 0.752 | 0.749 | |
| MQ | m³/s | 1.58 | | 1.94 | 1.21 | 1.57 | |
| MHQ | m³/s | 11.2 | | 9.25 | 7.34 | 11.1 | |
| HQ | m³/s | 27.2 | am 29.06.1981 bei W = 200 cm | 18.3 | 27.2 | 27.2 | am 29.06.1981 bei W = 200 cm |
| $HQ_1$ | m³/s | 9.10 | | | | | |
| $HQ_5$ | m³/s | 15.8 | | | | | |
| MNq | l/(skm²) | 8.20 | | 11.2 | 8.48 | 8.45 | |
| Mq | l/(skm²) | 17.8 | | 21.9 | 13.7 | 17.7 | |
| MHq | l/(skm²) | 126 | | 104 | 82.8 | 125 | |
| $Mh_N$ | mm | 840 | | 407 | 434 | 837 | |
| $Mh_A$ | mm | 561 | | 343 | 217 | 560 | |

## Extremwerte

| | Niedrigwasser (n) m³/s | l/(skm²) | Datum | Hochwasser m³/s | l/(skm²) | cm | Datum |
|---|---|---|---|---|---|---|---|
| 1 | 0.550 | 6.21 | 14.04.1996 | 27.2 | 307 | 200 | 29.06.1981 |
| 2 | 0.561 | 6.33 | 15.09.1991 | 22.6 | 255 | 171 | 4.10.1993 |
| 3 | 0.600 | 6.76 | 15.09.1982 | 18.3 | 207 | 141 | 30.12.1986 |
| 4 | 0.638 | 7.20 | 17.09.1983 | 17.6 | 199 | 136 | 28.10.1998 |
| 5 | 0.638 | 7.20 | 11.08.1992 | 14.0 | 157 | 108 | 31.12.1993 |
| 6 | 0.648 | 7.30 | 5.10.1997 | 12.5 | 141 | 96.0 | 13.03.1992 |
| 7 | 0.676 | 7.63 | 9.02.1996 | 12.5 | 141 | 96.0 | 11.03.1981 |
| 8 | 0.694 | 7.83 | 11.09.1999 | 12.0 | 135 | 92.0 | 19.03.1994 |
| 9 | 0.721 | 8.13 | 17.08.1980 | 11.8 | 134 | 91.0 | 28.01.1994 |
| 10 | 0.721 | 8.13 | 13.08.1990 | 11.8 | 134 | 91.0 | 19.12.1988 |

## Dauertabelle

| Unterschreitungsdauer in Tagen | Unterschrittene Abflüsse m³/s: Abflussjahr (*) 2000 | Kalenderjahr 2000 | 1980/2000 21 Kalenderjahre Obere Hüllkurve | Mittlere Werte | Untere Hüllkurve |
|---|---|---|---|---|---|
| 364 | 5.75 | 5.75 | 17.6 | 6.19 | 3.38 |
| 363 | 4.44 | 4.44 | 12.5 | 5.38 | 3.25 |
| 362 | 4.18 | 4.18 | 10.2 | 4.99 | 3.02 |
| 361 | 3.90 | 3.90 | 8.97 | 4.70 | 2.79 |
| 360 | 3.82 | 3.81 | 6.35 | 4.41 | 2.62 |
| 359 | 3.81 | 3.67 | 6.19 | 4.12 | 2.54 |
| 358 | 3.67 | 3.54 | 5.66 | 3.98 | 2.50 |
| 357 | 3.64 | 3.50 | 5.59 | 3.86 | 2.45 |
| 356 | 3.54 | 3.47 | 5.50 | 3.78 | 2.44 |
| 350 | 3.26 | 3.01 | 4.96 | 3.32 | 2.17 |
| 340 | 2.89 | 2.78 | 4.38 | 2.90 | 1.93 |
| 330 | 2.72 | 2.55 | 3.90 | 2.60 | 1.81 |
| 320 | 2.48 | 2.32 | 3.67 | 2.40 | 1.68 |
| 300 | 2.22 | 2.12 | 3.02 | 2.09 | 1.51 |
| 270 | 1.96 | 1.78 | 2.68 | 1.78 | 1.39 |
| 240 | 1.72 | 1.63 | 2.21 | 1.59 | 1.21 |
| 210 | 1.58 | 1.50 | 1.98 | 1.44 | 1.10 |
| 183 | 1.44 | 1.35 | 1.75 | 1.34 | 1.03 |
| 150 | 1.30 | 1.26 | 1.61 | 1.22 | 0.921 |
| 130 | 1.23 | 1.22 | 1.54 | 1.16 | 0.883 |
| 120 | 1.21 | 1.20 | 1.50 | 1.12 | 0.872 |
| 110 | 1.19 | 1.19 | 1.47 | 1.09 | 0.852 |
| 100 | 1.15 | 1.17 | 1.44 | 1.06 | 0.825 |
| 90 | 1.14 | 1.15 | 1.42 | 1.03 | 0.807 |
| 80 | 1.11 | 1.14 | 1.39 | 0.989 | 0.796 |
| 70 | 1.09 | 1.13 | 1.39 | 0.958 | 0.764 |
| 60 | 1.08 | 1.11 | 1.38 | 0.913 | 0.737 |
| 50 | 1.04 | 1.09 | 1.34 | 0.896 | 0.721 |
| 40 | 1.01 | 1.07 | 1.29 | 0.852 | 0.667 |
| 30 | 0.989 | 1.04 | 1.24 | 0.807 | 0.638 |
| 25 | 0.954 | 1.02 | 1.20 | 0.807 | 0.638 |
| 20 | 0.915 | 1.00 | 1.15 | 0.793 | 0.638 |
| 15 | 0.896 | 0.998 | 1.12 | 0.757 | 0.605 |
| 10 | 0.894 | 0.968 | 1.07 | 0.721 | 0.585 |
| 9 | 0.888 | 0.962 | 1.06 | 0.721 | 0.584 |
| 8 | 0.887 | 0.943 | 1.04 | 0.716 | 0.582 |
| 7 | 0.866 | 0.932 | 1.04 | 0.689 | 0.581 |
| 6 | 0.860 | 0.927 | 1.04 | 0.679 | 0.580 |
| 5 | 0.847 | 0.920 | 1.04 | 0.638 | 0.578 |
| 4 | 0.845 | 0.915 | 1.04 | 0.638 | 0.577 |
| 3 | 0.842 | 0.911 | 1.04 | 0.638 | 0.571 |
| 2 | 0.842 | 0.896 | 1.01 | 0.638 | 0.571 |
| 1 | 0.836 | 0.896 | 0.992 | 0.602 | 0.568 |
| 0 | 0.814 | 0.888 | 0.989 | 0.550 | 0.550 |

(*) Abflussjahr: 1.11. des Vorjahres bis 31.10.

$A_{Eo}$ : 682 $km^2$

PNP : NN + 41.64 m

Lage: 114.5 km oberhalb der Mündung links

Q

$m^3/s$

Pegel : Bramsche Nr. 3633101

Gewässer : Hase

Gebiet : Hase

## Tageswerte

| Tag | 1999 Nov | 1999 Dez | 2000 Jan | Feb | Mrz | Apr | Mai | Jun | Jul | Aug | Sep | Okt | Nov | Dez |
|---|---|---|---|---|---|---|---|---|---|---|---|---|---|---|
| 1. | 2.24 | 4.16 | 8.31 | 19.0 | 17.1 | 9.77 | 4.47 | 3.49 | 2.25 | 6.00 | 3.46 | 2.55 | 4.82 | 3.53 |
| 2. | 2.37 | 4.18 | 7.93 | 15.0 | 15.3 | 9.71 | 4.27 | 3.34 | 2.22 | 11.4 | 3.59 | 3.73 | 6.57 | 3.67 |
| 3. | 2.40 | 4.66 | 7.37 | 13.0 | 26.0 | 9.27 | 4.37 | 3.31 | 5.50 | 8.82 | 4.23 | 2.95 | 6.05 | 3.40 |
| 4. | 2.19 | 6.93 | 13.8 | 10.6 | 27.3 | 8.83 | 4.03 | 3.75 | 10.1 | 5.84 | 4.09 | 2.76 | 4.90 | 3.54 |
| 5. | 2.22 | 4.71 | 21.6 | 11.2 | 16.7 | 8.39 | 3.86 | 3.37 | 15.6 | 4.83 | 3.57 | 2.69 | 3.99 | 3.40 |
| 6. | 2.24 | 5.21 | 12.8 | 9.67 | 14.0 | 7.39 | 3.71 | 12.8 | 9.89 | 4.29 | 3.56 | 3.43 | 4.01 | 3.55 |
| 7. | 3.20 | 10.1 | 11.0 | 10.0 | 12.8 | 6.96 | 3.44 | 5.55 | 5.42 | 4.01 | 8.13 | 2.76 | 4.17 | 4.26 |
| 8. | 3.35 | 16.4 | 9.54 | 11.1 | 15.5 | 6.72 | 3.51 | 5.11 | 4.43 | 3.87 | 4.72 | 2.57 | 3.88 | 4.10 |
| 9. | 2.67 | 11.3 | 8.44 | 17.7 | 34.4 | 6.66 | 3.46 | 3.83 | 4.15 | 4.94 | 4.46 | 3.81 | 3.89 | 3.97 |
| 10. | 2.69 | 9.85 | 7.70 | 12.0 | 36.7 | 6.42 | 3.42 | 3.45 | 4.15 | 3.86 | 4.59 | 3.22 | 3.62 | 4.43 |
| 11. | 2.60 | 9.12 | 7.14 | 13.8 | 23.9 | 6.37 | 3.37 | 3.08 | 4.83 | 3.59 | 4.07 | 4.30 | 3.35 | 8.03 |
| 12. | 2.37 | 21.9 | 6.77 | 10.9 | 19.7 | 6.66 | 3.35 | 2.82 | 4.14 | 3.38 | 3.94 | 4.09 | 3.08 | 9.61 |
| 13. | 2.18 | 24.1 | 6.41 | 14.8 | 15.6 | 6.95 | 3.22 | 2.80 | 3.72 | 3.27 | 3.69 | 3.86 | 7.89 | 10.0 |
| 14. | 2.53 | 18.1 | 6.23 | 13.2 | 15.8 | 9.93 | 3.20 | 2.99 | 4.54 | 3.37 | 3.23 | 3.12 | 5.62 | 10.8 |
| 15. | 2.42 | 15.3 | 5.87 | 12.8 | 20.4 | 8.60 | 3.17 | 3.08 | 5.23 | 3.16 | 3.23 | 2.89 | 4.36 | 8.98 |
| 16. | 2.44 | 10.4 | 5.68 | 14.4 | 18.4 | 7.47 | 3.25 | 2.94 | 5.96 | 3.16 | 5.00 | 3.04 | 4.04 | 10.1 |
| 17. | 2.57 | 9.25 | 6.20 | 16.2 | 15.0 | 6.53 | 4.05 | 2.91 | 4.94 | 4.48 | 4.46 | 3.06 | 3.91 | 8.03 |
| 18. | 3.46 | 11.9 | 6.54 | 16.8 | 14.8 | 6.13 | 4.02 | 2.77 | 4.25 | 3.68 | 3.94 | 3.33 | 3.77 | 6.53 |
| 19. | 4.45 | 9.17 | 6.00 | 19.9 | 13.4 | 6.40 | 4.26 | 2.74 | 3.97 | 3.54 | 3.28 | 2.97 | 3.78 | 5.88 |
| 20. | 3.91 | 8.17 | 5.46 | 18.0 | 12.2 | 5.85 | 4.09 | 2.61 | 3.96 | 5.29 | 2.94 | 2.87 | 3.92 | 5.62 |
| 21. | 3.52 | 7.18 | 6.33 | 12.7 | 11.5 | 5.30 | 3.68 | 2.58 | 3.58 | 7.04 | 3.08 | 2.76 | 3.65 | 5.52 |
| 22. | 3.96 | 6.59 | 8.83 | 11.3 | 10.7 | 4.93 | 4.42 | 3.30 | 3.47 | 4.99 | 2.72 | 2.66 | 3.65 | 4.87 |
| 23. | 8.17 | 8.24 | 12.0 | 11.0 | 10.2 | 6.00 | 4.00 | 2.74 | 3.68 | 4.18 | 2.66 | 2.67 | 4.06 | 4.60 |
| 24. | 5.34 | 10.7 | 8.26 | 11.2 | 9.81 | 6.10 | 4.61 | 3.90 | 3.81 | 3.77 | 2.60 | 4.00 | 3.93 | 4.83 |
| 25. | 4.46 | 14.2 | 6.45 | 19.8 | 10.2 | 5.56 | 6.99 | 3.51 | 4.21 | 3.50 | 3.06 | 2.84 | 3.52 | 5.09 |
| 26. | 4.78 | 15.6 | 6.09 | 20.9 | 14.7 | 5.04 | 5.08 | 2.76 | 8.20 | 3.40 | 3.65 | 3.50 | 3.52 | 4.97 |
| 27. | 4.07 | 23.5 | 6.60 | 14.0 | 15.4 | 5.29 | 4.01 | 2.73 | 4.88 | 3.39 | 3.59 | 3.93 | 3.39 | 4.88 |
| 28. | 3.94 | 16.7 | 6.42 | 12.4 | 12.4 | 4.78 | 4.10 | 2.49 | 8.36 | 4.67 | 2.97 | 6.38 | 3.66 | 5.32 |
| 29. | 3.69 | 11.6 | 13.5 | 14.2 | 11.8 | 4.27 | 4.19 | 2.23 | 9.20 | 4.93 | 2.90 | 5.03 | 4.24 | 5.19 |
| 30. | 3.57 | 9.83 | 34.0 | | 10.8 | 4.52 | 4.16 | 2.27 | 7.38 | 3.47 | 2.72 | 5.21 | 3.81 | 5.26 |
| 31. | | 8.87 | 26.0 | | 9.92 | | 3.76 | | 11.4 | 3.47 | | 6.31 | | 5.54 |

## Hauptwerte

| | 1999 Nov | 1999 Dez | 2000 Jan | Feb | Mrz | Apr | Mai | Jun | Jul | Aug | Sep | Okt | Nov | Dez |
|---|---|---|---|---|---|---|---|---|---|---|---|---|---|---|
| Tag | 13. | 1. | 20. | 6. | 24. | 29. | 15. | 29. | 2. | 15.+ | 24. | 1. | 12. | 3.+ |
| NQ | 2.18 | 4.16 | 5.46 | 9.67 | 9.81 | 4.27 | 3.17 | 2.23 | 2.22 | 3.16 | 2.60 | 2.55 | 3.08 | 3.40 |
| MQ | 3.33 | 11.2 | 9.85 | 14.1 | 16.5 | 6.76 | 3.98 | 3.51 | 5.72 | 4.57 | 3.74 | 3.53 | 4.24 | 5.73 |
| HQ | 9.26 | 31.3 | 37.3 | 28.8 | 42.6 | 12.2 | 7.76 | 20.2 | 21.8 | 17.4 | 11.4 | 7.66 | 10.4 | 12.2 |
| Tag | 23. | 13. | 30. | 25. | 10. | 14. | 25. | 6. | 3. | 2. | 7. | 28. | 13. | 14. |
| $h_N$ mm | 45 | 135 | 86 | 98 | 100 | 38 | 47 | 60 | 142 | 72 | 62 | 58 | 42 | 61 |
| $h_A$ mm | 13 | 44 | 39 | 52 | 65 | 26 | 16 | 13 | 22 | 18 | 14 | 14 | 16 | 23 |
| | 1958/1999 | | 1959/2000 | | | | | | 42 Jahre | | | | | |
| Jahr | 1959 | 1959 | 1960 | 1960 | 1960 | 1960 | 1971 | 1960 | 1960 | 1973 | 1971 | 1976 | 1959 | 1959 |
| NQ | 1.04 | 0.830 | 1.23 | 0.760 | 1.31 | 0.810 | 0.427 | 0.570 | 0.510 | 0.690 | 0.481 | 1.04 | 1.04 | 0.830 |
| MNQ | 3.59 | 4.73 | 6.08 | 6.19 | 5.85 | 5.01 | 3.62 | 2.82 | 2.49 | 2.24 | 2.34 | 2.84 | 3.59 | 4.75 |
| MQ | 6.99 | 10.6 | 12.2 | 10.8 | 10.7 | 8.63 | 5.92 | 4.81 | 4.37 | 3.74 | 4.07 | 4.95 | 6.94 | 10.5 |
| MHQ | 21.3 | 33.2 | 34.1 | 28.4 | 31.1 | 21.2 | 16.0 | 17.2 | 16.2 | 12.2 | 13.1 | 16.6 | 21.2 | 33.0 |
| HQ | 49.3 | 110 | 93.8 | 70.5 | 97.3 | 49.1 | 44.3 | 113 | 108 | 29.3 | 39.8 | 91.1 | 49.3 | 110 |
| Jahr | 1998 | 1986 | 1987 | 1962 | 1981 | 1998 | 1965 | 1981 | 1981 | 1961 | 1993 | 1998 | 1998 | 1986 |
| $Mh_N$ mm | 74 | 85 | 76 | 53 | 65 | 55 | 63 | 75 | 74 | 72 | 67 | 67 | 74 | 85 |
| $Mh_A$ mm | 27 | 42 | 48 | 40 | 42 | 33 | 23 | 18 | 17 | 15 | 15 | 19 | 26 | 41 |

| | Abflußjahr (*) 2000 Jahr | Datum | Winter | Sommer | Kalenderjahr 2000 Jahr | Datum |
|---|---|---|---|---|---|---|
| NQ $m^3/s$ | 2.18 | am 13.11.1999 | 2.18 | 2.22 | 2.22 | am 02.07.2000 |
| MQ $m^3/s$ | 7.23 | | 10.3 | 4.18 | 6.84 | |
| HQ $m^3/s$ | 42.6 | am 10.03.2000 bei W= 324 cm | 42.6 | 21.8 | 42.6 | am 10.03.2000 bei W= 324 cm |
| Nq $l/(s km^2)$ | 3.20 | | 3.20 | 3.26 | 3.26 | |
| Mq $l/(s km^2)$ | 10.6 | | 15.1 | 6.13 | 10.0 | |
| Hq $l/(s km^2)$ | 62.5 | | 62.5 | 32.0 | 62.5 | |
| $h_N$ mm | 943 | | 502 | 441 | 866 | |
| $h_A$ mm | 335 | | 237 | 97 | 317 | |
| | 1959/2000 (*) 42 Jahre | | | | 1959/2000 | |
| NQ $m^3/s$ | 0.427 | am 21.05.1971 | 0.760 | 0.427 | 0.427 | am 21.05.1971 |
| MNQ $m^3/s$ | 1.84 | | 3.16 | 1.93 | 1.91 | |
| MQ $m^3/s$ | 7.30 | | 10.0 | 4.65 | 7.29 | |
| MHQ $m^3/s$ | 52.3 | | 50.2 | 28.2 | 54.1 | |
| HQ $m^3/s$ | 113 | am 30.06.1981 bei W= 464 cm | 110 | 113 | 113 | am 30.06.1981 bei W= 464 cm |
| $HQ_1$ $m^3/s$ | | | | | | |
| $HQ_5$ $m^3/s$ | | | | | | |
| MNq $l/(s km^2)$ | 2.70 | | 4.63 | 2.83 | 2.80 | |
| Mq $l/(s km^2)$ | 10.7 | | 14.7 | 6.82 | 10.7 | |
| MHq $l/(s km^2)$ | 76.7 | | 73.6 | 41.3 | 79.3 | |
| $Mh_N$ mm | 826 | | 408 | 418 | 825 | |
| $Mh_A$ mm | 338 | | 231 | 108 | 338 | |

## Extremwerte

| | Niedrigwasser $m^3/s$ | $l/(s km^2)$ | Datum | Hochwasser $m^3/s$ | $l/(s km^2)$ | cm | Datum |
|---|---|---|---|---|---|---|---|
| 1 | 0.427 | 0.626 | 21.05.1971 | 113 | 166 | 464 | 30.06.1981 |
| 2 | 0.481 | 0.705 | 23.09.1971 | 110 | 161 | 448 | 31.12.1986 |
| 3 | 0.490 | 0.718 | 13.09.1959 | 97.3 | 143 | 440 | 12.03.1981 |
| 4 | 0.690 | 1.01 | 22.08.1973 | 91.1 | 134 | 426 | 29.10.1998 |
| 5 | 1.04 | 1.52 | 19.07.1976 | 86.0 | 126 | 282 | 05.12.1960 |
| 6 | 1.17 | 1.72 | 09.07.1964 | 81.7 | 120 | 278 | 16.01.1968 |
| 7 | 1.24 | 1.82 | 07.09.1970 | 78.3 | 115 | 402 | 05.03.1979 |
| 8 | 1.33 | 1.95 | 14.08.1989 | 77.2 | 113 | 406 | 01.01.1994 |
| 9 | 1.50 | 2.20 | 22.07.1990 | 70.5 | 103 | 268 | 14.02.1962 |
| 10 | 1.54 | 2.26 | 10.08.1969 | 67.6 | 99.1 | 394 | 23.02.1970 |

## Dauertabelle

Unterschrittene Abflüsse $m^3/s$

| Unterschreitungsdauer in Tagen | Abflußjahr (*) 2000 | Kalenderjahr 2000 | 1959/2000 42 Kalenderjahre Obere Hüllwerte | Mittlere Werte | Untere Hüllwerte |
|---|---|---|---|---|---|
| (365) | 36.7 | 36.7 | | | |
| 364 | 34.4 | 34.4 | 103 | 46.4 | 15.0 |
| 363 | 34.0 | 34.0 | 80.6 | 40.6 | 14.2 |
| 362 | 27.3 | 27.3 | 69.1 | 36.1 | 12.8 |
| 361 | 27.3 | 27.3 | 60.4 | 33.8 | 12.4 |
| 360 | 27.3 | 27.3 | 59.8 | 31.8 | 11.7 |
| 359 | 24.1 | 23.9 | 56.1 | 29.9 | 11.7 |
| 358 | 23.9 | 21.6 | 49.2 | 28.3 | 11.7 |
| 357 | 23.5 | 20.9 | 45.5 | 26.9 | 11.5 |
| 356 | 21.9 | 20.4 | 45.4 | 25.9 | 11.3 |
| 350 | 19.7 | 18.0 | 40.8 | 21.2 | 9.57 |
| 340 | 16.4 | 15.4 | 30.3 | 17.4 | 8.70 |
| 330 | 15.3 | 14.2 | 24.5 | 15.0 | 7.83 |
| 320 | 14.0 | 13.0 | 22.9 | 13.3 | 7.01 |
| 300 | 11.5 | 10.7 | 19.1 | 11.0 | 5.54 |
| 270 | 9.27 | 8.13 | 14.9 | 8.59 | 4.43 |
| 240 | 6.96 | 6.37 | 11.9 | 7.04 | 2.64 |
| 210 | 5.85 | 5.30 | 10.6 | 5.85 | 2.19 |
| 183 | 4.88 | 4.67 | 9.53 | 5.09 | 2.02 |
| 150 | 4.16 | 4.14 | 8.05 | 4.29 | 1.86 |
| 130 | 3.96 | 3.96 | 7.54 | 3.90 | 1.79 |
| 120 | 3.83 | 3.87 | 7.04 | 3.72 | 1.73 |
| 110 | 3.69 | 3.75 | 6.59 | 3.55 | 1.68 |
| 100 | 3.56 | 3.66 | 6.28 | 3.39 | 1.61 |
| 90 | 3.49 | 3.55 | 5.90 | 3.23 | 1.52 |
| 80 | 3.38 | 3.49 | 5.54 | 3.08 | 1.44 |
| 70 | 3.28 | 3.42 | 5.14 | 2.93 | 1.39 |
| 60 | 3.17 | 3.37 | 4.81 | 2.75 | 1.28 |
| 50 | 2.99 | 3.23 | 4.62 | 2.59 | 1.24 |
| 40 | 2.82 | 3.12 | 4.46 | 2.44 | 1.18 |
| 30 | 2.73 | 2.91 | 4.31 | 2.27 | 1.14 |
| 25 | 2.69 | 2.82 | 4.26 | 2.17 | 1.11 |
| 20 | 2.61 | 2.77 | 4.20 | 2.06 | 1.05 |
| 15 | 2.53 | 2.73 | 4.08 | 1.92 | 0.836 |
| 10 | 2.40 | 2.67 | 3.91 | 1.72 | 0.694 |
| 9 | 2.40 | 2.61 | 3.85 | 1.66 | 0.666 |
| 8 | 2.27 | 2.60 | 3.81 | 1.60 | 0.665 |
| 7 | 2.25 | 2.58 | 3.79 | 1.52 | 0.602 |
| 6 | 2.25 | 2.57 | 3.74 | 1.45 | 0.593 |
| 5 | 2.25 | 2.55 | 3.71 | 1.39 | 0.581 |
| 4 | 2.23 | 2.49 | 3.70 | 1.31 | 0.560 |
| 3 | 2.23 | 2.27 | 3.67 | 1.22 | 0.528 |
| 2 | 2.23 | 2.25 | 3.64 | 1.13 | 0.515 |
| 1 | 2.19 | 2.23 | 3.61 | 0.913 | 0.481 |
| 0 | 2.18 | 2.22 | 3.50 | 0.427 | 0.427 |

(*) Abflußjahr: 1.11. des Vorjahres bis 31.10.

Repräsentativ für die Hydrologische Landschaft Osnabrücker Bergland

$A_{Eo}$ : 1778 $km^2$

PNP : NN + 17.37 m

Lage: 66.2 km oberhalb der Mündung rechts

Q $m^3/s$

Pegel : Bunnen Nr. 3655101

Gewässer : Hase

Gebiet : Hase

## Tageswerte

| Tag | 1999 Nov | 1999 Dez | 2000 Jan | Feb | Mrz | Apr | Mai | Jun | Jul | Aug | Sep | Okt | Nov | Dez |
|---|---|---|---|---|---|---|---|---|---|---|---|---|---|---|
| 1. | 4.93 | 7.91 | 22.8 | 43.5 | 37.0 | 24.5 | 11.9 | 7.21 | 4.96 | 15.7 | 7.05 | 8.61 | 11.6 | 8.83 |
| 2. | 4.95 | 7.39 | 21.8 | 41.9 | 39.0 | 24.0 | 11.4 | 6.95 | 4.83 | 12.9 | 6.54 | 8.76 | 10.6 | 8.70 |
| 3. | 4.96 | 7.94 | 21.5 | 43.1 | 42.4 | 23.6 | 11.6 | 6.69 | 5.22 | 21.7 | 6.78 | 9.36 | 10.7 | 8.58 |
| 4. | 4.88 | 11.0 | 22.7 | 38.2 | 62.5 | 28.0 | 11.1 | 6.97 | 6.76 | 15.2 | 9.35 | 7.50 | 14.4 | 8.01 |
| 5. | 5.39 | 11.2 | 35.7 | 32.9 | 53.4 | 21.5 | 10.7 | 6.93 | 15.5 | 11.5 | 9.26 | 8.10 | 9.72 | 7.89 |
| 6. | 5.00 | 10.1 | 36.7 | 27.9 | 47.0 | 19.7 | 10.1 | 9.56 | 22.9 | 10.1 | 6.96 | 8.02 | 9.47 | 7.54 |
| 7. | 5.12 | 14.0 | 29.0 | 25.8 | 45.0 | 17.7 | 9.28 | 16.4 | 18.1 | 9.01 | 9.67 | 8.62 | 9.79 | 8.53 |
| 8. | 4.93 | 20.6 | 26.0 | 27.8 | 44.0 | 17.1 | 8.95 | 10.3 | 8.51 | 8.33 | 12.8 | 7.99 | 9.53 | 9.42 |
| 9. | 4.75 | 19.8 | 23.1 | 33.6 | 57.4 | 16.4 | 8.84 | 8.97 | 8.72 | 8.69 | 9.72 | 8.36 | 9.06 | 9.40 |
| 10. | 6.16 | 19.2 | 20.8 | 35.3 | 76.1 | 14.7 | 8.51 | 7.49 | 7.77 | 9.68 | 9.75 | 9.64 | 8.92 | 8.93 |
| 11. | 5.18 | 19.2 | 19.4 | 32.1 | 70.1 | 13.2 | 8.18 | 7.01 | 7.52 | 8.28 | 10.1 | 9.33 | 8.44 | 10.1 |
| 12. | 5.09 | 25.7 | 18.5 | 30.8 | 67.8 | 12.8 | 7.51 | 5.90 | 8.16 | 7.96 | 9.10 | 11.0 | 7.97 | 16.0 |
| 13. | 5.31 | 34.5 | 17.9 | 30.8 | 60.9 | 14.0 | 7.29 | 5.75 | 6.91 | 7.43 | 8.44 | 9.88 | 8.62 | 18.2 |
| 14. | 5.22 | 32.7 | 17.4 | 35.0 | 51.3 | 15.2 | 7.07 | 5.51 | 7.20 | 7.13 | 8.35 | 9.12 | 13.4 | 16.3 |
| 15. | 5.34 | 36.8 | 16.4 | 31.9 | 55.9 | 16.7 | 7.41 | 6.20 | 8.42 | 6.20 | 7.94 | 8.93 | 9.04 | 16.9 |
| 16. | 5.25 | 36.7 | 16.0 | 33.4 | 58.0 | 17.9 | 6.44 | 6.06 | 10.4 | 6.12 | 7.96 | 8.86 | 11.1 | 16.2 |
| 17. | 5.37 | 35.0 | 16.0 | 38.1 | 50.7 | 16.3 | 8.04 | 5.91 | 9.32 | 6.78 | 9.69 | 7.42 | 8.00 | 16.6 |
| 18. | 5.69 | 34.1 | 17.3 | 34.5 | 44.5 | 16.5 | 9.23 | 5.45 | 8.21 | 8.91 | 10.7 | 7.35 | 8.89 | 14.7 |
| 19. | 6.11 | 32.9 | 17.1 | 36.7 | 41.5 | 16.8 | 8.74 | 5.31 | 7.33 | 7.36 | 11.9 | 7.17 | 8.88 | 12.7 |
| 20. | 8.04 | 29.0 | 15.7 | 35.2 | 36.7 | 14.7 | 8.70 | 5.17 | 6.91 | 6.86 | 9.08 | 7.21 | 8.53 | 11.8 |
| 21. | 7.07 | 20.3 | 16.4 | 35.9 | 33.6 | 13.5 | 7.99 | 4.83 | 6.51 | 9.22 | 8.43 | 7.46 | 7.95 | 10.7 |
| 22. | 7.09 | 17.8 | 18.9 | 35.2 | 31.2 | 12.6 | 7.84 | 4.90 | 6.43 | 12.6 | 8.25 | 7.61 | 7.38 | 10.5 |
| 23. | 8.10 | 17.7 | 28.0 | 33.9 | 29.1 | 13.3 | 8.79 | 4.98 | 5.93 | 8.01 | 7.75 | 7.53 | 7.37 | 10.0 |
| 24. | 10.8 | 22.6 | 24.8 | 30.5 | 27.4 | 15.0 | 7.75 | 5.47 | 5.95 | 7.17 | 6.91 | 7.46 | 8.59 | 9.89 |
| 25. | 8.60 | 27.2 | 19.8 | 33.5 | 29.1 | 14.5 | 10.8 | 6.82 | 7.12 | 7.41 | 5.87 | 7.72 | 9.13 | 9.55 |
| 26. | 8.50 | 30.0 | 17.8 | 41.1 | 33.8 | 13.2 | 11.4 | 6.36 | 11.7 | 8.54 | 7.20 | 7.81 | 8.00 | 7.98 |
| 27. | 8.41 | 36.7 | 18.2 | 36.3 | 42.7 | 13.2 | 8.84 | 7.72 | 13.5 | 8.00 | 9.01 | 9.61 | 8.21 | 8.87 |
| 28. | 8.08 | 41.3 | 19.0 | 34.2 | 36.4 | 12.7 | 8.03 | 5.67 | 10.4 | 7.59 | 11.3 | 12.1 | 7.64 | 12.2 |
| 29. | 7.76 | 40.9 | 21.7 | 35.7 | 31.1 | 11.7 | 7.88 | 5.43 | 18.6 | 8.73 | 9.43 | 14.2 | 8.86 | 9.68 |
| 30. | 7.67 | 32.7 | 41.0 | | 28.4 | 11.4 | 8.17 | 5.20 | 15.6 | 8.76 | 8.90 | 11.6 | 9.29 | 9.57 |
| 31. | | 26.8 | 44.1 | | 26.2 | | 8.12 | | 16.0 | 6.81 | | 11.4 | | 10.0 |

## Hauptwerte

| | 1999 Nov | 1999 Dez | 2000 Jan | Feb | Mrz | Apr | Mai | Jun | Jul | Aug | Sep | Okt | Nov | Dez |
|---|---|---|---|---|---|---|---|---|---|---|---|---|---|---|
| Tag | 9. | 2. | 20. | 7. | 31. | 30. | 16. | 21. | 2. | 16. | 25. | 19. | 23. | 6. |
| NQ | 4.75 | 7.39 | 15.7 | 25.8 | 26.2 | 11.4 | 6.44 | 4.83 | 4.83 | 6.12 | 5.87 | 7.17 | 7.37 | 7.54 |
| MQ | 6.32 | 24.5 | 22.6 | 34.6 | 44.8 | 16.4 | 8.92 | 6.77 | 9.72 | 9.31 | 8.81 | 8.89 | 9.30 | 11.1 |
| HQ | 11.5 | 41.7 | 45.0 | 44.5 | 77.8 | 30.7 | 13.5 | 19.3 | 23.6 | 23.7 | 15.2 | 15.8 | 15.6 | 19.1 |
| Tag | 24. | 28. | 30. | 1. | 10. | 4. | 25. | 7. | 6. | 3. | 18. | 29. | 14. | 15. |
| $h_N$ mm | 38 | 132 | 71 | 88 | 100 | 37 | 45 | 58 | 127 | 74 | 70 | 55 | 36 | 55 |
| $h_A$ mm | 9 | 37 | 34 | 49 | 67 | 24 | 13 | 10 | 15 | 14 | 13 | 13 | 14 | 17 |
| | 1954/1999 | | 1955/2000 | | | | | | 46 Jahre | | | | | |
| Jahr | 1959 | 1959 | 1960 | 1960 | 1960 | 1960 | 1960 | 1960 | 1960 | 1959 | 1959 | 1959 | 1959 | 1959 |
| NQ | 1.33 | 1.22 | 3.65 | 4.53 | 3.88 | 2.19 | 0.940 | 0.750 | 0.490 | 0.640 | 0.380 | 0.380 | 1.33 | 1.22 |
| MNQ | 8.22 | 11.5 | 14.5 | 14.9 | 13.9 | 11.0 | 7.42 | 4.86 | 4.04 | 4.02 | 4.38 | 5.73 | 7.95 | 11.3 |
| MQ | 16.7 | 25.1 | 29.2 | 26.9 | 25.9 | 19.6 | 12.6 | 9.28 | 9.00 | 7.76 | 8.42 | 10.9 | 16.2 | 24.6 |
| MHQ | 37.4 | 51.4 | 56.2 | 51.8 | 54.1 | 38.1 | 26.6 | 24.9 | 23.1 | 18.8 | 20.5 | 26.8 | 36.6 | 50.3 |
| HQ | 118 | 111 | 118 | 124 | 130 | 101 | 78.2 | 79.7 | 82.3 | 47.6 | 67.8 | 115 | 118 | 111 |
| Jahr | 1998 | 1961+ | 1987 | 1970 | 1981 | 1994 | 1965 | 1981 | 1956 | 1956 | 1993 | 1998 | 1998 | 1961+ |
| $Mh_N$ mm | 67 | 79 | 71 | 51 | 59 | 51 | 59 | 73 | 75 | 73 | 65 | 65 | 66 | 78 |
| $Mh_A$ mm | 24 | 38 | 44 | 38 | 39 | 29 | 19 | 14 | 14 | 12 | 12 | 16 | 24 | 37 |

| | Abflußjahr (*) 2000 Jahr | Datum | Winter | Sommer | Kalenderjahr 2000 Jahr | Datum |
|---|---|---|---|---|---|---|
| NQ $m^3/s$ | 4.75 | am 09.11.1999 | 4.75 | 4.83 | 4.83 | am 21.06.2000 |
| MQ $m^3/s$ | 16.8 | | 24.9 | 8.75 | 15.9 | |
| HQ $m^3/s$ | 77.8 | am 10.03.2000 bei W= 386 cm | 77.8 | 23.7 | 77.8 | am 10.03.2000 bei W= 386 cm |
| Nq $l/(s km^2)$ | 2.67 | | 2.67 | 2.72 | 2.72 | |
| Mq $l/(s km^2)$ | 9.45 | | 14.0 | 4.92 | 8.94 | |
| Hq $l/(s km^2)$ | 43.8 | | 43.8 | 13.3 | 43.8 | |
| $h_N$ mm | 895 | | 466 | 429 | 816 | |
| $h_A$ mm | 299 | | 220 | 78 | 283 | |
| | 1955/2000 (*) 46 Jahre | | | | 1955/2000 | |
| NQ $m^3/s$ | 0.380 | am 16.09.1959 | 1.22 | 0.380 | 0.380 | am 16.09.1959 |
| MNQ $m^3/s$ | 2.93 | | 6.98 | 2.95 | 2.95 | |
| MQ $m^3/s$ | 16.7 | | 23.9 | 9.68 | 16.7 | |
| MHQ $m^3/s$ | 80.8 | | 77.8 | 42.9 | 80.8 | |
| HQ $m^3/s$ | 130 | am 15.03.1981 bei W= 491 cm | 130 | 115 | 130 | am 15.03.1981 bei W= 491 cm |
| $HQ_1$ $m^3/s$ | | | | | | |
| $HQ_5$ $m^3/s$ | | | | | | |
| MNq $l/(s km^2)$ | 1.65 | | 3.93 | 1.66 | 1.66 | |
| Mq $l/(s km^2)$ | 9.39 | | 13.4 | 5.44 | 9.39 | |
| MHq $l/(s km^2)$ | 45.4 | | 43.8 | 24.1 | 45.4 | |
| $Mh_N$ mm | 785 | | 376 | 409 | 783 | |
| $Mh_A$ mm | 297 | | 211 | 87 | 297 | |

## Extremwerte

| | Niedrigwasser $m^3/s$ | $l/(s km^2)$ | Datum | Hochwasser $m^3/s$ | $l/(s km^2)$ | cm | Datum |
|---|---|---|---|---|---|---|---|
| 1 | 0.380 | 0.214 | 16.09.1959 | 130 | 73.1 | 491 | 15.03.1981 |
| 2 | 0.740 | 0.416 | 30.08.1976 | 124 | 69.7 | 456 | 24.02.1970 |
| 3 | 0.870 | 0.489 | 02.07.1957 | 118 | 66.4 | 503 | 02.11.1998 |
| 4 | 1.15 | 0.647 | 28.07.1964 | 118 | 66.4 | 490 | 03.01.1987 |
| 5 | 1.32 | 0.742 | 03.08.1963 | 116 | 65.2 | 467 | 17.01.1968 |
| 6 | 1.36 | 0.765 | 12.09.1973 | 111 | 62.4 | 459 | 05.12.1961 |
| 7 | 1.36 | 0.765 | 28.07.1955 | 110 | 61.9 | 470 | 19.03.1994 |
| 8 | 1.78 | 1.00 | 26.07.1982 | 107 | 60.2 | 474 | 05.03.1979 |
| 9 | 1.83 | 1.03 | 22.09.1971 | 103 | 57.9 | 454 | 08.12.1960 |
| 10 | 2.02 | 1.14 | 18.08.1990 | 101 | 56.8 | 455 | 05.04.1994 |

## Dauertabelle

| Unterschreitungsdauer in Tagen | Unterschrittene Abflüsse $m^3/s$: Abfluß-jahr (*) 2000 | Kalender jahr 2000 | 1955/2000 46 Kalenderjahre: Obere Hüllwerte | Mittlere Werte | Untere Hüllwerte |
|---|---|---|---|---|---|
| (365) | 76.1 | 76.1 | | | |
| 364 | 70.1 | 70.1 | 130 | 91.6 | 29.2 |
| 363 | 67.8 | 67.8 | 125 | 82.7 | 28.3 |
| 362 | 62.5 | 62.5 | 118 | 77.9 | 28.0 |
| 361 | 60.9 | 60.9 | 115 | 73.1 | 25.3 |
| 360 | 58.0 | 58.0 | 115 | 70.3 | 24.6 |
| 359 | 57.4 | 57.4 | 111 | 67.9 | 24.5 |
| 358 | 55.9 | 55.9 | 109 | 65.0 | 23.8 |
| 357 | 53.4 | 53.4 | 101 | 62.5 | 23.3 |
| 356 | 51.3 | 51.3 | 94.6 | 60.9 | 23.1 |
| 350 | 44.0 | 44.0 | 83.6 | 52.2 | 22.5 |
| 340 | 40.9 | 38.2 | 77.5 | 42.8 | 19.4 |
| 330 | 36.8 | 35.9 | 66.0 | 36.5 | 17.1 |
| 320 | 35.2 | 33.8 | 60.7 | 32.5 | 14.8 |
| 300 | 31.1 | 26.2 | 50.0 | 26.1 | 11.2 |
| 270 | 21.8 | 17.7 | 33.9 | 20.3 | 8.91 |
| 240 | 16.5 | 15.0 | 26.2 | 16.5 | 4.61 |
| 210 | 12.9 | 11.5 | 21.6 | 13.8 | 2.33 |
| 183 | 10.3 | 9.75 | 19.3 | 11.9 | 2.02 |
| 150 | 8.86 | 9.04 | 16.8 | 9.65 | 1.77 |
| 130 | 8.42 | 8.73 | 15.4 | 8.62 | 1.49 |
| 120 | 8.16 | 8.54 | 14.7 | 8.11 | 1.35 |
| 110 | 8.00 | 8.35 | 14.1 | 7.57 | 1.32 |
| 100 | 7.81 | 8.10 | 13.5 | 7.08 | 1.21 |
| 90 | 7.53 | 8.00 | 13.1 | 6.64 | 1.16 |
| 80 | 7.42 | 7.81 | 12.0 | 6.21 | 1.16 |
| 70 | 7.20 | 7.53 | 11.2 | 5.77 | 1.05 |
| 60 | 6.96 | 7.42 | 10.7 | 5.32 | 1.00 |
| 50 | 6.81 | 7.21 | 10.1 | 4.90 | 0.790 |
| 40 | 6.16 | 6.95 | 9.28 | 4.44 | 0.740 |
| 30 | 5.69 | 6.76 | 8.60 | 3.93 | 0.690 |
| 25 | 5.43 | 6.43 | 8.12 | 3.65 | 0.690 |
| 20 | 5.34 | 6.06 | 7.51 | 3.31 | 0.640 |
| 15 | 5.18 | 5.87 | 6.94 | 2.81 | 0.580 |
| 10 | 4.98 | 5.45 | 6.48 | 2.16 | 0.580 |
| 9 | 4.98 | 5.43 | 6.40 | 2.04 | 0.580 |
| 8 | 4.98 | 5.31 | 6.34 | 1.91 | 0.580 |
| 7 | 4.95 | 5.22 | 6.22 | 1.80 | 0.480 |
| 6 | 4.95 | 5.20 | 6.22 | 1.67 | 0.480 |
| 5 | 4.95 | 5.17 | 6.05 | 1.48 | 0.480 |
| 4 | 4.90 | 4.98 | 6.01 | 1.35 | 0.430 |
| 3 | 4.88 | 4.96 | 6.01 | 1.21 | 0.430 |
| 2 | 4.88 | 4.90 | 6.01 | 1.04 | 0.430 |
| 1 | 4.88 | 4.90 | 6.01 | 0.740 | 0.430 |
| 0 | 4.75 | 4.83 | 5.91 | 0.380 | 0.380 |

(*) Abflußjahr: 1.11. des Vorjahres bis 31.10.
Repräsentativ für die Hase
Einflüsse: RB Alfhausen-Rieste seit 1987

$A_{Eo}$ : 2246 $km^2$

PNP : NN + 13.50 m

Lage: 43.9 km oberhalb der Mündung links

Q $m^3/s$

Pegel : Herzlake Nr. 3671101

Gewässer : Hase

Gebiet : Hase

## Tageswerte

| Tag | 1999 Nov | 1999 Dez | 2000 Jan | Feb | Mrz | Apr | Mai | Jun | Jul | Aug | Sep | Okt | Nov | Dez |
|---|---|---|---|---|---|---|---|---|---|---|---|---|---|---|
| 1. | 7.86 | 10.4 | 30.0 | 55.0 | 44.6 | 31.9 | 15.8 | 10.3 | 7.78 | 21.4 | 9.75 | 12.9 | 16.3 | 13.3 |
| 2. | 7.80 | 10.3 | 28.4 | 52.9 | 46.7 | 31.1 | 16.0 | 9.97 | 7.50 | 17.8 | 9.79 | 13.1 | 15.3 | 12.7 |
| 3. | 7.81 | 10.6 | 27.2 | 53.2 | 54.7 | 30.1 | 15.4 | 9.80 | 7.74 | 24.7 | 10.1 | 13.9 | 15.3 | 12.3 |
| 4. | 7.75 | 13.1 | 28.3 | 49.7 | 77.6 | 34.0 | 15.3 | 9.79 | 9.79 | 22.8 | 11.7 | 12.6 | 18.9 | 12.1 |
| 5. | 8.09 | 15.7 | 39.4 | 44.1 | 72.2 | 29.8 | 14.7 | 9.78 | 16.3 | 16.4 | 13.3 | 11.7 | 15.3 | 11.8 |
| 6. | 7.97 | 13.4 | 43.4 | 38.1 | 62.9 | 26.8 | 13.9 | 10.9 | 26.6 | 14.3 | 11.1 | 11.6 | 13.9 | 12.0 |
| 7. | 7.98 | 17.7 | 38.5 | 35.1 | 57.0 | 24.7 | 13.0 | 19.6 | 24.9 | 12.8 | 11.4 | 11.8 | 13.7 | 12.4 |
| 8. | 7.88 | 27.1 | 34.1 | 36.3 | 56.3 | 23.5 | 12.4 | 14.9 | 14.4 | 12.0 | 16.1 | 11.4 | 14.3 | 13.9 |
| 9. | 7.72 | 27.2 | 30.6 | 40.7 | 70.9 | 22.8 | 12.2 | 12.4 | 12.2 | 11.9 | 14.2 | 11.8 | 13.7 | 14.0 |
| 10. | 8.28 | 25.8 | 27.7 | 45.3 | 90.6 | 21.5 | 11.8 | 11.5 | 11.2 | 13.1 | 13.5 | 12.7 | 13.3 | 13.6 |
| 11. | 8.34 | 25.2 | 25.7 | 41.6 | 86.7 | 19.2 | 11.4 | 9.95 | 11.0 | 11.7 | 13.7 | 13.0 | 13.3 | 15.0 |
| 12. | 7.85 | 32.3 | 24.4 | 41.1 | 82.6 | 18.5 | 10.6 | 9.17 | 11.1 | 11.4 | 13.0 | 14.1 | 12.6 | 21.1 |
| 13. | 7.92 | 44.2 | 23.9 | 39.3 | 74.6 | 19.4 | 10.1 | 8.70 | 10.4 | 10.8 | 11.7 | 14.0 | 13.0 | 26.3 |
| 14. | 7.90 | 45.3 | 23.1 | 44.1 | 66.2 | 21.1 | 10.2 | 8.54 | 10.0 | 10.2 | 11.6 | 12.5 | 17.4 | 25.2 |
| 15. | 7.95 | 48.2 | 22.2 | 42.3 | 67.5 | 22.4 | 10.2 | 9.25 | 11.6 | 9.65 | 11.1 | 12.1 | 14.2 | 23.8 |
| 16. | 7.82 | 45.9 | 21.4 | 43.0 | 69.8 | 23.7 | 9.87 | 8.78 | 12.6 | 8.96 | 11.8 | 11.8 | 15.4 | 25.2 |
| 17. | 8.04 | 42.7 | 21.2 | 48.2 | 65.3 | 23.0 | 10.3 | 8.91 | 13.1 | 9.14 | 14.0 | 10.9 | 13.2 | 24.1 |
| 18. | 8.30 | 42.0 | 22.7 | 46.8 | 57.4 | 21.5 | 11.3 | 8.45 | 11.6 | 10.9 | 13.9 | 10.4 | 12.8 | 22.6 |
| 19. | 8.80 | 39.9 | 22.8 | 47.3 | 51.8 | 22.1 | 11.7 | 8.03 | 10.5 | 10.8 | 17.0 | 9.98 | 13.0 | 20.1 |
| 20. | 9.83 | 36.9 | 21.7 | 47.1 | 46.1 | 20.1 | 10.8 | 8.01 | 9.96 | 9.87 | 13.6 | 10.2 | 12.8 | 17.7 |
| 21. | 10.1 | 28.7 | 22.0 | 44.9 | 41.8 | 18.7 | 10.9 | 7.59 | 9.32 | 10.9 | 11.9 | 10.2 | 12.3 | 16.6 |
| 22. | 9.60 | 24.2 | 24.4 | 44.4 | 38.7 | 17.7 | 10.4 | 7.44 | 8.98 | 14.6 | 11.9 | 10.2 | 11.7 | 15.6 |
| 23. | 10.7 | 23.5 | 32.2 | 43.3 | 36.1 | 17.8 | 11.1 | 7.42 | 8.68 | 12.5 | 11.1 | 10.2 | 11.5 | 15.2 |
| 24. | 13.0 | 27.8 | 33.2 | 39.9 | 33.8 | 20.4 | 10.7 | 7.79 | 8.51 | 10.5 | 10.6 | 10.1 | 12.5 | 15.0 |
| 25. | 12.1 | 33.9 | 27.9 | 42.5 | 34.8 | 20.0 | 12.1 | 8.87 | 8.74 | 10.3 | 10.3 | 10.3 | 13.2 | 15.0 |
| 26. | 11.4 | 38.3 | 25.0 | 51.6 | 39.5 | 18.4 | 14.7 | 8.84 | 17.7 | 10.8 | 11.3 | 10.4 | 12.7 | 13.2 |
| 27. | 11.1 | 45.8 | 24.9 | 47.9 | 50.5 | 17.7 | 12.5 | 9.68 | 20.3 | 10.7 | 14.3 | 11.3 | 12.5 | 13.2 |
| 28. | 11.3 | 49.5 | 26.1 | 43.4 | 47.1 | 17.5 | 11.0 | 8.80 | 16.0 | 11.0 | 15.5 | 13.8 | 12.1 | 17.0 |
| 29. | 10.7 | 49.4 | 28.7 | 43.1 | 40.4 | 16.2 | 10.7 | 8.08 | 22.1 | 11.8 | 14.9 | 18.5 | 13.1 | 14.9 |
| 30. | 10.5 | 43.3 | 47.5 | | 36.5 | 15.8 | 11.3 | 8.06 | 23.0 | 11.8 | 13.6 | 15.4 | 13.7 | 14.9 |
| 31. | | 35.5 | 55.9 | | 34.0 | | 11.0 | | 19.8 | 10.7 | | 15.7 | | 15.1 |

## Hauptwerte

| | 1999 Nov | 1999 Dez | 2000 Jan | Feb | Mrz | Apr | Mai | Jun | Jul | Aug | Sep | Okt | Nov | Dez |
|---|---|---|---|---|---|---|---|---|---|---|---|---|---|---|
| Tag | 9. | 2. | 17. | 7. | 24. | 30. | 16. | 23. | 2. | 16. | 1. | 19. | 23. | 5. |
| NQ | 7.72 | 10.3 | 21.2 | 35.1 | 33.8 | 15.8 | 9.87 | 7.42 | 7.50 | 8.96 | 9.75 | 9.98 | 11.5 | 11.8 |
| MQ | 9.08 | 31.4 | 29.2 | 44.6 | 56.0 | 22.2 | 12.0 | 9.64 | 13.3 | 12.8 | 12.6 | 12.2 | 13.8 | 16.6 |
| HQ | 13.9 | 49.9 | 56.5 | 56.0 | 91.5 | 35.3 | 16.4 | 21.6 | 27.6 | 28.2 | 18.1 | 19.6 | 20.0 | 26.8 |
| Tag | 24. | 28.+ | 31. | 1. | 10. | 4. | 1.+ | 7. | 6. | 3. | 19. | 29. | 4. | 14. |
| $h_N$ mm | 39 | 134 | 69 | 86 | 101 | 36 | 46 | 57 | 131 | 75 | 73 | 55 | 36 | 55 |
| $h_A$ mm | 10 | 37 | 35 | 50 | 67 | 26 | 14 | 11 | 16 | 15 | 15 | 15 | 16 | 20 |

| | 1937/1999 | | 1938/2000 | | | | | | 63 Jahre | | | | | |
|---|---|---|---|---|---|---|---|---|---|---|---|---|---|---|
| Jahr | 1937 | 1959 | 1940 | 1940 | 1947 | 1938 | 1939 | 1959 | 1976 | 1959 | 1959 | 1959 | 1943 | 1959 |
| NQ | 2.51 | 2.22 | 3.00 | 3.50 | 4.50 | 4.50 | 2.43 | 2.22 | 1.70 | 1.55 | 1.22 | 1.42 | 3.80 | 2.22 |
| MNQ | 10.6 | 14.5 | 18.4 | 18.9 | 17.1 | 13.5 | 9.04 | 6.76 | 5.89 | 5.67 | 6.37 | 8.13 | 10.8 | 14.6 |
| MQ | 21.6 | 31.6 | 37.6 | 35.3 | 33.0 | 24.2 | 15.1 | 11.3 | 12.0 | 10.8 | 11.0 | 14.5 | 21.7 | 31.7 |
| MHQ | 44.1 | 59.4 | 67.0 | 61.3 | 64.4 | 44.7 | 29.4 | 25.1 | 26.2 | 22.5 | 22.3 | 30.3 | 44.3 | 59.5 |
| HQ | 152 | 127 | 147 | 126 | 142 | 124 | 91.6 | 96.4 | 97.8 | 84.5 | 91.8 | 149 | 152 | 127 |
| Jahr | 1998 | 1986 | 1987 | 1946 | 1981 | 1994 | 1965 | 1981 | 1981 | 1954 | 1993 | 1998 | 1998 | 1986 |
| $Mh_N$ mm | 68 | 77 | 70 | 50 | 58 | 50 | 59 | 73 | 78 | 76 | 64 | 64 | 67 | 77 |
| $Mh_A$ mm | 25 | 38 | 45 | 39 | 39 | 28 | 18 | 13 | 14 | 13 | 13 | 17 | 25 | 38 |

| | Abflußjahr (*) 2000 Jahr | Datum | Winter | Sommer | Kalenderjahr 2000 Jahr | Datum |
|---|---|---|---|---|---|---|
| NQ $m^3/s$ | 7.42 | am 23.06.2000 | 7.72 | 7.42 | 7.42 | am 23.06.2000 |
| MQ $m^3/s$ | 22.1 | | 32.1 | 12.1 | 21.2 | |
| HQ $m^3/s$ | 91.5 | am 10.03.2000 bei W= 477 cm | 91.5 | 28.2 | 91.5 | am 10.03.2000 bei W= 477 cm |
| Nq $l/(s km^2)$ | 3.30 | | 3.44 | 3.30 | 3.30 | |
| Mq $l/(s km^2)$ | 9.84 | | 14.3 | 5.39 | 9.44 | |
| Hq $l/(s km^2)$ | 40.7 | | 40.7 | 12.6 | 40.7 | |
| $h_N$ mm | 902 | | 465 | 437 | 820 | |
| $h_A$ mm | 311 | | 225 | 86 | 298 | |
| | 1938/2000 (*) 63 Jahre | | | | 1938/2000 | |
| NQ $m^3/s$ | 1.22 | am 17.09.1959 | 2.22 | 1.22 | 1.22 | am 17.09.1959 |
| MNQ $m^3/s$ | 4.59 | | 8.82 | 4.63 | 4.63 | |
| MQ $m^3/s$ | 21.4 | | 30.6 | 12.5 | 21.5 | |
| MHQ $m^3/s$ | 94.5 | | 91.1 | 49.4 | 94.9 | |
| HQ $m^3/s$ | 152 | am 02.11.1998 bei W= 579 cm | 152 | 149 | 152 | am 02.11.1998 bei W= 579 cm |
| $HQ_1$ $m^3/s$ | | | | | | |
| $HQ_5$ $m^3/s$ | | | | | | |
| MNq $l/(s km^2)$ | 2.04 | | 3.93 | 2.06 | 2.06 | |
| Mq $l/(s km^2)$ | 9.53 | | 13.6 | 5.57 | 9.57 | |
| MHq $l/(s km^2)$ | 42.1 | | 40.6 | 22.0 | 42.3 | |
| $Mh_N$ mm | 786 | | 372 | 414 | 785 | |
| $Mh_A$ mm | 301 | | 214 | 88 | 303 | |

## Extremwerte

| | Niedrigwasser $m^3/s$ | $l/(s km^2)$ | Datum | Hochwasser $m^3/s$ | $l/(s km^2)$ | cm | Datum |
|---|---|---|---|---|---|---|---|
| 1 | 1.22 | 0.543 | 17.09.1959 | 152 | 67.7 | 579 | 02.11.1998 |
| 2 | 1.70 | 0.757 | 10.07.1976 | 147 | 65.4 | 570 | 06.01.1987 |
| 3 | 1.80 | 0.801 | 03.08.1964 | 142 | 63.2 | 569 | 17.03.1981 |
| 4 | 1.87 | 0.833 | 30.07.1960 | 142 | 63.2 | 556 | 16.01.1968 |
| 5 | 2.12 | 0.944 | 12.08.1938 | 139 | 61.9 | 548 | 19.03.1994 |
| 6 | 2.29 | 1.02 | 04.06.1939 | 126 | 56.1 | 567 | 15.02.1946 |
| 7 | 2.30 | 1.02 | 25.07.1943 | 125 | 55.7 | 542 | 19.03.1987 |
| 8 | 2.30 | 1.02 | 25.06.1941 | 124 | 55.2 | 539 | 06.04.1994 |
| 9 | 2.40 | 1.07 | 24.08.1944 | 124 | 55.2 | 535 | 04.03.1979 |
| 10 | 2.50 | 1.11 | 24.10.1962 | 123 | 54.8 | 545 | 28.01.1994 |

## Dauertabelle

Unterschrittene Abflüsse $m^3/s$

| Unterschreitungsdauer in Tagen | Abfluß-jahr (*) 2000 | Kalenderjahr 2000 | 1938/2000 63 Kalenderjahre Obere Hüllwerte | Mittlere Werte | Untere Hüllwerte |
|---|---|---|---|---|---|
| (365) | 90.6 | 90.6 | | | |
| 364 | 86.7 | 86.7 | 150 | 109 | 41.2 |
| 363 | 82.6 | 82.6 | 149 | 101 | 36.7 |
| 362 | 77.6 | 77.6 | 149 | 96.0 | 35.3 |
| 361 | 74.6 | 74.6 | 149 | 91.5 | 34.0 |
| 360 | 72.2 | 72.2 | 149 | 88.0 | 33.1 |
| 359 | 70.9 | 70.9 | 143 | 85.2 | 33.1 |
| 358 | 69.8 | 69.8 | 136 | 83.1 | 33.1 |
| 357 | 67.5 | 67.5 | 132 | 80.6 | 32.1 |
| 356 | 66.2 | 66.2 | 126 | 78.3 | 31.5 |
| 350 | 55.9 | 55.9 | 108 | 68.1 | 29.6 |
| 340 | 49.4 | 47.9 | 93.6 | 56.8 | 25.7 |
| 330 | 46.1 | 44.6 | 84.1 | 49.0 | 22.6 |
| 320 | 44.2 | 42.3 | 75.7 | 42.5 | 20.4 |
| 300 | 39.3 | 34.1 | 65.6 | 33.7 | 18.4 |
| 270 | 27.9 | 24.1 | 45.2 | 25.9 | 13.9 |
| 240 | 22.7 | 20.0 | 36.8 | 21.1 | 9.61 |
| 210 | 17.8 | 15.7 | 31.0 | 17.6 | 5.48 |
| 183 | 14.1 | 14.3 | 27.0 | 14.9 | 5.08 |
| 150 | 12.2 | 13.1 | 23.4 | 12.3 | 4.48 |
| 130 | 11.7 | 12.5 | 20.6 | 11.0 | 4.13 |
| 120 | 11.4 | 12.1 | 18.9 | 10.3 | 3.63 |
| 110 | 11.1 | 11.9 | 18.0 | 9.66 | 3.16 |
| 100 | 10.9 | 11.7 | 17.0 | 9.10 | 2.88 |
| 90 | 10.7 | 11.4 | 16.2 | 8.56 | 2.47 |
| 80 | 10.4 | 11.1 | 15.4 | 8.11 | 2.34 |
| 70 | 10.3 | 10.9 | 14.6 | 7.61 | 2.14 |
| 60 | 9.96 | 10.5 | 14.0 | 7.11 | 1.92 |
| 50 | 9.75 | 10.3 | 13.6 | 6.56 | 1.85 |
| 40 | 8.91 | 9.97 | 12.7 | 5.94 | 1.77 |
| 30 | 8.51 | 9.75 | 12.2 | 5.31 | 1.70 |
| 25 | 8.09 | 9.17 | 11.9 | 5.01 | 1.63 |
| 20 | 8.01 | 8.87 | 10.7 | 4.66 | 1.55 |
| 15 | 7.90 | 8.70 | 10.1 | 4.21 | 1.55 |
| 10 | 7.81 | 8.08 | 9.78 | 3.61 | 1.42 |
| 9 | 7.80 | 8.06 | 9.61 | 3.50 | 1.42 |
| 8 | 7.79 | 8.03 | 9.44 | 3.31 | 1.42 |
| 7 | 7.78 | 8.01 | 9.44 | 3.17 | 1.42 |
| 6 | 7.75 | 7.79 | 9.28 | 3.02 | 1.42 |
| 5 | 7.74 | 7.78 | 9.11 | 2.92 | 1.35 |
| 4 | 7.72 | 7.74 | 9.11 | 2.72 | 1.35 |
| 3 | 7.59 | 7.59 | 9.10 | 2.45 | 1.35 |
| 2 | 7.50 | 7.50 | 8.85 | 2.30 | 1.35 |
| 1 | 7.44 | 7.44 | 8.85 | 1.87 | 1.35 |
| 0 | 7.42 | 7.42 | 8.45 | 1.22 | 1.22 |

(*) Abflußjahr: 1.11. des Vorjahres bis 31.10.
Repräsentativ für die Hase
Einflüsse: RB Alfhausen-Rieste seit 1987

$A_{Eo}$ : 228 $km^2$

PNP : NN + 51.19 m

Lage: 1.5 km oberhalb der Mündung rechts

Q

$m^3/s$

Pegel : Wersen Nr. 3629101

Gewässer : Düte

Gebiet : Hase

## Tageswerte

| Tag | 1999 Nov | 1999 Dez | 2000 Jan | Feb | Mrz | Apr | Mai | Jun | Jul | Aug | Sep | Okt | Nov | Dez |
|---|---|---|---|---|---|---|---|---|---|---|---|---|---|---|
| 1. | 0.608 | 1.08 | 2.50 | 7.13 | 7.09 | 2.98 | 1.64 | 1.41 | 0.818 | 1.97 | 1.09 | 0.974 | 1.74 | 1.36 |
| 2. | 0.755 | 1.29 | 2.33 | 5.95 | 5.58 | 3.01 | 1.63 | 1.41 | 0.981 | 6.28 | 1.32 | 1.57 | 2.46 | 1.53 |
| 3. | 0.601 | 1.29 | 2.25 | 4.67 | 13.7 | 2.92 | 1.54 | 1.42 | 3.74 | 2.79 | 1.47 | 1.11 | 2.10 | 1.44 |
| 4. | 0.598 | 1.70 | 7.54 | 3.89 | 9.75 | 2.73 | 1.45 | 1.87 | 3.31 | 1.95 | 1.25 | 1.04 | 1.67 | 1.35 |
| 5. | 0.595 | 1.22 | 9.73 | 4.12 | 5.78 | 2.45 | 1.44 | 2.35 | 6.41 | 1.59 | 1.10 | 1.03 | 1.50 | 1.43 |
| 6. | 0.592 | 1.44 | 4.42 | 3.44 | 4.93 | 2.27 | 1.27 | 6.17 | 3.29 | 1.41 | 1.26 | 1.38 | 1.50 | 1.42 |
| 7. | 0.962 | 3.08 | 3.89 | 3.78 | 4.60 | 2.36 | 1.34 | 3.40 | 1.62 | 1.34 | 3.68 | 1.03 | 1.50 | 1.67 |
| 8. | 0.882 | 5.40 | 3.15 | 4.80 | 6.82 | 2.35 | 1.33 | 3.30 | 1.37 | 1.33 | 1.48 | 1.03 | 1.49 | 1.58 |
| 9. | 0.728 | 2.69 | 2.83 | 7.35 | 15.3 | 2.24 | 1.25 | 3.20 | 1.28 | 1.48 | 1.57 | 1.54 | 1.57 | 1.57 |
| 10. | 0.724 | 2.30 | 2.54 | 4.47 | 9.87 | 2.23 | 1.24 | 2.38 | 1.44 | 1.25 | 1.48 | 1.23 | 1.40 | 1.81 |
| 11. | 0.720 | 2.40 | 2.46 | 5.77 | 9.53 | 2.42 | 1.15 | 1.71 | 1.68 | 1.18 | 1.32 | 1.79 | 1.32 | 3.77 |
| 12. | 0.719 | 10.2 | 2.28 | 4.14 | 6.91 | 2.61 | 1.08 | 1.20 | 1.26 | 1.11 | 1.25 | 1.36 | 1.32 | 3.86 |
| 13. | 0.719 | 8.73 | 2.19 | 6.09 | 5.37 | 3.58 | 1.08 | 1.38 | 1.18 | 1.04 | 1.17 | 1.15 | 3.74 | 3.95 |
| 14. | 0.718 | 5.84 | 2.11 | 4.37 | 6.29 | 3.12 | 1.01 | 1.03 | 1.49 | 1.12 | 1.09 | 1.09 | 2.07 | 4.64 |
| 15. | 0.718 | 3.93 | 2.01 | 5.16 | 7.56 | 2.67 | 1.01 | 0.858 | 1.75 | 1.12 | 1.01 | 1.02 | 1.71 | 3.24 |
| 16. | 0.645 | 2.44 | 1.92 | 6.47 | 6.82 | 2.36 | 1.02 | 0.770 | 1.92 | 1.05 | 2.07 | 1.03 | 1.62 | 3.15 |
| 17. | 0.717 | 2.46 | 2.12 | 6.20 | 5.26 | 2.16 | 1.34 | 0.767 | 1.82 | 1.67 | 1.45 | 1.03 | 1.53 | 2.50 |
| 18. | 1.09 | 3.07 | 2.22 | 6.91 | 5.16 | 2.34 | 1.18 | 0.680 | 1.39 | 1.06 | 1.37 | 1.11 | 1.52 | 2.13 |
| 19. | 1.16 | 2.21 | 2.02 | 8.35 | 4.48 | 2.14 | 1.43 | 0.678 | 1.23 | 1.13 | 1.22 | 1.04 | 1.60 | 1.97 |
| 20. | 1.01 | 2.05 | 1.92 | 6.65 | 4.03 | 1.93 | 1.27 | 0.761 | 1.14 | 1.85 | 1.15 | 1.04 | 1.51 | 1.81 |
| 21. | 0.936 | 1.88 | 2.22 | 4.60 | 3.69 | 1.83 | 1.20 | 0.843 | 1.06 | 2.58 | 1.22 | 0.978 | 1.42 | 1.65 |
| 22. | 1.16 | 1.72 | 3.84 | 4.15 | 3.57 | 2.20 | 1.36 | 1.10 | 1.06 | 1.52 | 1.22 | 0.910 | 1.50 | 1.57 |
| 23. | 2.32 | 3.17 | 4.18 | 3.81 | 3.46 | 2.29 | 1.12 | 0.754 | 1.05 | 1.21 | 1.07 | 0.986 | 1.58 | 1.49 |
| 24. | 1.30 | 3.29 | 2.73 | 4.26 | 3.34 | 1.99 | 1.45 | 1.34 | 0.969 | 1.14 | 0.992 | 1.60 | 1.57 | 1.58 |
| 25. | 1.15 | 5.29 | 2.33 | 10.2 | 3.23 | 1.88 | 2.36 | 1.09 | 1.85 | 1.07 | 1.35 | 1.07 | 1.40 | 1.58 |
| 26. | 1.23 | 6.23 | 2.14 | 8.03 | 5.04 | 2.06 | 1.54 | 0.747 | 3.68 | 1.08 | 1.28 | 1.29 | 1.48 | 1.58 |
| 27. | 1.08 | 9.87 | 2.34 | 5.16 | 5.36 | 1.86 | 1.30 | 0.662 | 1.57 | 1.08 | 1.20 | 1.44 | 1.32 | 1.59 |
| 28. | 1.08 | 5.36 | 2.24 | 4.93 | 4.25 | 1.76 | 1.47 | 0.743 | 4.69 | 1.38 | 1.13 | 3.11 | 1.64 | 1.67 |
| 29. | 0.930 | 3.49 | 8.07 | 5.58 | 3.80 | 1.75 | 1.31 | 0.823 | 3.75 | 1.63 | 1.05 | 1.98 | 1.72 | 1.59 |
| 30. | 0.929 | 2.88 | 16.4 | | 3.57 | 1.74 | 1.65 | 0.820 | 3.13 | 1.16 | 1.05 | 1.90 | 1.46 | 1.60 |
| 31. | | 2.58 | 12.1 | | 3.23 | | 1.40 | | 4.86 | 1.09 | | 2.26 | | 1.60 |

## Hauptwerte

| | 1999 Nov | 1999 Dez | 2000 Jan | Feb | Mrz | Apr | Mai | Jun | Jul | Aug | Sep | Okt | Nov | Dez |
|---|---|---|---|---|---|---|---|---|---|---|---|---|---|---|
| Tag | 6. | 1. | 16.+ | 6. | 25.+ | 30. | 14.+ | 27. | 1. | 13. | 24. | 22. | 11.+ | 4. |
| NQ | 0.592 | 1.08 | 1.92 | 3.44 | 3.23 | 1.74 | 1.01 | 0.662 | 0.818 | 1.04 | 0.992 | 0.910 | 1.32 | 1.35 |
| MQ | 0.913 | 3.57 | 3.90 | 5.53 | 6.04 | 2.34 | 1.35 | 1.52 | 2.15 | 1.57 | 1.35 | 1.33 | 1.67 | 2.05 |
| HQ | 2.91 | 17.8 | 28.4 | 15.6 | 30.1 | 5.85 | 3.28 | 12.1 | 12.0 | 11.4 | 6.20 | 4.24 | 5.98 | 6.24 |
| Tag | 23. | 12. | 30. | 25. | 9. | 13. | 25. | 6. | 3. | 2. | 7. | 28. | 13. | 14. |
| $h_N$ mm | 51 | 135 | 93 | 104 | 99 | 39 | 51 | 62 | 136 | 72 | 62 | 64 | 48 | 64 |
| $h_A$ mm | 10 | 42 | 46 | 61 | 71 | 27 | 16 | 17 | 25 | 18 | 15 | 16 | 19 | 24 |
| | 1957/1999 | | 1958/2000 43 Jahre | | | | | | | | | | | |
| Jahr | 1959 | 1959 | 1963 | 1963 | 1963 | 1960 | 1960 | 1960 | 1964 | 1959 | 1964 | 1959 | 1959 | 1959 |
| NQ | 0.329 | 0.388 | 0.440 | 0.509 | 0.523 | 0.512 | 0.333 | 0.196 | 0.110 | 0.211 | 0.250 | 0.249 | 0.329 | 0.388 |
| MNQ | 1.16 | 1.65 | 2.05 | 2.07 | 1.96 | 1.70 | 1.21 | 0.916 | 0.775 | 0.697 | 0.761 | 0.923 | 1.16 | 1.65 |
| MQ | 2.46 | 3.89 | 4.40 | 3.75 | 3.69 | 2.86 | 1.94 | 1.58 | 1.42 | 1.21 | 1.32 | 1.76 | 2.45 | 3.83 |
| MHQ | 12.5 | 17.1 | 17.3 | 14.0 | 15.6 | 9.75 | 7.62 | 9.23 | 7.97 | 6.84 | 7.52 | 9.77 | 12.5 | 16.8 |
| HQ | 36.9 | 50.9 | 41.6 | 35.7 | 40.4 | 28.5 | 21.5 | 73.1 | 39.2 | 15.8 | 33.9 | 47.8 | 36.9 | 50.9 |
| Jahr | 1990 | 1986 | 1985 | 1970 | 1992 | 1994 | 1984 | 1981 | 1981 | 1968 | 1993 | 1998 | 1990 | 1986 |
| $Mh_N$ mm | 79 | 92 | 83 | 59 | 68 | 58 | 66 | 80 | 76 | 76 | 70 | 72 | 79 | 91 |
| $Mh_A$ mm | 28 | 46 | 52 | 41 | 43 | 33 | 23 | 18 | 17 | 14 | 15 | 21 | 28 | 45 |

| | Abflußjahr (*) 2000 Jahr | Datum | Winter | Sommer | Kalenderjahr 2000 Jahr | Datum |
|---|---|---|---|---|---|---|
| NQ $m^3/s$ | 0.592 | am 06.11.1999 | 0.592 | 0.662 | 0.662 | am 27.06.2000 |
| MQ $m^3/s$ | 2.63 | | 3.72 | 1.55 | 2.56 | |
| HQ $m^3/s$ | 30.1 | am 09.03.2000 bei W= 254 cm | 30.1 | 12.1 | 30.1 | am 09.03.2000 bei W= 254 cm |
| Nq $l/(s km^2)$ | 2.60 | | 2.60 | 2.90 | 2.90 | |
| Mq $l/(s km^2)$ | 11.5 | | 16.3 | 6.80 | 11.2 | |
| Hq $l/(s km^2)$ | 132 | | 132 | 53.1 | 132 | |
| $h_N$ mm | 968 | | 521 | 447 | 894 | |
| $h_A$ mm | 365 | | 257 | 108 | 355 | |
| | 1958/2000 (*) 43 Jahre | | | | 1958/2000 | |
| NQ $m^3/s$ | 0.110 | am 21.07.1964 | 0.329 | 0.110 | 0.110 | am 21.07.1964 |
| MNQ $m^3/s$ | 0.557 | | 1.03 | 0.586 | 0.578 | |
| MQ $m^3/s$ | 2.52 | | 3.51 | 1.54 | 2.51 | |
| MHQ $m^3/s$ | 27.5 | | 25.7 | 15.9 | 27.5 | |
| HQ $m^3/s$ | 73.1 | am 30.06.1981 bei W= 341 cm | 50.9 | 73.1 | 73.1 | am 30.06.1981 bei W= 341 cm |
| $HQ_1$ $m^3/s$ | | | | | | |
| $HQ_5$ $m^3/s$ | | | | | | |
| MNq $l/(s km^2)$ | 2.44 | | 4.52 | 2.57 | 2.54 | |
| Mq $l/(s km^2)$ | 11.1 | | 15.4 | 6.75 | 11.0 | |
| MHq $l/(s km^2)$ | 121 | | 113 | 69.7 | 121 | |
| $Mh_N$ mm | 879 | | 438 | 440 | 878 | |
| $Mh_A$ mm | 350 | | 242 | 107 | 348 | |

## Extremwerte

| | Niedrigwasser $m^3/s$ | $l/(s km^2)$ | Datum | Hochwasser $m^3/s$ | $l/(s km^2)$ | cm | Datum |
|---|---|---|---|---|---|---|---|
| 1 | 0.110 | 0.482 | 21.07.1964 | 73.1 | 321 | 341 | 30.06.1981 |
| 2 | 0.127 | 0.557 | 17.07.1960 | 50.9 | 223 | 300 | 31.12.1986 |
| 3 | 0.322 | 1.41 | 01.08.1963 | 47.8 | 210 | 294 | 28.10.1998 |
| 4 | 0.325 | 1.43 | 26.08.1976 | 44.9 | 197 | 292 | 04.10.1993 |
| 5 | 0.342 | 1.50 | 09.08.1973 | 41.6 | 182 | 280 | 30.01.1985 |
| 6 | 0.349 | 1.53 | 11.11.1971 | 40.5 | 178 | 278 | 28.01.1994 |
| 7 | 0.351 | 1.54 | 01.10.1962 | 40.4 | 177 | 279 | 13.03.1992 |
| 8 | 0.383 | 1.68 | 05.08.1996 | 40.2 | 176 | 277 | 31.12.1993 |
| 9 | 0.421 | 1.85 | 15.08.1990 | 39.1 | 171 | 275 | 19.03.1994 |
| 10 | 0.426 | 1.87 | 14.08.1975 | 38.1 | 167 | 271 | 19.12.1988 |

## Dauertabelle

Unterschrittene Abflüsse $m^3/s$

| Unterschreitungsdauer in Tagen | Abfluß-jahr (*) 2000 | Kalenderjahr 2000 | 1958/2000 43 Kalenderjahre Obere Hüllwerte | Mittlere Werte | Untere Hüllwerte |
|---|---|---|---|---|---|
| (365) | 16.4 | 16.4 | | | |
| 364 | 15.3 | 15.3 | 59.2 | 20.4 | 4.94 |
| 363 | 13.7 | 13.7 | 42.8 | 17.2 | 4.94 |
| 362 | 12.1 | 12.1 | 34.3 | 14.7 | 3.64 |
| 361 | 12.1 | 10.2 | 26.2 | 13.2 | 3.51 |
| 360 | 12.1 | 9.87 | 24.1 | 12.4 | 3.49 |
| 359 | 10.2 | 9.75 | 22.5 | 11.5 | 3.46 |
| 358 | 10.2 | 9.73 | 22.1 | 10.9 | 3.17 |
| 357 | 9.75 | 9.53 | 21.7 | 10.3 | 3.05 |
| 356 | 9.73 | 8.35 | 20.4 | 9.82 | 3.04 |
| 350 | 7.56 | 7.13 | 14.1 | 7.96 | 2.76 |
| 340 | 6.47 | 6.28 | 11.6 | 6.18 | 2.37 |
| 330 | 5.78 | 5.36 | 9.87 | 5.16 | 2.06 |
| 320 | 5.26 | 4.69 | 8.31 | 4.46 | 1.86 |
| 300 | 4.14 | 3.84 | 6.51 | 3.63 | 1.53 |
| 270 | 3.17 | 3.01 | 4.83 | 2.86 | 1.27 |
| 240 | 2.38 | 2.26 | 4.03 | 2.34 | 0.977 |
| 210 | 2.05 | 1.90 | 3.19 | 1.98 | 0.760 |
| 183 | 1.70 | 1.65 | 2.87 | 1.71 | 0.678 |
| 150 | 1.42 | 1.51 | 2.30 | 1.44 | 0.575 |
| 130 | 1.31 | 1.44 | 2.20 | 1.27 | 0.540 |
| 120 | 1.27 | 1.41 | 2.15 | 1.19 | 0.520 |
| 110 | 1.23 | 1.36 | 2.12 | 1.13 | 0.495 |
| 100 | 1.20 | 1.33 | 2.04 | 1.06 | 0.475 |
| 90 | 1.15 | 1.27 | 1.93 | 0.988 | 0.462 |
| 80 | 1.11 | 1.23 | 1.92 | 0.931 | 0.440 |
| 70 | 1.09 | 1.16 | 1.80 | 0.877 | 0.427 |
| 60 | 1.06 | 1.13 | 1.78 | 0.823 | 0.412 |
| 50 | 1.04 | 1.10 | 1.72 | 0.771 | 0.393 |
| 40 | 0.992 | 1.07 | 1.63 | 0.714 | 0.307 |
| 30 | 0.910 | 1.04 | 1.56 | 0.657 | 0.272 |
| 25 | 0.820 | 1.03 | 1.53 | 0.622 | 0.263 |
| 20 | 0.755 | 0.992 | 1.39 | 0.579 | 0.239 |
| 15 | 0.724 | 0.969 | 1.29 | 0.533 | 0.226 |
| 10 | 0.719 | 0.820 | 1.20 | 0.484 | 0.179 |
| 9 | 0.717 | 0.818 | 1.13 | 0.471 | 0.177 |
| 8 | 0.680 | 0.770 | 1.13 | 0.456 | 0.176 |
| 7 | 0.678 | 0.767 | 1.13 | 0.440 | 0.165 |
| 6 | 0.662 | 0.761 | 1.13 | 0.425 | 0.155 |
| 5 | 0.645 | 0.754 | 1.10 | 0.405 | 0.154 |
| 4 | 0.608 | 0.747 | 1.09 | 0.389 | 0.149 |
| 3 | 0.601 | 0.743 | 1.09 | 0.363 | 0.140 |
| 2 | 0.598 | 0.680 | 1.07 | 0.317 | 0.132 |
| 1 | 0.595 | 0.678 | 1.00 | 0.251 | 0.124 |
| 0 | 0.592 | 0.662 | 0.998 | 0.110 | 0.110 |

(*) Abflußjahr: 1.11. des Vorjahres bis 31.10.

Repräsentativ für die Hydrologische Landschaft Osnabrücker Bergland

$A_{Eo}$ : 506 $km^2$

PNP : NN + 19.00 m

Lage: 7.4 km oberhalb der Mündung links

Q $m^3/s$

Pegel : Uptloh Nr. 3647101

Gewässer : Lager Hase

Gebiet : Hase

## Tageswerte

| Tag | 1999 Nov | 1999 Dez | 2000 Jan | Feb | Mrz | Apr | Mai | Jun | Jul | Aug | Sep | Okt | Nov | Dez |
|---|---|---|---|---|---|---|---|---|---|---|---|---|---|---|
| 1. | 1.29 | 2.25 | 5.74 | 9.72 | 8.34 | 6.30 | 2.95 | 1.74 | 1.21 | 1.91 | 1.76 | 1.85 | 2.35 | 2.16 |
| 2. | 1.36 | 2.24 | 5.37 | 9.17 | 7.97 | 6.13 | 2.89 | 1.65 | 1.17 | 2.26 | 1.78 | 1.91 | 2.62 | 2.17 |
| 3. | 1.36 | 2.48 | 5.26 | 9.07 | 12.5 | 5.83 | 2.87 | 1.59 | 1.13 | 3.01 | 1.98 | 1.88 | 2.60 | 2.11 |
| 4. | 1.31 | 3.60 | 6.01 | 7.42 | 20.3 | 5.80 | 2.81 | 1.73 | 1.16 | 2.42 | 2.43 | 1.72 | 2.58 | 2.08 |
| 5. | 1.28 | 3.16 | 8.10 | 6.94 | 16.2 | 5.37 | 2.65 | 1.66 | 1.78 | 2.04 | 2.29 | 1.72 | 2.35 | 2.13 |
| 6. | 1.35 | 3.21 | 7.35 | 6.35 | 13.2 | 4.96 | 2.51 | 2.12 | 2.27 | 1.81 | 2.08 | 1.78 | 2.24 | 2.11 |
| 7. | 1.33 | 4.99 | 6.54 | 6.18 | 11.4 | 4.45 | 2.41 | 2.09 | 1.93 | 1.63 | 2.28 | 1.81 | 2.34 | 2.27 |
| 8. | 1.30 | 6.81 | 6.02 | 6.70 | 14.0 | 4.37 | 2.39 | 1.91 | 1.55 | 1.56 | 2.74 | 1.71 | 2.28 | 2.32 |
| 9. | 1.31 | 6.01 | 5.35 | 8.50 | 20.4 | 4.35 | 2.29 | 1.74 | 1.56 | 1.75 | 2.50 | 1.87 | 2.22 | 2.33 |
| 10. | 1.34 | 5.54 | 4.77 | 7.73 | 23.6 | 4.15 | 2.24 | 1.61 | 1.64 | 1.87 | 2.44 | 2.01 | 2.12 | 2.30 |
| 11. | 1.32 | 5.61 | 4.52 | 7.85 | 21.4 | 4.13 | 2.18 | 1.52 | 1.64 | 1.71 | 2.34 | 2.15 | 2.10 | 2.66 |
| 12. | 1.32 | 9.54 | 4.34 | 7.13 | 19.9 | 4.22 | 2.08 | 1.43 | 1.56 | 1.70 | 2.03 | 2.40 | 2.07 | 3.24 |
| 13. | 1.33 | 13.5 | 4.27 | 7.39 | 16.1 | 4.20 | 2.03 | 1.38 | 1.45 | 1.62 | 1.88 | 2.11 | 2.32 | 3.90 |
| 14. | 1.34 | 13.2 | 4.08 | 7.73 | 14.1 | 4.53 | 1.93 | 1.38 | 1.44 | 1.46 | 1.89 | 2.03 | 2.41 | 3.65 |
| 15. | 1.31 | 13.3 | 3.85 | 7.69 | 19.1 | 4.57 | 1.88 | 1.55 | 1.74 | 1.35 | 1.77 | 1.92 | 2.19 | 3.57 |
| 16. | 1.32 | 10.0 | 3.72 | 8.70 | 19.3 | 4.26 | 1.87 | 1.61 | 1.76 | 1.42 | 1.88 | 1.73 | 2.20 | 3.89 |
| 17. | 1.41 | 8.13 | 3.88 | 10.3 | 15.5 | 3.95 | 2.09 | 1.46 | 1.57 | 1.49 | 2.50 | 1.79 | 2.14 | 3.70 |
| 18. | 1.59 | 8.08 | 4.15 | 9.38 | 13.1 | 3.76 | 2.18 | 1.35 | 1.42 | 1.77 | 2.14 | 1.75 | 2.15 | 3.27 |
| 19. | 1.74 | 7.00 | 3.80 | 10.3 | 11.6 | 3.63 | 2.15 | 1.26 | 1.36 | 1.73 | 2.15 | 1.78 | 2.12 | 3.03 |
| 20. | 1.62 | 6.06 | 3.62 | 9.04 | 9.74 | 3.56 | 2.12 | 1.24 | 1.29 | 1.59 | 1.89 | 1.81 | 2.06 | 2.80 |
| 21. | 1.58 | 5.40 | 3.95 | 7.68 | 8.75 | 3.37 | 1.94 | 1.18 | 1.23 | 1.78 | 1.76 | 1.80 | 2.03 | 2.63 |
| 22. | 1.66 | 4.97 | 4.74 | 7.27 | 8.06 | 3.20 | 2.06 | 1.19 | 1.17 | 2.17 | 1.66 | 1.73 | 2.08 | 2.38 |
| 23. | 2.15 | 5.12 | 6.28 | 6.93 | 7.32 | 3.56 | 2.00 | 1.23 | 1.24 | 2.11 | 1.64 | 1.69 | 2.09 | 2.57 |
| 24. | 1.98 | 5.96 | 5.21 | 6.75 | 6.91 | 3.65 | 1.97 | 1.49 | 1.15 | 1.92 | 1.55 | 1.75 | 2.19 | 2.49 |
| 25. | 1.93 | 7.39 | 4.35 | 9.16 | 8.19 | 3.52 | 2.28 | 1.93 | 1.14 | 1.74 | 1.53 | 1.83 | 2.12 | 2.54 |
| 26. | 2.01 | 8.69 | 4.06 | 11.0 | 11.0 | 3.29 | 2.14 | 1.57 | 2.32 | 1.63 | 2.22 | 1.96 | 2.10 | 2.42 |
| 27. | 2.05 | 11.6 | 4.38 | 8.72 | 13.4 | 3.37 | 1.92 | 1.37 | 2.19 | 1.58 | 2.44 | 1.94 | 2.04 | 2.43 |
| 28. | 2.09 | 10.8 | 4.60 | 7.79 | 10.1 | 3.15 | 1.86 | 1.32 | 2.07 | 1.78 | 2.19 | 2.43 | 2.05 | 2.48 |
| 29. | 2.03 | 9.28 | 5.85 | 7.90 | 8.14 | 2.99 | 1.83 | 1.28 | 3.26 | 2.16 | 2.26 | 2.45 | 2.34 | 2.49 |
| 30. | 2.07 | 7.43 | 10.9 | | 7.33 | 2.92 | 2.12 | 1.23 | 2.81 | 2.03 | 1.97 | 2.39 | 2.22 | 2.50 |
| 31. | | 6.34 | 11.1 | | 6.77 | | 1.88 | | 2.21 | 1.85 | | 2.49 | | 2.56 |

## Hauptwerte

| | Nov | Dez | Jan | Feb | Mrz | Apr | Mai | Jun | Jul | Aug | Sep | Okt | Nov | Dez |
|---|---|---|---|---|---|---|---|---|---|---|---|---|---|---|
| Tag | 5. | 2. | 20. | 7. | 31. | 30. | 29. | 21. | 3. | 15. | 25. | 23. | 21. | 4. |
| NQ | 1.28 | 2.24 | 3.62 | 6.18 | 6.77 | 2.92 | 1.83 | 1.18 | 1.13 | 1.35 | 1.53 | 1.69 | 2.03 | 2.08 |
| MQ | 1.57 | 7.02 | 5.36 | 8.15 | 13.0 | 4.18 | 2.21 | 1.53 | 1.66 | 1.83 | 2.07 | 1.94 | 2.22 | 2.68 |
| HQ | 2.23 | 14.6 | 11.5 | 11.9 | 24.8 | 6.52 | 3.10 | 2.12 | 3.37 | 3.12 | 2.82 | 2.52 | 2.74 | 4.06 |
| Tag | 23. | 15. | 31. | 25. | 9. | 1. | 1. | 6. | 29. | 3. | 8. | 12. | 2. | 13. |
| $h_N$ mm | 33 | 127 | 55 | 74 | 98 | 34 | 44 | 50 | 100 | 67 | 70 | 52 | 29 | 51 |
| $h_A$ mm | 8 | 37 | 28 | 40 | 69 | 21 | 12 | 8 | 9 | 10 | 11 | 10 | 11 | 14 |
| | 1962/1999 | | 1963/2000 38 Jahre | | | | | | | | | | | |
| Jahr | 1971 | 1975 | 1970 | 1972 | 1972 | 1996 | 1971 | 1963 | 1964 | 1964 | 1964 | 1964 | 1971 | 1975 |
| NQ | 0.875 | 1.24 | 1.29 | 1.30 | 1.50 | 1.57 | 0.856 | 0.550 | 0.125 | 0.118 | 0.098 | 0.251 | 0.875 | 1.24 |
| MNQ | 1.99 | 2.64 | 3.40 | 3.56 | 3.60 | 2.97 | 1.95 | 1.45 | 1.21 | 1.09 | 1.15 | 1.60 | 2.00 | 2.65 |
| MQ | 4.45 | 6.87 | 8.14 | 7.37 | 7.56 | 5.62 | 3.46 | 2.47 | 2.39 | 1.87 | 2.21 | 3.14 | 4.46 | 6.83 |
| MHQ | 12.4 | 17.2 | 19.2 | 17.8 | 19.9 | 12.7 | 8.85 | 7.98 | 7.11 | 4.44 | 5.27 | 7.98 | 12.4 | 16.9 |
| HQ | 45.5 | 35.6 | 41.3 | 54.5 | 56.9 | 33.0 | 34.1 | 37.1 | 28.2 | 12.7 | 32.1 | 50.3 | 45.5 | 35.6 |
| Jahr | 1998 | 1986 | 1968 | 1970 | 1981 | 1970 | 1975 | 1981 | 1981 | 1965 | 1993 | 1998 | 1998 | 1986 |
| $Mh_N$ mm | 66 | 71 | 63 | 45 | 58 | 49 | 58 | 76 | 73 | 67 | 62 | 62 | 66 | 70 |
| $Mh_A$ mm | 23 | 36 | 43 | 36 | 40 | 29 | 18 | 13 | 13 | 10 | 11 | 17 | 23 | 36 |

| | Abflußjahr (*) 2000 Jahr | Datum | Winter | Sommer | Kalenderjahr 2000 Jahr | Datum |
|---|---|---|---|---|---|---|
| NQ $m^3/s$ | 1.13 | am 03.07.2000 | 1.28 | 1.13 | 1.13 | am 03.07.2000 |
| MQ $m^3/s$ | 4.21 | | 6.58 | 1.87 | 3.90 | |
| HQ $m^3/s$ | 24.8 | am 09.03.2000 bei W= 391 cm | 24.8 | 3.37 | 24.8 | am 09.03.2000 bei W= 391 cm |
| Nq $l/(s km^2)$ | 2.23 | | 2.53 | 2.23 | 2.23 | |
| Mq $l/(s km^2)$ | 8.32 | | 13.0 | 3.70 | 7.71 | |
| Hq $l/(s km^2)$ | 49.0 | | 49.0 | 6.66 | 49.0 | |
| $h_N$ mm | 804 | | 421 | 383 | 724 | |
| $h_A$ mm | 263 | | 204 | 59 | 244 | |
| | 1963/2000 (*) 38 Jahre | | | | 1963/2000 | |
| NQ $m^3/s$ | 0.098 | am 15.09.1964 | 0.875 | 0.098 | 0.098 | am 15.09.1964 |
| MNQ $m^3/s$ | 0.873 | | 1.78 | 0.888 | 0.888 | |
| MQ $m^3/s$ | 4.62 | | 6.68 | 2.59 | 4.62 | |
| MHQ $m^3/s$ | 31.9 | | 29.8 | 16.2 | 31.4 | |
| HQ $m^3/s$ | 56.9 | am 13.03.1981 bei W= 508 cm | 56.9 | 50.3 | 56.9 | am 13.03.1981 bei W= 508 cm |
| $HQ_1$ $m^3/s$ | | | | | | |
| $HQ_5$ $m^3/s$ | | | | | | |
| MNq $l/(s km^2)$ | 1.73 | | 3.52 | 1.75 | 1.75 | |
| Mq $l/(s km^2)$ | 9.13 | | 13.2 | 5.12 | 9.13 | |
| MHq $l/(s km^2)$ | 63.0 | | 58.9 | 32.0 | 62.1 | |
| $Mh_N$ mm | 748 | | 351 | 397 | 748 | |
| $Mh_A$ mm | 289 | | 208 | 81 | 289 | |

## Extremwerte

| | Niedrigwasser $m^3/s$ | $l/(s km^2)$ | Datum | Hochwasser $m^3/s$ | $l/(s km^2)$ | cm | Datum |
|---|---|---|---|---|---|---|---|
| 1 | 0.098 | 0.194 | 15.09.1964 | 56.9 | 112 | 508 | 13.03.1981 |
| 2 | 0.212 | 0.419 | 13.07.1971 | 54.5 | 108 | 469 | 23.02.1970 |
| 3 | 0.376 | 0.743 | 27.08.1982 | 50.3 | 99.4 | 512 | 29.10.1998 |
| 4 | 0.486 | 0.960 | 09.09.1975 | 48.6 | 96.0 | 481 | 05.03.1979 |
| 5 | 0.542 | 1.07 | 25.08.1976 | 41.3 | 81.6 | 469 | 16.01.1968 |
| 6 | 0.550 | 1.09 | 06.08.1989 | 39.2 | 77.5 | 470 | 18.03.1987 |
| 7 | 0.550 | 1.09 | 14.06.1963 | 37.3 | 73.7 | 472 | 19.03.1994 |
| 8 | 0.577 | 1.14 | 13.09.1973 | 37.1 | 73.3 | 477 | 30.06.1981 |
| 9 | 0.639 | 1.26 | 21.08.1989 | 37.0 | 73.1 | 446 | 17.06.1977 |
| 10 | 0.665 | 1.31 | 02.10.1969 | 36.4 | 71.9 | 432 | 23.02.1966 |

## Dauertabelle

Unterschrittene Abflüsse $m^3/s$

| Unterschreitungsdauer in Tagen | Abfluß-jahr (*) 2000 | Kalenderjahr 2000 | 1963/2000 38 Kalenderjahre Obere Hüllwerte | Mittlere Werte | Untere Hüllwerte |
|---|---|---|---|---|---|
| (365) | 23.6 | 23.6 | | | |
| 364 | 21.4 | 21.4 | 53.9 | 31.1 | 11.6 |
| 363 | 20.4 | 20.4 | 51.5 | 28.2 | 9.90 |
| 362 | 20.3 | 20.3 | 47.9 | 26.7 | 9.40 |
| 361 | 19.9 | 19.9 | 45.4 | 25.2 | 9.35 |
| 360 | 19.3 | 19.3 | 44.8 | 23.8 | 9.17 |
| 359 | 19.1 | 19.1 | 40.7 | 22.5 | 8.97 |
| 358 | 16.2 | 16.2 | 37.8 | 21.3 | 8.76 |
| 357 | 16.1 | 16.1 | 35.2 | 20.4 | 8.09 |
| 356 | 15.5 | 15.5 | 31.2 | 19.7 | 7.98 |
| 350 | 13.3 | 12.5 | 26.2 | 16.4 | 6.91 |
| 340 | 10.9 | 9.74 | 21.7 | 12.8 | 5.62 |
| 330 | 9.28 | 8.50 | 19.6 | 10.6 | 4.42 |
| 320 | 8.34 | 7.79 | 16.1 | 8.93 | 4.30 |
| 300 | 7.33 | 6.28 | 11.9 | 6.92 | 3.51 |
| 270 | 5.40 | 4.20 | 8.76 | 5.13 | 2.62 |
| 240 | 4.06 | 3.20 | 6.87 | 4.10 | 2.06 |
| 210 | 2.87 | 2.45 | 5.24 | 3.39 | 1.81 |
| 183 | 2.25 | 2.29 | 4.57 | 2.87 | 1.37 |
| 150 | 2.04 | 2.13 | 4.06 | 2.38 | 1.14 |
| 130 | 1.93 | 2.07 | 3.82 | 2.15 | 0.974 |
| 120 | 1.89 | 2.00 | 3.71 | 2.04 | 0.936 |
| 110 | 1.83 | 1.93 | 3.57 | 1.94 | 0.821 |
| 100 | 1.78 | 1.89 | 3.42 | 1.83 | 0.637 |
| 90 | 1.75 | 1.85 | 3.31 | 1.74 | 0.535 |
| 80 | 1.72 | 1.79 | 3.00 | 1.64 | 0.422 |
| 70 | 1.64 | 1.75 | 2.76 | 1.55 | 0.280 |
| 60 | 1.59 | 1.72 | 2.69 | 1.45 | 0.231 |
| 50 | 1.52 | 1.64 | 2.53 | 1.35 | 0.187 |
| 40 | 1.41 | 1.57 | 2.33 | 1.24 | 0.169 |
| 30 | 1.35 | 1.49 | 2.18 | 1.12 | 0.143 |
| 25 | 1.33 | 1.43 | 2.09 | 1.05 | 0.133 |
| 20 | 1.32 | 1.36 | 1.96 | 0.985 | 0.131 |
| 15 | 1.29 | 1.28 | 1.87 | 0.906 | 0.128 |
| 10 | 1.24 | 1.24 | 1.72 | 0.801 | 0.127 |
| 9 | 1.24 | 1.24 | 1.72 | 0.774 | 0.125 |
| 8 | 1.21 | 1.21 | 1.71 | 0.751 | 0.125 |
| 7 | 1.19 | 1.19 | 1.71 | 0.724 | 0.124 |
| 6 | 1.18 | 1.18 | 1.70 | 0.691 | 0.124 |
| 5 | 1.18 | 1.18 | 1.70 | 0.639 | 0.121 |
| 4 | 1.18 | 1.18 | 1.67 | 0.547 | 0.118 |
| 3 | 1.16 | 1.16 | 1.66 | 0.459 | 0.116 |
| 2 | 1.15 | 1.15 | 1.64 | 0.285 | 0.108 |
| 1 | 1.14 | 1.14 | 1.63 | 0.166 | 0.100 |
| 0 | 1.13 | 1.13 | 1.62 | 0.098 | 0.098 |

(*) Abflußjahr: 1.11. des Vorjahres bis 31.10.

Repräsentativ für die Hydrologische Landschaft Carumer Geest

$A_{Eo}$ : 81.7 $km^2$

PNP : NN + 22.10 m

Lage: 17.5 km oberhalb der Mündung rechts

Q

$m^3/s$

Pegel : Augustenfeld Nr. 3672106

Gewässer : Südradde

Gebiet : Hase

## Tageswerte

| Tag | 1999 Nov | 1999 Dez | 2000 Jan | Feb | Mrz | Apr | Mai | Jun | Jul | Aug | Sep | Okt | Nov | Dez |
|---|---|---|---|---|---|---|---|---|---|---|---|---|---|---|
| 1. | 0.404 | 0.539 | 0.942 | 1.25 | 1.21 | 0.980 | 0.719 | 0.735 | 0.445 | 1.77 | 0.553 | 0.599 | 0.714 | 0.610 |
| 2. | 0.407 | 0.509 | 0.953 | 1.31 | 1.14 | 0.978 | 0.716 | 0.742 | 0.408 | 1.16 | 0.553 | 0.658 | 0.749 | 0.608 |
| 3. | 0.384 | 0.574 | 0.921 | 1.19 | 4.04 | 0.976 | 0.713 | 0.721 | 0.400 | 0.521 | 0.602 | 0.625 | 0.725 | 0.605 |
| 4. | 0.386 | 0.736 | 1.25 | 1.08 | 2.35 | 0.930 | 0.703 | 0.751 | 0.391 | 0.371 | 0.602 | 0.592 | 0.701 | 0.603 |
| 5. | 0.389 | 0.675 | 1.31 | 1.13 | 1.86 | 0.928 | 0.692 | 0.772 | 1.35 | 0.362 | 0.577 | 0.589 | 0.677 | 0.600 |
| 6. | 0.392 | 0.709 | 1.13 | 1.08 | 1.65 | 0.881 | 0.681 | 0.876 | 1.26 | 0.391 | 0.577 | 0.587 | 0.682 | 0.605 |
| 7. | 0.422 | 1.27 | 1.19 | 1.08 | 1.45 | 0.834 | 0.671 | 0.892 | 0.849 | 0.422 | 0.601 | 0.584 | 0.657 | 0.609 |
| 8. | 0.398 | 1.21 | 1.07 | 1.26 | 2.33 | 0.831 | 0.660 | 0.864 | 0.599 | 0.433 | 0.601 | 0.552 | 0.662 | 0.642 |
| 9. | 0.400 | 0.869 | 1.03 | 1.40 | 4.19 | 0.828 | 0.650 | 0.797 | 0.589 | 0.465 | 0.665 | 0.579 | 0.698 | 0.647 |
| 10. | 0.431 | 0.752 | 0.942 | 1.20 | 2.32 | 0.824 | 0.674 | 0.771 | 0.580 | 0.498 | 0.665 | 0.606 | 0.756 | 0.623 |
| 11. | 0.434 | 0.875 | 0.944 | 1.27 | 2.23 | 0.821 | 0.663 | 0.783 | 0.570 | 0.555 | 0.632 | 0.633 | 0.753 | 0.685 |
| 12. | 0.409 | 1.78 | 0.900 | 1.14 | 1.69 | 0.862 | 0.652 | 0.718 | 0.560 | 0.569 | 0.599 | 0.630 | 0.720 | 0.835 |
| 13. | 0.411 | 1.60 | 0.901 | 1.34 | 1.43 | 0.859 | 0.641 | 0.691 | 0.508 | 0.558 | 0.575 | 0.598 | 0.747 | 0.937 |
| 14. | 0.443 | 2.75 | 0.903 | 1.28 | 1.74 | 0.898 | 0.662 | 0.701 | 0.777 | 0.570 | 0.550 | 0.567 | 0.714 | 0.895 |
| 15. | 0.417 | 1.45 | 0.859 | 1.41 | 2.13 | 0.895 | 0.651 | 0.745 | 1.66 | 0.583 | 0.550 | 0.564 | 0.681 | 0.950 |
| 16. | 0.420 | 0.960 | 0.860 | 1.54 | 2.05 | 0.849 | 0.671 | 0.682 | 1.31 | 0.583 | 1.07 | 0.562 | 0.679 | 1.05 |
| 17. | 0.451 | 0.928 | 0.908 | 1.48 | 1.54 | 0.845 | 0.689 | 0.620 | 1.18 | 0.582 | 0.759 | 0.559 | 0.676 | 0.866 |
| 18. | 0.483 | 0.943 | 0.909 | 1.48 | 1.47 | 0.800 | 0.707 | 0.560 | 1.13 | 0.582 | 0.662 | 0.529 | 0.644 | 0.781 |
| 19. | 0.515 | 0.825 | 0.865 | 1.55 | 1.35 | 0.797 | 0.693 | 0.501 | 0.999 | 0.557 | 0.630 | 0.554 | 0.641 | 0.756 |
| 20. | 0.547 | 0.801 | 0.866 | 1.36 | 1.22 | 0.794 | 0.708 | 0.444 | 1.03 | 0.581 | 0.595 | 0.552 | 0.639 | 0.699 |
| 21. | 0.519 | 0.775 | 0.914 | 1.16 | 1.15 | 0.748 | 0.694 | 0.436 | 0.895 | 0.581 | 0.568 | 0.549 | 0.636 | 0.704 |
| 22. | 0.551 | 0.749 | 1.10 | 1.11 | 1.09 | 0.746 | 0.717 | 0.429 | 0.844 | 0.581 | 0.566 | 0.519 | 0.634 | 0.677 |
| 23. | 0.645 | 0.874 | 1.10 | 1.11 | 1.04 | 0.784 | 0.702 | 0.421 | 0.872 | 0.556 | 0.540 | 0.517 | 0.631 | 0.650 |
| 24. | 0.586 | 0.977 | 0.965 | 1.06 | 1.04 | 0.781 | 0.757 | 0.474 | 0.901 | 0.555 | 0.538 | 0.542 | 0.628 | 0.655 |
| 25. | 0.557 | 1.36 | 0.874 | 1.55 | 1.15 | 0.778 | 0.775 | 0.526 | 1.01 | 0.530 | 0.559 | 0.566 | 0.626 | 0.659 |
| 26. | 0.559 | 1.84 | 0.875 | 1.29 | 1.70 | 0.734 | 0.757 | 0.517 | 5.44 | 0.530 | 0.706 | 0.555 | 0.623 | 0.663 |
| 27. | 0.531 | 1.58 | 0.923 | 1.15 | 1.45 | 0.731 | 0.739 | 0.508 | 2.59 | 0.530 | 0.734 | 0.545 | 0.621 | 0.635 |
| 28. | 0.533 | 1.20 | 0.925 | 1.10 | 1.20 | 0.728 | 0.721 | 0.499 | 3.99 | 0.579 | 0.669 | 0.609 | 0.618 | 0.639 |
| 29. | 0.535 | 1.05 | 1.56 | 1.05 | 1.08 | 0.725 | 0.766 | 0.462 | 4.25 | 0.554 | 0.666 | 0.597 | 0.644 | 0.643 |
| 30. | 0.505 | 1.00 | 1.63 | | 1.03 | 0.722 | 0.806 | 0.453 | 2.67 | 0.554 | 0.633 | 0.608 | 0.613 | 0.647 |
| 31. | | 0.972 | 1.50 | | 1.03 | | 0.785 | | 2.11 | 0.554 | | 0.665 | | 0.651 |

## Hauptwerte

| | 1999 Nov | 1999 Dez | 2000 Jan | Feb | Mrz | Apr | Mai | Jun | Jul | Aug | Sep | Okt | Nov | Dez |
|---|---|---|---|---|---|---|---|---|---|---|---|---|---|---|
| Tag | 3. | 2. | 15. | 29. | 30.+ | 30. | 13. | 23. | 4. | 5. | 24. | 23. | 30. | 5. |
| NQ | 0.384 | 0.509 | 0.859 | 1.05 | 1.03 | 0.722 | 0.641 | 0.421 | 0.391 | 0.362 | 0.538 | 0.517 | 0.613 | 0.600 |
| MQ | 0.469 | 1.07 | 1.03 | 1.26 | 1.69 | 0.830 | 0.704 | 0.636 | 1.36 | 0.588 | 0.627 | 0.580 | 0.673 | 0.704 |
| HQ | 0.645 | 3.32 | 2.55 | 1.81 | 6.61 | 0.980 | 0.859 | 0.892 | 6.47 | 2.27 | 1.98 | 0.815 | 0.756 | 1.24 |
| Tag | 23. | 14. | 29. | 16. | 3. | 1. | 29. | 7. | 26. | 2. | 16. | 31. | 10. | 15. |
| $h_N$ mm | 41 | 132 | 56 | 74 | 100 | 34 | 52 | 45 | 129 | 79 | 71 | 55 | 41 | 58 |
| $h_A$ mm | 15 | 35 | 34 | 39 | 55 | 26 | 23 | 20 | 45 | 19 | 20 | 19 | 21 | 23 |
| | 1958/1999 | | 1959/2000 42 Jahre | | | | | | | | | | | |
| Jahr | 1960 | 1959 | 1960 | 1959 | 1960 | 1960 | 1960 | 1960 | 1960 | 1959 | 1959 | 1959 | 1960 | 1959 |
| NQ | 0.050 | 0.200 | 0.170 | 0.250 | 0.210 | 0.170 | 0.120 | 0.080 | 0.070 | 0.080 | 0.060 | 0.060 | 0.050 | 0.200 |
| MNQ | 0.603 | 0.760 | 0.850 | 0.845 | 0.832 | 0.759 | 0.625 | 0.531 | 0.470 | 0.442 | 0.468 | 0.518 | 0.605 | 0.762 |
| MQ | 0.896 | 1.20 | 1.32 | 1.19 | 1.22 | 1.02 | 0.824 | 0.749 | 0.765 | 0.651 | 0.625 | 0.732 | 0.898 | 1.20 |
| MHQ | 2.26 | 3.14 | 3.48 | 2.85 | 3.32 | 1.95 | 1.50 | 1.63 | 2.22 | 1.68 | 1.37 | 1.87 | 2.26 | 3.12 |
| HQ | 8.20 | 12.2 | 12.3 | 9.20 | 10.2 | 8.87 | 7.36 | 8.40 | 10.3 | 13.8 | 9.47 | 14.1 | 8.20 | 12.2 |
| Jahr | 1963 | 1960 | 1968 | 1962 | 1987 | 1994 | 1983 | 1981 | 1993 | 1963 | 1993 | 1998 | 1963 | 1960 |
| $Mh_N$ mm | 68 | 78 | 69 | 47 | 62 | 51 | 58 | 74 | 77 | 70 | 64 | 65 | 68 | 77 |
| $Mh_A$ mm | 28 | 39 | 43 | 36 | 40 | 32 | 27 | 24 | 25 | 21 | 20 | 24 | 28 | 39 |

| | Abflußjahr (*) 2000 Jahr | Datum | Winter | Sommer | Kalenderjahr 2000 Jahr | Datum |
|---|---|---|---|---|---|---|
| NQ $m^3/s$ | 0.362 | am 05.08.2000 | 0.384 | 0.362 | 0.362 | am 05.08.2000 |
| MQ $m^3/s$ | 0.904 | | 1.06 | 0.751 | 0.890 | |
| HQ $m^3/s$ | 6.61 | am 03.03.2000 bei W= 105 cm | 6.61 | 6.47 | 6.61 | am 03.03.2000 bei W= 105 cm |
| Nq $l/(s km^2)$ | 4.43 | | 4.70 | 4.43 | 4.43 | |
| Mq $l/(s km^2)$ | 11.1 | | 13.0 | 9.19 | 10.9 | |
| Hq $l/(s km^2)$ | 80.9 | | 80.9 | 79.2 | 80.9 | |
| $h_N$ mm | 868 | | 437 | 431 | 794 | |
| $h_A$ mm | 350 | | 204 | 146 | 344 | |
| | 1959/2000 (*) 42 Jahre | | | | 1959/2000 | |
| NQ $m^3/s$ | 0.050 | am 09.11.1960 | 0.050 | 0.060 | 0.050 | am 09.11.1960 |
| MNQ $m^3/s$ | 0.308 | | 0.516 | 0.343 | 0.340 | |
| MQ $m^3/s$ | 0.931 | | 1.14 | 0.725 | 0.931 | |
| MHQ $m^3/s$ | 6.02 | | 5.24 | 3.66 | 6.12 | |
| HQ $m^3/s$ | 14.1 | am 28.10.1998 bei W= 185 cm | 12.3 | 14.1 | 14.1 | am 28.10.1998 bei W= 185 cm |
| $HQ_1$ $m^3/s$ | | | | | | |
| $HQ_5$ $m^3/s$ | | | | | | |
| MNq $l/(s km^2)$ | 3.77 | | 6.32 | 4.20 | 4.16 | |
| Mq $l/(s km^2)$ | 11.4 | | 14.0 | 8.87 | 11.4 | |
| MHq $l/(s km^2)$ | 73.7 | | 64.1 | 44.8 | 74.9 | |
| $Mh_N$ mm | 782 | | 374 | 408 | 782 | |
| $Mh_A$ mm | 360 | | 219 | 141 | 360 | |

## Extremwerte

| | Niedrigwasser $m^3/s$ | $l/(s km^2)$ | Datum | Hochwasser $m^3/s$ | $l/(s km^2)$ | cm | Datum |
|---|---|---|---|---|---|---|---|
| 1 | 0.050 | 0.612 | 09.11.1960 | 14.1 | 173 | 185 | 28.10.1998 |
| 2 | 0.060 | 0.734 | 14.09.1959 | 13.8 | 169 | 184 | 21.08.1963 |
| 3 | 0.070 | 0.857 | 06.10.1960 | 12.3 | 151 | 174 | 15.01.1968 |
| 4 | 0.070 | 0.857 | 28.07.1960 | 12.2 | 149 | 142 | 05.12.1960 |
| 5 | 0.081 | 0.991 | 13.08.1987 | 10.6 | 130 | 138 | 02.12.1961 |
| 6 | 0.150 | 1.84 | 18.08.1963 | 10.3 | 126 | 167 | 25.07.1993 |
| 7 | 0.150 | 1.84 | 08.06.1963 | 10.2 | 125 | 145 | 18.03.1987 |
| 8 | 0.150 | 1.84 | 07.09.1962 | 9.98 | 122 | 152 | 14.10.1993 |
| 9 | 0.153 | 1.87 | 19.07.1993 | 9.47 | 116 | 149 | 26.09.1993 |
| 10 | 0.166 | 2.03 | 18.10.1984 | 9.45 | 116 | 139 | 19.03.1994 |

## Dauertabelle

| Unterschreitungsdauer in Tagen | Unterschrittene Abflüsse $m^3/s$: Abfluß-jahr (*) 2000 | Kalenderjahr 2000 | 1959/2000 42 Kalenderjahre Obere Hüllwerte | Mittlere Werte | Untere Hüllwerte |
|---|---|---|---|---|---|
| (365) | 5.44 | 5.44 | | | |
| 364 | 4.25 | 4.25 | 12.7 | 5.70 | 1.12 |
| 363 | 4.19 | 4.19 | 11.5 | 4.64 | 0.957 |
| 362 | 4.04 | 4.04 | 8.51 | 4.20 | 0.922 |
| 361 | 3.99 | 3.99 | 8.02 | 3.85 | 0.840 |
| 360 | 2.75 | 2.67 | 7.75 | 3.51 | 0.830 |
| 359 | 2.67 | 2.59 | 7.10 | 3.32 | 0.825 |
| 358 | 2.59 | 2.35 | 6.90 | 3.15 | 0.802 |
| 357 | 2.35 | 2.33 | 6.55 | 3.01 | 0.788 |
| 356 | 2.33 | 2.32 | 6.55 | 2.91 | 0.767 |
| 350 | 1.86 | 1.77 | 4.95 | 2.51 | 0.737 |
| 340 | 1.60 | 1.55 | 4.10 | 2.06 | 0.713 |
| 330 | 1.47 | 1.40 | 3.90 | 1.76 | 0.661 |
| 320 | 1.36 | 1.27 | 3.55 | 1.52 | 0.640 |
| 300 | 1.20 | 1.14 | 3.20 | 1.26 | 0.550 |
| 270 | 1.04 | 0.950 | 2.80 | 1.03 | 0.360 |
| 240 | 0.900 | 0.864 | 2.60 | 0.886 | 0.320 |
| 210 | 0.806 | 0.766 | 2.48 | 0.790 | 0.260 |
| 183 | 0.739 | 0.718 | 2.45 | 0.715 | 0.250 |
| 150 | 0.674 | 0.669 | 2.30 | 0.641 | 0.220 |
| 130 | 0.632 | 0.650 | 2.15 | 0.601 | 0.200 |
| 120 | 0.601 | 0.636 | 2.10 | 0.585 | 0.190 |
| 110 | 0.586 | 0.626 | 2.05 | 0.560 | 0.180 |
| 100 | 0.580 | 0.610 | 2.05 | 0.540 | 0.160 |
| 90 | 0.567 | 0.602 | 2.05 | 0.515 | 0.150 |
| 80 | 0.558 | 0.592 | 2.00 | 0.498 | 0.130 |
| 70 | 0.555 | 0.580 | 2.00 | 0.477 | 0.130 |
| 60 | 0.545 | 0.567 | 1.95 | 0.453 | 0.110 |
| 50 | 0.531 | 0.557 | 1.85 | 0.430 | 0.100 |
| 40 | 0.509 | 0.554 | 1.80 | 0.401 | 0.080 |
| 30 | 0.453 | 0.538 | 1.65 | 0.373 | 0.080 |
| 25 | 0.436 | 0.521 | 1.60 | 0.352 | 0.070 |
| 20 | 0.429 | 0.517 | 1.60 | 0.328 | 0.070 |
| 15 | 0.411 | 0.465 | 1.55 | 0.287 | 0.070 |
| 10 | 0.404 | 0.436 | 1.55 | 0.244 | 0.060 |
| 9 | 0.404 | 0.433 | 1.55 | 0.231 | 0.060 |
| 8 | 0.398 | 0.429 | 1.55 | 0.211 | 0.060 |
| 7 | 0.392 | 0.422 | 1.50 | 0.203 | 0.060 |
| 6 | 0.392 | 0.421 | 1.50 | 0.191 | 0.060 |
| 5 | 0.392 | 0.408 | 1.50 | 0.164 | 0.060 |
| 4 | 0.389 | 0.400 | 1.45 | 0.142 | 0.060 |
| 3 | 0.386 | 0.400 | 1.45 | 0.140 | 0.060 |
| 2 | 0.384 | 0.400 | 1.45 | 0.110 | 0.060 |
| 1 | 0.371 | 0.371 | 1.45 | 0.081 | 0.060 |
| 0 | 0.362 | 0.362 | 1.20 | 0.050 | 0.050 |

(*) Abflußjahr: 1.11. des Vorjahres bis 31.10.

Repräsentativ für die Hydrologische Landschaft Dwergter Geest

$A_{Eo}$ : 86.9 $km^2$

PNP : NN + 16.42 m

Lage: 3.2 km oberhalb der Mündung links

Q $m^3/s$

Pegel : Lotten Nr. 3676106

Gewässer : Lotter Beeke

Gebiet : Hase

## Tageswerte

| Tag | 1999 Nov | 1999 Dez | 2000 Jan | Feb | Mrz | Apr | Mai | Jun | Jul | Aug | Sep | Okt | Nov | Dez |
|---|---|---|---|---|---|---|---|---|---|---|---|---|---|---|
| 1. | 0.468 | 0.607 | 1.59 | 2.05 | 2.30 | 1.63 | 0.885 | 0.571 | 0.276 | 0.745 | 0.734 | 0.954 | 0.914 | 0.824 |
| 2. | 0.476 | 0.615 | 1.58 | 2.06 | 2.18 | 1.67 | 0.875 | 0.550 | 0.271 | 0.894 | 0.722 | 0.961 | 0.989 | 0.829 |
| 3. | 0.467 | 0.632 | 1.56 | 1.99 | 3.13 | 1.61 | 0.865 | 0.530 | 0.265 | 1.01 | 0.793 | 0.936 | 0.991 | 0.817 |
| 4. | 0.458 | 0.676 | 1.68 | 1.88 | 2.96 | 1.56 | 0.886 | 0.550 | 0.292 | 0.957 | 0.776 | 0.878 | 0.956 | 0.806 |
| 5. | 0.453 | 0.694 | 1.86 | 1.92 | 2.63 | 1.54 | 0.869 | 0.544 | 0.375 | 0.836 | 0.764 | 0.837 | 0.921 | 0.811 |
| 6. | 0.456 | 0.716 | 1.78 | 1.85 | 2.46 | 1.42 | 0.852 | 0.568 | 0.942 | 0.816 | 0.739 | 0.813 | 0.905 | 0.817 |
| 7. | 0.471 | 0.847 | 1.76 | 1.86 | 2.34 | 1.37 | 0.818 | 0.590 | 0.536 | 0.793 | 0.779 | 0.788 | 0.888 | 0.856 |
| 8. | 0.471 | 1.02 | 1.71 | 1.90 | 2.50 | 1.35 | 0.802 | 0.598 | 0.445 | 0.771 | 0.779 | 0.764 | 0.852 | 0.878 |
| 9. | 0.464 | 1.04 | 1.63 | 2.02 | 3.43 | 1.33 | 0.802 | 0.562 | 0.446 | 0.766 | 0.793 | 0.756 | 0.854 | 0.884 |
| 10. | 0.466 | 1.05 | 1.57 | 1.95 | 3.00 | 1.28 | 0.820 | 0.526 | 0.447 | 0.749 | 0.807 | 0.780 | 0.856 | 0.872 |
| 11. | 0.469 | 1.07 | 1.52 | 2.02 | 2.94 | 1.23 | 0.802 | 0.505 | 0.392 | 0.737 | 0.821 | 0.787 | 0.857 | 0.935 |
| 12. | 0.472 | 1.47 | 1.50 | 1.95 | 2.67 | 1.23 | 0.785 | 0.484 | 0.340 | 0.726 | 0.820 | 0.779 | 0.859 | 1.02 |
| 13. | 0.474 | 1.67 | 1.47 | 2.14 | 2.45 | 1.24 | 0.768 | 0.449 | 0.321 | 0.701 | 0.791 | 0.755 | 0.898 | 1.11 |
| 14. | 0.477 | 1.82 | 1.44 | 2.10 | 2.43 | 1.26 | 0.751 | 0.443 | 0.332 | 0.690 | 0.789 | 0.762 | 0.899 | 1.14 |
| 15. | 0.473 | 1.74 | 1.41 | 2.14 | 2.61 | 1.22 | 0.750 | 0.479 | 0.393 | 0.678 | 0.772 | 0.753 | 0.863 | 1.12 |
| 16. | 0.466 | 1.57 | 1.42 | 2.26 | 2.59 | 1.19 | 0.748 | 0.458 | 0.398 | 0.666 | 0.845 | 0.760 | 0.846 | 1.17 |
| 17. | 0.469 | 1.50 | 1.42 | 2.34 | 2.38 | 1.14 | 0.760 | 0.410 | 0.401 | 0.680 | 0.888 | 0.751 | 0.829 | 1.14 |
| 18. | 0.495 | 1.51 | 1.46 | 2.42 | 2.28 | 1.09 | 0.784 | 0.390 | 0.405 | 0.681 | 0.948 | 0.725 | 0.812 | 1.10 |
| 19. | 0.504 | 1.43 | 1.40 | 2.46 | 2.23 | 1.07 | 0.765 | 0.368 | 0.408 | 0.656 | 0.983 | 0.685 | 0.798 | 1.09 |
| 20. | 0.493 | 1.37 | 1.40 | 2.38 | 2.10 | 1.04 | 0.746 | 0.355 | 0.411 | 0.683 | 0.945 | 0.663 | 0.799 | 1.06 |
| 21. | 0.496 | 1.31 | 1.41 | 2.18 | 2.01 | 1.02 | 0.727 | 0.341 | 0.404 | 0.697 | 0.942 | 0.670 | 0.784 | 1.02 |
| 22. | 0.510 | 1.27 | 1.48 | 2.10 | 1.92 | 0.992 | 0.722 | 0.335 | 0.405 | 0.711 | 0.924 | 0.676 | 0.770 | 0.988 |
| 23. | 0.581 | 1.32 | 1.55 | 2.02 | 1.87 | 1.03 | 0.702 | 0.329 | 0.446 | 0.737 | 0.888 | 0.683 | 0.772 | 0.997 |
| 24. | 0.562 | 1.45 | 1.49 | 2.06 | 1.82 | 1.02 | 0.696 | 0.346 | 0.448 | 0.738 | 0.868 | 0.703 | 0.789 | 0.984 |
| 25. | 0.565 | 1.71 | 1.46 | 2.50 | 1.84 | 0.997 | 0.743 | 0.401 | 0.439 | 0.714 | 0.897 | 0.710 | 0.775 | 0.973 |
| 26. | 0.582 | 1.85 | 1.39 | 2.54 | 2.03 | 0.989 | 0.723 | 0.354 | 0.595 | 0.702 | 0.977 | 0.716 | 0.776 | 0.962 |
| 27. | 0.589 | 2.04 | 1.40 | 2.30 | 2.05 | 0.961 | 0.684 | 0.335 | 0.609 | 0.690 | 1.08 | 0.723 | 0.761 | 0.951 |
| 28. | 0.593 | 1.90 | 1.44 | 2.18 | 2.00 | 0.933 | 0.664 | 0.315 | 0.704 | 0.860 | 1.07 | 0.777 | 0.779 | 0.959 |
| 29. | 0.591 | 1.74 | 1.73 | 2.14 | 1.84 | 0.905 | 0.660 | 0.302 | 0.999 | 0.825 | 1.06 | 0.802 | 0.829 | 0.946 |
| 30. | 0.584 | 1.67 | 2.11 | | 1.78 | 0.894 | 0.622 | 0.289 | 0.849 | 0.771 | 1.01 | 0.845 | 0.818 | 0.975 |
| 31. | | 1.62 | 2.16 | | 1.69 | | 0.591 | | 0.781 | 0.746 | | 0.925 | | 0.983 |

## Hauptwerte

| | | | | | | | | | | | | | | |
|---|---|---|---|---|---|---|---|---|---|---|---|---|---|---|
| Tag | 5. | 1. | 26. | 6. | 31. | 30. | 31. | 30. | 3. | 19. | 2. | 20. | 27. | 4. |
| NQ | 0.453 | 0.607 | 1.39 | 1.85 | 1.69 | 0.894 | 0.591 | 0.289 | 0.265 | 0.656 | 0.722 | 0.663 | 0.761 | 0.806 |
| MQ | 0.503 | 1.32 | 1.57 | 2.13 | 2.34 | 1.21 | 0.763 | 0.443 | 0.477 | 0.756 | 0.867 | 0.778 | 0.848 | 0.968 |
| HQ | 0.607 | 2.08 | 2.23 | 2.75 | 4.19 | 1.67 | 0.761 | 0.630 | 1.25 | 1.04 | 1.00 | 0.977 | 1.01 | 1.18 |
| Tag | 28. | 27. | 30. | 25. | 9. | 2. | 25. | 8. | 6. | 3. | 19. | 2. | 2. | 17. |
| $h_N$ mm | 50 | 134 | 61 | 90 | 95 | 41 | 53 | 56 | 124 | 86 | 89 | 55 | 43 | 53 |
| $h_A$ mm | 15 | 41 | 48 | 61 | 72 | 36 | 24 | 13 | 15 | 23 | 26 | 24 | 25 | 30 |
| | 1972/1999 | | 1973/2000 28 Jahre | | | | | | | | | | | |
| Jahr | 1975 | 1978 | 1973 | 1986 | 1986 | 1974 | 1974 | 1974 | 1976 | 1976 | 1976 | 1983 | 1975 | 1978 |
| NQ | 0.290 | 0.470 | 0.460 | 0.614 | 0.667 | 0.490 | 0.250 | 0.260 | 0.250 | 0.190 | 0.230 | 0.270 | 0.290 | 0.470 |
| MNQ | 0.737 | 0.922 | 1.16 | 1.08 | 1.06 | 0.872 | 0.655 | 0.481 | 0.422 | 0.380 | 0.464 | 0.611 | 0.746 | 0.933 |
| MQ | 1.05 | 1.41 | 1.67 | 1.44 | 1.45 | 1.11 | 0.805 | 0.672 | 0.566 | 0.508 | 0.626 | 0.821 | 1.05 | 1.42 |
| MHQ | 1.76 | 2.60 | 3.25 | 2.29 | 2.80 | 1.68 | 1.09 | 1.11 | 0.986 | 0.868 | 1.06 | 1.66 | 1.75 | 2.61 |
| HQ | 7.30 | 7.38 | 8.24 | 4.05 | 7.69 | 7.70 | 2.69 | 3.27 | 3.21 | 3.54 | 6.13 | 11.8 | 7.30 | 7.38 |
| Jahr | 1998 | 1993 | 1994 | 1995 | 1994 | 1994 | 1975 | 1995 | 1993 | 1987 | 1993 | 1998 | 1998 | 1993 |
| $Mh_N$ mm | 67 | 78 | 73 | 46 | 64 | 45 | 56 | 76 | 73 | 64 | 70 | 66 | 66 | 80 |
| $Mh_A$ mm | 31 | 43 | 51 | 42 | 45 | 33 | 25 | 20 | 17 | 16 | 19 | 25 | 31 | 44 |

| | | Abflußjahr (*) 2000 Jahr | Datum | Winter | Sommer | Kalenderjahr 2000 Jahr | Datum |
|---|---|---|---|---|---|---|---|
| NQ | $m^3/s$ | 0.265 | am 03.07.2000 | 0.453 | 0.265 | 0.265 | am 03.07.2000 |
| MQ | $m^3/s$ | 1.09 | | 1.51 | 0.681 | 1.09 | |
| HQ | $m^3/s$ | 4.19 | am 09.03.2000 bei W= 117 cm | 4.19 | 1.25 | 4.19 | am 09.03.2000 bei W= 117 cm |
| Nq | $l/(skm^2)$ | 3.05 | | 5.21 | 3.05 | 3.05 | |
| Mq | $l/(skm^2)$ | 12.5 | | 17.4 | 7.84 | 12.5 | |
| Hq | $l/(skm^2)$ | 48.2 | | 48.2 | 14.4 | 48.2 | |
| $h_N$ | mm | 934 | | 471 | 463 | 846 | |
| $h_A$ | mm | 397 | | 273 | 125 | 397 | |
| | | 1973/2000 (*) 28 Jahre | | | | 1973/2000 | |
| NQ | $m^3/s$ | 0.190 | am 26.08.1976 | 0.290 | 0.190 | 0.190 | am 26.08.1976 |
| MNQ | $m^3/s$ | 0.343 | | 0.638 | 0.346 | 0.346 | |
| MQ | $m^3/s$ | 1.01 | | 1.36 | 0.666 | 1.01 | |
| MHQ | $m^3/s$ | 4.49 | | 3.98 | 2.45 | 4.61 | |
| HQ | $m^3/s$ | 11.8 | am 28.10.1998 bei W= 258 cm | 8.24 | 11.8 | 11.8 | am 28.10.1998 bei W= 258 cm |
| $HQ_1$ | $m^3/s$ | | | | | | |
| $HQ_5$ | $m^3/s$ | | | | | | |
| MNq | $l/(skm^2)$ | 3.95 | | 7.34 | 3.98 | 3.98 | |
| Mq | $l/(skm^2)$ | 11.6 | | 15.7 | 7.66 | 11.6 | |
| MHq | $l/(skm^2)$ | 51.7 | | 45.8 | 28.2 | 53.0 | |
| $Mh_N$ | mm | 778 | | 373 | 404 | 778 | |
| $Mh_A$ | mm | 368 | | 246 | 122 | 368 | |

## Extremwerte

| | Niedrigwasser $m^3/s$ | $l/(skm^2)$ | Datum | Hochwasser $m^3/s$ | $l/(skm^2)$ | cm | Datum |
|---|---|---|---|---|---|---|---|
| 1 | 0.190 | 2.19 | 26.08.1976 | 11.8 | 136 | 258 | 28.10.1998 |
| 2 | 0.200 | 2.30 | 01.08.1974 | 10.6 | 122 | 210 | 04.10.1993 |
| 3 | 0.220 | 2.53 | 27.08.1974 | 8.24 | 94.8 | 172 | 28.01.1994 |
| 4 | 0.228 | 2.62 | 22.08.1995 | 7.94 | 91.4 | 171 | 25.01.1985 |
| 5 | 0.238 | 2.74 | 27.08.1983 | 7.70 | 88.6 | 165 | 05.04.1994 |
| 6 | 0.240 | 2.76 | 09.09.1973 | 7.69 | 88.5 | 162 | 19.03.1994 |
| 7 | 0.260 | 2.99 | 14.09.1991 | 7.38 | 84.9 | 156 | 31.12.1993 |
| 8 | 0.260 | 2.99 | 08.09.1982 | 7.31 | 84.1 | 161 | 02.01.1987 |
| 9 | 0.265 | 3.05 | 03.07.2000 | 7.03 | 80.9 | 157 | 18.03.1987 |
| 10 | 0.267 | 3.07 | 07.08.1996 | 6.95 | 80.0 | 166 | 09.11.1998 |

## Dauertabelle

Unterschrittene Abflüsse $m^3/s$

| Unterschreitungsdauer in Tagen | Abfluß-jahr (*) 2000 | Kalenderjahr 2000 | 1973/2000 28 Kalenderjahre Obere Hüllwerte | Mittlere Werte | Untere Hüllwerte |
|---|---|---|---|---|---|
| (365) | 3.43 | 3.43 | | | |
| 364 | 3.13 | 3.13 | 10.6 | 4.14 | 1.81 |
| 363 | 3.00 | 3.00 | 7.17 | 3.80 | 1.64 |
| 362 | 2.96 | 2.96 | 6.95 | 3.44 | 1.60 |
| 361 | 2.94 | 2.94 | 6.54 | 3.23 | 1.49 |
| 360 | 2.67 | 2.67 | 5.78 | 3.08 | 1.46 |
| 359 | 2.63 | 2.63 | 5.14 | 2.97 | 1.39 |
| 358 | 2.61 | 2.61 | 5.06 | 2.85 | 1.34 |
| 357 | 2.59 | 2.59 | 4.84 | 2.73 | 1.33 |
| 356 | 2.54 | 2.54 | 4.77 | 2.67 | 1.29 |
| 350 | 2.43 | 2.43 | 3.86 | 2.35 | 1.24 |
| 340 | 2.23 | 2.23 | 3.43 | 2.06 | 1.15 |
| 330 | 2.11 | 2.11 | 3.09 | 1.88 | 1.10 |
| 320 | 2.03 | 2.01 | 2.86 | 1.73 | 1.05 |
| 300 | 1.82 | 1.71 | 2.46 | 1.49 | 0.920 |
| 270 | 1.48 | 1.41 | 2.10 | 1.24 | 0.810 |
| 240 | 1.22 | 1.03 | 1.81 | 1.08 | 0.710 |
| 210 | 0.945 | 0.945 | 1.50 | 0.952 | 0.590 |
| 183 | 0.825 | 0.865 | 1.40 | 0.851 | 0.500 |
| 150 | 0.765 | 0.806 | 1.29 | 0.736 | 0.450 |
| 130 | 0.738 | 0.780 | 1.22 | 0.668 | 0.420 |
| 120 | 0.722 | 0.772 | 1.18 | 0.639 | 0.389 |
| 110 | 0.697 | 0.761 | 1.12 | 0.611 | 0.323 |
| 100 | 0.680 | 0.748 | 1.05 | 0.582 | 0.311 |
| 90 | 0.632 | 0.726 | 0.869 | 0.559 | 0.305 |
| 80 | 0.590 | 0.704 | 0.830 | 0.531 | 0.299 |
| 70 | 0.562 | 0.684 | 0.811 | 0.501 | 0.290 |
| 60 | 0.495 | 0.663 | 0.785 | 0.471 | 0.280 |
| 50 | 0.472 | 0.568 | 0.754 | 0.435 | 0.270 |
| 40 | 0.456 | 0.479 | 0.730 | 0.401 | 0.260 |
| 30 | 0.411 | 0.411 | 0.699 | 0.368 | 0.260 |
| 25 | 0.404 | 0.404 | 0.698 | 0.351 | 0.260 |
| 20 | 0.392 | 0.392 | 0.682 | 0.331 | 0.240 |
| 15 | 0.354 | 0.354 | 0.678 | 0.311 | 0.230 |
| 10 | 0.340 | 0.340 | 0.623 | 0.285 | 0.220 |
| 9 | 0.332 | 0.332 | 0.614 | 0.281 | 0.220 |
| 8 | 0.329 | 0.329 | 0.614 | 0.278 | 0.220 |
| 7 | 0.321 | 0.321 | 0.614 | 0.273 | 0.220 |
| 6 | 0.315 | 0.315 | 0.605 | 0.271 | 0.220 |
| 5 | 0.302 | 0.302 | 0.605 | 0.262 | 0.220 |
| 4 | 0.292 | 0.292 | 0.597 | 0.261 | 0.220 |
| 3 | 0.289 | 0.289 | 0.591 | 0.253 | 0.220 |
| 2 | 0.276 | 0.276 | 0.584 | 0.250 | 0.210 |
| 1 | 0.271 | 0.271 | 0.584 | 0.236 | 0.210 |
| 0 | 0.265 | 0.265 | 0.579 | 0.190 | 0.190 |

(*) Abflußjahr: 1.11. des Vorjahres bis 31.10.

Repräsentativ für die Hydrologische Landschaft Emsland

$A_{Eo}$ : 127 $km^2$

PNP : NN + 14.00 m

Lage: 9.4 km oberhalb der Mündung rechts

Q $m^3/s$

Pegel : Apeldorn Nr. 3723105

Gewässer : Nordradde

Gebiet : Mittlere Ems

## Tageswerte

| Tag | 1999 Nov | 1999 Dez | 2000 Jan | Feb | Mrz | Apr | Mai | Jun | Jul | Aug | Sep | Okt | Nov | Dez |
|---|---|---|---|---|---|---|---|---|---|---|---|---|---|---|
| 1. | 0.799 | 0.904 | 1.34 | 1.68 | 1.91 | 1.46 | 1.09 | 0.981 | 0.246 | 0.677 | 1.16 | 1.11 | 1.14 | 1.03 |
| 2. | 0.798 | 0.908 | 1.34 | 1.75 | 1.80 | 1.45 | 1.08 | 0.932 | 0.215 | 2.20 | 1.23 | 1.15 | 1.22 | 1.03 |
| 3. | 0.797 | 0.944 | 1.31 | 1.72 | 4.84 | 1.40 | 1.07 | 0.911 | 0.252 | 2.20 | 1.32 | 1.11 | 1.18 | 1.00 |
| 4. | 0.798 | 1.13 | 1.60 | 1.58 | 3.44 | 1.39 | 1.09 | 0.889 | 0.995 | 1.52 | 1.45 | 1.07 | 1.14 | 1.01 |
| 5. | 0.798 | 1.06 | 1.78 | 1.65 | 2.41 | 1.43 | 1.07 | 0.891 | 2.00 | 1.19 | 1.16 | 1.07 | 1.10 | 1.01 |
| 6. | 0.799 | 1.06 | 1.49 | 1.57 | 2.13 | 1.34 | 1.03 | 0.989 | 1.55 | 1.02 | 0.835 | 1.07 | 1.06 | 1.02 |
| 7. | 0.799 | 1.70 | 1.53 | 1.58 | 1.97 | 1.29 | 1.01 | 0.964 | 0.632 | 0.866 | 0.952 | 1.03 | 1.06 | 1.07 |
| 8. | 0.799 | 1.93 | 1.50 | 1.71 | 2.50 | 1.24 | 0.998 | 0.917 | 0.344 | 0.792 | 0.936 | 1.03 | 1.05 | 1.07 |
| 9. | 0.800 | 1.53 | 1.42 | 2.05 | 4.54 | 1.24 | 1.01 | 0.864 | 0.481 | 0.930 | 1.01 | 1.03 | 1.05 | 1.08 |
| 10. | 0.832 | 1.42 | 1.34 | 1.83 | 3.12 | 1.23 | 1.03 | 0.813 | 0.478 | 0.926 | 1.05 | 1.03 | 1.09 | 1.09 |
| 11. | 0.801 | 1.38 | 1.30 | 1.93 | 2.58 | 1.22 | 1.01 | 0.784 | 0.474 | 0.855 | 0.973 | 1.07 | 1.16 | 1.17 |
| 12. | 0.801 | 2.19 | 1.26 | 1.76 | 2.29 | 1.26 | 0.968 | 0.756 | 0.329 | 0.855 | 0.986 | 1.11 | 1.12 | 1.30 |
| 13. | 0.802 | 2.15 | 1.27 | 1.81 | 1.97 | 1.25 | 0.953 | 0.727 | 0.276 | 0.714 | 0.966 | 1.03 | 1.20 | 1.56 |
| 14. | 0.802 | 2.64 | 1.23 | 1.80 | 2.06 | 1.29 | 0.938 | 0.718 | 0.676 | 0.643 | 0.979 | 1.03 | 1.16 | 1.44 |
| 15. | 0.802 | 2.32 | 1.19 | 1.85 | 2.53 | 1.24 | 0.950 | 0.726 | 0.886 | 0.501 | 0.991 | 0.995 | 1.12 | 1.41 |
| 16. | 0.803 | 1.61 | 1.20 | 1.95 | 2.36 | 1.23 | 0.960 | 0.695 | 0.668 | 0.501 | 1.24 | 0.994 | 1.08 | 1.50 |
| 17. | 0.803 | 1.50 | 1.20 | 2.05 | 2.04 | 1.19 | 0.998 | 0.647 | 0.522 | 0.501 | 1.19 | 0.994 | 1.08 | 1.39 |
| 18. | 0.835 | 1.58 | 1.20 | 1.88 | 1.98 | 1.18 | 1.01 | 0.617 | 0.447 | 0.501 | 1.13 | 0.958 | 1.04 | 1.31 |
| 19. | 0.867 | 1.39 | 1.21 | 1.98 | 1.97 | 1.16 | 0.990 | 0.587 | 0.373 | 0.501 | 1.11 | 0.958 | 1.04 | 1.23 |
| 20. | 0.899 | 1.32 | 1.21 | 1.87 | 1.82 | 1.15 | 1.03 | 0.542 | 0.369 | 0.501 | 1.05 | 0.957 | 1.03 | 1.20 |
| 21. | 0.899 | 1.28 | 1.22 | 1.71 | 1.72 | 1.14 | 1.01 | 0.512 | 0.294 | 0.572 | 1.06 | 0.957 | 1.03 | 1.20 |
| 22. | 0.900 | 1.25 | 1.31 | 1.65 | 1.66 | 1.13 | 0.989 | 0.497 | 0.266 | 0.572 | 1.00 | 0.957 | 0.993 | 1.12 |
| 23. | 1.00 | 1.25 | 1.40 | 1.60 | 1.61 | 1.23 | 0.995 | 0.481 | 0.238 | 0.872 | 1.01 | 0.956 | 1.11 | 1.13 |
| 24. | 0.968 | 1.34 | 1.27 | 1.59 | 1.56 | 1.22 | 1.03 | 0.478 | 0.235 | 0.905 | 0.987 | 1.03 | 1.10 | 1.10 |
| 25. | 0.933 | 1.83 | 1.23 | 2.00 | 1.59 | 1.17 | 1.05 | 0.548 | 0.255 | 0.982 | 1.04 | 1.03 | 1.06 | 1.14 |
| 26. | 0.934 | 2.07 | 1.20 | 1.89 | 1.95 | 1.16 | 1.01 | 0.456 | 0.346 | 0.952 | 1.16 | 1.03 | 1.06 | 1.11 |
| 27. | 0.934 | 2.22 | 1.22 | 1.68 | 1.90 | 1.14 | 0.966 | 0.394 | 0.271 | 0.952 | 1.25 | 1.03 | 1.02 | 1.11 |
| 28. | 0.935 | 1.69 | 1.23 | 1.57 | 1.71 | 1.13 | 0.946 | 0.362 | 0.551 | 1.29 | 1.19 | 1.14 | 1.02 | 1.12 |
| 29. | 0.903 | 1.53 | 1.72 | 1.67 | 1.61 | 1.12 | 0.970 | 0.319 | 1.46 | 1.29 | 1.19 | 1.14 | 1.06 | 1.13 |
| 30. | 0.904 | 1.45 | 2.23 | | 1.56 | 1.11 | 1.14 | 0.277 | 1.05 | 1.23 | 1.11 | 1.10 | 1.06 | 1.13 |
| 31. | | 1.37 | 1.86 | | 1.51 | | 1.06 | | 0.823 | 1.35 | | 1.22 | | 1.14 |

## Hauptwerte

| | 1999 Nov | 1999 Dez | 2000 Jan | Feb | Mrz | Apr | Mai | Jun | Jul | Aug | Sep | Okt | Nov | Dez |
|---|---|---|---|---|---|---|---|---|---|---|---|---|---|---|
| Tag | 3. | 1. | 15. | 6.+ | 31. | 30. | 14. | 30. | 2. | 15.+ | 6. | 23. | 22. | 3. |
| NQ | 0.797 | 0.904 | 1.19 | 1.57 | 1.51 | 1.11 | 0.938 | 0.277 | 0.215 | 0.501 | 0.835 | 0.956 | 0.993 | 1.00 |
| MQ | 0.851 | 1.55 | 1.38 | 1.77 | 2.21 | 1.24 | 1.01 | 0.676 | 0.581 | 0.947 | 1.09 | 1.04 | 1.09 | 1.17 |
| HQ | 1.04 | 3.21 | 2.88 | 2.26 | 8.02 | 1.34 | 1.19 | 0.608 | 4.02 | 2.87 | 1.64 | 1.26 | 1.24 | 1.65 |
| Tag | 23. | 15. | 29. | 25. | 3. | 23. | 30. | 25. | 5. | 2. | 4. | 31. | 13.+ | 13. |
| $h_N$ mm | 46 | 144 | 58 | 79 | 103 | 33 | 65 | 49 | 138 | 77 | 77 | 62 | 49 | 68 |
| $h_A$ mm | 17 | 33 | 29 | 35 | 47 | 25 | 21 | 14 | 12 | 20 | 22 | 22 | 22 | 25 |
| | 1976/1999 | | 1977/2000 | | | | | | 24 Jahre | | | | | |
| Jahr | 1983 | 1976 | 1996 | 1996 | 1977 | 1978 | 1977 | 1990 | 1995 | 1996 | 1994 | 1984 | 1983 | 1996 |
| NQ | 0.389 | 0.660 | 0.562 | 0.489 | 0.640 | 0.660 | 0.550 | 0.097 | 0.173 | 0.214 | 0.413 | 0.407 | 0.389 | 0.692 |
| MNQ | 0.874 | 0.928 | 1.05 | 1.06 | 1.06 | 0.968 | 0.815 | 0.627 | 0.550 | 0.594 | 0.703 | 0.762 | 0.894 | 0.942 |
| MQ | 1.12 | 1.32 | 1.48 | 1.35 | 1.46 | 1.15 | 0.976 | 0.942 | 0.877 | 0.838 | 0.972 | 1.09 | 1.14 | 1.33 |
| MHQ | 2.21 | 2.84 | 3.33 | 2.69 | 4.13 | 1.84 | 1.45 | 2.52 | 2.44 | 1.70 | 2.55 | 3.01 | 2.23 | 2.87 |
| HQ | 7.08 | 7.24 | 7.69 | 9.38 | 11.5 | 10.1 | 6.91 | 13.5 | 9.88 | 5.53 | 9.70 | 21.0 | 7.08 | 7.24 |
| Jahr | 1998 | 1998 | 1995 | 1995 | 1987 | 1994 | 1983 | 1981 | 1993 | 1993 | 1985 | 1998 | 1998 | 1998 |
| $Mh_N$ mm | 69 | 80 | 72 | 48 | 70 | 49 | 56 | 87 | 83 | 69 | 73 | 72 | 69 | 80 |
| $Mh_A$ mm | 23 | 28 | 31 | 27 | 31 | 23 | 21 | 19 | 18 | 18 | 20 | 23 | 23 | 28 |

| | Abflußjahr (*) 2000 Jahr | Datum | Winter | Sommer | Kalenderjahr 2000 Jahr | Datum |
|---|---|---|---|---|---|---|
| NQ $m^3/s$ | 0.215 | am 02.07.2000 | 0.797 | 0.215 | 0.215 | am 02.07.2000 |
| MQ $m^3/s$ | 1.20 | | 1.50 | 0.892 | 1.18 | |
| HQ $m^3/s$ | 8.02 | am 03.03.2000 bei W= 136 cm | 8.02 | 4.02 | 8.02 | am 03.03.2000 bei W= 136 cm |
| Nq $l/(s km^2)$ | 1.69 | | 6.28 | 1.69 | 1.69 | |
| Mq $l/(s km^2)$ | 9.45 | | 11.8 | 7.02 | 9.29 | |
| Hq $l/(s km^2)$ | 63.1 | | 63.1 | 31.7 | 63.1 | |
| $h_N$ mm | 931 | | 463 | 468 | 858 | |
| $h_A$ mm | 299 | | 186 | 112 | 294 | |
| | 1977/2000 (*) 24 Jahre | | | | 1977/2000 | |
| NQ $m^3/s$ | 0.097 | am 18.06.1990 | 0.389 | 0.097 | 0.097 | am 18.06.1990 |
| MNQ $m^3/s$ | 0.451 | | 0.799 | 0.451 | 0.442 | |
| MQ $m^3/s$ | 1.13 | | 1.31 | 0.949 | 1.13 | |
| MHQ $m^3/s$ | 7.24 | | 5.41 | 5.46 | 7.32 | |
| HQ $m^3/s$ | 21.0 | am 28.10.1998 bei W= 267 cm | 11.5 | 21.0 | 21.0 | am 28.10.1998 bei W= 267 cm |
| $HQ_1$ $m^3/s$ | | | | | | |
| $HQ_5$ $m^3/s$ | | | | | | |
| MNq $l/(s km^2)$ | 3.55 | | 6.29 | 3.55 | 3.48 | |
| Mq $l/(s km^2)$ | 8.90 | | 10.3 | 7.47 | 8.90 | |
| MHq $l/(s km^2)$ | 57.0 | | 42.6 | 43.0 | 57.6 | |
| $Mh_N$ mm | 827 | | 387 | 439 | 827 | |
| $Mh_A$ mm | 281 | | 162 | 119 | 281 | |

## Extremwerte

| | Niedrigwasser $m^3/s$ | $l/(s km^2)$ | Datum | Hochwasser $m^3/s$ | $l/(s km^2)$ | cm | Datum |
|---|---|---|---|---|---|---|---|
| 1 | 0.097 | 0.764 | 18.06.1990 | 21.0 | 165 | 267 | 28.10.1998 |
| 2 | 0.173 | 1.36 | 10.07.1995 | 14.8 | 117 | 206 | 04.10.1993 |
| 3 | 0.214 | 1.69 | 16.08.1996 | 13.5 | 106 | 191 | 30.06.1981 |
| 4 | 0.215 | 1.69 | 02.07.2000 | 11.5 | 90.6 | 177 | 18.03.1987 |
| 5 | 0.235 | 1.85 | 24.07.2000 | 10.3 | 81.1 | 168 | 12.03.1981 |
| 6 | 0.247 | 1.94 | 12.08.1997 | 10.1 | 79.5 | 158 | 05.04.1994 |
| 7 | 0.331 | 2.61 | 28.07.1992 | 9.88 | 77.8 | 167 | 25.07.1993 |
| 8 | 0.359 | 2.83 | 11.07.1984 | 9.70 | 76.4 | 193 | 04.09.1985 |
| 9 | 0.364 | 2.87 | 07.07.1985 | 9.53 | 75.0 | 155 | 14.10.1993 |
| 10 | 0.373 | 2.94 | 22.07.1988 | 9.40 | 74.0 | 149 | 19.03.1994 |

## Dauertabelle

| Unterschreitungsdauer in Tagen | Unterschrittene Abflüsse $m^3/s$: Abfluß-jahr (*) 2000 | Kalender jahr 2000 | 1977/2000 24 Kalenderjahre: Obere Hüllwerte | Mittlere Werte | Untere Hüllwerte |
|---|---|---|---|---|---|
| (365) | 4.84 | 4.84 | | | |
| 364 | 4.54 | 4.54 | 16.1 | 4.96 | 1.81 |
| 363 | 3.44 | 3.44 | 9.33 | 4.20 | 1.78 |
| 362 | 3.12 | 3.12 | 6.51 | 3.77 | 1.72 |
| 361 | 2.64 | 2.58 | 6.24 | 3.50 | 1.59 |
| 360 | 2.58 | 2.53 | 5.15 | 3.33 | 1.47 |
| 359 | 2.53 | 2.50 | 5.09 | 3.12 | 1.38 |
| 358 | 2.50 | 2.41 | 5.09 | 2.94 | 1.34 |
| 357 | 2.41 | 2.36 | 4.63 | 2.83 | 1.32 |
| 356 | 2.36 | 2.29 | 4.56 | 2.75 | 1.24 |
| 350 | 2.22 | 2.06 | 3.75 | 2.37 | 1.08 |
| 340 | 2.04 | 1.97 | 3.08 | 2.00 | 1.00 |
| 330 | 1.91 | 1.83 | 2.82 | 1.78 | 0.930 |
| 320 | 1.81 | 1.75 | 2.63 | 1.63 | 0.910 |
| 300 | 1.65 | 1.57 | 2.25 | 1.45 | 0.870 |
| 270 | 1.43 | 1.32 | 1.85 | 1.27 | 0.800 |
| 240 | 1.26 | 1.23 | 1.67 | 1.15 | 0.740 |
| 210 | 1.18 | 1.15 | 1.55 | 1.06 | 0.710 |
| 183 | 1.10 | 1.12 | 1.47 | 0.979 | 0.680 |
| 150 | 1.02 | 1.06 | 1.37 | 0.901 | 0.640 |
| 130 | 0.987 | 1.04 | 1.30 | 0.860 | 0.620 |
| 120 | 0.968 | 1.02 | 1.25 | 0.837 | 0.610 |
| 110 | 0.953 | 1.00 | 1.22 | 0.819 | 0.600 |
| 100 | 0.935 | 0.990 | 1.15 | 0.799 | 0.600 |
| 90 | 0.905 | 0.968 | 1.11 | 0.771 | 0.590 |
| 80 | 0.866 | 0.953 | 1.07 | 0.751 | 0.580 |
| 70 | 0.813 | 0.926 | 1.03 | 0.725 | 0.569 |
| 60 | 0.800 | 0.864 | 1.02 | 0.708 | 0.539 |
| 50 | 0.718 | 0.718 | 0.991 | 0.682 | 0.520 |
| 40 | 0.587 | 0.587 | 0.900 | 0.658 | 0.492 |
| 30 | 0.512 | 0.512 | 0.876 | 0.620 | 0.460 |
| 25 | 0.497 | 0.497 | 0.865 | 0.599 | 0.430 |
| 20 | 0.456 | 0.456 | 0.853 | 0.572 | 0.411 |
| 15 | 0.362 | 0.362 | 0.834 | 0.545 | 0.362 |
| 10 | 0.294 | 0.294 | 0.820 | 0.510 | 0.294 |
| 9 | 0.277 | 0.277 | 0.819 | 0.501 | 0.277 |
| 8 | 0.276 | 0.276 | 0.818 | 0.492 | 0.276 |
| 7 | 0.271 | 0.271 | 0.816 | 0.481 | 0.271 |
| 6 | 0.266 | 0.266 | 0.815 | 0.467 | 0.266 |
| 5 | 0.255 | 0.255 | 0.813 | 0.449 | 0.255 |
| 4 | 0.252 | 0.252 | 0.802 | 0.415 | 0.216 |
| 3 | 0.246 | 0.246 | 0.794 | 0.394 | 0.180 |
| 2 | 0.238 | 0.238 | 0.789 | 0.365 | 0.159 |
| 1 | 0.235 | 0.235 | 0.787 | 0.281 | 0.105 |
| 0 | 0.215 | 0.215 | 0.746 | 0.097 | 0.097 |

(*) Abflußjahr: 1.11. des Vorjahres bis 31.10.

Repräsentativ für die Hydrologische Landschaft Hümling

$A_{Eo}$ : 72.8 $km^2$

PNP : NN + 3.92 m

Lage: 1.6 km oberhalb der Mündung links

Q $m^3/s$

Pegel : Walchum Nr. 3749101

Gewässer : Walchumer Schloot

Gebiet : Mittlere Ems

## Tageswerte

| Tag | 1999 Nov | 1999 Dez | 2000 Jan | Feb | Mrz | Apr | Mai | Jun | Jul | Aug | Sep | Okt | Nov | Dez |
|---|---|---|---|---|---|---|---|---|---|---|---|---|---|---|
| 1. | 0.114 | 0.383 | 1.29 | 1.48 | 1.77 | 1.22 | 0.512 | 0.329 | 0.139 | 0.766 | 0.581 | 0.504 | 0.845 | 0.891 |
| 2. | 0.112 | 0.387 | 1.24 | 1.45 | 1.73 | 1.18 | 0.507 | 0.312 | 0.136 | 1.77 | 0.565 | 0.590 | 0.891 | 0.858 |
| 3. | 0.108 | 0.412 | 1.19 | 1.36 | 3.07 | 1.14 | 0.502 | 0.295 | 0.140 | 4.03 | 0.566 | 0.612 | 0.943 | 0.796 |
| 4. | 0.101 | 0.476 | 1.42 | 1.28 | 3.76 | 1.14 | 0.498 | 0.281 | 0.138 | 2.59 | 0.550 | 0.558 | 0.948 | 0.763 |
| 5. | 0.104 | 0.510 | 1.72 | 1.25 | 2.91 | 1.03 | 0.475 | 0.267 | 0.199 | 1.02 | 0.534 | 0.539 | 0.862 | 0.757 |
| 6. | 0.111 | 0.683 | 1.56 | 1.26 | 2.55 | 0.955 | 0.454 | 0.264 | 0.245 | 0.939 | 0.535 | 0.520 | 0.797 | 0.751 |
| 7. | 0.117 | 0.985 | 1.51 | 1.24 | 2.35 | 0.925 | 0.450 | 0.261 | 0.249 | 0.784 | 0.571 | 0.517 | 0.750 | 0.800 |
| 8. | 0.114 | 1.38 | 1.42 | 1.28 | 2.47 | 0.921 | 0.428 | 0.248 | 0.262 | 0.715 | 0.629 | 0.513 | 0.704 | 0.821 |
| 9. | 0.114 | 1.47 | 1.32 | 1.44 | 3.20 | 0.917 | 0.425 | 0.245 | 0.309 | 0.695 | 0.655 | 0.525 | 0.658 | 0.895 |
| 10. | 0.122 | 1.43 | 1.18 | 1.50 | 3.32 | 0.887 | 0.404 | 0.232 | 0.348 | 0.753 | 0.706 | 0.587 | 0.637 | 0.889 |
| 11. | 0.128 | 1.44 | 1.10 | 1.60 | 2.80 | 0.884 | 0.366 | 0.229 | 0.388 | 0.703 | 0.705 | 0.657 | 0.719 | 0.829 |
| 12. | 0.131 | 1.81 | 1.07 | 1.57 | 2.49 | 0.880 | 0.363 | 0.216 | 0.492 | 0.627 | 0.677 | 0.753 | 0.750 | 1.06 |
| 13. | 0.177 | 2.01 | 1.04 | 1.62 | 2.21 | 0.850 | 0.346 | 0.203 | 0.455 | 0.577 | 0.623 | 0.704 | 0.808 | 1.54 |
| 14. | 0.180 | 2.23 | 1.00 | 1.64 | 2.14 | 0.847 | 0.330 | 0.200 | 0.439 | 0.529 | 0.596 | 0.655 | 0.840 | 1.48 |
| 15. | 0.171 | 2.15 | 0.908 | 1.60 | 2.39 | 0.818 | 0.340 | 0.198 | 0.445 | 0.497 | 0.561 | 0.632 | 0.818 | 1.53 |
| 16. | 0.162 | 1.77 | 0.876 | 1.75 | 2.27 | 0.814 | 0.324 | 0.186 | 0.473 | 0.498 | 0.560 | 0.633 | 0.797 | 1.63 |
| 17. | 0.174 | 1.62 | 0.875 | 1.97 | 2.04 | 0.786 | 0.335 | 0.183 | 0.457 | 0.466 | 0.575 | 0.559 | 0.802 | 1.46 |
| 18. | 0.190 | 1.73 | 0.874 | 1.93 | 1.93 | 0.732 | 0.344 | 0.172 | 0.462 | 0.434 | 0.574 | 0.585 | 0.781 | 1.29 |
| 19. | 0.202 | 1.60 | 0.872 | 1.88 | 1.82 | 0.726 | 0.341 | 0.169 | 0.492 | 0.419 | 0.573 | 0.760 | 0.786 | 1.15 |
| 20. | 0.206 | 1.44 | 0.809 | 1.75 | 1.71 | 0.696 | 0.354 | 0.166 | 0.474 | 0.419 | 0.538 | 0.923 | 0.764 | 1.03 |
| 21. | 0.204 | 1.33 | 0.839 | 1.67 | 1.60 | 0.665 | 0.350 | 0.164 | 0.457 | 0.420 | 0.521 | 0.878 | 0.769 | 0.906 |
| 22. | 0.231 | 1.22 | 0.869 | 1.58 | 1.54 | 0.660 | 0.363 | 0.161 | 0.450 | 0.437 | 0.487 | 0.879 | 0.747 | 0.795 |
| 23. | 0.287 | 1.22 | 0.930 | 1.50 | 1.43 | 0.610 | 0.360 | 0.159 | 0.442 | 0.438 | 0.469 | 1.02 | 0.806 | 0.835 |
| 24. | 0.305 | 1.39 | 0.929 | 1.46 | 1.38 | 0.625 | 0.372 | 0.156 | 0.448 | 0.439 | 0.451 | 1.15 | 0.866 | 0.795 |
| 25. | 0.329 | 1.82 | 0.866 | 1.62 | 1.33 | 0.599 | 0.399 | 0.162 | 0.439 | 0.440 | 0.434 | 1.52 | 0.871 | 0.836 |
| 26. | 0.358 | 2.07 | 0.814 | 1.72 | 1.58 | 0.594 | 0.395 | 0.159 | 0.444 | 0.424 | 0.449 | 2.12 | 0.877 | 0.712 |
| 27. | 0.386 | 2.33 | 0.823 | 1.64 | 1.71 | 0.589 | 0.391 | 0.149 | 0.450 | 0.442 | 0.498 | 2.97 | 0.854 | 0.780 |
| 28. | 0.395 | 1.93 | 0.865 | 1.60 | 1.60 | 0.565 | 0.387 | 0.146 | 0.498 | 0.593 | 0.513 | 3.88 | 0.859 | 0.765 |
| 29. | 0.402 | 1.63 | 1.10 | 1.61 | 1.40 | 0.560 | 0.369 | 0.144 | 0.835 | 0.673 | 0.526 | 2.90 | 0.921 | 0.749 |
| 30. | 0.400 | 1.48 | 1.55 | | 1.30 | 0.535 | 0.350 | 0.141 | 0.979 | 0.648 | 0.523 | 1.25 | 0.926 | 0.732 |
| 31. | | 1.37 | 1.47 | | 1.26 | | 0.347 | | 0.759 | 0.597 | | 0.844 | | 0.716 |

## Hauptwerte

| | 1999 Nov | 1999 Dez | 2000 Jan | Feb | Mrz | Apr | Mai | Jun | Jul | Aug | Sep | Okt | Nov | Dez |
|---|---|---|---|---|---|---|---|---|---|---|---|---|---|---|
| Tag | 4. | 1. | 20. | 7. | 31. | 30. | 16. | 30. | 2. | 19.+ | 25. | 1. | 10. | 26. |
| NQ | 0.101 | 0.383 | 0.809 | 1.24 | 1.26 | 0.535 | 0.324 | 0.141 | 0.136 | 0.419 | 0.434 | 0.504 | 0.637 | 0.712 |
| MQ | 0.204 | 1.41 | 1.11 | 1.56 | 2.10 | 0.812 | 0.393 | 0.207 | 0.418 | 0.799 | 0.558 | 1.02 | 0.813 | 0.963 |
| HQ | 0.408 | 2.48 | 1.72 | 2.02 | 4.38 | 1.22 | 0.530 | 0.329 | 1.07 | 4.97 | 0.706 | 4.60 | 0.988 | 1.63 |
| Tag | 30. | 27. | 5. | 17. | 4. | 1. | 1. | 1. | 30. | 3.+ | 10. | 29. | 3. | 16. |
| $h_N$ mm | 45 | 130 | 51 | 72 | 95 | 29 | 76 | 46 | 133 | 79 | 75 | 71 | 48 | 67 |
| $h_A$ mm | 7 | 52 | 41 | 54 | 77 | 29 | 14 | 7 | 15 | 29 | 20 | 38 | 29 | 35 |

| | 1981/1999 | | 1982/2000 | | | | | | | | | | | |
|---|---|---|---|---|---|---|---|---|---|---|---|---|---|---|
| Jahr | 1983 | 1989 | 1996 | 1996 | 1996 | 1996 | 1982 | 1996 | 1982 | 1992 | 1991 | 1982 | 1983 | 1989 |
| NQ | 0.074 | 0.161 | 0.196 | 0.244 | 0.270 | 0.233 | 0.086 | 0.060 | 0.027 | 0.022 | 0.028 | 0.039 | 0.074 | 0.161 |
| MNQ | 0.408 | 0.602 | 0.799 | 0.743 | 0.698 | 0.559 | 0.313 | 0.182 | 0.103 | 0.147 | 0.201 | 0.333 | 0.408 | 0.608 |
| MQ | 0.743 | 1.11 | 1.38 | 1.15 | 1.14 | 0.811 | 0.471 | 0.328 | 0.248 | 0.251 | 0.374 | 0.604 | 0.737 | 1.09 |
| MHQ | 1.45 | 2.02 | 2.53 | 2.11 | 2.35 | 1.35 | 0.732 | 0.662 | 0.573 | 0.824 | 0.835 | 1.75 | 1.38 | 1.97 |
| HQ | 5.14 | 4.65 | 5.02 | 7.13 | 6.48 | 4.97 | 2.27 | 2.02 | 1.66 | 4.97 | 4.50 | 9.44 | 5.14 | 4.65 |
| Jahr | 1998 | 1993 | 1987 | 1995 | 1987 | 1994 | 1983 | 1991 | 1991 | 2000 | 1993 | 1998 | 1998 | 1993 |
| $Mh_N$ mm | 65 | 69 | 66 | 45 | 62 | 46 | 56 | 77 | 66 | 57 | 70 | 73 | 62 | 70 |
| $Mh_A$ mm | 26 | 41 | 51 | 40 | 42 | 29 | 17 | 12 | 9 | 9 | 13 | 22 | 26 | 40 |

| | Abflußjahr (*) 2000 Jahr | Datum | Winter | Sommer | Kalenderjahr 2000 Jahr | Datum |
|---|---|---|---|---|---|---|
| NQ $m^3/s$ | 0.101 | am 04.11.1999 | 0.101 | 0.136 | 0.136 | am 02.07.2000 |
| MQ $m^3/s$ | 0.884 | | 1.20 | 0.568 | 0.896 | |
| HQ $m^3/s$ | 4.97 | am 03.08.2000 bei W= 200 cm | 4.38 | 4.97 | 4.97 | am 03.08.2000 bei W= 200 cm |
| Nq $l/(s km^2)$ | 1.39 | | 1.39 | 1.87 | 1.87 | |
| Mq $l/(s km^2)$ | 12.1 | | 16.5 | 7.80 | 12.3 | |
| Hq $l/(s km^2)$ | 68.3 | | 60.2 | 68.3 | 68.3 | |
| $h_N$ mm | 902 | | 422 | 480 | 842 | |
| $h_A$ mm | 384 | | 259 | 124 | 389 | |
| | 1982/2000 (*) 19 Jahre | | | | 1982/2000 | |
| NQ $m^3/s$ | 0.022 | am 22.08.1992 | 0.074 | 0.022 | 0.022 | am 22.08.1992 |
| MNQ $m^3/s$ | 0.071 | | 0.340 | 0.075 | 0.075 | |
| MQ $m^3/s$ | 0.716 | | 1.06 | 0.380 | 0.714 | |
| MHQ $m^3/s$ | 3.91 | | 3.35 | 2.18 | 3.93 | |
| HQ $m^3/s$ | 9.44 | am 28.10.1998 bei W= 242 cm | 7.13 | 9.44 | 9.44 | am 28.10.1998 bei W= 242 cm |
| $HQ_1$ $m^3/s$ | | | | | | |
| $HQ_5$ $m^3/s$ | | | | | | |
| MNq $l/(s km^2)$ | 0.975 | | 4.67 | 1.03 | 1.03 | |
| Mq $l/(s km^2)$ | 9.84 | | 14.6 | 5.22 | 9.81 | |
| MHq $l/(s km^2)$ | 53.7 | | 46.0 | 29.9 | 54.0 | |
| $Mh_N$ mm | 751 | | 352 | 398 | 749 | |
| $Mh_A$ mm | 311 | | 229 | 83 | 310 | |

## Extremwerte

| | Niedrigwasser $m^3/s$ | $l/(s km^2)$ | Datum | Hochwasser $m^3/s$ | $l/(s km^2)$ | cm | Datum |
|---|---|---|---|---|---|---|---|
| 1 | 0.022 | 0.302 | 22.08.1992 | 9.44 | 130 | 242 | 28.10.1998 |
| 2 | 0.027 | 0.371 | 31.07.1982 | 7.13 | 97.9 | 220 | 02.02.1995 |
| 3 | 0.028 | 0.385 | 17.08.1997 | 7.05 | 96.8 | 218 | 04.10.1993 |
| 4 | 0.028 | 0.385 | 15.09.1991 | 6.48 | 89.0 | 213 | 18.03.1987 |
| 5 | 0.041 | 0.563 | 06.08.1996 | 5.02 | 69.0 | 196 | 06.01.1987 |
| 6 | 0.041 | 0.563 | 12.09.1989 | 4.97 | 68.3 | 200 | 04.08.2000 |
| 7 | 0.045 | 0.618 | 05.08.1995 | 4.97 | 68.3 | 200 | 03.08.2000 |
| 8 | 0.047 | 0.646 | 27.09.1990 | 4.97 | 68.3 | 192 | 05.04.1994 |
| 9 | 0.051 | 0.701 | 07.09.1983 | 4.82 | 66.2 | 189 | 02.03.1999 |
| 10 | 0.066 | 0.907 | 09.09.1999 | 4.68 | 64.3 | 198 | 24.01.1995 |

## Dauertabelle

| Unterschreitungsdauer in Tagen | Unterschrittene Abflüsse $m^3/s$: Abfluß-jahr (*) 2000 | Kalender jahr 2000 | 1982/2000 19 Kalenderjahre: Obere Hüllwerte | Mittlere Werte | Untere Hüllwerte |
|---|---|---|---|---|---|
| (365) | 4.03 | 4.03 | | | |
| 364 | 3.88 | 3.88 | 8.71 | 3.97 | 1.40 |
| 363 | 3.76 | 3.76 | 7.52 | 3.64 | 1.36 |
| 362 | 3.32 | 3.32 | 7.03 | 3.29 | 1.33 |
| 361 | 3.20 | 3.20 | 5.93 | 3.08 | 1.29 |
| 360 | 3.07 | 3.07 | 4.89 | 2.98 | 1.20 |
| 359 | 2.97 | 2.97 | 4.11 | 2.85 | 1.18 |
| 358 | 2.91 | 2.91 | 4.08 | 2.73 | 1.18 |
| 357 | 2.90 | 2.90 | 3.92 | 2.63 | 1.18 |
| 356 | 2.80 | 2.80 | 3.89 | 2.51 | 1.12 |
| 350 | 2.35 | 2.35 | 3.34 | 2.14 | 1.07 |
| 340 | 2.01 | 1.82 | 2.79 | 1.78 | 0.887 |
| 330 | 1.81 | 1.67 | 2.30 | 1.58 | 0.825 |
| 320 | 1.67 | 1.61 | 2.16 | 1.44 | 0.769 |
| 300 | 1.52 | 1.44 | 1.80 | 1.24 | 0.585 |
| 270 | 1.28 | 1.07 | 1.47 | 0.950 | 0.386 |
| 240 | 0.923 | 0.879 | 1.27 | 0.786 | 0.292 |
| 210 | 0.759 | 0.818 | 1.10 | 0.632 | 0.250 |
| 183 | 0.612 | 0.751 | 0.929 | 0.526 | 0.235 |
| 150 | 0.525 | 0.625 | 0.836 | 0.401 | 0.152 |
| 130 | 0.476 | 0.566 | 0.740 | 0.330 | 0.120 |
| 120 | 0.454 | 0.538 | 0.708 | 0.288 | 0.117 |
| 110 | 0.444 | 0.517 | 0.635 | 0.258 | 0.113 |
| 100 | 0.425 | 0.497 | 0.612 | 0.233 | 0.091 |
| 90 | 0.399 | 0.462 | 0.594 | 0.208 | 0.069 |
| 80 | 0.366 | 0.445 | 0.564 | 0.185 | 0.064 |
| 70 | 0.346 | 0.437 | 0.531 | 0.164 | 0.059 |
| 60 | 0.309 | 0.395 | 0.482 | 0.145 | 0.056 |
| 50 | 0.248 | 0.354 | 0.438 | 0.128 | 0.053 |
| 40 | 0.202 | 0.330 | 0.398 | 0.113 | 0.049 |
| 30 | 0.172 | 0.261 | 0.346 | 0.091 | 0.043 |
| 25 | 0.164 | 0.232 | 0.333 | 0.083 | 0.038 |
| 20 | 0.156 | 0.199 | 0.319 | 0.076 | 0.032 |
| 15 | 0.140 | 0.169 | 0.319 | 0.068 | 0.030 |
| 10 | 0.128 | 0.161 | 0.296 | 0.057 | 0.027 |
| 9 | 0.122 | 0.161 | 0.286 | 0.056 | 0.025 |
| 8 | 0.117 | 0.156 | 0.271 | 0.054 | 0.025 |
| 7 | 0.117 | 0.149 | 0.268 | 0.053 | 0.025 |
| 6 | 0.117 | 0.146 | 0.247 | 0.049 | 0.025 |
| 5 | 0.117 | 0.144 | 0.240 | 0.046 | 0.024 |
| 4 | 0.112 | 0.141 | 0.233 | 0.042 | 0.024 |
| 3 | 0.111 | 0.140 | 0.213 | 0.037 | 0.023 |
| 2 | 0.108 | 0.139 | 0.184 | 0.033 | 0.023 |
| 1 | 0.104 | 0.138 | 0.183 | 0.029 | 0.023 |
| 0 | 0.101 | 0.136 | 0.166 | 0.022 | 0.022 |

(*) Abflußjahr: 1.11. des Vorjahres bis 31.10.

Repräsentativ für die Hydrologische Landschaft Bourtanger Moor

$A_{Eo}$ : 75.4 $km^2$

PNP : NN + 25.16 m

Lage: 51.0 km oberhalb der Mündung rechts

Q $m^3/s$

Pegel : Stedingsmühlen Nr. 3881105

Gewässer : Soeste

Gebiet : Leda

## Tageswerte

| Tag | 1999 Nov | 1999 Dez | 2000 Jan | Feb | Mrz | Apr | Mai | Jun | Jul | Aug | Sep | Okt | Nov | Dez |
|---|---|---|---|---|---|---|---|---|---|---|---|---|---|---|
| 1. | 0.338 | 0.377 | 0.762 | 1.15 | 1.38 | 1.15 | 0.664 | 0.579 | 0.456 | 0.463 | 0.420 | 0.401 | 0.606 | 0.414 |
| 2. | 0.362 | 0.414 | 0.723 | 1.19 | 0.979 | 1.15 | 0.583 | 0.538 | 0.418 | 1.05 | 0.419 | 0.623 | 0.646 | 0.412 |
| 3. | 0.328 | 0.601 | 0.728 | 0.921 | 2.96 | 1.37 | 0.583 | 0.539 | 0.526 | 0.830 | 0.488 | 0.435 | 0.529 | 0.378 |
| 4. | 0.245 | 0.569 | 1.14 | 0.873 | 2.10 | 1.45 | 0.584 | 0.582 | 0.524 | 0.536 | 0.416 | 0.401 | 0.490 | 0.376 |
| 5. | 0.304 | 0.536 | 1.09 | 0.960 | 1.46 | 0.968 | 0.545 | 0.584 | 1.00 | 0.496 | 0.415 | 0.435 | 0.456 | 0.407 |
| 6. | 0.334 | 0.694 | 0.913 | 0.958 | 1.19 | 0.678 | 0.546 | 1.10 | 0.559 | 0.418 | 0.448 | 0.436 | 0.421 | 0.375 |
| 7. | 0.364 | 1.33 | 1.05 | 1.13 | 1.23 | 0.637 | 0.548 | 0.625 | 0.479 | 0.416 | 0.560 | 0.436 | 0.421 | 0.438 |
| 8. | 0.366 | 1.12 | 0.958 | 1.45 | 2.00 | 0.718 | 0.509 | 0.581 | 0.477 | 0.453 | 0.519 | 0.403 | 0.458 | 0.438 |
| 9. | 0.368 | 0.712 | 0.825 | 1.13 | 3.18 | 0.798 | 0.550 | 0.537 | 0.513 | 0.490 | 0.556 | 0.472 | 0.456 | 0.437 |
| 10. | 0.399 | 0.679 | 0.780 | 0.992 | 2.28 | 0.879 | 0.592 | 0.535 | 0.473 | 0.451 | 0.555 | 0.473 | 0.489 | 0.373 |
| 11. | 0.342 | 0.881 | 0.736 | 0.945 | 2.16 | 1.27 | 0.553 | 0.494 | 0.471 | 0.449 | 0.441 | 0.628 | 0.526 | 0.436 |
| 12. | 0.344 | 1.83 | 0.736 | 0.943 | 1.53 | 1.44 | 0.513 | 0.454 | 0.469 | 0.448 | 0.439 | 0.474 | 0.485 | 0.656 |
| 13. | 0.346 | 1.59 | 0.692 | 1.16 | 1.22 | 1.36 | 0.555 | 0.490 | 0.472 | 0.447 | 0.438 | 0.475 | 0.522 | 0.545 |
| 14. | 0.348 | 1.84 | 0.692 | 0.981 | 1.61 | 1.18 | 0.556 | 0.488 | 0.708 | 0.408 | 0.438 | 0.441 | 0.481 | 0.618 |
| 15. | 0.320 | 1.17 | 0.648 | 1.20 | 2.03 | 1.18 | 0.517 | 0.648 | 0.596 | 0.444 | 0.438 | 0.442 | 0.479 | 0.580 |
| 16. | 0.351 | 0.794 | 0.648 | 1.69 | 1.91 | 1.09 | 0.518 | 0.522 | 0.522 | 0.405 | 0.587 | 0.373 | 0.477 | 0.653 |
| 17. | 0.383 | 0.760 | 0.738 | 1.47 | 1.30 | 1.09 | 0.723 | 0.520 | 0.451 | 0.597 | 0.549 | 0.443 | 0.440 | 0.505 |
| 18. | 0.385 | 0.766 | 0.693 | 1.42 | 1.21 | 0.833 | 0.561 | 0.481 | 0.455 | 0.554 | 0.437 | 0.409 | 0.473 | 0.432 |
| 19. | 0.387 | 0.689 | 0.649 | 1.41 | 0.992 | 0.832 | 0.726 | 0.479 | 0.458 | 0.475 | 0.437 | 0.444 | 0.437 | 0.431 |
| 20. | 0.389 | 0.654 | 0.739 | 0.965 | 0.905 | 0.791 | 0.646 | 0.477 | 0.462 | 0.793 | 0.403 | 0.445 | 0.401 | 0.399 |
| 21. | 0.390 | 0.659 | 0.829 | 0.789 | 0.904 | 0.750 | 0.565 | 0.438 | 0.465 | 0.751 | 0.437 | 0.446 | 0.433 | 0.399 |
| 22. | 0.423 | 0.623 | 1.23 | 0.830 | 0.902 | 0.830 | 0.566 | 0.591 | 0.505 | 0.588 | 0.437 | 0.411 | 0.431 | 0.398 |
| 23. | 0.534 | 0.754 | 0.964 | 0.785 | 0.901 | 1.13 | 0.568 | 0.508 | 0.472 | 0.506 | 0.437 | 0.412 | 0.463 | 0.397 |
| 24. | 0.427 | 0.759 | 0.785 | 0.912 | 0.985 | 0.708 | 0.651 | 0.666 | 0.475 | 0.468 | 0.368 | 0.483 | 0.461 | 0.366 |
| 25. | 0.398 | 1.11 | 0.740 | 1.26 | 1.16 | 0.667 | 0.652 | 0.544 | 0.841 | 0.430 | 0.470 | 0.448 | 0.425 | 0.365 |
| 26. | 0.400 | 1.60 | 0.741 | 0.992 | 1.81 | 0.707 | 0.571 | 0.465 | 0.764 | 0.429 | 0.855 | 0.414 | 0.423 | 0.365 |
| 27. | 0.402 | 1.35 | 0.786 | 0.904 | 1.51 | 0.706 | 0.572 | 0.500 | 0.564 | 0.391 | 0.624 | 0.485 | 0.421 | 0.395 |
| 28. | 0.372 | 1.22 | 0.786 | 1.08 | 1.11 | 0.625 | 0.532 | 0.461 | 1.42 | 0.617 | 0.470 | 0.603 | 0.527 | 0.395 |
| 29. | 0.374 | 0.961 | 1.51 | 1.21 | 1.02 | 0.625 | 0.616 | 0.460 | 0.820 | 0.496 | 0.624 | 0.451 | 0.450 | 0.394 |
| 30. | 0.375 | 0.794 | 1.42 | | 1.06 | 0.664 | 0.825 | 0.458 | 0.617 | 0.459 | 0.436 | 0.526 | 0.416 | 0.424 |
| 31. | | 0.756 | 1.33 | | 1.11 | | 0.619 | | 0.538 | 0.457 | | 0.566 | | 0.460 |
| Tag | 4. | 1. | 15.+ | 23. | 23. | 28.+ | 8. | 21. | 2. | 27. | 24. | 16. | 20. | 25.+ |
| NQ | 0.245 | 0.377 | 0.648 | 0.785 | 0.901 | 0.625 | 0.509 | 0.438 | 0.418 | 0.391 | 0.368 | 0.373 | 0.401 | 0.365 |
| MQ | 0.370 | 0.922 | 0.873 | 1.09 | 1.49 | 0.943 | 0.591 | 0.545 | 0.580 | 0.523 | 0.485 | 0.462 | 0.471 | 0.441 |
| HQ | 0.568 | 3.02 | 2.50 | 2.03 | 4.42 | 1.89 | 1.37 | 1.92 | 2.40 | 1.95 | 1.07 | 1.01 | 1.27 | 0.846 |
| Tag | 22. | 12. | 29. | 16. | 3. | 23. | 19. | 6. | 5. | 2. | 26. | 30. | 1. | 12. |
| $h_N$ mm | 34 | 133 | 56 | 70 | 105 | 35 | 50 | 45 | 102 | 82 | 68 | 54 | 32 | 61 |
| $h_A$ mm | 13 | 33 | 31 | 36 | 53 | 32 | 21 | 19 | 21 | 19 | 17 | 16 | 16 | 16 |
| | 1961/1999 | | 1962/2000 39 Jahre | | | | | | | | | | | |
| Jahr | 1997 | 1997 | 1970 | 1970 | 1972 | 1998 | 1966+ | 1964 | 1964 | 1963 | 1977 | 1971 | 1997 | 1997 |
| NQ | 0.177 | 0.157 | 0.233 | 0.267 | 0.179 | 0.232 | 0.232 | 0.180 | 0.190 | 0.160 | 0.134 | 0.154 | 0.177 | 0.157 |
| MNQ | 0.408 | 0.457 | 0.531 | 0.565 | 0.571 | 0.519 | 0.436 | 0.371 | 0.346 | 0.333 | 0.342 | 0.362 | 0.409 | 0.454 |
| MQ | 0.630 | 0.852 | 0.945 | 0.897 | 0.935 | 0.744 | 0.591 | 0.515 | 0.493 | 0.466 | 0.516 | 0.558 | 0.618 | 0.814 |
| MHQ | 2.13 | 2.80 | 2.95 | 2.70 | 2.95 | 2.01 | 1.76 | 1.97 | 2.06 | 2.03 | 1.82 | 2.07 | 2.07 | 2.62 |
| HQ | 4.80 | 8.00 | 8.59 | 8.75 | 7.77 | 6.67 | 4.49 | 7.48 | 5.28 | 5.50 | 6.53 | 15.1 | 4.80 | 6.62 |
| Jahr | 1963 | 1961 | 1968 | 1962 | 1981 | 1994 | 1969 | 1981 | 1993 | 1963 | 1993 | 1998 | 1963 | 1965 |
| $Mh_N$ mm | 72 | 81 | 70 | 49 | 64 | 53 | 60 | 79 | 76 | 70 | 68 | 64 | 71 | 79 |
| $Mh_A$ mm | 22 | 30 | 34 | 30 | 33 | 26 | 21 | 18 | 18 | 17 | 18 | 20 | 21 | 29 |

## Hauptwerte

| | Abflußjahr (*) 2000 Jahr | Datum | Winter | Sommer | Kalenderjahr 2000 Jahr | Datum |
|---|---|---|---|---|---|---|
| NQ $m^3/s$ | 0.245 | am 04.11.1999 | 0.245 | 0.368 | 0.365 | am 25.12.2000 |
| MQ $m^3/s$ | 0.739 | | 0.950 | 0.531 | 0.707 | |
| HQ $m^3/s$ | 4.42 | am 03.03.2000 bei W= 250 cm | 4.42 | 2.40 | 4.42 | am 03.03.2000 bei W= 250 cm |
| Nq $l/(s km^2)$ | 3.25 | | 3.25 | 4.88 | 4.84 | |
| Mq $l/(s km^2)$ | 9.80 | | 12.6 | 7.04 | 9.38 | |
| Hq $l/(s km^2)$ | 58.6 | | 58.6 | 31.8 | 58.6 | |
| $h_N$ mm | 834 | | 433 | 401 | 760 | |
| $h_A$ mm | 310 | | 198 | 112 | 297 | |
| | 1962/2000 (*) 39 Jahre | | | | 1962/2000 | |
| NQ $m^3/s$ | 0.134 | am 15.09.1977 | 0.157 | 0.134 | 0.134 | am 15.09.1977 |
| MNQ $m^3/s$ | 0.269 | | 0.373 | 0.282 | 0.270 | |
| MQ $m^3/s$ | 0.678 | | 0.835 | 0.523 | 0.673 | |
| MHQ $m^3/s$ | 5.27 | | 4.73 | 3.78 | 5.29 | |
| HQ $m^3/s$ | 15.1 | am 28.10.1998 bei W= 325 cm | 8.75 | 15.1 | 15.1 | am 28.10.1998 bei W= 325 cm |
| $HQ_1$ $m^3/s$ | | | | | | |
| $HQ_5$ $m^3/s$ | | | | | | |
| MNq $l/(s km^2)$ | 3.57 | | 4.95 | 3.74 | 3.58 | |
| Mq $l/(s km^2)$ | 8.99 | | 11.1 | 6.94 | 8.93 | |
| MHq $l/(s km^2)$ | 69.9 | | 62.7 | 50.1 | 70.2 | |
| $Mh_N$ mm | 806 | | 389 | 417 | 803 | |
| $Mh_A$ mm | 284 | | 174 | 110 | 282 | |

## Extremwerte

| | Niedrigwasser $m^3/s$ | $l/(s km^2)$ | Datum | Hochwasser $m^3/s$ | $l/(s km^2)$ | cm | Datum |
|---|---|---|---|---|---|---|---|
| 1 | 0.134 | 1.78 | 16.09.1977 | 15.1 | 200 | 325 | 28.10.1998 |
| 2 | 0.144 | 1.91 | 02.09.1991 | 8.75 | 116 | 297 | 13.02.1962 |
| 3 | 0.150 | 1.99 | 04.09.1964 | 8.69 | 115 | 283 | 23.02.1970 |
| 4 | 0.152 | 2.02 | 23.09.1991 | 8.59 | 114 | 295 | 15.01.1968 |
| 5 | 0.154 | 2.04 | 17.10.1971 | 8.00 | 106 | 299 | 02.12.1961 |
| 6 | 0.157 | 2.08 | 16.12.1997 | 7.77 | 103 | 286 | 12.03.1981 |
| 7 | 0.160 | 2.12 | 25.08.1963 | 7.70 | 102 | 278 | 25.01.1962 |
| 8 | 0.179 | 2.37 | 30.08.1976 | 7.48 | 99.2 | 287 | 30.06.1981 |
| 9 | 0.179 | 2.37 | 19.03.1972 | 6.96 | 92.3 | 282 | 19.03.1994 |
| 10 | 0.180 | 2.39 | 06.06.1964 | 6.96 | 92.3 | 292 | 04.10.1993 |

## Dauertabelle

| Unterschreitungsdauer in Tagen | Unterschrittene Abflüsse $m^3/s$: Abfluß-jahr (*) 2000 | Kalenderjahr 2000 | 1962/2000 39 Kalenderjahre: Obere Hüllwerte | Mittlere Werte | Untere Hüllwerte |
|---|---|---|---|---|---|
| (365) | 3.18 | 3.18 | | | |
| 364 | 2.96 | 2.96 | 10.8 | 4.30 | 0.970 |
| 363 | 2.28 | 2.28 | 10.4 | 3.60 | 0.900 |
| 362 | 2.16 | 2.16 | 6.75 | 3.15 | 0.840 |
| 361 | 2.10 | 2.10 | 6.75 | 2.91 | 0.840 |
| 360 | 2.03 | 2.03 | 5.61 | 2.69 | 0.838 |
| 359 | 2.00 | 2.00 | 4.80 | 2.53 | 0.800 |
| 358 | 1.91 | 1.91 | 3.99 | 2.40 | 0.732 |
| 357 | 1.84 | 1.81 | 3.91 | 2.25 | 0.715 |
| 356 | 1.83 | 1.69 | 3.79 | 2.18 | 0.705 |
| 350 | 1.53 | 1.46 | 3.17 | 1.71 | 0.628 |
| 340 | 1.44 | 1.36 | 2.79 | 1.36 | 0.563 |
| 330 | 1.26 | 1.20 | 2.58 | 1.17 | 0.512 |
| 320 | 1.19 | 1.14 | 2.22 | 1.04 | 0.470 |
| 300 | 1.08 | 0.981 | 1.58 | 0.873 | 0.423 |
| 270 | 0.879 | 0.820 | 1.21 | 0.732 | 0.378 |
| 240 | 0.754 | 0.693 | 1.03 | 0.642 | 0.356 |
| 210 | 0.659 | 0.606 | 0.854 | 0.580 | 0.335 |
| 183 | 0.591 | 0.559 | 0.791 | 0.529 | 0.303 |
| 150 | 0.539 | 0.517 | 0.713 | 0.472 | 0.285 |
| 130 | 0.509 | 0.483 | 0.666 | 0.444 | 0.272 |
| 120 | 0.490 | 0.474 | 0.657 | 0.429 | 0.260 |
| 110 | 0.477 | 0.469 | 0.640 | 0.414 | 0.257 |
| 100 | 0.471 | 0.461 | 0.631 | 0.400 | 0.252 |
| 90 | 0.459 | 0.454 | 0.619 | 0.383 | 0.248 |
| 80 | 0.449 | 0.447 | 0.610 | 0.369 | 0.240 |
| 70 | 0.442 | 0.439 | 0.604 | 0.354 | 0.233 |
| 60 | 0.438 | 0.438 | 0.596 | 0.341 | 0.228 |
| 50 | 0.427 | 0.433 | 0.580 | 0.324 | 0.224 |
| 40 | 0.415 | 0.423 | 0.573 | 0.309 | 0.205 |
| 30 | 0.402 | 0.415 | 0.562 | 0.291 | 0.199 |
| 25 | 0.390 | 0.409 | 0.553 | 0.281 | 0.195 |
| 20 | 0.377 | 0.405 | 0.549 | 0.271 | 0.187 |
| 15 | 0.372 | 0.401 | 0.540 | 0.258 | 0.176 |
| 10 | 0.351 | 0.394 | 0.532 | 0.242 | 0.164 |
| 9 | 0.348 | 0.391 | 0.532 | 0.238 | 0.164 |
| 8 | 0.346 | 0.378 | 0.523 | 0.233 | 0.162 |
| 7 | 0.344 | 0.376 | 0.523 | 0.230 | 0.162 |
| 6 | 0.342 | 0.375 | 0.523 | 0.226 | 0.162 |
| 5 | 0.338 | 0.375 | 0.520 | 0.221 | 0.162 |
| 4 | 0.334 | 0.375 | 0.520 | 0.212 | 0.161 |
| 3 | 0.328 | 0.368 | 0.517 | 0.201 | 0.161 |
| 2 | 0.320 | 0.366 | 0.506 | 0.190 | 0.161 |
| 1 | 0.304 | 0.366 | 0.500 | 0.182 | 0.148 |
| 0 | 0.245 | 0.365 | 0.496 | 0.134 | 0.134 |

(*) Abflußjahr: 1.11. des Vorjahres bis 31.10.

Repräsentativ für die Hydrologische Landschaft Löninger Höhen

$A_{Eo}$ : 47.6 $km^2$

PNP : NN - 5.00 m

Lage: 9.5 km oberhalb der Mündung links

Q $m^3/s$

Pegel : Bagband Nr. 3926104

Gewässer : Bagbander Tief

Gebiet : Untere Ems

## Tageswerte

| Tag | 1999 Nov | 1999 Dez | 2000 Jan | Feb | Mrz | Apr | Mai | Jun | Jul | Aug | Sep | Okt | Nov | Dez |
|---|---|---|---|---|---|---|---|---|---|---|---|---|---|---|
| 1. | 0.094 | 0.173 | 0.525 | 1.04 | 0.741 | 0.215 | 0.070 | 0.037 | 0.044 | 0.048 | 0.039 | 0.080 | 0.200 | 0.279 |
| 2. | 0.089 | 0.195 | 0.510 | 0.897 | 0.682 | 0.202 | 0.065 | 0.037 | 0.044 | 0.050 | 0.041 | 0.078 | 0.187 | 0.272 |
| 3. | 0.088 | 0.328 | 0.495 | 0.671 | 4.32 | 0.195 | 0.063 | 0.037 | 0.042 | 0.074 | 0.042 | 0.084 | 0.183 | 0.276 |
| 4. | 0.091 | 0.905 | 2.91 | 0.561 | 4.86 | 0.183 | 0.062 | 0.037 | 0.042 | 0.061 | 0.043 | 0.082 | 0.186 | 0.280 |
| 5. | 0.094 | 0.703 | 2.15 | 0.789 | 2.08 | 0.165 | 0.060 | 0.037 | 0.043 | 0.053 | 0.045 | 0.084 | 0.182 | 0.273 |
| 6. | 0.097 | 0.747 | 1.08 | 0.566 | 1.71 | 0.153 | 0.058 | 0.039 | 0.045 | 0.049 | 0.046 | 0.086 | 0.178 | 0.276 |
| 7. | 0.100 | 4.24 | 1.08 | 0.535 | 1.72 | 0.142 | 0.054 | 0.039 | 0.045 | 0.047 | 0.050 | 0.088 | 0.181 | 0.370 |
| 8. | 0.103 | 3.59 | 0.732 | 0.606 | 5.15 | 0.131 | 0.052 | 0.039 | 0.045 | 0.045 | 0.051 | 0.090 | 0.184 | 0.402 |
| 9. | 0.106 | 1.48 | 0.532 | 0.847 | 5.18 | 0.126 | 0.050 | 0.039 | 0.045 | 0.044 | 0.060 | 0.092 | 0.179 | 0.379 |
| 10. | 0.104 | 0.865 | 0.419 | 0.525 | 3.11 | 0.121 | 0.047 | 0.038 | 0.049 | 0.042 | 0.061 | 0.094 | 0.182 | 0.355 |
| 11. | 0.107 | 0.936 | 0.385 | 0.975 | 2.75 | 0.112 | 0.043 | 0.038 | 0.049 | 0.042 | 0.058 | 0.115 | 0.185 | 0.403 |
| 12. | 0.110 | 4.40 | 0.362 | 0.616 | 1.53 | 0.110 | 0.041 | 0.038 | 0.049 | 0.042 | 0.056 | 0.122 | 0.196 | 1.66 |
| 13. | 0.113 | 4.89 | 0.340 | 0.882 | 1.04 | 0.108 | 0.040 | 0.038 | 0.048 | 0.040 | 0.055 | 0.115 | 0.243 | 2.22 |
| 14. | 0.115 | 4.35 | 0.317 | 0.587 | 1.29 | 0.106 | 0.038 | 0.038 | 0.050 | 0.037 | 0.056 | 0.112 | 0.247 | 2.27 |
| 15. | 0.118 | 2.83 | 0.296 | 0.624 | 1.73 | 0.105 | 0.036 | 0.038 | 0.053 | 0.035 | 0.058 | 0.109 | 0.221 | 1.33 |
| 16. | 0.121 | 1.17 | 0.287 | 1.27 | 1.33 | 0.103 | 0.035 | 0.038 | 0.053 | 0.035 | 0.071 | 0.111 | 0.224 | 2.03 |
| 17. | 0.124 | 0.942 | 0.288 | 1.59 | 0.834 | 0.101 | 0.035 | 0.038 | 0.050 | 0.035 | 0.072 | 0.108 | 0.227 | 1.14 |
| 18. | 0.133 | 1.11 | 0.288 | 1.12 | 0.667 | 0.099 | 0.035 | 0.039 | 0.048 | 0.033 | 0.071 | 0.110 | 0.231 | 0.766 |
| 19. | 0.148 | 0.920 | 0.270 | 1.40 | 0.540 | 0.093 | 0.035 | 0.037 | 0.045 | 0.033 | 0.069 | 0.107 | 0.234 | 0.597 |
| 20. | 0.152 | 0.851 | 0.272 | 1.08 | 0.432 | 0.089 | 0.035 | 0.037 | 0.045 | 0.033 | 0.067 | 0.109 | 0.257 | 0.487 |
| 21. | 0.155 | 0.805 | 0.273 | 0.639 | 0.384 | 0.087 | 0.035 | 0.037 | 0.043 | 0.033 | 0.065 | 0.111 | 0.249 | 0.424 |
| 22. | 0.158 | 0.551 | 0.362 | 0.746 | 0.353 | 0.082 | 0.036 | 0.043 | 0.042 | 0.031 | 0.063 | 0.113 | 0.243 | 0.361 |
| 23. | 0.175 | 1.04 | 0.436 | 0.702 | 0.312 | 0.087 | 0.036 | 0.043 | 0.040 | 0.030 | 0.064 | 0.115 | 0.279 | 0.332 |
| 24. | 0.179 | 1.38 | 0.329 | 0.611 | 0.293 | 0.089 | 0.036 | 0.043 | 0.039 | 0.030 | 0.062 | 0.152 | 0.318 | 0.306 |
| 25. | 0.172 | 2.40 | 0.289 | 0.801 | 0.316 | 0.087 | 0.036 | 0.053 | 0.039 | 0.028 | 0.063 | 0.175 | 0.286 | 0.306 |
| 26. | 0.172 | 1.99 | 0.310 | 0.633 | 0.696 | 0.082 | 0.038 | 0.051 | 0.039 | 0.028 | 0.082 | 0.185 | 0.278 | 0.305 |
| 27. | 0.172 | 1.54 | 0.371 | 0.497 | 0.621 | 0.077 | 0.038 | 0.047 | 0.038 | 0.028 | 0.097 | 0.181 | 0.259 | 0.305 |
| 28. | 0.173 | 1.47 | 0.372 | 0.485 | 0.338 | 0.076 | 0.038 | 0.045 | 0.117 | 0.030 | 0.088 | 0.231 | 0.262 | 0.292 |
| 29. | 0.173 | 0.907 | 1.35 | 0.641 | 0.282 | 0.071 | 0.038 | 0.045 | 0.169 | 0.030 | 0.086 | 0.211 | 0.351 | 0.279 |
| 30. | 0.173 | 0.814 | 3.68 | | 0.247 | 0.070 | 0.038 | 0.044 | 0.066 | 0.028 | 0.084 | 0.197 | 0.317 | 0.279 |
| 31. | | 0.639 | 1.74 | | 0.230 | | 0.038 | | 0.052 | 0.028 | | 0.209 | | 0.290 |

## Hauptwerte

| | 1999 Nov | 1999 Dez | 2000 Jan | Feb | Mrz | Apr | Mai | Jun | Jul | Aug | Sep | Okt | Nov | Dez |
|---|---|---|---|---|---|---|---|---|---|---|---|---|---|---|
| Tag | 3. | 1. | 19. | 28. | 31. | 30. | 16.+ | 1.+ | 27. | 25.+ | 1. | 2. | 6. | 2. |
| NQ | 0.088 | 0.173 | 0.270 | 0.485 | 0.230 | 0.070 | 0.035 | 0.037 | 0.038 | 0.028 | 0.039 | 0.078 | 0.178 | 0.272 |
| MQ | 0.130 | 1.59 | 0.744 | 0.791 | 1.48 | 0.116 | 0.044 | 0.040 | 0.052 | 0.039 | 0.062 | 0.124 | 0.232 | 0.630 |
| HQ | 0.179 | 4.89 | 3.68 | 1.59 | 5.18 | 0.215 | 0.070 | 0.053 | 0.169 | 0.074 | 0.097 | 0.231 | 0.351 | 2.27 |
| Tag | 24. | 13. | 30. | 17. | 9. | 1. | 1. | 25. | 29. | 3. | 27. | 28. | 29. | 14. |
| $h_N$ mm | 39 | 159 | 59 | 62 | 94 | 29 | 50 | 71 | 91 | 63 | 76 | 60 | 36 | 59 |
| $h_A$ mm | 7 | 89 | 42 | 42 | 83 | 6 | 2 | 2 | 3 | 2 | 3 | 7 | 13 | 35 |
| | 1980/1999 | | 1981/2000 | | | | | | 20 Jahre | | | | | |
| Jahr | 1985 | 1985 | 1986 | 1986 | 1986 | 1990 | 1992 | 1993 | 1993 | 1983 | 1982+ | 1998 | 1985 | 1985 |
| NQ | 0.044 | 0.050 | 0.026 | 0.053 | 0.070 | 0.056 | 0.020 | 0.008 | 0.008 | 0.011 | 0.014 | 0.000 | 0.044 | 0.050 |
| MNQ | 0.175 | 0.215 | 0.301 | 0.288 | 0.267 | 0.159 | 0.110 | 0.086 | 0.091 | 0.078 | 0.083 | 0.104 | 0.173 | 0.219 |
| MQ | 0.598 | 0.820 | 1.11 | 0.728 | 0.846 | 0.327 | 0.211 | 0.213 | 0.204 | 0.144 | 0.212 | 0.298 | 0.568 | 0.810 |
| MHQ | 3.01 | 3.53 | 3.96 | 2.88 | 3.82 | 1.39 | 0.820 | 1.14 | 1.33 | 0.550 | 1.02 | 1.63 | 2.79 | 3.40 |
| HQ | 5.99 | 5.90 | 6.77 | 6.16 | 7.23 | 4.34 | 4.05 | 6.56 | 6.50 | 2.94 | 4.30 | 5.24 | 5.99 | 5.90 |
| Jahr | 1984 | 1986 | 1988 | 1988 | 1981 | 1994 | 1992 | 1981 | 1981 | 1998 | 1994 | 1988 | 1984 | 1986 |
| $Mh_N$ mm | 72 | 73 | 67 | 46 | 64 | 40 | 54 | 85 | 73 | 64 | 80 | 75 | 70 | 72 |
| $Mh_A$ mm | 33 | 46 | 62 | 38 | 48 | 18 | 12 | 12 | 11 | 8 | 12 | 17 | 31 | 46 |

| | Abflußjahr (*) 2000 Jahr | Datum | Winter | Sommer | Kalenderjahr 2000 Jahr | Datum |
|---|---|---|---|---|---|---|
| NQ $m^3/s$ | 0.028 | am 25.08.2000 | 0.070 | 0.028 | 0.028 | am 25.08.2000 |
| MQ $m^3/s$ | 0.436 | | 0.815 | 0.060 | 0.363 | |
| HQ $m^3/s$ | 5.18 | am 09.03.2000 bei W= 687 cm | 5.18 | 0.231 | 5.18 | am 09.03.2000 bei W= 687 cm |
| Nq $l/(s km^2)$ | 0.588 | | 1.47 | 0.588 | 0.588 | |
| Mq $l/(s km^2)$ | 9.16 | | 17.1 | 1.26 | 7.63 | |
| Hq $l/(s km^2)$ | 109 | | 109 | 4.85 | 109 | |
| $h_N$ mm | 853 | | 442 | 411 | 750 | |
| $h_A$ mm | 290 | | 269 | 20 | 241 | |
| | 1981/2000 (*) 20 Jahre | | | | 1981/2000 | |
| NQ $m^3/s$ | 0.000 | am 06.10.1998 | 0.026 | 0.000 | 0.000 | am 06.10.1998 |
| MNQ $m^3/s$ | 0.044 | | 0.108 | 0.051 | 0.048 | |
| MQ $m^3/s$ | 0.475 | | 0.741 | 0.214 | 0.472 | |
| MHQ $m^3/s$ | 5.52 | | 5.52 | 2.84 | 5.66 | |
| HQ $m^3/s$ | 7.23 | am 12.03.1981 bei W= 715 cm | 7.23 | 6.56 | 7.23 | am 12.03.1981 bei W= 715 cm |
| $HQ_1$ $m^3/s$ | | | | | | |
| $HQ_5$ $m^3/s$ | | | | | | |
| MNq $l/(s km^2)$ | 0.924 | | 2.27 | 1.07 | 1.01 | |
| Mq $l/(s km^2)$ | 9.98 | | 15.6 | 4.50 | 9.92 | |
| MHq $l/(s km^2)$ | 116 | | 116 | 59.7 | 119 | |
| $Mh_N$ mm | 791 | | 361 | 429 | 788 | |
| $Mh_A$ mm | 316 | | 245 | 71 | 314 | |

## Extremwerte

| | Niedrigwasser $m^3/s$ | $l/(s km^2)$ | Datum | Hochwasser $m^3/s$ | $l/(s km^2)$ | cm | Datum |
|---|---|---|---|---|---|---|---|
| 1 | 0.011 | 0.231 | 10.08.1983 | 7.91 | 166 | 716 | 07.03.1988 |
| 2 | 0.013 | 0.273 | 31.07.1983 | 7.23 | 152 | 715 | 12.03.1981 |
| 3 | 0.014 | 0.294 | 01.09.1983 | 6.62 | 139 | 713 | 06.01.1988 |
| 4 | 0.014 | 0.294 | 01.10.1982 | 6.60 | 139 | 703 | 09.02.1988 |
| 5 | 0.014 | 0.294 | 30.09.1982 | 6.57 | 138 | 720 | 06.01.1987 |
| 6 | 0.016 | 0.336 | 10.09.1991 | 6.50 | 137 | 716 | 06.01.1982 |
| 7 | 0.020 | 0.420 | 31.05.1992 | 6.50 | 137 | 709 | 01.07.1981 |
| 8 | 0.028 | 0.588 | 25.08.2000 | 6.46 | 136 | 707 | 13.03.1992 |
| 9 | 0.031 | 0.651 | 19.06.1999 | 6.44 | 135 | 709 | 28.01.1994 |
| 10 | 0.032 | 0.672 | 01.07.1999 | 6.27 | 132 | 710 | 23.07.1988 |

## Dauertabelle

Unterschrittene Abflüsse $m^3/s$

| Unterschreitungsdauer in Tagen | Abfluß-jahr (*) 2000 | Kalenderjahr 2000 | 1981/2000 20 Kalenderjahre Obere Hüllwerte | Mittlere Werte | Untere Hüllwerte |
|---|---|---|---|---|---|
| (365) | 5.18 | 5.18 | | | |
| 364 | 5.15 | 5.15 | 7.17 | 5.22 | 2.54 |
| 363 | 4.89 | 4.86 | 6.92 | 4.89 | 2.04 |
| 362 | 4.86 | 4.32 | 6.63 | 4.41 | 2.02 |
| 361 | 4.40 | 3.68 | 6.25 | 4.18 | 1.75 |
| 360 | 4.35 | 3.11 | 6.07 | 3.76 | 1.63 |
| 359 | 4.32 | 2.91 | 5.86 | 3.52 | 1.63 |
| 358 | 4.24 | 2.75 | 5.36 | 3.15 | 1.34 |
| 357 | 3.68 | 2.27 | 5.24 | 2.97 | 1.27 |
| 356 | 3.59 | 2.22 | 5.18 | 2.82 | 1.18 |
| 350 | 2.15 | 1.72 | 4.23 | 2.30 | 0.853 |
| 340 | 1.48 | 1.27 | 2.88 | 1.59 | 0.669 |
| 330 | 1.11 | 0.882 | 2.28 | 1.19 | 0.480 |
| 320 | 0.920 | 0.696 | 1.96 | 0.961 | 0.368 |
| 300 | 0.682 | 0.532 | 1.42 | 0.656 | 0.248 |
| 270 | 0.372 | 0.318 | 0.940 | 0.431 | 0.195 |
| 240 | 0.197 | 0.270 | 0.694 | 0.316 | 0.161 |
| 210 | 0.122 | 0.184 | 0.530 | 0.253 | 0.117 |
| 183 | 0.104 | 0.111 | 0.423 | 0.204 | 0.088 |
| 150 | 0.078 | 0.078 | 0.329 | 0.157 | 0.061 |
| 130 | 0.063 | 0.063 | 0.294 | 0.132 | 0.048 |
| 120 | 0.055 | 0.055 | 0.279 | 0.123 | 0.045 |
| 110 | 0.051 | 0.051 | 0.279 | 0.115 | 0.043 |
| 100 | 0.049 | 0.049 | 0.266 | 0.108 | 0.040 |
| 90 | 0.046 | 0.046 | 0.265 | 0.099 | 0.040 |
| 80 | 0.044 | 0.044 | 0.253 | 0.090 | 0.033 |
| 70 | 0.043 | 0.043 | 0.245 | 0.082 | 0.029 |
| 60 | 0.040 | 0.040 | 0.229 | 0.071 | 0.026 |
| 50 | 0.039 | 0.039 | 0.212 | 0.063 | 0.024 |
| 40 | 0.039 | 0.039 | 0.188 | 0.054 | 0.015 |
| 30 | 0.038 | 0.038 | 0.180 | 0.046 | 0.014 |
| 25 | 0.037 | 0.037 | 0.180 | 0.043 | 0.014 |
| 20 | 0.036 | 0.036 | 0.173 | 0.040 | 0.013 |
| 15 | 0.036 | 0.036 | 0.173 | 0.034 | 0.012 |
| 10 | 0.035 | 0.035 | 0.173 | 0.026 | 0.011 |
| 9 | 0.031 | 0.031 | 0.173 | 0.024 | 0.011 |
| 8 | 0.031 | 0.031 | 0.165 | 0.024 | 0.010 |
| 7 | 0.031 | 0.031 | 0.165 | 0.023 | 0.010 |
| 6 | 0.031 | 0.031 | 0.165 | 0.022 | 0.010 |
| 5 | 0.031 | 0.031 | 0.165 | 0.019 | 0.010 |
| 4 | 0.030 | 0.030 | 0.165 | 0.016 | 0.010 |
| 3 | 0.030 | 0.030 | 0.165 | 0.014 | 0.010 |
| 2 | 0.030 | 0.030 | 0.159 | 0.013 | 0.010 |
| 1 | 0.030 | 0.030 | 0.159 | 0.012 | 0.009 |
| 0 | 0.028 | 0.028 | 0.153 | 0.000 | 0.000 |

(*) Abflußjahr: 1.11. des Vorjahres bis 31.10.

Repräsentativ für die Hydrologische Landschaft Friesische Geest

# Q

$A_{Eo}$ : 1327 $km^2$ — $m^3/s$ — Pegel : Nortmoor Nr. 3889102

PNP : NN - 5,00 m — aus Tidedurchflußmessungen — Gewässer : Jümme

Lage : 4,95 km oberhalb der Mündung rechts — Gebiet : Leda GKZ 3889000

| | | Nov | Dez | Jan | Feb | Mrz | Apr | Mai | Jun | Jul | Aug | Sep | Okt | Wi | So | Jahr |
|---|---|---|---|---|---|---|---|---|---|---|---|---|---|---|---|---|
| Monatswerte | | | | | | | | | | | | | | | | |
| Tiden | n u | 46 | 22 | 35 | 30 | 31 | 56 | 58 | 58 | 57 | 60 | 55 | 52 | 220 | 340 | 560 |
| Tiden | n b | 12 | 38 | 25 | 26 | 29 | 2 | 2 | 0 | 3 | 0 | 3 | 8 | 132 | 16 | 148 |
| $MV_e$ | $10^3$ $m^3$ | 1376 | 1546 | 1511 | 1614 | 1879 | 1584 | 1522 | 1547 | 1597 | 1612 | 1513 | 1433 | 1585 | 1537 | 1561 |
| $MV_f$ | $10^3$ $m^3$ | 1289 | 465 | 861 | 800 | 635 | 1334 | 1408 | 1474 | 1445 | 1431 | 1322 | 1188 | 897 | 1378 | 1137 |
| Datum | | 3. | 6. | 29. | 28. | 21. | 5. | 25. | 25. | 21. | 25. | 3. | 20. | 03.01. | 25.05. | 03.01. |
| $NV_t$ | $10^3$ $m^3$ | -493 | -120 | -317 | -240 | 219 | -260 | -432 | -291 | -158 | -297 | -225 | -295 | -493 | -432 | -493 |
| $MV_t$ | $10^3$ $m^3$ | 87 | 1081 | 650 | 814 | 1244 | 250 | 114 | 73 | 152 | 181 | 191 | 245 | 688 | 159 | 424 |
| $HV_t$ | $10^3$ $m^3$ | 742 | 1451 | 1369* | 1304 | 2217* | 723* | 630 | 372 | 640 | 637 | 788 | 879 | 2217* | 879 | 2217* |
| Datum | | 3. | 23. | 31. | 17. | 12. | 5. | 4. | 8. | 29. | 4. | 20. | 28. | 12.03. | 28.10. | 12.03. |
| Tideabfluß $MQ_{tM}$ | $m^3/s$ | 2,0 | 24,1 | 14,6 | 18,2 | 27,7 | 5,6 | 2,6 | 1,7 | 3,4 | 4,1 | 4,3 | 5,5 | 15,4 | 3,6 | 9,5 |
| Abflußspende Mq | $l/skm^2$ | 1,5 | 18,2 | 11,0 | 13,8 | 20,9 | 4,2 | 1,9 | 1,2 | 2,6 | 3,1 | 3,2 | 4,1 | 11,6 | 2,7 | 7,1 |
| Gebietsniederschl. $h_N$ | mm | 37 | 161 | 59 | 71 | 107 | 31 | 57 | 57 | 124 | 64 | 81 | 62 | 466 | 445 | 911 |
| Abflußhöhe $h_A$ | mm | 4 | 49 | 29 | 34 | 56 | 11 | 5 | 3 | 7 | 8 | 8 | 11 | 183 | 42 | 225 |
| Hauptwerte 1990 – 1999 10 Jahre | | | | | | | | | | | | | | | | |
| $N\text{-}Q_{Mon.}$ | $m^3/s$ | 3,8 | 8,3 | 5,3 | 7,9 | 7,5 | 4,2 | 2,6 | 1,7 | 1,9 | 0,8 | 0,7 | 2,3 | 9,0)[1] | 2,1)[1] | 6,6)[2] |
| $MQ_{tM}$ | $m^3/s$ | 15,5 | 21,0 | 20,7 | 18,5 | 18,4 | 105 | 7,1 | 6,4 | 5,3 | 4,7 | 7,2 | 10,3 | 17,4 | 6,8 | 12,0 |
| $H\text{-}Q_{Mon.}$ | $m^3/s$ | 35,8 | 40,8 | 40,5 | 38,9 | 30,3 | 19,5 | 13,3 | 12,5 | 10,2 | 14,6 | 18,9 | 31,4 | 26,5)[1] | 13,6)[1] | 17,0)[2] |
| M q | $l/skm^2$ | 11,6 | 15,8 | 15,6 | 13,9 | 13,9 | 7,9 | 5,3 | 4,8 | 4,0 | 3,5 | 5,4 | 7,8 | 13,1 | 5,1 | 9,1 |
| $Mh_N$ | mm | 70 | 82 | 64 | 57 | 64 | 46 | 57 | 79 | 87 | 70 | 87 | 73 | 383 | 453 | 836 |
| $Mh_A$ | mm | 30 | 43 | 42 | 34 | 37 | 20 | 14 | 13 | 11 | 9 | 14 | 21 | 206 | 82 | 288 |

$MV_e$ = arithmetische Mittel der Ebbewasservolumina — u = unbeeinflußt durch Ledasperrwerk — )[1] Halbjahresmittelwert

$MV_f$ = arithmetische Mittel der Flutwasservolumina — b = beeinflußt durch Ledasperrwerk — )[2] Jahresmittelwert

$V_t$ = $V_e$ - $V_f$ — * = Transportvolumen $V_t$ beeinflußt durch unterschiedliche Ausgangswasserstände — NLÖ Hildesheim

# Q

$A_{Eo}$ : 54,8 $km^2$ — $m^3/s$ — Pegel : Holtland Nr. 3888104

PNP : NN - 5,00 m — aus Sielzugvolumina — Gewässer : Holtlander Ehe

Lage : 7,01 km oberhalb der Mündung links — Gebiet : Leda GKZ 3888000

| | | | Nov | Dez | Jan | Feb | Mrz | Apr | Mai | Jun | Jul | Aug | Sep | Okt | Wi | So | Jahr |
|---|---|---|---|---|---|---|---|---|---|---|---|---|---|---|---|---|---|
| Monatswerte | | | | | | | | | | | | | | | | | |
| | Tiden | n | 58 | 60 | 60 | 56 | 60 | 58 | 60 | 58 | 60 | 60 | 58 | 60 | 352 | 356 | 708 |
| Anzahl | normal | n | 27 | 59 | 56 | 52 | 60 | 48 | 23 | 12 | 39 | 16 | 29 | 46 | 302 | 165 | 467 |
| der | nicht möglich | n | 8 | 1 | 4 | 4 | 0 | 4 | 5 | 1 | 3 | 0 | 2 | 5 | 21 | 16 | 37 |
| Siel- | nicht gewollt | n | 11 | 0 | 0 | 0 | 0 | 3 | 24 | 39 | 14 | 37 | 23 | 9 | 14 | 146 | 160 |
| züge | abgebrochen u.a. | n | 12 | 0 | 0 | 0 | 0 | 3 | 8 | 6 | 4 | 7 | 4 | 0 | 15 | 29 | 44 |
| Wasser- | MThw | cm | 482 | 531 | 508 | 524 | 537 | 486 | 502 | 509 | 501 | 505 | 498 | 493 | 511 | 501 | 506 |
| stände | MTnw | cm | 470 | 492 | 475 | 486 | 498 | 467 | 492 | 503 | 486 | 498 | 485 | 474 | 481 | 489 | 485 |
| | $MK_e$ | cm | 473 | 499 | 481 | 493 | 504 | 472 | 493 | 504 | 489 | 499 | 488 | 479 | 487 | 492 | 490 |
| Sielzugvolumina $V_z$ | | $10^3$ $m^3$ | 696 | 3374 | 1762 | 2056 | 3161 | 772 | 690 | 533 | 897 | 745 | 718 | 863 | 11821 | 4446 | 16267 |
| sonstige Abflüsse[1)] | | $10^3$ $m^3$ | 0 | 0 | 0 | 0 | 0 | 0 | 0 | 0 | 0 | 0 | 0 | 0 | 0 | 0 | 0 |
| Zuwässerungen[2)] | | $10^3$ $m^3$ | 0 | 0 | 0 | 0 | 0 | 0 | 0 | 0 | 0 | 0 | 0 | 0 | 0 | 0 | 0 |
| Gesamtabflußvolumina | | $10^3$ $m^3$ | 696 | 3374 | 1762 | 2056 | 3161 | 772 | 690 | 533 | 897 | 745 | 718 | 863 | 11821 | 4446 | 16267 |
| Tideabfluß $MQ_{tM}$ | | $m^3/s$ | 0,27 | 1,26 | 0,66 | 0,82 | 1,18 | 0,30 | 0,26 | 0,21 | 0,34 | 0,28 | 0,28 | 0,32 | 0,75 | 0,28 | 0,52 |
| Abflußspende Mq | | $l/skm^2$ | 4,9 | 23,0 | 12,0 | 15,0 | 21,5 | 5,4 | 4,7 | 3,8 | 6,1 | 5,1 | 5,1 | 5,9 | 13,6 | 5,1 | 9,4 |
| Gebietsniederschl. $h_N$ | | mm | 39 | 173 | 66 | 78 | 106 | 33 | 65 | 77 | 131 | 51 | 84 | 66 | 495 | 474 | 969 |
| Abflußhöhe $h_A$ | | mm | 13 | 62 | 33 | 38 | 58 | 15 | 13 | 10 | 17 | 14 | 14 | 16 | 219 | 84 | 303 |
| Hauptwerte 1990 – 1999 10 Jahre | | | | | | | | | | | | | | | | | |
| $N\text{-}Q_{Mon.}$ | | $m^3/s$ | 0,21 | 0,33 | 0,14 | 0,30 | 0,31 | 0,24 | 0,19 | 0,13 | 0,04 | 0,13 | 0,17 | 0,17 | 0,34)[3] | 0,24)[3] | 0,30)[3] |
| $MQ_{tM}$ | | $m^3/s$ | 0,61 | 0,82 | 0,76 | 0,74 | 0,73 | 0,40 | 0,31 | 0,30 | 0,28 | 0,23 | 0,36 | 0,43 | 0,68 | 0,32 | 0,50 |
| $H\text{-}Q_{Mon.}$ | | $m^3/s$ | 1,39 | 1,45 | 1,50 | 1,69 | 1,18 | 0,66 | 0,56 | 0,57 | 0,50 | 0,32 | 0,61 | 1,29 | 1,03)[3] | 0,59)[3] | 0,64)[3] |
| Mq | | $l/skm^2$ | 11,1 | 14,9 | 13,8 | 13,6 | 13,4 | 7,3 | 5,6 | 5,5 | 5,0 | 4,2 | 6,7 | 7,9 | 12,4 | 5,8 | 9,1 |
| $Mh_N$ | | mm | 72 | 82 | 65 | 58 | 64 | 47 | 58 | 82 | 84 | 68 | 91 | 73 | 388 | 456 | 844 |
| $Mh_A$ | | mm | 29 | 40 | 37 | 34 | 36 | 19 | 15 | 15 | 14 | 11 | 18 | 21 | 195 | 94 | 289 |

b = beeinflußte Tidewasserstände — )[1] Pumpbetrieb, Abschläge — )[2] Zuwässerung aus Fremdgebieten — NLÖ Hildesheim

)[3] Halbjahresmittelwert — )[4] Jahresmittelwert

# Q

$A_{Eo}$ : 2078 $km^2$ — $m^3/s$ — Pegel : Leer — Nr. 38951019

PNP : NN - 5,00 m — aus Tidedurchflußmessungen — Gewässer : Leda

Lage : 3,7 km oberhalb der Mündung links — Gebiet : Ems/Leda — GKZ 3895000

| | | Nov | Dez | Jan | Feb | Mrz | Apr | Mai | Jun | Jul | Aug | Sep | Okt | Wi | So | Jahr |
|---|---|---|---|---|---|---|---|---|---|---|---|---|---|---|---|---|
| Monatswerte | | | | | | | | | | | | | | | | |
| Tiden | n u | 46 | 22 | 35 | 30 | 31 | 56 | 58 | 58 | 57 | 60 | 55 | 52 | 220 | 340 | 560 |
| Tiden | n b | 12 | 38 | 25 | 26 | 29 | 2 | 2 | 0 | 3 | 0 | 3 | 8 | 132 | 16 | 148 |
| $MV_e$ | $10^3$ $m^3$ | 4877 | 4049 | 4012 | 4063 | 4336 | 4591 | 4497 | 4533 | 4660 | 4750 | 4481 | 4200 | 4321 | 4521 | 4421 |
| $MV_f$ | $10^3$ $m^3$ | 4095 | 1806 | 2431 | 2500 | 2065 | 4045 | 4206 | 4013 | 3967 | 4219 | 3937 | 3482 | 2874 | 3976 | 3425 |
| Datum | | 18. | 23. | 28. | 28. | 1. | 5. | 26. | 25. | 14,0 | 27. | 7. | 30. | 28.02. | 30.10. | 30.10. |
| $NV_t$ | $10^3$ $m^3$ | -367 | -305 | -582 | -727 | 229 | -631 | -875 | -64 | -243 | -423 | -521 | -1132 | -727 | -1132 | -1132 |
| $MV_t$ | $10^3$ $m^3$ | 782 | 2243 | 1281 | 1563 | 2271 | 546 | 291 | 522 | 693 | 531 | 508 | 718 | 1448 | 544 | 996 |
| $HV_t$ | $10^3$ $m^3$ | 2059 | 3435 | 3746# | 3533 | 4414# | 2476 | 1307 | 1107 | 1302 | 1395 | 1331 | 2949 | 4414# | 2949 | 4414# |
| Datum | | 3. | 12. | 31. | 23. | 11. | 5. | 4. | 24. | 19. | 04. | 4. | 31. | 11.03. | 31.10. | 11.03. |
| Tideabfluß $MQ_{tM}$ | $m^3/s$ | 17,5 | 50,1 | 28,7 | 35,0 | 50,7 | 12,2 | 6,5 | 11,7 | 15,5 | 11,9 | 11,4 | 16,1 | 32,4 | 12,2 | 22,3 |
| Abflußspende Mq | $l/skm^2$ | 8,4 | 24,1 | 13,8 | 16,9 | 24,4 | 5,9 | 3,1 | 5,6 | 7,5 | 5,7 | 5,5 | 7,7 | 15,6 | 5,9 | 10,7 |
| Gebietsniederschl. $h_N$ | mm | 45 | 189 | 68 | 85 | 126 | 38 | 73 | 65 | 144 | 84 | 104 | 74 | 551 | 544 | 1095 |
| Abflußhöhe $h_A$ | mm | 22 | 65 | 37 | 42 | 66 | 15 | 8 | 15 | 20 | 15 | 14 | 21 | 247 | 93 | 340 |
| Hauptwerte 1991 – 2000 10 Jahre | | | | | | | | | | | | | | | | |
| $N\text{-}Q_{Mon.}$ | $m^3/s$ | 6,0 | 13,1 | 12,2 | 9,3 | 14,1 | 9,4 | 6,5 | 4,6 | 1,9 | 2,9 | 3,9 | 10,9 | 18,1)[1] | 6,4)[1] | 14,9)[2] |
| $MQ_{tM}$ | $m^3/s$ | 29,3 | 36,5 | 37,7 | 35,0 | 32,7 | 19,7 | 13,2 | 12,5 | 10,2 | 9,1 | 14,8 | 21,1 | 31,8 | 13,5 | 22,7 |
| $H\text{-}Q_{Mon.}$ | $m^3/s$ | 64,3 | 66,1 | 79,9 | 80,5 | 59,7 | 37,8 | 22,9 | 19,7 | 16,0 | 25,9 | 33,7 | 49,3 | 50,2)[1] | 23,1)[1] | 32,4)[2] |
| M q | $l/skm^2$ | 14,0 | 17,6 | 18,1 | 16,8 | 15,7 | 9,5 | 6,3 | 6,0 | 4,9 | 4,4 | 7,4 | 10,1 | 15,3 | 6,5 | 10,9 |
| $Mh_N$ | mm | 75 | 90 | 67 | 64 | 69 | 51 | 63 | 87 | 95 | 80 | 94 | 80 | 416 | 499 | 915 |
| $Mh_A$ | mm | 37 | 47 | 49 | 41 | 42 | 24 | 17 | 16 | 13 | 12 | 18 | 27 | 240 | 103 | 343 |

$MV_e$ = arithmetische Mittel der Ebbewasservolumina — u = unbeeinflußt durch Ledasperrwerk — )[1] Halbjahresmittelwert

$MV_f$ = arithmetische Mittel der Flutwasservolumina — b und # = beeinflußt durch Ledasperrwerk — )[2] Jahresmittelwert

$V_t$ = $V_e$ - $V_f$ — * = Transportvolumen $V_t$ beeinflußt durch unterschiedliche Ausgangswasserstände — NLÖ Hildesheim

# Grundwassermeßstellen

## Stammdaten

| Meßstelle | | | Lage | | Höhe (NN+m) | | Stock- | Druck- | Geologie | | | |
|---|---|---|---|---|---|---|---|---|---|---|---|---|
| Nummer | Bezeichnung | Art | TK 25 | Rechtswert Hochwert | Gelände Meßunkt | UK-Filter | werk | verhält-nisse | Gestein Formation | Grundwasser-Landschaft | Land | Daten verfügbar bei |
| 26124531 | Groß Oldendorf | R | 2612 | 3415300<br>5712980 | 10,90<br>11,53 | 12,00 | 1 | f | Feinsand<br>Quartär | Oldenburg-Ostfriesische Geest | NI | NLWK Aurich<br>NLÖ Hildesheim |
| 30114082 | Esterwegen II | R | 3011 | 3408280<br>5874370 | 16,90<br>17,23 | 1,53 | 1 | f | Mittelsand<br>Quartär | Vechte- Ems-Niederung | NI | NLWK Meppen<br>NLÖ Hildesheim |
| 33145761 | Langwege | R | 3314 | 3440110<br>5832240 | 29,40<br>29,56 | 24,46 | 1 | f | Talsande<br>Quartär | Baw.-, Quak.-, Kor-, Bar.-Becken | NI | NLWK Cloppenburg<br>NLÖ Hildesheim |
| 770104058 | Senne 205 flach | R | 4017 | 3466000<br>5756080 | 105,85<br>106,80 | 97,80 | 1 | f | Vorschüttsande<br>Quartär | Senne | NW | StUA Bielefeld<br>LUA Essen |

$A_{Eo}$ : 3.740 km²

Lage : 153,0 km Lauflänge ab Quelle

Messstelle: **Rheine** Nr. **33906105**
Gewässer: Ems
Gebiet: Obere Ems

| Bezeichnung | Zeit-spanne | Kalenderjahr 2000 | | | | | | | | | | | | | |
|---|---|---|---|---|---|---|---|---|---|---|---|---|---|---|---|
| | | Abflussjahr * 2000 | | | | | | | | | | | | | |
| | | Nov | Dez | Jan | Feb | Mrz | Apr | Mai | Jun | Jul | Aug | Sep | Okt | Nov | Dez |
| S-Konzentration mittlere g/m³ | 2000 | 12 | 24 | 20 | 24 | 28 | 31 | 35 | 39 | 32 | 40 | 25 | 22 | 20 | 19 |
| | 1965/2000 | 27 | 26 | 33 | 36 | 42 | 48 | 34 | 45 | 38 | 41 | 31 | 21 | 27 | 26 |
| größte g/m³ | 2000 | 22 | 69 | 22 | 26 | 29 | 33 | 37 | 41 | 45 | 244 | 130 | 35 | 48 | 59 |
| | 1965/2000 | 3010 | 500 | 1980 | 1052 | 3230 | 1210 | 870 | 1362 | 610 | 2340 | 1280 | 810 | 3010 | 500 |
| Messungen | | W | W | W | W | W | W | W | W | W | W | W | W | W | W |
| Abfluss m³/s MQ | 2000 | 13 | 54 | 54 | 97 | 107 | 34 | 15 | 13 | 18 | 14 | 14 | 14 | 19 | 32 |
| MQ | 1965/2000 | 38 | 62 | 72 | 63 | 61 | 44 | 28 | 20 | 20 | 14 | 18 | 25 | 38 | 61 |
| S-Transport kg/s | 2000 | 0,17 | 1,54 | 1,08 | 2,31 | 2,91 | 1,04 | 0,52 | 0,49 | 0,60 | 0,53 | 0,34 | 0,30 | 0,37 | 0,76 |
| | 1965/2000 | 1,21 | 1,64 | 2,62 | 2,56 | 2,96 | 3,09 | 1,16 | 1,24 | 0,77 | 0,57 | 0,59 | 0,62 | 1,18 | 1,62 |
| S-Fracht t | 2000 | 442 | 4125 | 2894 | 5789 | 7793 | 2704 | 1402 | 1266 | 1611 | 1424 | 884 | 804 | 957 | 2038 |
| | 1965/2000 | 3125 | 4394 | 7028 | 6226 | 7915 | 8009 | 3097 | 3210 | 2071 | 1534 | 1533 | 1665 | 3067 | 4330 |

| | | Abflussj. | Datum | Kalenderj. | Datum |
|---|---|---|---|---|---|
| S-Konzentration mittlere g/m³ | 2000 | 28 | | 28 | |
| | 1965/2000 | 35 | | 35 | |
| größte g/m³ | 2000 | 244 | 17.08.00 | 244 | 17.08.00 |
| | 1965/2000 | 3230 | 26.03.70 | 3230 | 26.03.70 |
| Messungen | | 127 | | 125 | |
| Abfluss m³/s MQ | 2000 | 37 | | 36 | |
| MQ | 1965/2000 | 39 | | 39 | |
| S-Transport kg/s | 2000 | 0,99 | | 1,00 | |
| | 1965/2000 | 1,59 | | 2,00 | |
| S-Fracht t | 2000 | 31139 | | 29567 | |
| | 1965/2000 | 49809 | | 49687 | |
| S-Abtrag t/km² | 2000 | 8,33 | | 8,00 | |
| | 1965/2000 | 13,32 | | 13,00 | |

Bezugspegel: Rheine UP Nr. 33900200

$A_{Eo}$ = 3.740 km²

PNP = NN + 24,19 m

Lage : 153 km Lauflänge ab Quelle rechts

| Abfluss-Hauptwerte m³/s | Abflussj. 2000 | Kalenderj. 2000 | Abflussj. 1965/2000 | Kalenderj. 1965/2000 |
|---|---|---|---|---|
| NQ | 9 | 9 | 3 | 3 |
| MNQ | | | 7 | 7 |
| MQ | 37 | 36 | 39 | 39 |
| MHQ | | | 259 | 250 |
| HQ | 191 | 191 | 403 | 403 |

* Abflussjahr: 1.11. des Vorjahres bis 31.10.
W = Messungen werktäglich (Mo - Fr)
TA = Messungen täglich
S-Konzentration = arithmetisches Mittel der Tageswerte

BfG Koblenz

$A_{Eo}$ : 8.686 km²

Lage : 253,3 km Lauflänge ab Quelle

Messstelle: **Lathen** Nr. **37306100**
Gewässer: Ems
Gebiet: Mittlere Ems

| Bezeichnung | Zeit-spanne | Kalenderjahr 2000 | | | | | | | | | | | | | |
|---|---|---|---|---|---|---|---|---|---|---|---|---|---|---|---|
| | | Abflussjahr * 2000 | | | | | | | | | | | | | |
| | | Nov | Dez | Jan | Feb | Mrz | Apr | Mai | Jun | Jul | Aug | Sep | Okt | Nov | Dez |
| S-Konzentration mittlere g/m³ | 2000 | 12 | 19 | 16 | 13 | 13 | 13 | 9 | 12 | 22 | 21 | 21 | 20 | 13 | 12 |
| | 1965/2000 | 18 | 21 | 22 | 25 | 23 | 26 | 28 | 25 | 24 | 22 | 20 | 15 | 18 | 21 |
| größte g/m³ | 2000 | 17 | 33 | 30 | 51 | 22 | 20 | 19 | 14 | 38 | 30 | 63 | 29 | 26 | 22 |
| | 1965/2000 | 155 | 129 | 374 | 156 | 85 | 264 | 320 | 165 | 104 | 83 | 100 | 136 | 155 | 129 |
| Messungen | | W | W | W | W | W | W | W | W | W | W | W | W | W | W |
| Abfluss m³/s MQ | 2000 | 36 | 114 | 107 | 179 | 213 | 90 | 55 | 44 | 51 | 47 | 48 | 50 | 59 | 68 |
| MQ | 1965/2000 | 84 | 119 | 145 | 129 | 129 | 95 | 60 | 46 | 43 | 33 | 41 | 57 | 83 | 118 |
| S-Transport kg/s | 2000 | 0,44 | 2,27 | 1,70 | 2,49 | 2,86 | 1,20 | 0,49 | 0,51 | 1,15 | 0,96 | 1,02 | 0,99 | 0,75 | 0,80 |
| | 1965/2000 | 1,82 | 2,90 | 3,66 | 3,50 | 3,43 | 2,69 | 1,77 | 1,27 | 1,11 | 0,76 | 0,88 | 0,99 | 1,79 | 2,84 |
| S-Fracht t | 2000 | 1139 | 6069 | 4540 | 6250 | 7658 | 3104 | 1311 | 1322 | 3080 | 2576 | 2656 | 2664 | 1939 | 2147 |
| | 1965/2000 | 4724 | 7773 | 9796 | 8547 | 9191 | 6971 | 4730 | 3290 | 2984 | 2025 | 2269 | 2657 | 4645 | 7612 |

| | | Abflussj. | Datum | Kalenderj. | Datum |
|---|---|---|---|---|---|
| S-Konzentration mittlere g/m³ | 2000 | 16 | | 15 | |
| | 1965/2000 | 22 | | 22 | |
| größte g/m³ | 2000 | 63 | 20.09.00 | 63 | 20.09.00 |
| | 1965/2000 | 374 | 11.01.81 | 374 | 11.01.81 |
| Messungen | | 253 | | 251 | |
| Abfluss m³/s MQ | 2000 | 86 | | 84 | |
| MQ | 1965/2000 | 82 | | 82 | |
| S-Transport kg/s | 2000 | 1,34 | | 1,00 | |
| | 1965/2000 | 2,06 | | 2,00 | |
| S-Fracht t | 2000 | 42369 | | 39247 | |
| | 1965/2000 | 64956 | | 64715 | |
| S-Abtrag t/km² | 2000 | 4,88 | | 5,00 | |
| | 1965/2000 | 7,48 | | 7,00 | |

Bezugspegel: Versen Nr. 37300103

$A_{Eo}$ = 8.369 km²

PNP = NN + 6,71 m

Lage : 234,8 km Lauflänge ab Quelle rechts

| Abfluss-Hauptwerte m³/s | Abflussj. 2000 | Kalenderj. 2000 | Abflussj. 1965/2000 | Kalenderj. 1965/2000 |
|---|---|---|---|---|
| NQ | 20 | 30 | 10 | 10 |
| MNQ | | | 18 | 19 |
| MQ | 86 | 84 | 82 | 82 |
| MHQ | | | 351 | 342 |
| HQ | 303 | 303 | 643 | 643 |

* Abflussjahr: 1.11. des Vorjahres bis 31.10.
W = Messungen werktäglich (Mo - Fr)
TA = Messungen täglich
S-Konzentration = arithmetisches Mittel der Tageswerte

BfG Koblenz

# Änderungen, Korrekturen und Nachträge

**Deutsches Gewässerkundliches Jahrbuch 1990**

Keine Nachträge und Änderungen

**Deutsches Gewässerkundliches Jahrbuch 1991**

Der Pegel 420110 Dorndorf 1 (Werra) wurde durch den Nachfolgepegel 420120 Vacha (Werra) ersetzt.

**Deutsches Gewässerkundliches Jahrbuch 1992**

Der Pegel 420010 Grimmelshausen (Werra) wurde durch den Nachfolgepegel 420011 Ebenhards (Werra) ersetzt.

**Deutsches Gewässerkundliches Jahrbuch 1993**

Die Pegel 56201003 Voßheide (Bega) und 56001004 Ehrentrup (Werre) entfallen ab der Jahrbuchausgabe 1993.

**Deutsches Gewässerkundliches Jahrbuch 1994**

Keine Nachtträge und Änderungen.

**Deutsches Gewässerkundliches Jahrbuch 1995**

Als Nachträge werden die folgende Meßstellen veröffentlicht: Pegel Rheda (40002008) 1992 und 1993, Pegel Welda (54008002) 1993, Pegel Ottbergen (55202000) 1993.

Die Grafiken der Tidewasserstände der Pegel Bremerhaven und Emden entfallen ab der Jahrbuchausgabe 1995.

Veränderung von Einzugsgebieten

Die Richtlinie für die Gebietsbezeichnung und die Verschlüsselung von Fließgewässern, LAWA 1993, sieht bei Gewässerüberleitung eine fiktive Trennung der Gewässer am Ausleitpunkt vor.

Nach einer jetzt durchgeführten konsequenten Anwendung dieser Richtlinie werden ausschließlich topographische Einzugsgebietsgrößen an Pegeln angegeben, übergeleitete Wassermengen erscheinen als Zusatzinformationen, sofern diese mehr als 5% des jeweiligen MQ des Pegels betragen.

Aus der Überarbeitung folgender Überleitungen in Niedersachsen ergeben sich veränderte Einzugsgebietsgrößen:

Überleitung aus der Aller in den Mittellandkanal bei Grafhorst

- alle Pegel an der Aller ab Brenneckenbrück sowie der Pegel an der Weser ab der Aller +245 km²

Bifurkation Hase/Else

- alle Pegel an der Hase ab der Bifurkation +20km².
- alle Pegel an der Else, Werre, Weser ab der Werre -20km²

Überleitung aus Speller Aa in die Gigel Aa

- Pegel Plantlünne -101 km²

**Deutsches Gewässerkundliches Jahrbuch 1996**

Keine Nachtträge und Änderungen.

**Deutsches Gewässerkundliches Jahrbuch 1997**

Die Pegel in Nordrhein-Westfalen haben neue Messstellennummern erhalten.

Der Pegel Bredelar (4427000000100) wurde neu aufgenommen.

Die folgenden Pegel werden nicht mehr veröffentlicht: Espeln - Q (40001005), Gütersloh - Q (21201101) , Versmold - Q (41603003), Huntlosen - W (4965142), Meppen - S (36906101)

**Deutsches Gewässerkundliches Jahrbuch 1998**

Die Hessische Landesanstalt für Umwelt (HlfU) wurde mit dem Hessischen Landesamt für Bodenforschung zum Hessischen Landesamt für Umwelt (HLUG) zusammengelegt.

Die Schwebstoffmessstelle Versen (37300103) wurde 1998 durch die Messstelle Lathen (37306100) ersetzt.

**Deutsches Gewässerkundliches Jahrbuch 1999**

Als Nachtrag wird der Pegel Ziegenhagen 1 (41980355) von 1995 bis 1998 veröffentlicht.

Die Grundwassermeßstelle Voßbarg I wurde durch die Meßstelle Groß Oldendorf ersetzt.

# Änderungen, Korrekturen und Nachträge

**Deutsches Gewässerkundliches Jahrbuch 2000**

Als Nachtrag werden die Quellschüttungsangaben von 1999 mit korrigierten Werten veröffentlicht.

Die Neukonzeption des Niedersächsischen Pegelmessnetzes hatte auch Auswirkungen auf das Gewässerkundliche Jahrbuch des Weser-und Emsgebietes. So wurden zahlreiche Pegel ausgetauscht.

Es entfallen die Pegel:

| | |
|---|---|
| 3439103 | Plantlünne |
| 3615104 | Lüstringen |
| 3637101 | Bersenbrück |
| 3881127 | Kampe |
| 3882106 | Bad Zwischenahn |
| 4781106 | Wilhelmstein |
| 4821112 | Okertal |
| 4841104 | Heerte |
| 4872128 | Wieckenberg |
| 4882101 | Rhumspringe |
| 4882152 | Scharzfeld |
| 4882196 | Elvershausen |
| 4886122 | Hohenrode |
| 4961130 | Dümmer-Ost |
| 4965142 | Huntlosen |

Neu hinzugekommen sind die Pegel:

| | |
|---|---|
| 3633101 | Bramsche |
| 3647101 | Uptloh |
| 3655101 | Bunnen |
| 3676106 | Lotten |
| 3723105 | Apeldorn |
| 3749101 | Walchum |
| 3895101 | Leer |
| 3926104 | Bagband |
| 4364106 | Steimke A |
| 4821103 | Altenau O |
| 4845103 | Peine |
| 4854112 | Aligse |
| 4872119 | Meitze |
| 4882161 | Pionierbrücke |
| 4882176 | Riefensbeek |
| 4882198 | Northeim |
| 4885150 | Mehle |
| 4888139 | Wunstorf |

# Quellschüttungsmeßstellen

## Stammdaten

| Meßstelle | | | Lage | | | Austritts- | Geologie | | | |
|---|---|---|---|---|---|---|---|---|---|---|
| Nummer | Bezeichnung | Art | Gebiets-kennzahl | TK 25 | Rechtswert Hochwert | höhe NN+m | Gestein Formation | Grundwasser-Landschaft | Land | Daten verfügbar bei |
| 38224041 | Hamelquelle | $Qu_f$ | 4572110 | 3822 | 352775 578456 | 152,00 | Weißjura Jura | Kluftgrundwasser-leiter | NI | StAWA Hildesheim NLÖ Hildeshiem |
| 38264751 | Herrenquelle | $Qu_f$ | 4886380 | 3826 | 357514 577770 | 170,00 | Weißjura Jura | Schichtgebundener GW-Abfluß | NI | StAWA Hildesheim NLÖ Hildesheim |
| 44254621 | Springmühle Grone | $Qu_f$ | 4881752 | 4425 | 356092 571129 | 160,00 | Muschelkalk Trias | Schichtgebundener GW-Abfluß | NI | StAWA Göttingen NLÖ Hildesheim |
| 384509 | Glockenbrunnen Calden | $Qu_a$ | 4481142 | 4522 | 352812 569750 | 233,00 | Muschelkalk Trias | Diemelplatte | HE | RPU Kassel HLUG Wiesbaden |
| 410503 | Kressenteichquelle Breitau | $Qu_f$ | 4186473 | 4926 | 357026 565927 | 241,00 | Muschelkalk Trias | Ringgau | HE | RPU Kassel HLUG Wiesbaden |
| 462528 | Schwarzbachquelle Grebenau | $Qu_f$ | 4254150 | 5222 | 353499 562152 | 317,70 | Buntsandstein Trias | Mittelhessische Senke | HE | RPU Marburg HLUG Wiesbaden |
| 463502 | Hünbornquelle Großentaft | $Qu_a$ | 4183000 | 5225 | 356131 562364 | 300,00 | Muschelkalk Trias | Rhön | HE | RPU Fulda HLUG Wiesbaden |
| 488501 | Fuldaquelle Gersfeld | $Qu_f$ | 4211100 | 5525 | 356773 559557 | 860,00 | Basalt | Rhön | HE | RPU Fulda HLUG Wiesbaden |

# $Q_{Qu}$

## Hauptwerte l/s

| | Kalenderjahr | | | | | | | | | | | | | | | | | | |
|---|---|---|---|---|---|---|---|---|---|---|---|---|---|---|---|---|---|---|---|
| | Abflußjahr * | | | | | | | | | | | | | | | | | | |
| Zeit- | NOV | DEZ | JAN | FEB | MRZ | APR | MAI | JUN | JUL | AUG | SEP | OKT | NOV | DEZ | Kalenderjahr | | | | Meßstellen- |
| spanne | Monatsmittel (MQ) | | | | | | | | | | | | | | NQ | MQ | MQ * | HQ | nummer |
| 1999 | 156,00 | 129,00 | 104,00 | 144,00 | 139,00 | 81,40 | 46,60 | 33,80 | 23,00 | 21,30 | 17,90 | 23,90 | 24,10 | 61,20 | 16,20 | 76,60 | 59,50 | 334,00 | 38224041 |
| 1995/99 | 81,40 | 85,10 | 80,00 | 100,40 | 106,00 | 86,60 | 55,80 | 39,60 | 38,40 | 26,60 | 27,30 | 44,90 | 67,70 | 75,10 | 16,20 | 64,30 | 62,40 | 458,00 | |
| 1954/99 | 51,20 | 83,40 | 75,90 | 89,10 | 95,10 | 93,20 | 61,40 | 50,30 | 49,00 | 35,20 | 29,80 | 36,40 | 51,50 | 82,60 | 6,25 | 62,50 | 62,50 | 491,00 | |
| 1999 | 1,78 | 1,96 | 2,26 | 2,72 | 2,98 | 3,47 | 3,04 | 2,37 | 1,26 | 1,18 | 0,91 | 0,64 | 0,16 | 0,48 | 0,16 | 2,05 | 1,79 | 3,47 | 38264751 |
| 1995/99 | 1,31 | 1,45 | 1,76 | 2,42 | 3,03 | 3,32 | 2,57 | 1,80 | 1,52 | 1,05 | 1,05 | 1,05 | 1,14 | 1,32 | 0,16 | 1,86 | 1,84 | 5,44 | |
| 1962/99 | 2,12 | 2,44 | 2,73 | 2,75 | 2,89 | 3,28 | 3,61 | 3,22 | 2,91 | 2,21 | 1,98 | 2,01 | 2,12 | 2,44 | 0,16 | 2,66 | 2,66 | 15,20 | |
| 1999 | 332,00 | 298,00 | 266,00 | 259,00 | 307,00 | 316,00 | 349,00 | 322,00 | 323,00 | 319,00 | 280,00 | 261,00 | 228,00 | 207,00 | 200,00 | 303,00 | 286,00 | 367,00 | 44254621 |
| 1995/99 | 221,00 | 216,00 | 227,00 | 244,00 | 251,00 | 254,00 | 262,00 | 240,00 | 232,00 | 216,00 | 199,00 | 227,00 | 222,00 | 211,00 | 125,00 | 232,00 | 232,00 | 367,00 | |
| 1951/99 | 222,00 | 224,00 | 242,00 | 258,00 | 267,00 | 270,00 | 266,00 | 250,00 | 240,00 | 233,00 | 226,00 | 225,00 | 223,00 | 224,00 | 114,00 | 244,00 | 244,00 | 405,00 | |
| 1999 | 33,60 | 35,58 | 36,83 | 37,73 | 38,00 | 36,95 | 33,00 | 27,50 | 27,98 | 20,00 | 14,38 | 12,53 | 10,78 | 10,54 | 9,10 | 29,40 | 24,06 | 40,20 | 384509 |
| 1995/99 | 14,17 | 15,54 | 17,85 | 21,52 | 24,18 | 23,51 | 21,13 | 17,75 | 15,63 | 12,66 | 9,98 | 10,97 | 14,34 | 15,52 | 1,15 | 16,37 | 16,39 | 40,20 | |
| 1961/99 | 11,54 | 13,84 | 17,62 | 20,46 | 23,36 | 24,04 | 21,59 | 19,36 | 17,62 | 14,95 | 12,76 | 11,74 | 11,58 | 13,72 | 0,20 | 17,31 | 17,31 | 44,00 | |
| 1999 | 631,00 | 509,00 | 422,00 | 504,00 | 616,00 | 475,00 | 293,00 | 207,00 | 156,00 | 136,00 | 130,00 | 108,00 | 112,00 | 270,00 | 97,00 | 354,00 | 286,00 | 767,00 | 410503 |
| 1995/99 | 338,00 | 362,00 | 348,00 | 405,00 | 474,00 | 388,00 | 352,00 | 275,00 | 189,00 | 149,00 | 140,00 | 191,00 | 289,00 | 332,00 | 84,00 | 301,00 | 295,00 | 809,00 | |
| 1961/99 | 207,00 | 310,00 | 367,00 | 408,00 | 440,00 | 442,00 | 362,00 | 306,00 | 241,00 | 190,00 | 155,00 | 158,00 | 200,00 | 307,00 | 48,00 | 298,00 | 297,00 | 900,00 | |
| 1999 | 1,50 | 1,30 | 1,42 | 1,53 | 1,70 | 1,48 | 1,21 | 0,46 | 0,34 | 0,22 | 0,15 | 0,13 | 0,10 | 0,20 | 0,09 | 0,97 | 0,75 | 1,72 | 462528 |
| 1995/99 | 0,52 | 0,57 | 0,63 | 0,81 | 1,09 | 1,01 | 0,92 | 0,56 | 0,30 | 0,18 | 0,15 | 0,27 | 0,48 | 0,51 | 0,07 | 0,59 | 0,58 | 2,61 | |
| 1961/99 | 0,37 | 0,62 | 0,74 | 0,87 | 1,04 | 1,17 | 1,08 | 0,77 | 0,52 | 0,36 | 0,27 | 0,25 | 0,36 | 0,58 | 0,02 | 0,67 | 0,66 | 2,61 | |
| 1999 | 37,08 | 31,05 | 30,28 | 27,80 | 34,14 | 24,50 | 16,80 | 5,29 | 5,70 | 4,48 | 4,18 | 4,18 | 5,21 | 17,48 | 4,18 | 19,12 | 15,01 | 46,50 | 463502 |
| 1995/99 | 20,01 | 23,22 | 24,02 | 25,58 | 28,79 | 26,64 | 21,67 | 14,51 | 7,49 | 5,05 | 5,18 | 11,03 | 17,35 | 21,97 | 2,61 | 17,80 | 17,48 | 103,00 | |
| 1961/99 | 13,61 | 23,89 | 24,65 | 24,53 | 26,32 | 23,63 | 16,68 | 14,75 | 10,76 | 9,01 | 7,28 | 8,30 | 13,16 | 23,31 | 0,87 | 16,86 | 16,78 | 180,00 | |
| 1999 | 2,17 | 2,44 | 2,55 | 1,80 | 1,81 | 1,58 | 1,29 | 0,98 | 0,76 | 0,43 | 0,34 | 0,34 | 0,35 | 0,36 | 0,33 | 1,55 | 1,10 | 2,58 | 488501 |
| 1995/99 | 1,50 | 1,65 | 1,76 | 1,69 | 1,77 | 1,80 | 1,66 | 1,46 | 1,28 | 1,13 | 1,12 | 1,24 | 1,32 | 1,39 | 0,33 | 1,49 | 1,40 | 2,58 | |
| 1961/99 | 2,07 | 2,82 | 3,06 | 2,99 | 3,37 | 4,20 | 2,85 | 2,18 | 1,92 | 1,62 | 1,49 | 1,67 | 1,97 | 2,74 | 0,13 | 3,59 | 3,56 | 17,20 | |

* Abflußjahr: 1.11. des Vorjahres bis 31.10.

# Gebietsdarstellung für die Gliederung des Deutschen Gewässerkundlichen Jahrbuches

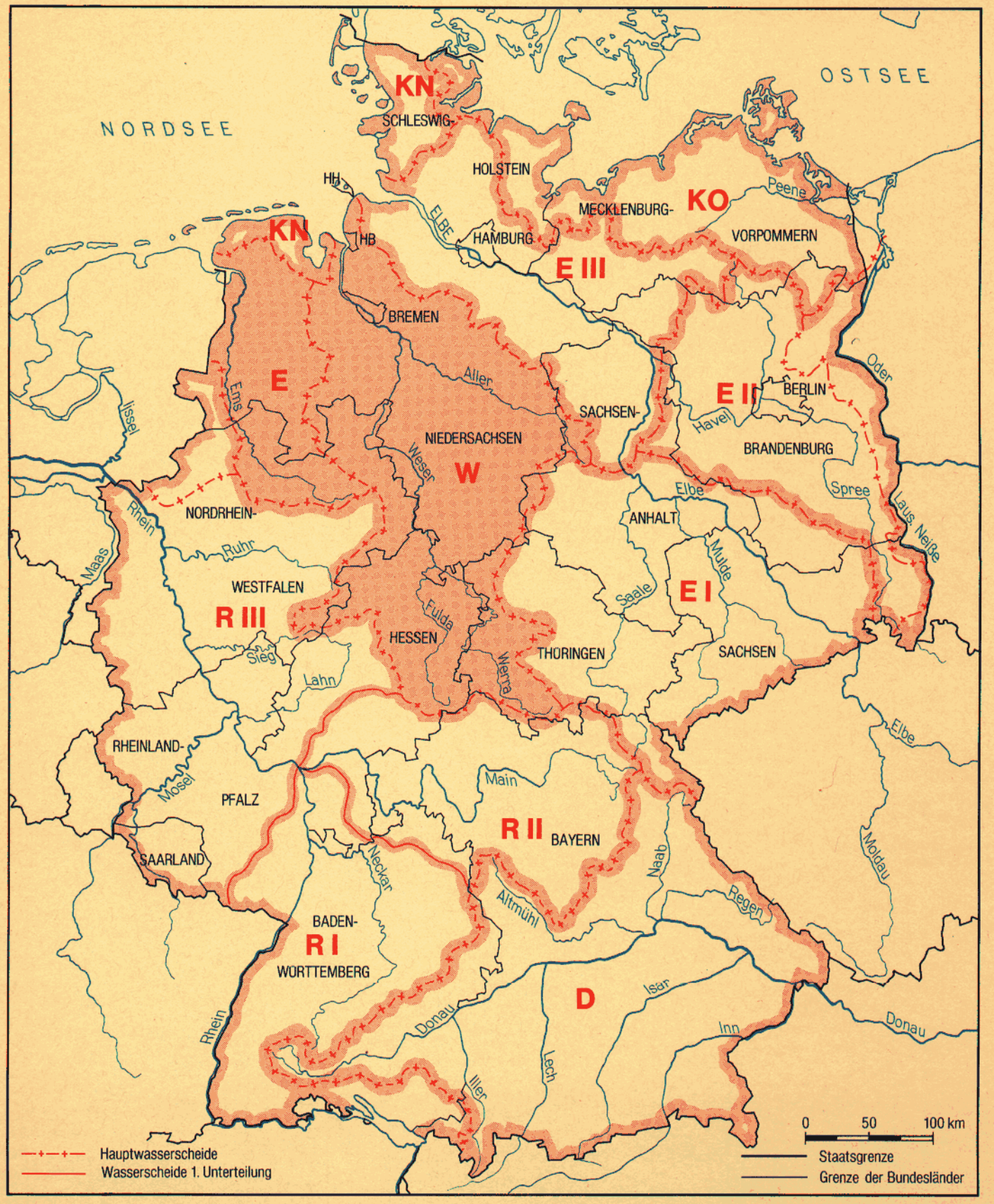


| | | |
|---|---|---|
| D | Donaugebiet | *Hrsg.: Bayerisches Landesamt für Wasserwirtschaft* |
| R I | Rheingebiet, Teil I, Hoch- und Oberrhein | *Hrsg.: Landesanstalt für Umweltschutz Baden-Württemberg* |
| R II | Rheingebiet, Teil II, Main | *Hrsg.: Bayerisches Landesamt für Wasserwirtschaft* |
| R III | Rheingebiet, Teil III, Mittel- und Niederrhein mit deutschem Issel- und Maasgebiet | *Hrsg.: Landesumweltamt Nordrhein-Westfalen* |
| W/E | Weser- und Emsgebiet | *Hrsg.: Niedersächsisches Landesamt für Ökologie* |
| E I | Elbegebiet, Teil I, von der Grenze zur CR bis zur Havelmündung | *Hrsg.: Landesamt für Umweltschutz Sachsen-Anhalt* |
| E II | Elbegebiet, Teil II, Havel mit deutschem Odergebiet | *Hrsg.: Landesumweltamt Brandenburg* |
| E III | Elbegebiet, Teil III, Untere Elbe | *Hrsg.: Freie und Hansestadt Hamburg, Wirtschaftsbehörde, Strom- und Hafenbau* |
| KN | Küstengebiet der Nordsee | *Hrsg.: Landesamt für Natur und Umwelt Schleswig-Holstein* |
| KO | Küstengebiet der Ostsee | *Hrsg.: Landesamt für Umwelt, Naturschutz und Geologie Mecklenburg-Vorpommern* |

Übersicht über das Deutsche Gewässerkundliche Jahrbuch

## Weser- und Emsgebiet

| Titel, Gebiet | Abflußjahr | Herausgeber | Vertrieb |
|---|---|---|---|
| Jahrbuch für die Gewässerkunde Norddeutschlands | 1901-1936 | Preußische Landesanstalt für Gewässerkunde und Hauptnivellements in Berlin | vergriffen |
| Jahrbuch für die Gewässerkunde des Deutschen Reiches | 1937-1939 | Landesanstalt für Gewässerkunde und Hauptnivellements in Berlin | vergriffen |
| Jahrbuch für die Gewässerkunde des Deutschen Reiches | 1940 | Bundesanstalt für Gewässerkunde in Koblenz | vergriffen |
| Deutsches Gewässerkundliches Jahrbuch Wesergebiet | 1941/1945 | Der Niedersächsische Minister für Ernährung, Landwirtschaft und Forsten in Hannover | vergriffen |
| " Ergänzungsheft | 1941/1945 | | Nds. Landesamt für Ökologie, Postfach 31110 Hildesheim |
| " | 1946 | | |
| " | 1947 | | |
| " | 1948 | | |
| " | 1949 | | |
| " | 1950 | | |
| " | 1951 | | |
| " | 1952 | | |
| " | 1953 | | |
| " | 1954 | | |
| " | 1955 | | |
| " | 1956 | | |
| Emsgebiet | 1941/1945 | Min. f. Ern., Landw. u. Forsten des Landes Nordrhein-Westfalen | Fa. Laserich Corneliusstraße 72 40215 Düsseldorf |
| " | 1946 | | |
| " | 1947 | Minister für Wirtschaft und Verkehr des Landes Nordrhein-Westfalen in Düsseldorf | " |
| " | 1948 | | " |
| " | 1949 | | " |
| " | 1950 | Ministerium für Ernährung, Landwirtschaft und Forsten des Landes Nordrhein-Westfalen in Düsseldorf | " |
| " | 1951 | | " |
| " | 1952 | | " |
| " | 1953 | | " |
| " | 1954 | | " |
| " | 1955 | | " |
| " | 1956 | | " |
| Weser- und Emsgebiet | 1957 | Der Niedersächsische Minister für Ernährung, Landwirtschaft und Forsten in Hannover | Nds. Landesamt für Ökologie, Postfach 31110 Hildesheim |
| " | bis | | |
| " | | | |
| " | | | |
| " | 1982 | | |
| " | 1983 | Niedersächsisches Landesamt für Wasserwirtschaft, Hildesheim | " |
| " | bis | | " |
| " | | | " |
| " | 1986 | | " |
| " | 1987 | Niedersächsisches Landesamt für Wasser und Abfall, Hildesheim | " |
| " | 1988 | Niedersächsisches Landesamt für Ökologie, Hildesheim | vergriffen |
| " | 1989 | | " |
| " | 1990 | | Nds. Landesamt für Ökologie Postfach 31110 Hildesheim |
| " | 1991 | | |
| " | 1992 | | |
| " | 1993 | | |
| " | 1994 | | |
| " | 1995 | | |
| " | 1996 | | |
| " | 1997 | | |
| " | 1998 | | |
| " | 1999 | | |
| " | 2000 | | |

Deutsches Gewässerkundliches Jahrbuch

# Weser- und Emsgebiet

Übersichtskarte 1 : 500 000

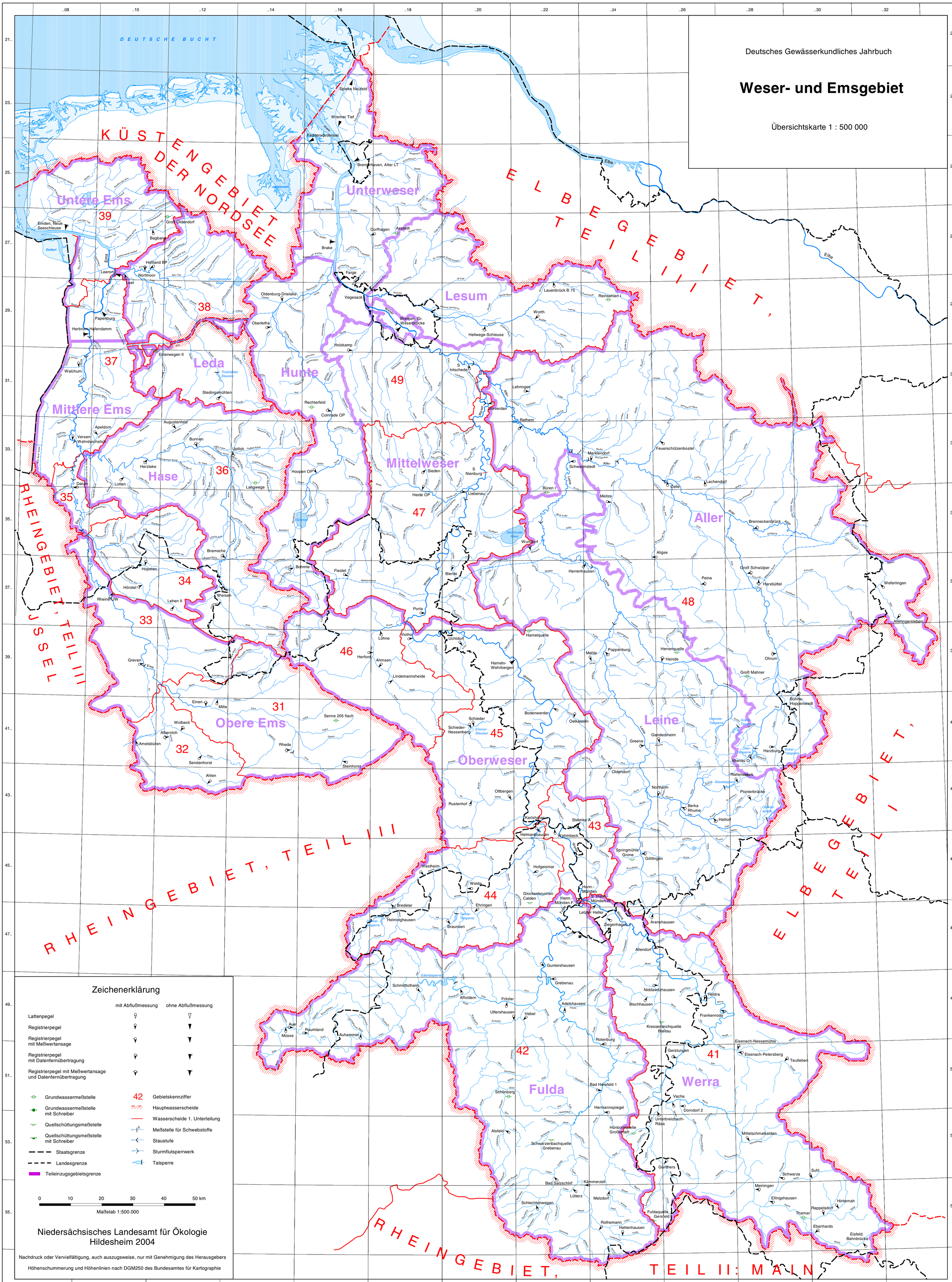

# Deutsches Gewässerkundliches Jahrbuch
# Weser- und Emsgebiet 2000

Digitale Ausgabe - Version 3.2
Niedersächsisches Landesamt für Ökologie
Hildesheim 06/2004

Bearbeitung:
Woköck Geotechnik
Am Exer 10
38302 Wolfenbüttel
Fon: 05331/857408  Fax: 05331/857412
E-mail: wokoeck@debitel.net
Internet: http://www.wokoeck.de

Die digitale Ausgabe des Deutschen Gewässerkundlichen Jahrbuches ist eine Übertragung der Druckausgabe in das digitale PDF-Format (Portable Document-Format). Layout und Inhalt der digitalen Ausgabe sind mit der Druckausgabe identisch. Die digitale Ausgabe des Jahrbuches ist mit einer **interaktiven Navigationsfunktion** ausgestattet.

Um zur **Online-Hilfe** zu gelangen, klicken Sie auf **„Hilfe“**. Dort erhalten Sie Hinweise zur **Installation** und den **Navigationsfunktionen** des digitalen Jahrbuches.

Um zum **Anfang des Jahrbuches** zu gelangen, klicken Sie auf **„Jahrbuch“**

**Weitere Infos erhalten Sie beim NLÖ Hildesheim bzw. der Firma Woköck Geotechnik.**

Jahrbuch  Hilfe  weiter

# Online - Hilfe
# Deutsches Gewässerkundliches Jahrbuch

Zu folgenden Themen erhalten Sie Hilfe. Klicken Sie dazu einfach auf das auszuwählende Thema:

**Installations-Hinweise**

**Navigationsfunktion des digitalen Jahrbuchs (DGJ)**

**Hinweise zur Bedienung des Acrobat Readers**

**Allgemeine Funktionen des Acrobat Readers (Menüzeile)**

Jahrbuch Info weiter

# Installations-Hinweise

Auf der CD-ROM befinden sich folgende Verzeichnisse und Dateien:

| | | |
|---|---|---|
| | - LIESMICH.TXT | Installationshinweise |
| - ACROREAD | - ACROD4DEU.EXE | Installationsprogramm Acrobat Reader 4.0 |
| - DGJ | - DGJ00WE.PDF | digitale Version des Jahrbuches (nicht bei Demo-CD) |
| - DEMO | - DEMO00WE.PDF | digitale Demo-Version des Jahrbuches |

**Zum Aufruf des digitalen Jahrbuches benötigen Sie den Acrobat Reader !**

(empfohlen ab Acrobat Reader 4.0)

Wenn sich der Acrobat Reader bereits auf Ihrem System befindet, starten Sie den Acrobat Reader und öffnen die entsprechende Jahrbuchversion von der CD-ROM. Sie können die Dateien auch auf Ihre Festplatte kopieren und anschließend von dort öffnen.

Wenn sich der Acrobat Reader noch nicht auf Ihrem System befindet, starten Sie das Installations-programm im Verzeichnis ACROREAD und öffnen anschließend das digitale Jahrbuch.

**Nur Demo-Verson:** Zur optimalen Darstellung der dokumentunabhängigen Hinweisfelder der Demo-Version empfehlen wir eine Grafikauflösung von 1024*768 Punkten oder höher einzustellen. (unter Windows - Systemsteuerung, Anzeige, Einstellung, Auflösung).

Jahrbuch | Hilfeauswahl | weiter

# Navigationsfunktion des digitalen Jahrbuchs (DGJ)

**Lesezeichen (linker Bildschirmrand):**
- durch Anklicken der **Lesezeichen am linken Bildschirmrand** gelangen Sie zu einzelnen Abschnitten
- die **Lesezeichen enthalten Unterverzeichnisse**, die sich beliebig öffnen und schließen lassen

**Verzeichnisse (alphabetisch, hydrographisch):**
- durch Anklicken der Pegel in den Verzeichnissen gelangen Sie zu den einzelnen Q- bzw. W-Seiten

**Tabellen (Q- und W-Seiten):**
- durch Anklicken des „großen Q's“ gelangen Sie zur W-Seite des Pegels (soweit vorhanden)
- durch Anklicken des „großen W's“ gelangen Sie zur Q-Seite des Pegels (soweit vorhanden)
- durch Anklicken des Pegelnamens gelangen Sie zum alphabetischen Verzeichnis
- durch Anklicken der Pegelnummer gelangen Sie zum hydrographischen Verzeichnis
- durch Anklicken der Lagebeschreibung gelangen Sie zur Übersichtskarte (Ausschnitt)
- durch Anklicken des Tabellenkopfes (Jahre, Monate) gelangen Sie zur Grafik (soweit vorhanden)

**Grafiken:**
- durch Anklicken der Grafik gelangen Sie zur Q-Seite des Pegels
- durch Anklicken der Zeitachse der Grafiken wechseln Sie zwischen aktuellem Jahr und langer Reihe
- durch Anklicken des Pegelnamens gelangen Sie zur „kleinen Übersichtskarte“
- durch Anklicken der Pegel in der „kleinen Übersichtskarte“ gelangen Sie zur Grafik des Pegels

**Übersichtskarte:**
- durch Anklicken der Pegel gelangen Sie zur Q-Seite des Pegels

Jahrbuch | Hilfeauswahl | weiter

# Hinweise zur Bedienung des Acrobat Readers:

- immer wenn sich das **Handsymbol** in das **Zeigefingersymbol** wandelt, ist ein Aktion möglich
- die **Lesezeichen** am linken Bildschirmrand lassen sich ein- bzw. ausblenden
- die **Lesezeichen** enthalten Unterverzeichnisse, die sich öffnen und schließen lassen
- durch Anklicken der **Lesezeichen** gelangen Sie zu einzelnen Abschnitten des Jahrbuches
- durch Anklicken des **Lesezeichen „Hilfe“** gelangen Sie zur Online-Hilfe
- eine **Freitextsuche** ist mit dem Fernglassymbol des Acrobat Readers möglich, wodurch Pegel nach Namen bzw. Nummer leicht gefunden werden können
- mit den **Pfeiltasten** des Acrobat Readers der Menüzeile können Sie durch das Dokument **blättern** (Anfang, Ende, vorherige Seite, nächste Seite, vorherige Ansicht, nächste Ansicht)
- mit der **Lupe** lassen sich einzelne Abschnitte vergrößern
- mit den **Seitensymbolen** kehren Sie zur Orginalgröße, Seitengröße bzw. Fensterbreite zurück

**Weitere Hilfen erhalten Sie über die Hilfefunktion des Acrobat Readers.**

Jahrbuch | Hilfeauswahl | weiter

## Allgemeine Funktionen des Acrobat Readers (Menüzeile):

| Symbol | Funktion |
|---|---|
| - Ordner | - Datei öffnen |
| - Drucker | - Datei drucken |
| - Lesezeichen | - Lesezeichen ein- bzw. ausblenden |
| - Hand | - auswählen von Funktionen |
| - Lupe | - vergrößern von Teilbereichen |
| - Textauswahl | - markieren von Textabschnitten |
| - I< | - erste Seite |
| - < | - vorherige Seite |
| - > | - nächste Seite |
| - >I | - letzte Seite |
| - Pfeil links | - vorherige Ansicht |
| - Pfeil rechts | - nächste Ansicht |
| - Größe 1 | - Orginalgröße |
| - Größe 2 | - Ganze Seite |
| - Größe 3 | - Fensterbreite |
| - Fernglas | - Freitextsuche |

Jahrbuch Hilfeauswahl Info